



(86) Date de dépôt PCT/PCT Filing Date: 2007/12/14
(87) Date publication PCT/PCT Publication Date: 2008/07/03
(85) Entrée phase nationale/National Entry: 2009/06/25
(86) N° demande PCT/PCT Application No.: EP 2007/063985
(87) N° publication PCT/PCT Publication No.: 2008/077823
(30) Priorité/Priority: 2006/12/27 (EP06127228.2)

(51) Cl.Int./Int.Cl. *A61K 9/107* (2006.01),
A61K 47/14 (2006.01), *A61K 47/26* (2006.01),
A61K 9/14 (2006.01), *A61K 9/16* (2006.01),
A61K 9/18 (2006.01), *A61K 9/22* (2006.01),
A61K 9/26 (2006.01), *A61K 9/48* (2006.01)

(71) Demandeur/Applicant:
LEK PHARMACEUTICALS D.D, SI

(72) Inventeurs/Inventors:
LEGEN, IGOR, SI;
KERC, JANEZ, SI;
JURKOVIC, POLONA, SI

(74) Agent: FETHERSTONHAUGH & CO.

(54) Titre : SYSTEMES D'ADMINISTRATION DE MEDICAMENTS A AUTO-MICROEMULSIFICATION
(54) Title: SELF-MICROEMULSIFYING DRUG DELIVERY SYSTEMS

(57) Abrégé/Abstract:

Self-microemulsifying drug delivery systems and microemulsions used to enhance the solubility of pharmaceutical ingredients comprising a polyoxyethylene sorbitan fatty acid ester emulsifier; a fatty acid ester co-emulsifier and an oil.



(12) INTERNATIONAL APPLICATION PUBLISHED UNDER THE PATENT COOPERATION TREATY (PCT)

(19) World Intellectual Property Organization
International Bureau



(43) International Publication Date
3 July 2008 (03.07.2008)

PCT

(10) International Publication Number
WO 2008/077823 A1

(51) International Patent Classification:

A61K 9/107 (2006.01) *A61K 9/16* (2006.01)
A61K 9/48 (2006.01) *A61K 9/18* (2006.01)
A61K 47/26 (2006.01) *A61K 9/22* (2006.01)
A61K 47/14 (2006.01) *A61K 9/26* (2006.01)
A61K 9/14 (2006.01)

(21) International Application Number:

PCT/EP2007/063985

(22) International Filing Date:

14 December 2007 (14.12.2007)

(25) Filing Language:

English

(26) Publication Language:

English

(30) Priority Data:

06127228.2 27 December 2006 (27.12.2006) EP

(71) Applicant (*for all designated States except US*): **LEK PHARMACEUTICALS D.D.** [SI/SI]; Verovskova 57, 1526 Ljubljana (SI).

(72) Inventors; and

(75) Inventors/Applicants (*for US only*): **LEGEN, Igor** [SI/SI]; Jakhlova cesta 6, 1290 Grosuplje (SI). **KERC, Janez** [SI/SI]; Trebinjska 7, 1000 Ljubljana (SI). **JURKOVIC, Polona** [SI/SI]; c/o LEK Pharmaceuticals d.d., Verovskova 57, 1000 Ljubljana (SI).

(74) Agent: **SKULJ, Primoz**; c/o Sandoz International GmbH, Global Patents Department, Industriestr. 25, 83607 Holzkirchen (DE).

(81) Designated States (*unless otherwise indicated, for every kind of national protection available*): AE, AG, AL, AM, AT, AU, AZ, BA, BB, BG, BH, BR, BW, BY, BZ, CA, CH, CN, CO, CR, CU, CZ, DE, DK, DM, DO, DZ, EC, EE, EG, ES, FI, GB, GD, GE, GH, GM, GT, HN, HR, HU, ID, IL, IN, IS, JP, KE, KG, KM, KN, KP, KR, KZ, LA, LC, LK, LR, LS, LT, LU, LY, MA, MD, ME, MG, MK, MN, MW, MX, MY, MZ, NA, NG, NI, NO, NZ, OM, PG, PH, PL, PT, RO, RS, RU, SC, SD, SE, SG, SK, SL, SM, SV, SY, TJ, TM, TN, TR, TT, TZ, UA, UG, US, UZ, VC, VN, ZA, ZM, ZW.

(84) Designated States (*unless otherwise indicated, for every kind of regional protection available*): ARIPO (BW, GH, GM, KE, LS, MW, MZ, NA, SD, SL, SZ, TZ, UG, ZM, ZW), Eurasian (AM, AZ, BY, KG, KZ, MD, RU, TJ, TM), European (AT, BE, BG, CH, CY, CZ, DE, DK, EE, ES, FI, FR, GB, GR, HU, IE, IS, IT, LT, LU, LV, MC, MT, NL, PL, PT, RO, SE, SI, SK, TR), OAPI (BF, BJ, CF, CG, CI, CM, GA, GN, GQ, GW, ML, MR, NE, SN, TD, TG).

Published:

— *with international search report*

(54) Title: SELF-MICROEMULSIFYING DRUG DELIVERY SYSTEMS

(57) Abstract: Self-microemulsifying drug delivery systems and microemulsions used to enhance the solubility of pharmaceutical ingredients comprising a polyoxyethylene sorbitan fatty acid ester emulsifier; a fatty acid ester co-emulsifier and an oil.

WO 2008/077823 A1

SELF-MICROEMULSIFYING DRUG DELIVERY SYSTEMS

FIELD OF THE INVENTION

The present invention relates to self-microemulsifying drug delivery systems and microemulsions. These systems can be used to enhance the solubility of pharmaceutical ingredients so are advantageous in the medical field. Accordingly, the invention also relates to a pharmaceutical composition and a method of making such a composition. Thus the invention relates to liquid based surfactant pharmaceutical systems and methods for conversion of these liquid systems in solid state.

BACKGROUND OF THE INVENTION

The design and development of new drug delivery systems with the intention of enhancing the efficacy of existing drugs is an ongoing process in the pharmaceutical industry. Several drugs demonstrate low bioavailability because of poor dissolution in physiological fluids as well as poor permeability. There are many types of drug delivery systems that have been developed to try to address this problem.

Candesartan cilexetil, is an example of a poorly soluble drug where the *in vitro* and *in vivo* dissolution strongly affects the efficacy. A classical approach to increase the solubility of poorly water-soluble drugs is micronisation of the drug by means of a mechanical manipulation (i.e. pulverizing the drug into particles of a few microns in diameter).

This approach is not appropriate for candesartan cilexetil, because any mechanical stress applied to the crystals of candesartan cilexetil leads to deterioration of the crystal structure and/or partial or complete (if mechanical stress is long enough) amorphisation, resulting in decreased stability. For example, when micronized candesartan cilexetil with $d(0.9)=5\text{ }\mu\text{m}$ is subjected to 40°C and 75 % humidity for 1 month the impurities changed from 0.33% to 0.85%, compared to 0.19% and 0.10% for the unmicronised sample.

Therefore, it is desirable to provide a drug delivery system which does not damage the crystal structure of the drug.

One approach is the use of emulsion and in particular microemulsion systems and self-microemulsifying drug delivery systems (SMEDDS). Such

systems have potential because of their improved drug solubilization and are able to enhance the bioavailability of poorly water-soluble drugs through solubilization in the excipient matrix or interface and dispersion in the gastrointestinal tract.

However, there are several disadvantages of traditional emulsions, microemulsions and SMEDDS. One is their liquid or semi-liquid/semi-solid state. This presents difficulties in proper dosing for peroral administration.

SMEDDS form a microemulsion on addition of water, either during manufacturing of a pharmaceutical composition or by a medical professional or the patient prior to use, or *in vivo*. A further challenge for these systems is that it is difficult to precisely control the amount of water that is added to the SMEDDS, particularly when this happens *in vivo*. Therefore, there is a need for a SMEDDS that forms a microemulsion and remains as a microemulsion (rather than a emulsions which is less stable) on addition of any quantity of water.

The present invention aims to provide drug delivery systems which can advantageously be used to enhance the solubility of pharmaceutical ingredients, particularly poorly-soluble drugs where the dissolution strongly affects the efficacy. The aim is to provide drug delivery systems that include liquid based surfactant systems in the solid state form, prepared in the way that preserves all elementary benefits of the original liquid based surfactant systems, that is improvement of poor drug solubility.

It is believed that the aim thus achieved is also to provide drug delivery systems that are stable over a long period of time and on addition of any amount of water and are suitable for oral administration

SUMMARY OF THE INVENTION

According to a first aspect, the present invention provides a self-microemulsifying drug delivery system comprising

- (i) a polyoxyethylene sorbitan fatty acid ester emulsifier;
- (ii) a co-emulsifier selected from glyceryl mono- or di- fatty acid esters of C₆-C₁₈ fatty acids; and
- (iii) an oil, selected from C₆-C₁₂ fatty acid triglycerides;

wherein the polyoxyethylene sorbitan fatty acid ester emulsifier (i) and co-emulsifier (ii) are present in a ratio by weight of between 1:1 and 4:1 and,

the emulsifier and co-emulsifier, (i) + (ii) and oil (iii) are present in a ratio by weight of between 4:1 and 10000:1.

According to a second aspect, the present invention provides a microemulsion. This can either be a microemulsions that is obtainable by providing
5 a self-microemulsifying drug delivery system according to the first aspect of the invention and adding water, or a microemulsions that can be formed from the polyoxyethylene sorbitan fatty acid ester emulsifier (i) and co-emulsifier (ii) present in a ratio by weight of between 1:1 and 4:1 and oil, selected from C₆-C₁₂ fatty acid triglycerides.

10 According to a third aspect, the present invention provides a solid pharmaceutical composition comprising a pharmaceutically active ingredient and either

- a) a self-microemulsifying drug delivery system comprising
(i) a polyoxyethylene sorbitan fatty acid ester emulsifier;
15 (ii) a co-emulsifier selected from glyceryl mono- or di- fatty acid esters of C₆-C₁₈ fatty acids; and
(iii) an oil, selected from C₆-C₁₂ fatty acid triglycerides;

wherein the polyoxyethylene sorbitan fatty acid ester emulsifier (i) and co-emulsifier (ii) are present in a ratio by weight of between 1:1 and 8:1 and
20 the emulsifier and co-emulsifier, (i) + (ii) and oil (iii) are present in a ratio by weight of between 1:10 and 10 0000:1, or

- b) a microemulsion comprising
(i) a polyoxyethylene sorbitan fatty acid ester emulsifier;
(ii) a co-emulsifier selected from glyceryl mono- or di- fatty acid esters
25 of C₆-C₁₈ fatty acids;
(iii) an oil, selected from C₆-C₁₂ fatty acid triglycerides;

wherein the polyoxyethylene sorbitan fatty acid ester emulsifier (i) and co-emulsifier (ii) are present in a ratio by weight of between 1:1 and 8:1 and

wherein the emulsifier and co-emulsifier, (i) + (ii) and oil (iii) are present in a
30 ratio by weight of between 1:10 and 10 000:1; and
(iv) water.

According to a fourth aspect, the present invention relates to the use of a self-microemulsifying drug delivery system according to the first aspect of the invention to enhance the solubility by a factor of three of a poorly soluble

pharmaceutically active ingredient which has a solubility of less than 0.1 g of pharmaceutically active ingredient in 1 ml of water at 37°C.

According to a fifth aspect, the present invention provides a method of preparing a solid oral pharmaceutical composition comprising the steps of:

- 5 a) forming a self-microemulsifying drug delivery system comprising
- (i) a polyoxyethylene sorbitan fatty acid ester emulsifier;
- (ii) a co-emulsifier selected from glyceryl mono- or di- fatty acid esters of C₆-C₁₈ fatty acids; and
- (iii) an oil, selected from C₆-C₁₂ fatty acid triglycerides;
- 10 wherein the polyoxyethylene sorbitan fatty acid ester emulsifier (i) and co-emulsifier (ii) are present in a ratio by weight of between 1:1 and 8:1 and the emulsifier and co-emulsifier, (i) + (ii) and oil (iii) are present in a ratio by weight of between 1 : 10 and 10 000 :1.; or
- b) forming a microemulsions comprising
- 15 (i) a polyoxyethylene sorbitan fatty acid ester emulsifier;
- (ii) a co-emulsifier selected from glyceryl mono- or di- fatty acid esters of C₆-C₁₈ fatty acids; and
- (iii) an oil, selected from C₆-C₁₂ fatty acid triglycerides;
- wherein the polyoxyethylene sorbitan fatty acid ester emulsifier (i) and co-
- 20 emulsifier (ii) are present in a ratio by weight of between 1:1 and 8:1, and
- c) adding a pharmaceutically active ingredient to the self-microemulsifying drug delivery system formed in step a) or the microemulsion formed in step b) to form a pharmaceutical composition; and
- d) solidifying the pharmaceutical composition formed in step c) to form a
- 25 solid oral pharmaceutical composition.

According to a sixth aspect, the present invention relates to the use of a self-microemulsifying drug delivery system according to the first aspect of the invention or a microemulsion according to the second aspect of the invention, to administer a pharmaceutically active ingredient to a patient.

- 30 All aspects of the invention essentially comprise a self-microemulsifying drug delivery system (SMEDDS) or a microemulsion which comprises three components, an emulsifier, a co-emulsifier and oil. In the invention, the components and their relative amounts have been selected so as to provide a SMEDDS which produces a microemulsion on addition of wide range of amounts of

water. The SMEDDS of the present invention also exhibit improved drug solubilization, long shelf life, and ease of preparation.

The SMEDDS of the invention is advantageously used in pharmaceutical compositions to improve the solubility of poorly soluble drugs such as, according to
5 a preferred embodiment, candesartan cilexetil, celecoxib, eprosartan mesylate, sirolimus or lercanidipine HCl.

The SMEDDS is converted into solid state thereby overcoming the problems associated with dosing liquid or semi-liquid compositions. Solid state emulsion systems comprise liquid based systems (emulsions, microemulsions or self
10 microemulsifying systems) that are converted into solid state by spray drying, adsorption or stabilization with solid support. They are in the form of free flowing powder or granulate, which can be further filled in hard capsules or compressed into tablets.

Microemulsions or self microemulsifying systems according to the invention
15 in solid state strongly increase the solubility of candesartan cilexetil without changing its crystal structure. The same effect can be expected also for other drugs (for example celecoxib, eprosartan mesylate, sirolimus and lercanidipine HCl).

According to a preferred embodiment of all aspects of the invention, the polyoxyethylene sorbitan fatty acid ester emulsifier is polysorbate 80 (otherwise
20 known as polyoxyethylene 20 sorbitan monooleate). Polysorbate 80 is preferred over other polyoxyethylene sorbitan fatty acid esters such as polysorbate 60 as it produces a better microemulsion. This is believed to be related to the fact that polysorbate 80 is made from oleinic acid (rather than stearic acid as is the case in polysorbate 60) and has a double bond in the lipophilic region. It is believed that
25 the double bond means that polysorbate 80 is particularly flexible and hence suited to forming stable emulsions.

It is essential in the present invention that the ester emulsifier (i) and co-emulsifier (ii) are present in a ratio by weight of between 1:1 and 8:1, preferably and essentially in some embodiments, between 1:1 and 4:1. Within this range of ratios,
30 microemulsions that are stable on addition of any amount of water can be made. In the most preferred embodiment, the polyoxyethylene sorbitan fatty acid ester emulsifier (i) and co-emulsifier (ii) are present in a ratio by weight of between 1:1 and 6:1 or 4:1, for example about 1:1, 2:1 or 4:1, preferably between 2.5:1 and 3.5:1, for example about 3:1. The preferred ratios define systems that have been

found to be particularly good at improving the solubility of pharmaceutical ingredients and from which microemulsions are formed on addition of any amount of water.

Further, it is essential that the ratio by weight of emulsifier and co-emulsifier (total emulsifier), (i) + (ii), to oil (iii), is at least 1:10, and in some embodiments is essentially at least 4:1. Preferably there is more total emulsifier than oil so the ratio is at least 1:1. The lower limit on the amounts of oil, is a ratio of 10000:1. The ratio by weight of emulsifier and co-emulsifier (total emulsifier (i) + (ii)), to oil (iii), is preferably in the range 1:4 to 10000:1, preferably about 1:1 to 1000:1, more preferably 4:1 to 100:1, most preferably 5:1 to 40:1.

According to the most preferred embodiment, the self-microemulsifying drug delivery system consists of caprylic/capric triglyceride as oil (hydrophobic) phase, polysorbate 80 as emulsifier and glyceryl caprylate as coemulsifier, and is made into a microemulsion by addition of water as the hydrophilic phase.

15

DETAILED DESCRIPTION OF THE INVENTION

By microemulsion we mean a thermodynamically stable, transparent dispersions of oil phase and water phase stabilized by an interfacial film of emulsifier (also known as surfactant) molecules. In a microemulsion the dispersed phase consists of globules which are less than 100nm across. In contrast, an emulsion which is not a microemulsion (referred to as a non-microemulsion) has bigger globules in the dispersed phase and is not thermodynamically stable so will separate over time (although separation may occur very slowly).

Self-microemulsifying systems are comprised of a mixture of oil and emulsifiers (otherwise known as surfactants) which form a microemulsion upon dilution with aqueous medium. The SMEDDS according to the invention form thermodynamically stable microemulsions after addition of any amount of water.

The present invention involves a self-microemulsifying drug delivery system which comprises as the emulsifier (i) a polyoxyethylene sorbitan fatty acid ester. As noted above, polyoxyethylene 20 sorbitan monooleate, which is also known as polysorbate 80, is particularly useful in the present invention.

The present invention also includes a co-emulsifier (ii) selected from glyceryl mono- or di- fatty acid esters of C₆-C₁₈ fatty acids. It was surprisingly found that glyceryl mono- or di- fatty acid esters of C₆-C₁₈ fatty acids form microemulsions

with polyoxyethylene sorbitan fatty acid ester and C₆-C₁₂ fatty acid triglycerides in very wide concentration range. Preferably co-emulsifier is (ii) selected from glyceryl mono- or di- fatty acid esters of C₆-C₁₂ fatty acids. Glyceryl caprylate (which is known commercially as Imwitor 308) is preferred for use as the co-emulsifier and particularly good results have been obtained with the use of glyceryl caprylate in combination with polysorbate 80.

The self-microemulsifying systems of the present invention also include an oil (iii), which is a C₆-C₁₂ fatty acid triglycerides. Medium chain triglycerides are generally known to form microemulsion easier than long chain triglycerides. In the preferred embodiment, a caprylic/capric triglyceride is used, (known commercially as Mygliol 812[®]).

Hence, the self-microemulsifying systems of the present invention include as the co-emulsifier (ii) mono- or di-glycerides and as the oil (iii) triglycerides having the chain length and being in the amounts as defined above. It is preferred that the self-microemulsifying systems of the present invention do not contain a significant level of glycerides (including mono-, di-, or triglycerides which do not meet the compositional requirements of (ii) or (iii). In particular, it is preferred that of the total amount of glycerides in the self-microemulsifying systems of the present invention, at least 90%, more preferably 95% or 99% and most preferably all are either co-emulsifiers according to (ii) (selected from glyceryl mono- or di- fatty acid esters of C₆-C₁₈ fatty acids, preferably C₆-C₁₂ fatty acids), or oils according to (iii) (which is a C₆-C₁₂ fatty acid triglycerides).

In preferred embodiments the self-microemulsifying systems of the present invention includes only emulsifier according to (i), a coemulsifier according to (ii), an oil according to (iii) in the defined proportions and has no further components. Hence, the self-microemulsifying drug delivery system consists of (i) the polyoxyethylene sorbitan fatty acid ester emulsifier, (ii) the co-emulsifier selected from glyceryl mono- or di- fatty acid esters of C₆-C₁₈ fatty acids, and (iii), the oil, selected from C₆-C₁₂ fatty acid triglycerides.

In preferred embodiments, there is more coemulsifier than oil. Preferably the ratio of coemulsifier (ii) to oil (iii) is at least 1.5:1, preferably 2:1, more preferably at least 3:1.

The present invention also relates to microemulsions which contain an emulsifier according to (i), a coemulsifier according to (ii), an oil according to (iii)

and water (iv). In preferred embodiments, the water is part of an aqueous phase which comprises at least 50 %, preferably at least 70 %, 80%, 90%, or 99%, and most preferably is all water. In particular it is preferred that the aqueous phase does not contain certain components such as alcohols that can be harmful to patients, particularly those who have a liver condition. Accordingly, it is preferred that the aqueous phase contains no alcohols, particularly no ethanol. It is also preferred that the aqueous phase does not contain any polyethylene glycol.

The present invention also relates to a solid pharmaceutical composition comprising a pharmaceutically active ingredient and either a self-microemulsifying drug delivery system or a microemulsion. The composition can be made into solid form in any way, such as by any of the methods described below.

Any pharmaceutically active ingredient can be incorporated into the composition. However, the invention is particularly useful for the peroral administration of poorly soluble drugs, i.e., those that display low dissolution in physiological fluids, which may results in poor bioavailability. By poorly soluble we mean the ingredient has a solubility of less than 0.1 g/ml of water at 37°C, as defined for practically insoluble drugs in USP29. The solubility of the ingredient can be determined by any technique know from those skilled in the art (i.e. the excess of the ingredient is placed in the certain amount of water, mixed with the magnetic stirrer and measure the dissolved amount of ingredient by a suitable analytical technique).

The pharmaceutically active ingredient is usually dissolved or dispersed in the self-microemulsifying drug delivery system or the microemulsion and is normally present in the range 5-70%, preferably 10-20% by weight with respect to the self-microemulsifying drug delivery system.

In the preferred embodiments, the pharmaceutically active ingredient is candesartan cilexetil, celecoxib, eprosartan mesylate, sirolimus or lercanidipine hydrochloride.

Candesartan cilexetil is a potent, long-acting, selective angiotensin II type I receptor (AT1) antagonist beneficial for the treatment of hypertension. Candesartan cilexetil is completely hydrolyzed to the active drug candesartan during absorption from the gastrointestinal tract. Candesartan has the chemical name 3 - ((2' - (2H - tetrazol - 5 - yl) biphenyl - 4 - yl) methyl) - 2 - ethoxy - 3H- benzo[d]imidazole - 4 - carboxylic acid. Candesartan cilexetil is a very poorly soluble drug with water

solubility 0.5 µg/ml (at 37°C) and less than 0.2 µg/ml in phosphate buffer pH=7.0 (at 37°C) representing the pH in the human small intestine, which is a primary site of drug absorption.

The drug which is commercially known as Celecoxib is a non-steroidal anti-inflammatory drug (NSAID) used in the treatment of various diseases including osteoarthritis, rheumatoid arthritis, acute pain, painful menstruation and menstrual symptoms. The chemical name is 4 - [5 - (4 - methylphenyl) - 3 - (trifluoromethyl) pyrazol - 1 - yl] benzenesulfonamide.

Eprosartan mesylate is an angiotensin II receptor antagonist used for the treatment of high blood pressure. The chemical name for Eprosartan is 4 - [[2 - butyl - 5 - (2 - carboxy - 3 - thiophen - 2 - yl - prop - 1 - enyl) - imidazol - 1 - yl] methyl] benzoic acid.

Sirolimus is a relatively new immunosuppressant drug used to prevent rejection in organ transplantation, and is especially useful in kidney transplants. It is also known as rapamycin. The chemical name of sirolimus is [3S - [3R* [E(1S*,3S*,4S*)], 4S*, 5R*, 8S*, 9E, 12R*, 14R*, 15S*, 16R*, 18S*, 19S*,26aR*]] - , 6, 8, 11, 12, 13, 14, 15, 16, 17, 18, 19, 24, 25, 26, 26a - hexadecahydro - 5, 19 - dihydroxy - 3 - [2 - (4 - hydroxyl - 3 - methoxycyclohexyl) - 1 - methylethenyl] - 14, 16 - dimethoxy - 4, 10, 12, 18 - tetramethyl - 8 - (2 - propenyl) - 15, 19 - epoxy- 3H - pyrido[2,1 - c] [1,4] oxaazacyclotricosine - 1,7,20, 21 (4H,23H) - tetrone, monohydrate.

Lercanidipine is a calcium channel blocker administered as HCl salt. The chemical name of lercanidipine is methyl[2-(3,3-diphenylpropyl-methyl-amino)- 1,1-dimethyl-ethyl] 2,6-dimethyl- 4-(3-nitrophenyl)- 1,4-dihydropyridine-3, 5-dicarboxylate -

The SMEDDS is used in the invention to improve the solubility of pharmaceutical ingredients and in the third aspect of the invention is used to enhance the solubility by a factor of three of a poorly soluble pharmaceutically active ingredient which has a solubility of less than 0.1 g of pure pharmaceutically active ingredient in 1 ml of water at 37°C.

According to a fourth aspect, the invention relates to a method of making a solid composition. This involves the step of solidifying a pharmaceutical

composition which comprises a SMEDDS or a microemulsion and a pharmaceutical ingredient. Preferably the composition is suitable for oral administration.

Conversion into solid state can be achieved by different means including the four methods set out below.

5 In the first case, a liquid surfactant based system comprising the emulsifier, coemulsifier, oil and optionally water was adsorbed on a solid support. The solid support is chosen from the different solid pharmaceutical excipients, for example: colloidal silicon dioxide, talc, microcrystalline cellulose, magnesium oxide, magnesium hydroxide, titanium dioxide, lactose and polyvinylpyrrolidone.
10 Preferably colloidal silicon dioxide is used. The liquid surfactant based system was slowly added to colloidal silicon dioxide during continuous vigorous mixing to obtain a free flowing powder.

 In the second case, the liquid surfactant based system was converted into a solid state by stabilization of individual emulsion phases with hydrophilic and
15 hydrophobic solid supports. Preferably colloidal silicon dioxide and hydrophobic colloidal silicon dioxide are used. In general, colloidal silicon dioxide is hydrophilic. On contrary, hydrophobic colloidal silicon dioxide is, for example, colloidal silica treated with dimethyldichlorosilane. The water phase of the dispersion was adsorbed on a hydrophilic solid support by vigorous mixing and the oil phase of the
20 dispersion was adsorbed on a hydrophobic solid support also by vigorous mixing. Afterwards, solid state water phase, solid state oil phase and emulsifier mixture were mixed to obtain a free flowing powder.

 In the third case, the liquid surfactant based system was incorporated in a polyethylene glycol dispersion. Polyethylene glycols of different molecular weights
25 can be used, but preferably polyethylene glycol 6000 is used. Polyethylene glycol was melted in a water bath at 65 °C. The self microemulsifying system was mixed with melted polyethylene glycol 6000. The obtained mixture was rapidly solidified in an ice bath. The solidified composition was pulverized and sieved to form a granulate which was put into hard capsules.

30 In the fourth case, the liquid surfactant based system was spray dried on a solid support. Different pharmaceutical excipients can be used as a solid support, for example: sugars such as lactose, maltose, fructose, dextran, glucose; sugar alcohols such as sorbitol, maltitol; polyvinylpyrrolidone (PVP), polyvinyl alcohol, low viscosity polymers such as low viscosity hydroxypropyl cellulose, colloidal silicon

dioxide. Most preferably polyvinylpyrrolidone or lactose are used. The solid support was dissolved in water. This solution was mixed with the self microemulsifying system. The obtained dispersion was spray dried in a spray drying system. The resultant powder was put into hard capsules or compressed in tablets.

5

FIGURES

Figures 1, 2, 3, and 4 are phase diagrams that illustrate the results of experiments carried out to test the effect of adding water to different compositions of emulsifier, coemulsifier and oil.

10 The point on the phase diagrams labelled EMULSIFIER : COEMULSIFIER (upper angle) represents a system which comprises 100% total emulsifier (i.e. emulsifier and coemulsifier), the point labelled OIL represents a system which comprises 100% oil and the point labelled WATER represents a system which comprises 100% water. EMULSIFIER is referred also to as (i), COEMULSIFIER as
15 (ii) and oil as (iii)

The line from upper triangle to lower right triangle represents a SMEDDS, and points on this line represent different ratios of (EMULSIFIER : COEMULSIFIER) : OIL. E.g. a point which lies at one quarter from upper angle to lower right angle represents a composition having 80% of (EMULSIFIER :
20 COEMULSIFIER) and 20% of OIL thus having ratio (i) + (ii) : (iii) 4 : 1.

In all cases the experiments were carried out using polysorbate 80 as the emulsifier, glyceryl caprylate (Imwitor 308) as the coemulsifier, caprylic/capric triglyceride (Mygliol 812[®]) as the oil and water as the hydrophilic phase.

Experiments were carried out with different ratios of emulsifier to
25 coemulsifier. In Figure 1 the polysorbate 80 to glyceryl caprylate (Imwitor 308) (i.e. (i):(ii)) ratio was 1:1; in Figure 2 the ratio was 2:1; in figure 3 the ratio was 3:1; and in figure 4 the ratio was 4:1.

The proportions of emulsifier and coemulsifier are fixed relative to one another in each figure and experiments are carried out with samples having varying
30 proportions of total emulsifier (i.e. polysorbate 80 plus Imwitor 308) and oil (Mygliol 812[®]).

Water was titrated into each sample and the resulting mixture was assessed to determine whether a microemulsion or a non-microemulsion was formed. The

formation of microemulsion was identified according to transparency and stability of the system. The results are shown on the diagrams.

From the figures it is clear that stable microemulsions do not form throughout the ranges depicted by phase diagrams. The parts of diagrams where microemulsions are formed are designated by circles, while the parts where emulsions were formed are designated by crosses. The prepared mixtures were assessed to determine whether microemulsions were formed.

The diagrams show that in all cases, with the preferred levels of total emulsifier to oil (i.e. a ratio of at least 1:1) a microemulsion can be formed with varying amounts of water including with very high amounts of water.

EXAMPLES

The examples which follow illustrate the invention (but do not limit it in any way). The findings of the examples was that the use of SMEDDS according to the invention significantly improved the solubility of candesartan cilexetil compared to the marketed candesartan cilexetil formulation (Atacand). It also improved the absorption of candesartan across the intestine compared to the marketed candesartan cilexetil formulation (Atacand).

The use of solid state surfactant based systems were also found to enhance the solubility of a NSAID, celecoxib more than threefold.

EXAMPLE 1

Preparation of microemulsions:

Ingredients	ME 1	ME 2	SMEDDS
Miglyol 812	36.00 %	11.70 %	20.00 %
Polysorbate 80	40.73 %	34.88 %	60.00 %
Imwitor 308	13.57 %	11.62 %	20.00 %
Water	9.70 %	41.80 %	-

Procedure: Imwitor 308 (coemulsifier) was heated in water bath at 40 °C, then Polysorbate 80 (emulsifier) was added. Both ingredients were mixed thoroughly. Mixture was allowed to cool and then Miglyol 812 (oil phase) and water were added. Microemulsions were formed spontaneously after stirring. Self microemulsifying system (SMEDDS) was prepared in the same way but without water. These microemulsions and SMEDDS were used in the following examples.

EXAMPLE 2

Conversion of candesartan cilexetil microemulsion into solid state by adsorption on colloidal silicon dioxide

Ingredients	Example 2a	Example 2b
Candesartan cilexetil	16 mg	16 mg
Microemulsion ME 1	114 mg	
Microemulsion ME 2		114 mg
Colloidal silicon dioxide	70 mg	70 mg

Procedure: Candesartan cilexetil was dispersed homogenously in microemulsion system. This dispersion was slowly added to colloidal silicon dioxide during continuous vigorous mixing to obtain a free flowing powder. Powder was filled in hard capsules.

EXAMPLE 3

Conversion of candesartan cilexetil microemulsion into solid state by incorporation in polyethylene glycol dispersion

Ingredients	Example 3
Candesartan cilexetil	16 mg
SMEDDS	84 mg
Polyethylene glycol 6000	100 mg

Procedure: Polyethylene glycol 6000 was melted in water bath at 65 °C. Candesartan cilexetil was dispersed homogenously in self microemulsifying system. This dispersion was mixed with melted polyethylene glycol 6000. The obtained mixture was rapidly solidified in ice bath. Solidified composition was pulverized and sieved. Granulate was filled in hard capsules. The crystal structure (form I) of candesartan cilexetil in the granulate was detected by powder X-ray diffraction (XRD).

EXAMPLE 4

Preparation of solid state spray dried microemulsion with different solid supports

Ingredients	Ex.4a	Ex. 4b	Ex. 4c	Ex.4d	Ex. 4e	Ex. 4f
SMEDDS	30 mg	24g	20 mg	30 mg	24 mg	20 mg
Lactose	30 mg	36g	40 mg	-	-	-
Polyvinylpyrrolidone	-	-	-	30 mg	36 mg	40 mg
Water	200 mg	200 mg	200 mg	200 mg	200 mg	200 mg

Ingredients	Ex.4g	Ex. 4h	Ex. 4i	Ex.4j	Ex. 4k	Ex. 4l
SMEDDS	30 mg	24g	20 mg	30 mg	24 mg	20 mg
Hydroxypropylcellulose	30 mg	36g	40 mg	-	-	-
Colloidal silicon dioxide	-	-	-	30 mg	36 mg	40 mg
Water	200 mg	200 mg	200 mg	200 mg	200 mg	200 mg

Procedure: Solid support was dissolved or dispersed in water. This dispersion was mixed together with self microemulsifying system. The obtained dispersion was spray dried in a spray drying system.

EXAMPLE 5

- 5 Conversion of candesartan cilexetil microemulsion into solid state by spray drying

Ingredients	Example 5a	Example 5b	Example 5c	Example 5d
Candesartan cilexetil	16 mg	16 mg	16 mg	32 mg
SMEDDS	74 mg	92 mg	123 mg	67.2 mg
Polyvinylpyrrolidone	110 mg	-	-	100.8 mg
Colloidal silicon dioxide	-	92 mg	61 mg	-
Water	736 mg	736 mg	736 mg	736 mg

- 10 Procedure: Candesartan cilexetil was dispersed homogenously in self microemulsifying system. Polyvinylpyrrolidone was dissolved in water, while colloidal silicon dioxide was dispersed in water. Both dispersion were mixed together. The obtained dispersion was spray dried in a spray drying system. Powder was filled in hard capsules or compressed in tablets. The crystal structure (form I) of candesartan cilexetil in the granulate was detected by powder X-ray diffraction (XRD).

EXAMPLE 6

- 15 Conversion of candesartan cilexetil microemulsion into solid state by stabilization of individual phases with colloidal silicon dioxide and hydrophobic colloidal silicon dioxide

Ingredients	Example 6a	Example 6b
Candesartan cilexetil	16 mg	16 mg
Miglyol 812	45 mg	14 mg
Hydrophobic colloidal silicon dioxide	12 mg	50 mg

Polysorbate 80	53 mg	42 mg
Imwitor 308	17 mg	14 mg
Water	12 mg	50 mg
Colloidal silicon dioxide	45 mg	14 mg

Procedure: Imwitor 308 (coemulsifier) was heated in water bath at 40 °C, then Polysorbate 80 (emulsifier) was added. Both ingredients were mixed thoroughly. Emulsifier mixture was allowed to cool. Candesartan cilexetil was dispersed homogenously in emulsifier mixture. Miglyol 812 (oil phase) was adsorbed on hydrophobic colloidal silicon dioxide and water was adsorbed on colloidal silicon dioxide. Emulsifier mixture, adsorbed oil phase and adsorbed water phase were mixed to obtain a free flowing powder. Powder was filled in hard capsules.

EXAMPLE 7

10 Solubility of candesartan cilexetil in solid state emulsion systems

Sample	Sample weight	Solubility (µg/ml)
Candesartan cilexetil	50 mg	< 0.1
Example 2a	400 mg (200 mg)	5.6 (2.3)
Example 2b	200 mg	2.5
Example 3	400 mg	32.4
Example 5a	400 mg	58.8
Example 5b	400 mg	1.3
Example 5c	400 mg	8.1
Example 6a	400 mg (200 mg)	8.6 (3.8)
Example 6b	200 mg	1.3

The solubility of candesartan cilexetil in water was studied at room temperature. Water dispersion (100 ml) of the sample in the laboratory beaker was mixed on the magnetic stirrer for 60 minutes. Afterwards, the part of the dispersion was taken from the beaker, filtered through the 0.45 µm filter and the concentration of candesartan cilexetil was determined by HPLC.

One can see that the solubility of candesartan cilexetil from solid state surfactant based systems is influenced by the sample weight, at 400 mg the solubility is about 2.5-fold higher compared to the 200 mg. Therefore, taking into an account the normalization of results obtained for Examples 2b and 6b to 400 mg, it can be concluded that particular high solubility of candesartan cilexetil was

obtained for Examples 3 and 5a, demonstrating that the spray-drying of candesartan cilexetil SMEDDS on polyvinylpyrrolidone, and incorporation of candesartan cilexetil SMEDDS in polyethylene glycol dispersion are particularly advantageous.

5 EXAMPLE 8

Comparative solubility of candesartan cilexetil from the formulation prepared according to Example 3 and marketed candesartan cilexetil formulation (Atacand) in *in vivo* relevant medium Ringer buffer pH 6.85.

Sample	Solubility (µg/ml)
Example 3	104.2
Atacand 32 mg	12.3

The solubility of candesartan cilexetil was studied in Ringer buffer pH 6.85 containing 0.5 mM Lecithin and 2.5 mM sodium taurocholate, which simulates the conditions in the small intestine, a primary site of candesartan cilexetil absorption. An amount of formulation prepared according to Example 3 corresponding to 32 mg of candesartan cilexetil or a marketed candesartan cilexetil tablet (Atacand) containing 32 mg of candesartan cilexetil was placed in 100 ml of above described medium and stirred on the magnetic stirrer for 60 minutes. Afterwards, the part of the dispersion was taken, filtered through the 0.45 µm filter and the concentration of candesartan cilexetil was determined by HPLC. Results clearly show markedly increased solubility of candesartan cilexetil in the novel formulation compared to the marketed formulation.

20 EXAMPLE 9

Comparative intestinal absorption of candesartan from the formulation prepared according to Example 3 and marketed candesartan cilexetil formulation (Atacand).

Formulation	Absorbed candesartan (nmol) in 60 minutes	Absorbed candesartan (nmol) in 120 minutes
Example 3	0.90	3.0
Atacand 32 mg	0.40	2.1

The intestinal absorption of candesartan was studied in validated *in vitro* system (side-by-side diffusion chambers), a well accepted model for studying intestinal drug absorption. Excised rat small intestine was used as a model for the intestinal tissue. An amount of formulation prepared according to Example 3

corresponding to 32 mg of candesartan cilexetil or a marketed candesartan cilexetil tablet (Atacand) containing 32 mg of candesartan cilexetil was dispersed in 100 ml of the physiologically relevant intestinal solution (pH=6.8). The dispersions were then placed on the mucosal (donor) side of the intestine and after 60 and 120 minutes samples were taken from the serosal (acceptor) side and the concentrations of absorbed candesartan were determined by HPLC. Results show that the absorption of candesartan from the novel candesartan cilexetil formulation is better compared to the marketed formulation.

EXAMPLE 10

Conversion of solid state spray dried candesartan cilexetil microemulsion into tablets

Ingredients	Example 10a	Example 10b	Example 10c
Example 5d	200 mg	200 mg	200 mg
Microcrystalline cellulose	76 mg	-	136 mg
Crospovidone	60 mg	-	-
Mannitol	-	49 mg	-
Sorbitol	-	49 mg	-
Absolute ethanol	26 mg	16 mg	35 mg

Ingredients	Example 10d	Example 10e	Example 10f
Example 10a	336 mg	-	-
Example 10b	-	298 mg	-
Example 10c	-	-	336 mg
Crospovidone	60 mg	-	-
Mannitol	-	49 mg	-
Sorbitol	-	49 mg	-
Hypromellose	-	-	60 mg
Magnesium stearate	2 mg	2 mg	2 mg
Colloidal silicon dioxide	2 mg	2 mg	2 mg

Procedure: Solid state spray dried candesartan cilexetil microemulsion (Example 4d) was mixed with microcrystalline cellulose, crospovidone, mannitol or sorbitol according to Examples 10a, 10b and 10c and granulated with absolute ethanol. Granulate was sieved through 0,700 mm sieve and dried.

Dried granulate was mixed with crospovidone, mannitol, sorbitol, hypromellose, magnesium stearate and colloidal silicon dioxide according to Examples 10d, 10e and 10f. Mixtures were compressed in tablets.

EXAMPLE 11

5 Conversion of celecoxib microemulsion into solid state by adsorption on colloidal silicon dioxide

Ingredients	Example 11a	Example 11b
Celecoxib	100 mg	100 mg
Microemulsion ME 1	100 mg	
Microemulsion ME 2		100 mg
Colloidal silicon dioxide	60 mg	60 mg

Procedure: Celecoxib was dispersed homogenously in microemulsion system. This dispersion was slowly added to colloidal silicon dioxide during continuous vigorous mixing to obtain a free flowing powder. Powder was filled in
10 hard capsules.

EXAMPLE 12

Conversion of celecoxib microemulsion into solid state by stabilization of individual phases with colloidal silicon dioxide and hydrophobic colloidal silicon dioxide

Ingredients	Example 12a	Example 12b
Celecoxib	100 mg	100 mg
Miglyol 812	40 mg	12 mg
Hydrophobic colloidal silicon dioxide	10 mg	43 mg
Polysorbate 80	45 mg	38 mg
Imwitor 308	15 mg	12 mg
Voda	10 mg	43 mg
Colloidal silicon dioxide	40 mg	12 mg

15 Procedure: Imwitor 308 (coemulsifier) was heated in water bath at 40 °C, then Polysorbate 80 (emulsifier) was added. Both ingredients were mixed thoroughly. Emulsifier mixture was allowed to cool. Celecoxib was dispersed homogenously in emulsifier mixture. Miglyol 812 (oil phase) was adsorbed on hydrophobic colloidal silicon dioxide and water was adsorbed on colloidal silicon
20 dioxide. Emulsifier mixture, adsorbed oil phase an adsorbed water phase were mixed to obtain a free flowing powder. Powder was filled in hard capsules.

EXAMPLE 13

Conversion of celecoxib microemulsion into solid state by spray drying

Ingredients	Example 13
Celecoxib	100 mg
SMEDDS	64 mg
Polyvinylpyrrolidone	96 mg
Water	640 mg

Procedure: Celecoxib was dispersed homogenously in self microemulsifying system. Polyvinylpyrrolidone was dissolved in water. Both dispersion were mixed together. The obtained dispersion was spray dried in a spray drying system. Powder was filled in hard capsules.

EXAMPLE 14

Solubility of celecoxib in solid state emulsion systems

Sample	Sample weight	Solubility (µg/ml)
Celecoxib	100 mg, ultrasound	0.3
Example 11a	100 mg	2.8
Example 11b	100 mg	0.9
Example 12a	100 mg	4.9
Example 12b	100 mg	3.8
Example 13	100 mg	4.9

The solubility of celecoxib in water was determined with the same procedure as described in Example 7.

EXAMPLE 15

Conversion of microemulsion into solid state by spray drying

Ingredients	Example 15a	Example 15b	Example 15c
Sirolimus	2,0 mg	-	-
Lercanidipine HCl	-	20,0 mg	-
Eprosartan mesylate	-	-	300,0 mg
SMEDDS	29,2 mg	32,0 mg	120,0 mg
Polyvinylpyrrolidone	43,8 mg	48,0 mg	180,0 mg
Water	276,0 mg	368,0 mg	2208,0 mg

Procedure: Active ingredient (which was sirolimus, lercanidipine HCl and eprosartan mesylate in examples 15a, b and c respectively) was dispersed

homogenously in self microemulsifying system, while polyvinylpyrrolidone was dissolved in water. Both dispersion were mixed together. The obtained dispersion was spray dried in a spray drying system. Powder was filled in hard capsules or compressed in tablets.

5

EXAMPLE 16

Conversion of solid state spray dried microemulsion into tablets

Ingredients	Example 16a	Example 16b	Example 16c
Example 15a	75,00 mg	-	-
Example 15b	-	100,00 mg	-
Example 15c	-	-	600,00 mg
Microcrystalline cellulose	28,50 mg	68,00 mg	228,00 mg
Crospovidone	22,50 mg	-	180,00 mg
Absolute ethanol	9,75 mg	17,50 mg	78,00 mg

Ingredients	Example 16d	Example 16e	Example 16f
Example 16a	126,00 mg	-	-
Example 16b	-	168,00 mg	-
Example 16c	-	-	1008,00 mg
Crospovidone	22,50 mg	-	180,00 mg
Hypromellose	-	30,00 mg	-
Magnesium stearate	0,75 mg	1,00 mg	6,00 mg
Colloidal silicon dioxide	0,75 mg	1,00 mg	6,00 mg

Procedure: Solid state spray dried microemulsions (Example 15a, 15b, 15c) was mixed with microcrystalline cellulose and crospovidone according to Examples 16a, 16b and 16c and granulated with absolute ethanol. Granulate was sieved through 0,700 mm sieve and dried. Crospovidone is an insoluble rapidly swellable crosslinked polymer of N-vinyl-2-pyrrolidone that acts as a disintegrant.

Dried granulate was mixed with crospovidone, hypromellose, magnesium stearate and colloidal silicon dioxide according to Examples 16d, 16e and 16f. Mixtures were compressed in immediate release sirolimus and eprosartan mesylate tablets or lercanidipine controlled release tablets. Hypromellose is a semisynthetic inert, viscoelastic polymer, otherwise known as hydroxypropyl methyl cellulose.

10

15

CLAIMS

1. A self-microemulsifying drug delivery system comprising
 - (i) a polyoxyethylene sorbitan fatty acid ester emulsifier;
 - (ii) a co-emulsifier selected from glyceryl mono- or di- fatty acid esters
5 of C₆-C₁₈ fatty acids; and
 - (iii) an oil, selected from C₆-C₁₂ fatty acid triglycerides;wherein the polyoxyethylene sorbitan fatty acid ester emulsifier (i) and co-emulsifier (ii) are present in a ratio by weight of between 1:1 and 4:1 and
the emulsifier and co-emulsifier, (i) + (ii) and oil (iii) are present in a ratio by
10 weight of between 4:1 and 10 000:1.
2. A self-microemulsifying drug delivery system according to claim 1, wherein the emulsifier (i) is a polysorbate, preferably polysorbate 80.
- 15 3. A self-microemulsifying drug delivery system according to claim 1 or 2, wherein the polyoxyethylene sorbitan fatty acid ester emulsifier (i) and co-emulsifier (ii) are present in a ratio by weight of, for example about 1:1, 2:1 or 4:1, preferably between 2.5:1 and 3.5:1, for example about 3:1.
- 20 4. A self-microemulsifying drug delivery system according to any of the preceding claims, wherein the ratio by weight of emulsifier and co-emulsifier, (i) + (ii), to oil (iii), is in the range of about 4:1 to 1000:1, more preferably 4:1 to 100:1, most preferably 5:1 to 40:1.
- 25 5. A self-microemulsifying drug delivery system according to any of the preceding claims, wherein the co-emulsifier is selected from glyceryl mono- or di-fatty acid esters of C₆-C₁₂ fatty acids, and is most preferably glyceryl caprylate.
6. A self-microemulsifying drug delivery system according to any of the
30 preceding claims, wherein the oil is a caprylic or a capric triglyceride oil.
7. A self-microemulsifying drug delivery system according to any of the preceding claims wherein, of the total amount of glycerides in the self-

microemulsifying system, at least 90%, more preferably 95% or 99% and most preferably all, are either co-emulsifiers according to (ii) or oils according to (iii).

8. A self-microemulsifying drug delivery system according to claim 1 wherein
5 the system consists of (i) the polyoxyethylene sorbitan fatty acid ester emulsifier,
(ii) the co-emulsifier selected from glyceryl mono- or di- fatty acid esters of C₆-C₁₈
fatty acids, and (iii), the oil, selected from C₆-C₁₂ fatty acid triglycerides.

9. A self-microemulsifying drug delivery system according to any of the
10 preceding claims wherein the ratio of coemulsifier (ii) to oil (iii) is at least 1.5:1,
preferably 2:1, more preferably at least 3:1.

10. A microemulsion which is obtainable by providing a self-microemulsifying
15 drug delivery system according to any of the preceding claims and adding water

11. A microemulsion comprising
(i) a polyoxyethylene sorbitan fatty acid ester emulsifier;
(ii) a co-emulsifier selected from glyceryl mono- or di- fatty acid esters
of C₆-C₁₈ fatty acids;
20 (iii) an oil, selected from C₆-C₁₂ fatty acid triglycerides;
wherein the polyoxyethylene sorbitan fatty acid ester emulsifier (i) and co-
emulsifier (ii) are present in a ratio by weight of between 1:1 and 4:1 and
wherein the emulsifier and co-emulsifier, (i) + (ii) and oil (iii) are present in a
ratio by weight of between 4:1 and 10 000:1; and
25 (iv) water.

12. A microemulsion according to claim 11, wherein the ratio (i) : (ii) is selected
from 1:1, 2:1, 3:1, and 4:1.

30 13. A microemulsion according to claim 11 or 12, wherein the ratio (i) : (ii) is
selected from 1:1, 2:1, 3:1, and 4:1 and the amount of water added is such that a
stable microemulsion is formed.

14. A microemulsion according to claim 11, 12 or 13 wherein (iv) the water is part of, or all of, an aqueous phase which comprises at least 50 % water, preferably at least 70 %, 80%, 90%, or 99%, and most preferably is all water.
- 5 15. A microemulsion according to claim 14 wherein the aqueous phase does not contain ethanol or polyethylene glycol.
16. A microemulsion according to claim 14 or 15 wherein the microemulsion consists of (i) the polyoxyethylene sorbitan fatty acid ester emulsifier, (ii) the co-
10 emulsifier selected from glyceryl mono- or di- fatty acid esters of C₆-C₁₈ fatty acids, (iii), the oil, selected from C₆-C₁₂ fatty acid triglycerides and (iv) the aqueous phase.
17. A solid pharmaceutical composition comprising a pharmaceutically active ingredient and either
- 15 a) a self-microemulsifying drug delivery system comprising
- (i) a polyoxyethylene sorbitan fatty acid ester emulsifier;
 - (ii) a co-emulsifier selected from glyceryl mono- or di- fatty acid esters of C₆-C₁₈ fatty acids; and
 - (iii) an oil, selected from C₆-C₁₂ fatty acid triglycerides;
- 20 wherein the polyoxyethylene sorbitan fatty acid ester emulsifier (i) and co-emulsifier (ii) are present in a ratio by weight of between 1:1 and 8:1 and the emulsifier and co-emulsifier, (i) + (ii) and oil (iii) are present in a ratio by weight of between 1:10 and 10 0000:1., or
- b) a microemulsion comprising
- 25 (i) a polyoxyethylene sorbitan fatty acid ester emulsifier;
- (ii) a co-emulsifier selected from glyceryl mono- or di- fatty acid esters of C₆-C₁₈ fatty acids;
 - (iii) an oil, selected from C₆-C₁₂ fatty acid triglycerides;
- 30 wherein the polyoxyethylene sorbitan fatty acid ester emulsifier (i) and co-emulsifier (ii) are present in a ratio by weight of between 1:1 and 8:1 and wherein the emulsifier and co-emulsifier, (i) + (ii) and oil (iii) are present in a ratio by weight of between 1:10 and 10 000:1; and
- (iv) water.

18. A solid pharmaceutical composition according to claim 17, wherein the pharmaceutically active ingredient is dissolved or dispersed in the self-microemulsifying drug delivery system or the microemulsion.
- 5 19. A solid pharmaceutical composition according to claim 17 or 18, additionally comprising any of the features of claims 2 to 6.
20. A solid pharmaceutical composition according to any of claim 17 to 19, wherein the pharmaceutically active ingredient is present in the range 5-70%,
10 preferably 10-20% by weight with respect to the self-microemulsifying drug delivery system.
21. A solid pharmaceutical composition according to any of claims 17 to 20, wherein the pharmaceutically active ingredient has a solubility of less than 0.1 g of
15 pharmaceutically active ingredient in 1 ml of water at 20 C.
22. A solid pharmaceutical composition according to claim 21, wherein the pharmaceutically active ingredient is candesartan cilexetil or celecoxib.
- 20 23. Use of a self-microemulsifying drug delivery system comprising
- (i) a polyoxyethylene sorbitan fatty acid ester emulsifier;
 - (ii) a co-emulsifier selected from glyceryl mono- or di- fatty acid esters of C₆-C₁₈ fatty acids; and
 - (iii) an oil, selected from C₆-C₁₂ fatty acid triglycerides;
- 25 wherein the polyoxyethylene sorbitan fatty acid ester emulsifier (i) and co-emulsifier (ii) are present in a ratio by weight of between 1:1 and 4:1 and,
- the emulsifier and co-emulsifier, (i) + (ii) and oil (iii) are present in a ratio by weight of between 4:1 and 10 000:1, to enhance the solubility by a factor of three of a poorly soluble pharmaceutically active ingredient which has a solubility of less
30 than 0.1 g of pure pharmaceutically active ingredient in 1 ml of water at 37°C.
24. Use according to claim 23, wherein the self-microemulsifying drug delivery system additionally comprises any of the features of claims 2 to 9.

25. Use according to claim 23, wherein the pharmaceutically active ingredient is candesartan cilexetil, celecoxib, eprosartan mesylate, sirolimus or lercanidipine HCl.

- 5 26. Method of preparing a solid oral pharmaceutical composition comprising the steps of:
- a) forming a self-microemulsifying drug delivery system comprising
- (i) a polyoxyethylene sorbitan fatty acid ester emulsifier;
 - (ii) a co-emulsifier selected from glyceryl mono- or di- fatty acid esters
- 10 of C₆-C₁₈ fatty acids; and
- (iii) an oil, selected from C₆-C₁₂ fatty acid triglycerides; wherein the polyoxyethylene sorbitan fatty acid ester emulsifier (i) and co-emulsifier (ii) are present in a ratio by weight of between 1:1 and 8:1 and the emulsifier and co-emulsifier, (i) + (ii) and oil (iii) are present in a ratio by weight of between 1 : 10 and
- 15 10 000 :1.; or
- forming a microemulsions comprising
- (i) a polyoxyethylene sorbitan fatty acid ester emulsifier;
 - (ii) a co-emulsifier selected from glyceryl mono- or di- fatty acid esters
- of C₆-C₁₈ fatty acids; and
- (iii) an oil, selected from C₆-C₁₂ fatty acid triglycerides;
- 20 wherein the polyoxyethylene sorbitan fatty acid ester emulsifier (i) and co-emulsifier (ii) are present in a ratio by weight of between 1:1 and 8:1, and
- adding a pharmaceutically active ingredient to the self-microemulsifying drug delivery system formed in step a) or the microemulsion formed in step b) to
- 25 form a pharmaceutical composition; and
- d) solidifying the pharmaceutical composition formed in step to form a solid oral pharmaceutical composition.

27. Method according to claim 26 wherein the self-microemulsifying drug delivery system additionally comprises any of the features of claims 2 to 9.

28. Method according to claim 26 or 27, wherein the solidifying in step d) is performed by adsorbing the pharmaceutical composition onto a solid support.

29. Method according to claim 28, wherein the solid support is silica.
30. Method according to claim 26, wherein the solidifying in step d) is performed by dispersing the pharmaceutical composition in polyethylene glycol.
- 5 31. Method according to claim 26, wherein the solidifying in step d) is performed by mixing the pharmaceutical composition with an aqueous solution of a solid support and spray drying or lyophilizing.
- 10 32. Method according to claim 31, wherein the solid support is polyvinylpyrrolidone or lactose.
- 15 33. Use of a self-microemulsifying drug delivery system according to any of claims 1-9 or a microemulsion according to claims 11 to 16, to administer a pharmaceutically active ingredient to a patient.
34. Use according to claim 33, where the pharmaceutically active ingredient is candesartan cilexetil, celecoxib, sirolimus, lercanidipine HCl or eprosartan mesylate.

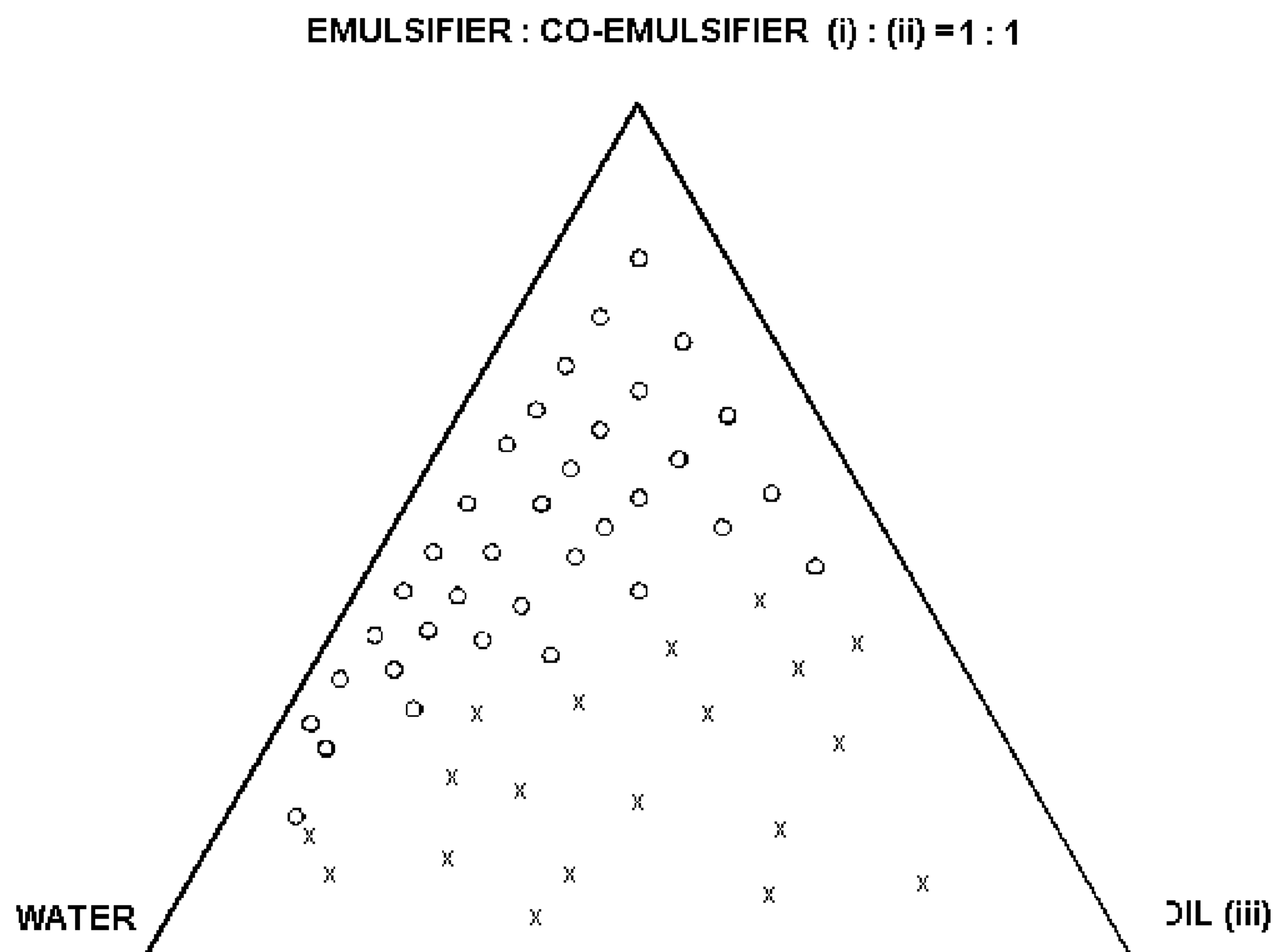


Figure 1

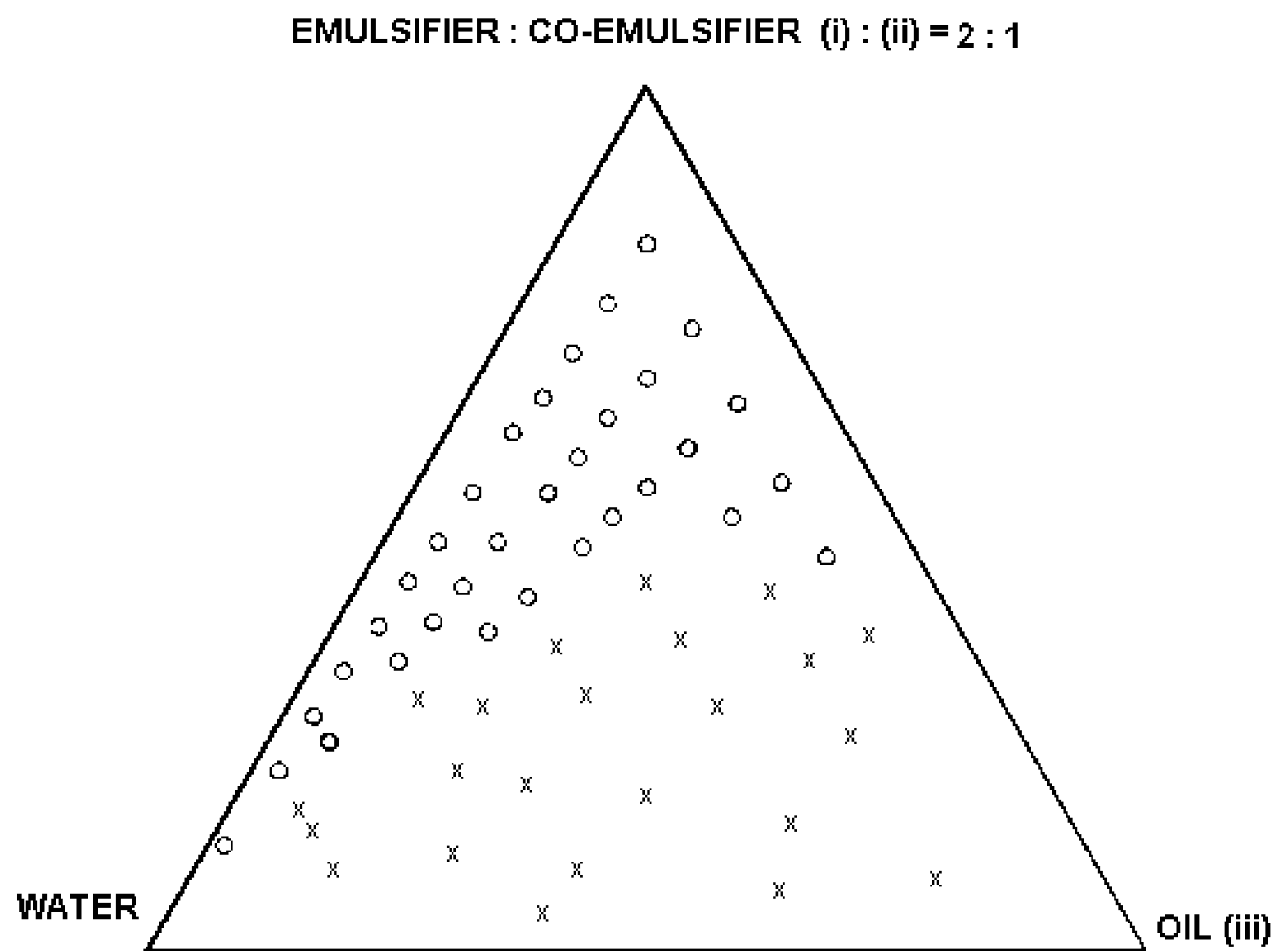


Figure 2

3/4

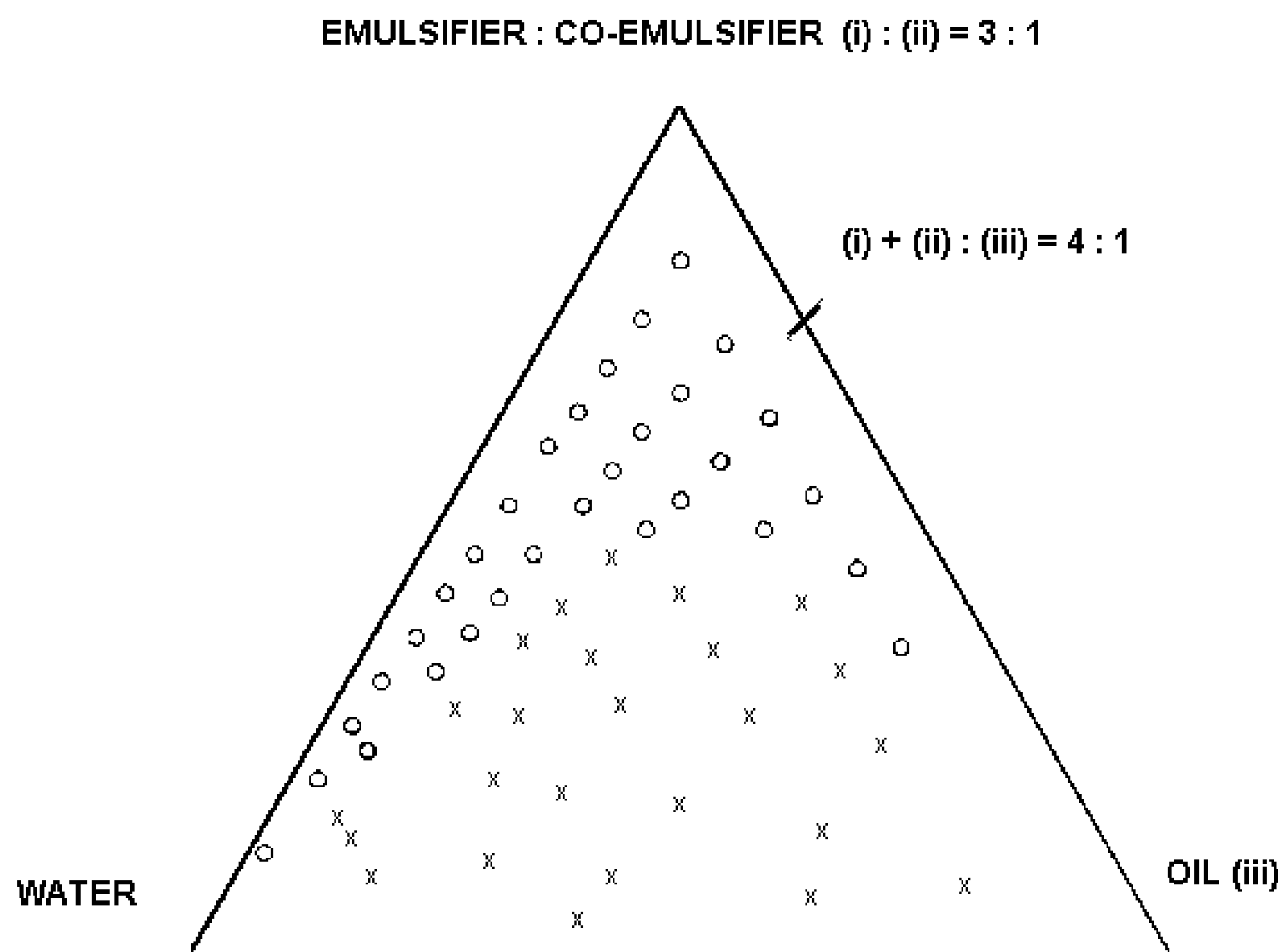


Figure 3

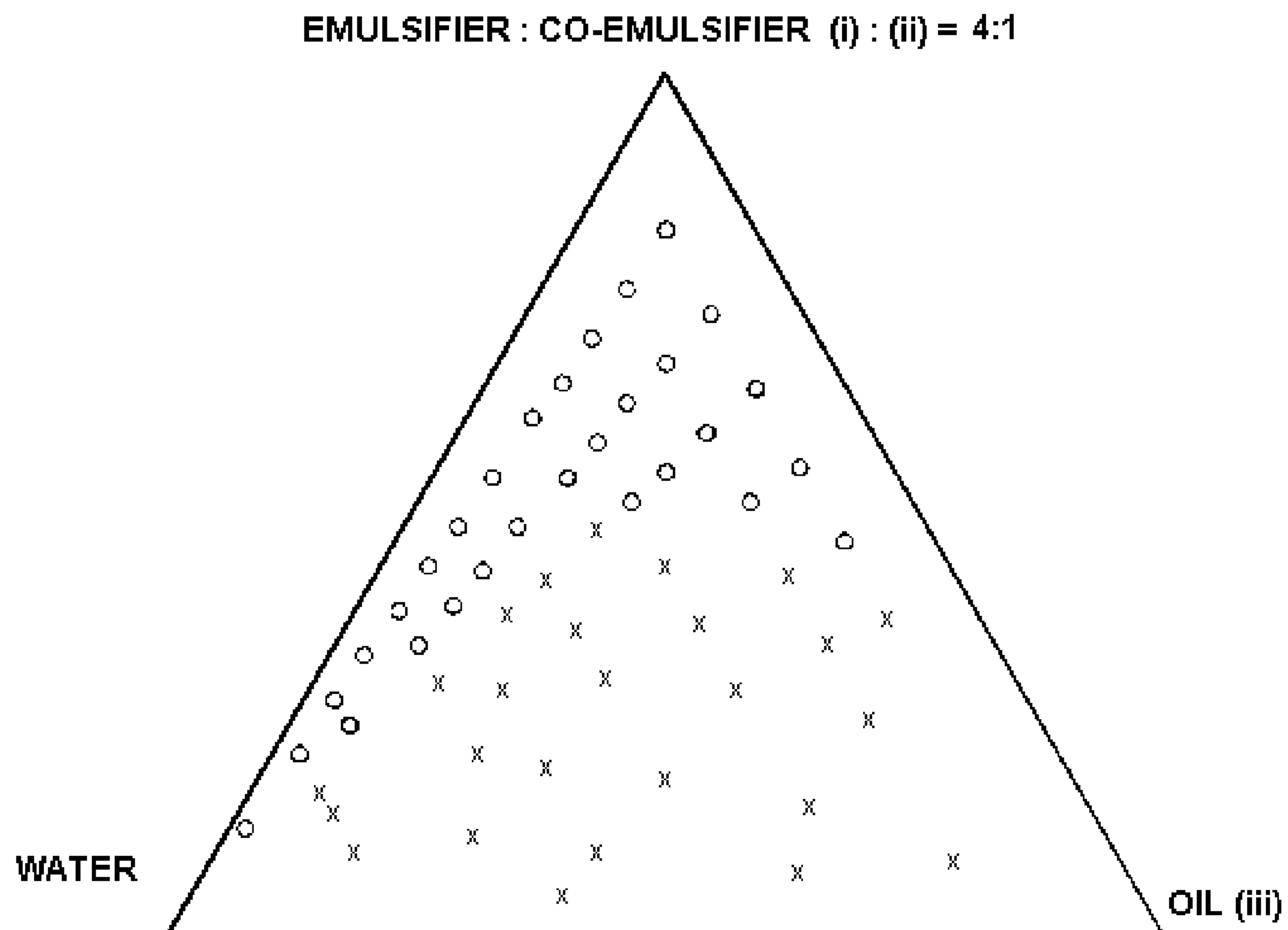


Figure 4