



US00D930221S

(12) **United States Design Patent**
Cui

(10) **Patent No.:** **US D930,221 S**

(45) **Date of Patent:** **** Sep. 7, 2021**

- (54) **SQUARE CRYSTAL FLOOR LAMP**
- (71) Applicant: **Chang Lin Cui**, Mudanjiang (CN)
- (72) Inventor: **Chang Lin Cui**, Mudanjiang (CN)
- (**) Term: **15 Years**
- (21) Appl. No.: **29/767,393**
- (22) Filed: **Jan. 22, 2021**
- (51) **LOC (13) Cl.** **26-05**
- (52) **U.S. Cl.**
USPC **D26/93**
- (58) **Field of Classification Search**
USPC D26/24, 34, 73, 93, 98, 106, 107, 108,
D26/109, 110
CPC F21S 6/00; F21S 6/002; F21S 6/003; F21S
6/004; F21S 6/005; F21S 6/006; F21S
12/00; F21S 12/12; F21V 21/02; F21V
21/04; F21V 21/06; F21V 1/00; F21V
1/02; F21V 3/00; F21V 3/02; F21W
2131/30; F21W 2131/3005
See application file for complete search history.

D614,799 S *	4/2010	Sabernig	D26/110
8,454,206 B2 *	6/2013	Chang	F21V 5/008 362/339
8,931,192 B2 *	1/2015	Acworth	F21V 1/00 40/554
D788,972 S	6/2017	Araiza	
D859,578 S *	9/2019	Denmark	D22/136
D872,347 S *	1/2020	Probyn	D26/106
D875,995 S	2/2020	Wang	
D878,664 S *	3/2020	De Majo	D26/93
D879,360 S *	3/2020	Zeng	D26/110
D888,321 S *	6/2020	Smrstick	D26/93

* cited by examiner

Primary Examiner — Wan Laymon
Assistant Examiner — Clint A Samuel

(57) **CLAIM**

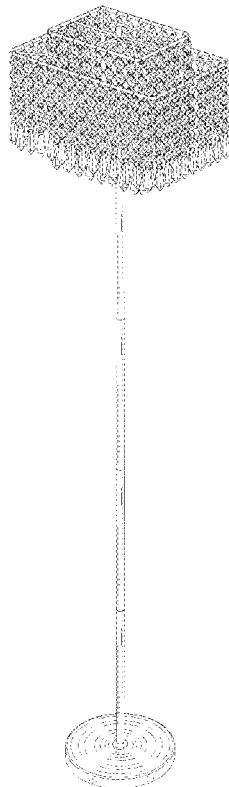
The ornamental design for a square crystal floor lamp, as shown and described.

DESCRIPTION

FIG. 1 is a perspective view of a square crystal floor lamp showing my new design;
FIG. 2 is a front elevational view thereof;
FIG. 3 is a rear elevational view thereof;
FIG. 4 is a left side elevational view thereof;
FIG. 5 is a right side elevational view thereof;
FIG. 6 is a top plan view thereof; and,
FIG. 7 is a bottom plan view thereof.

1 Claim, 7 Drawing Sheets

- (56) **References Cited**
U.S. PATENT DOCUMENTS
D424,734 S * 5/2000 Gager D20/41
D589,206 S * 3/2009 Sabernig D26/110
D590,091 S * 4/2009 Starck D26/93
D590,093 S * 4/2009 Starck D26/93
D614,798 S * 4/2010 Sabernig D26/110






FIG. 1

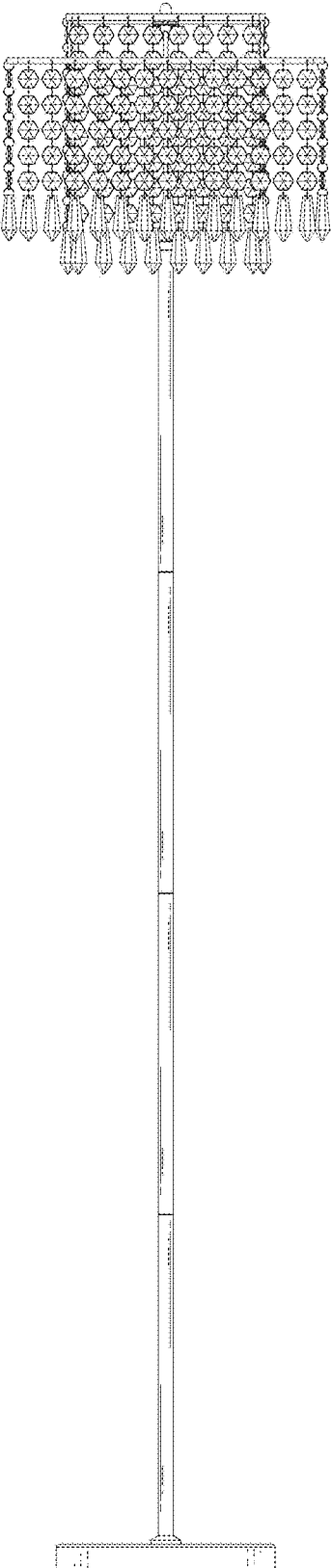


FIG. 2

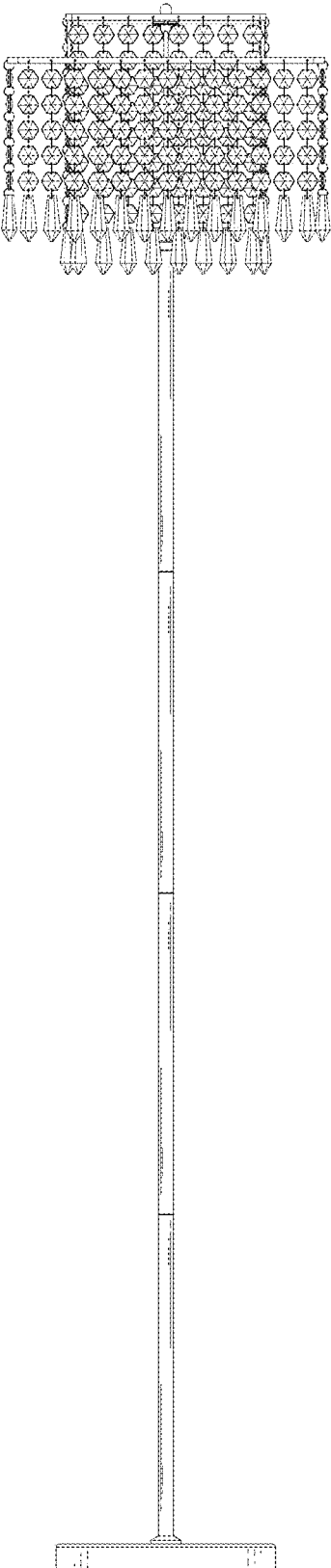


FIG. 3

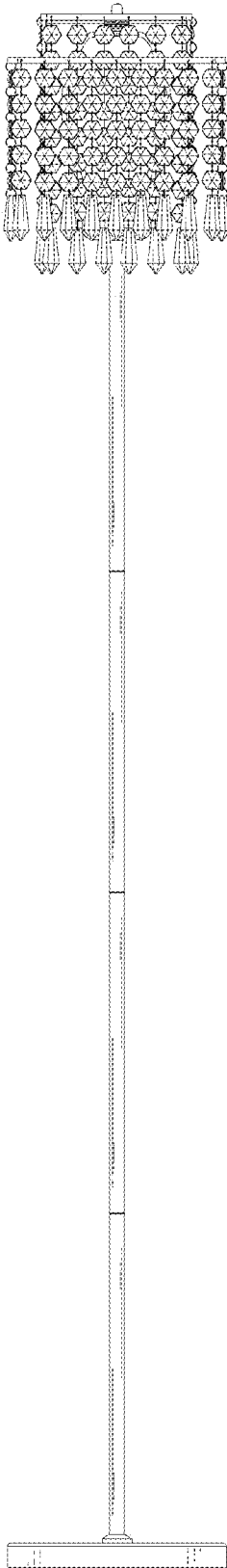


FIG. 4

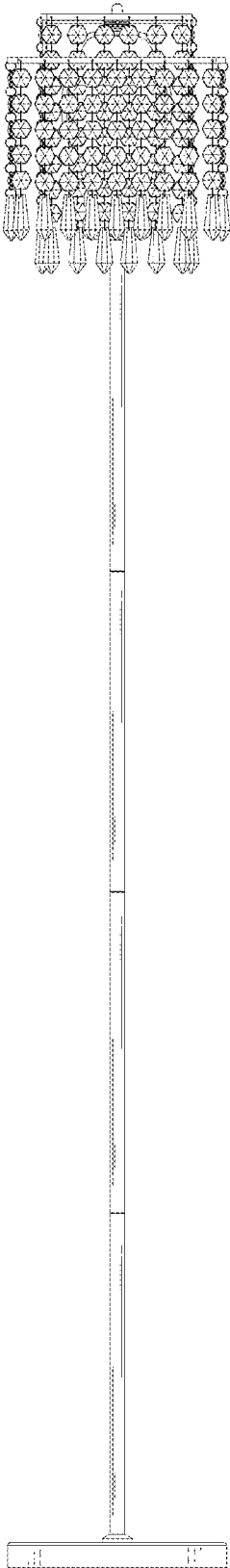


FIG. 5

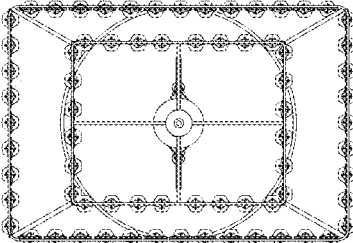


FIG. 6



FIG. 7