



HU000035887T2

(19) **HU**(11) Lajstromszám: **E 035 887**(13) **T2****MAGYARORSZÁG**
Szellemi Tulajdon Nemzeti Hivatala**EURÓPAI SZABADALOM**
SZÖVEGÉNEK FORDÍTÁSA

(21) Magyar ügyszám: **E 13 811327**
(22) A bejelentés napja: **2013. 12. 05.**

(51) Int. Cl.: **C12N 15/113** (2006.01)
A61K 31/713 (2006.01)

(96) Az európai bejelentés bejelentési száma:
EP 20130811327

(86) A nemzetközi (PCT) bejelentési szám:
PCT/US 13/073349

(97) Az európai bejelentés közzétételi adatai:
EP 2929031 A1 **2014. 06. 12.**

(87) A nemzetközi közzétételi szám:
WO 14089313

(97) Az európai szabadalom megadásának meghirdetési adatai:
EP 2929031 B1 **2017. 10. 25.**

(30) Elsőbbségi adatok:
201261733518 P **2012. 12. 05.** **US**
201361793530 P **2013. 03. 15.** **US**
201361886916 P **2013. 10. 04.** **US**
201361892188 P **2013. 10. 17.** **US**

(72) Feltaláló(k):
BORODOVSKY, Anna, Cambridge, MA 02142 (US)
KALLANTHOTTATHIL, Rajeev G., Cambridge, MA 02142 (US)
FITZGERALD, Kevin, Cambridge, MA 02142 (US)
FRANK-KAMENETSKY, Maria, Cambridge, MA 02142 (US)
QUERBES, William, Cambridge, MA 02142 (US)
MAIER, Martin, Cambridge, MA 02142 (US)
CHARISSE, Klaus, Cambridge, MA 02142 (US)
KUCHIMANCHI, Satyanarayana, Cambridge, MA 02142 (US)
MANOHARAN, Muthiah, Cambridge, MA 02142 (US)
MILSTEIN, Stuart, Cambridge, MA 02142 (US)

(73) Jogosult(ak):
Anylam Pharmaceuticals, Inc., Cambridge, MA 02142 (US)

(74) Képviselő:
Danubia Szabadalmi és Jogi Iroda Kft., Budapest

(54) **PCSK9 iRNS készítmények és eljárások azok alkalmazására**

Az európai szabadalom ellen, megadásának az Európai Szabadalmi Közlönyben való meghirdetésétől számított kilenc hónapon belül, felszólalást lehet benyújtani az Európai Szabadalmi Hivatalnál. (Európai Szabadalmi Egyezmény 99. cikk(1))

A fordítást a szabadalmas az 1995. évi XXXIII. törvény 84/H. §-a szerint nyújtotta be. A fordítás tartalmi helyességét a Szellemi Tulajdon Nemzeti Hivatala nem vizsgálta.

(19)



(11)

EP 2 929 031 B1

(12)

EUROPEAN PATENT SPECIFICATION

(45) Date of publication and mention of the grant of the patent:
25.10.2017 Bulletin 2017/43

(51) Int Cl.:
C12N 15/113^(2010.01) A61K 31/713^(2006.01)

(21) Application number: **13811327.9**

(86) International application number:
PCT/US2013/073349

(22) Date of filing: **05.12.2013**

(87) International publication number:
WO 2014/089313 (12.06.2014 Gazette 2014/24)

(54) **PCSK9 IRNA COMPOSITIONS AND METHODS OF USE THEREOF**

PCSK9-IRNA-ZUSAMMENSETZUNGEN UND VERFAHREN ZUR VERWENDUNG DAVON
 COMPOSITIONS D'ARNI DE PCSK9 ET MÉTHODES D'UTILISATION ASSOCIÉES

(84) Designated Contracting States:
AL AT BE BG CH CY CZ DE DK EE ES FI FR GB GR HR HU IE IS IT LI LT LU LV MC MK MT NL NO PL PT RO RS SE SI SK SM TR

- **FRANK-KAMENETSKY, Maria**
Cambridge, MA 02142 (US)
- **QUERBES, William**
Cambridge, MA 02142 (US)
- **MAIER, Martin**
Cambridge, MA 02142 (US)
- **CHARISSE, Klaus**
Cambridge, MA 02142 (US)
- **KUCHIMANCHI, Satyanarayana**
Cambridge, MA 02142 (US)
- **MANOHARAN, Muthiah**
Cambridge, MA 02142 (US)
- **MILSTEIN, Stuart**
Cambridge, MA 02142 (US)

(30) Priority: **05.12.2012 US 201261733518 P**
15.03.2013 US 201361793530 P
04.10.2013 US 201361886916 P
17.10.2013 US 201361892188 P

(43) Date of publication of application:
14.10.2015 Bulletin 2015/42

(73) Proprietor: **Alnylam Pharmaceuticals, Inc.**
Cambridge, MA 02142 (US)

(74) Representative: **Vossius & Partner**
Patentanwälte Rechtsanwälte mbB
Siebertstrasse 3
81675 München (DE)

- (72) Inventors:
- **BORODOVSKY, Anna**
Cambridge, MA 02142 (US)
 - **KALLANTHOTTATHIL, Rajeev G.**
Cambridge, MA 02142 (US)
 - **FITZGERALD, Kevin**
Cambridge, MA 02142 (US)

(56) References cited:
WO-A2-2010/148013 WO-A2-2012/058693

Note: Within nine months of the publication of the mention of the grant of the European patent in the European Patent Bulletin, any person may give notice to the European Patent Office of opposition to that patent, in accordance with the Implementing Regulations. Notice of opposition shall not be deemed to have been filed until the opposition fee has been paid. (Art. 99(1) European Patent Convention).

EP 2 929 031 B1

Description

[0001] Proprotein convertase subtilisin kexin 9 (PCSK9) is a member of the subtilisin serine protease family. The other eight mammalian subtilisin proteases, PCSK1-PCSK8 (also called PC1/3, PC2, furin, PC4, PC5/6, PACE4, PC7, and S1P/SKI-1) are proprotein convertases that process a wide variety of proteins in the secretory pathway and play roles in diverse biological processes (Bergeron, F. (2000) *J. Mol. Endocrinol.* 24, 1-22, Gensberg, K., (1998) *Semin. Cell Dev. Biol.* 9, 11-17, Seidah, N. G. (1999) *Brain Res.* 848, 45-62, Taylor, N. A., (2003) *FASEB J.* 17, 1215-1227, and Zhou, A., (1999) *J. Biol. Chem.* 274, 20745-20748).

[0002] PCSK9 has been proposed to play a role in cholesterol metabolism. PCSK9 mRNA expression is down-regulated by dietary cholesterol feeding in mice (Maxwell, K. N., (2003) *J. Lipid Res.* 44, 2109-2119), up-regulated by statins in HepG2 cells (Dubuc, G., (2004) *Arterioscler. Thromb. Vasc. Biol.* 24, 1454-1459), and up-regulated in sterol regulatory element binding protein (SREBP) transgenic mice (Horton, J. D., (2003) *Proc. Natl. Acad. Sci. USA* 100, 12027-12032), similar to the cholesterol biosynthetic enzymes and the low-density lipoprotein receptor (LDLR). Furthermore, PCSK9 missense mutations have been found to be associated with a form of autosomal dominant hypercholesterolemia (Hchola3) (Abifadel, M., et al. (2003) *Nat. Genet.* 34, 154-156, Timms, K. M., (2004) *Hum. Genet.* 114, 349-353, Leren, T. P. (2004) *Clin. Genet.* 65, 419-422). PCSK9 may also play a role in determining LDL cholesterol levels in the general population, because single-nucleotide polymorphisms (SNPs) have been associated with cholesterol levels in a Japanese population (Shioji, K., (2004) *J. Hum. Genet.* 49, 109-114).

[0003] Autosomal dominant hypercholesterolemias (ADHs) are monogenic diseases in which patients exhibit elevated total and LDL cholesterol levels, tendon xanthomas, and premature atherosclerosis (Rader, D. J., (2003) *J. Clin. Invest.* 111, 1795-1803). The pathogenesis of ADHs and a recessive form, autosomal recessive hypercholesterolemia (ARH) (Cohen, J. C., (2003) *Curr. Opin. Lipidol.* 14, 121-127), is due to defects in LDL uptake by the liver. ADH may be caused by LDLR mutations, which prevent LDL uptake, or by mutations in the protein on LDL, apolipoprotein B, which binds to the LDLR. ARH is caused by mutations in the ARH protein that are necessary for endocytosis of the LDLR-LDL complex via its interaction with clathrin. Therefore, if PCSK9 mutations are causative in Hchola3 families, it seems likely that PCSK9 plays a role in receptor-mediated LDL uptake.

[0004] Overexpression studies point to a role for PCSK9 in controlling LDLR levels and, hence, LDL uptake by the liver (Maxwell, K. N. (2004) *Proc. Natl. Acad. Sci. USA* 101, 7100-7105, Benjannet, S., et al. (2004) *J. Biol. Chem.* 279, 48865-48875, Park, S. W., (2004) *J. Biol. Chem.* 279, 50630-50638). Adenoviral-mediated overexpression of mouse or human PCSK9 for 3 or 4 days in mice results in elevated total and LDL cholesterol levels; this effect is not seen in LDLR knockout animals (Maxwell, K. N. (2004) *Proc. Natl. Acad. Sci. USA* 101, 7100-7105, Benjannet, S., et al. (2004) *J. Biol. Chem.* 279, 48865-48875, Park, S. W., (2004) *J. Biol. Chem.* 279, 50630-50638). In addition, PCSK9 overexpression results in a severe reduction in hepatic LDLR protein, without affecting LDLR mRNA levels, SREBP protein levels, or SREBP protein nuclear to cytoplasmic ratio.

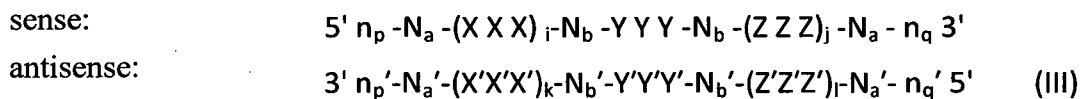
[0005] While hypercholesterolemia itself is asymptomatic, longstanding elevation of serum cholesterol can lead to atherosclerosis. Over a period of decades, chronically elevated serum cholesterol contributes to formation of atheromatous plaques in the arteries which can lead to progressive stenosis or even complete occlusion of the involved arteries. In addition, smaller plaques may rupture and cause a clot to form and obstruct blood flow resulting in, for example, myocardial infarction and/or stroke. If the formation of the stenosis or occlusion is gradual, blood supply to the tissues and organs slowly diminishes until organ function becomes impaired.

[0006] Accordingly, there is a need in the art for effective treatments for PCSK9-associated diseases, such as a hyperlipidemia, e.g., hypercholesterolemia.

[0007] As described in more detail below, disclosed herein are compositions comprising RNAi agents, e.g., double-stranded iRNA agents, targeting PCSK9. Also disclosed are methods using the compositions of the invention for inhibiting PCSK9 expression and for treating pathologies related to PCSK9 expression, e.g., hypercholesterolemia.

[0008] Accordingly, in one aspect, the present invention provides a double stranded RNAi agent capable of inhibiting the expression of Proprotein convertase subtilisin kexin 9 (PCSK9) in a cell, wherein said double stranded RNAi agent comprises:

(a) a sense strand complementary to an antisense strand, wherein said antisense strand comprises a region complementary to part of an mRNA encoding PCSK9, wherein each strand is about 17 to about 30 nucleotides in length, wherein said antisense strand comprises at least 17 nucleotides from the nucleobase sequence ACAAAGCAAACAGGUCUAG (SEQ ID NO: 412) and the double stranded RNAi agent is represented by formula (III):



wherein:

i, j, k, and l are each independently 0 or 1;

p, p', q, and q' are each independently 0-6;

each N_a and N_a' independently represents an oligonucleotide sequence comprising 0-25 nucleotides which are either modified or unmodified or combinations thereof, each sequence comprising at least two differently modified nucleotides;

each N_b and N_b' independently represents an oligonucleotide sequence comprising 0-10 nucleotides which are either modified or unmodified or combinations thereof;

each n_p, n_p', n_q, and n_q', each of which may or may not be present, independently represents an overhang nucleotide;

XXX, YYY, ZZZ, X'X'X', Y'Y'Y', and Z'Z'Z' each independently represent one motif of three identical modifications on three consecutive nucleotides;

modifications on N_b differ from the modification on Y and modifications on N_b' differ from the modification on Y';

wherein the modifications on the nucleotides are 2'-O-methyl or 2'-fluoro modifications; and

wherein the ligand is one or more GalNAc derivatives attached through a bivalent or trivalent branched linker; or

(b) an antisense strand consisting of the nucleotide sequence asCfsaAfAfAfgCfaAfaAfcAfgGfuCfuagsasa and a sense strand consisting of the nucleotide sequence csusagacCfuGfudTuugcuuuugu,

wherein a, g, c, and u are 2'-O-methyl (2'-OMe) modified A, G, C, and U nucleotides, respectively; Af, Gf, Cf and Uf are 2'-fluoro A, G, C and U modified nucleotides, respectively; dT is a deoxy-thymine nucleotide and s is a phosphorothioate linkage;

and wherein the sense strand is conjugated to at least one ligand.

[0009] In one implementation, i is 0; j is 0; i is 1; j is 1; both i and j are 0; or both i and j are 1. In another implementation, k is 0; l is 0; k is 1; l is 1; both k and l are 0; or both k and l are 1.

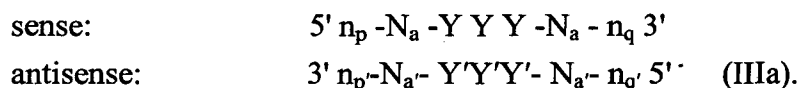
[0010] In one implementation, XXX is complementary to X'X'X', YYY is complementary to Y'Y'Y', and ZZZ is complementary to Z'Z'Z'.

[0011] In one implementation, YYY motif occurs at or near the cleavage site of the sense strand.

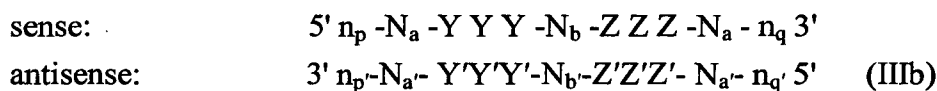
[0012] In one implementation, Y'Y'Y' motif occurs at the 11, 12 and 13 positions of the antisense strand from the 5'-end.

[0013] In one implementation, Y' is 2'-O-methyl.

[0014] In one implementation, formula (III) is represented by formula (IIIa):

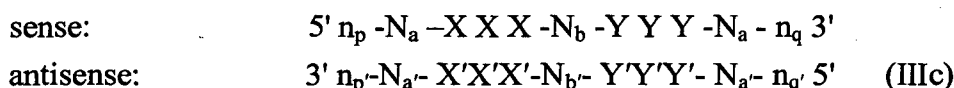


[0015] In another implementation, formula (III) is represented by formula (IIIb):



wherein each N_b and N_b' independently represents an oligonucleotide sequence comprising 1-5 modified nucleotides.

[0016] In yet another implementation, formula (III) is represented by formula (IIIc):



wherein each N_b and N_b' independently represents an oligonucleotide sequence comprising 1-5 modified nucleotides.

[0017] In one implementation, formula (III) is represented by formula (IIIId):

sense: $5' n_p - N_a - X X X - N_b - Y Y Y - N_b - Z Z Z - N_a - n_q 3'$
 antisense: $3' n_p' - N_a' - X'X'X' - N_b' - Y'Y'Y' - N_b' - Z'Z'Z' - N_a' - n_q' 5'$

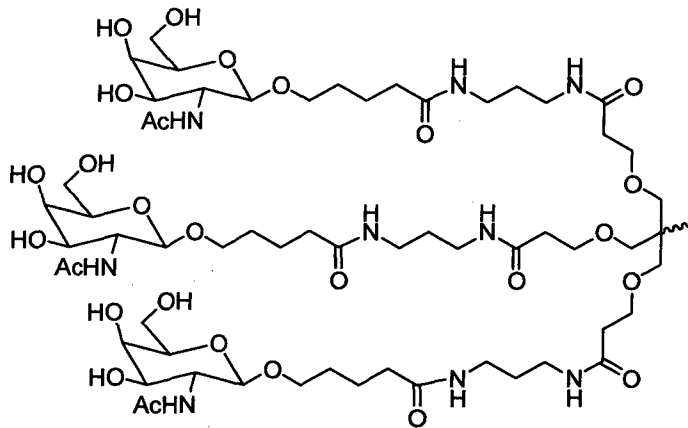
(III d)

wherein each N_b and N_b' independently represents an oligonucleotide sequence comprising 1-5 modified nucleotides and each N_a and N_a' independently represents an oligonucleotide sequence comprising 2-10 modified nucleotides.

[0018] In one implementation, the double-stranded region is 15-30 nucleotide pairs in length. In another embodiment, the double-stranded region is 17-23 nucleotide pairs in length. In yet another embodiment, the double-stranded region is 17-25 nucleotide pairs in length. In one embodiment, the double-stranded region is 23-27 nucleotide pairs in length. In another embodiment, the double-stranded region is 19-21 nucleotide pairs in length. In another embodiment, the double-stranded region is 21-23 nucleotide pairs in length. In one implementation, each strand has 15-30 nucleotides.

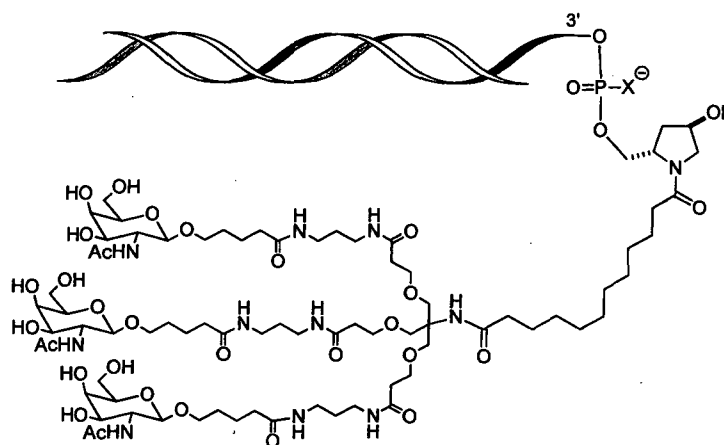
[0019] In one implementation, the modifications on the nucleotides are selected from the group consisting of LNA, HNA, CeNA, 2'-methoxyethyl, 2'-O-alkyl, 2'-O-allyl, 2'-C-allyl, 2'-fluoro, 2'-deoxy, 2'-hydroxyl, and combinations thereof. In another embodiment, the modifications on the nucleotides are 2'-O-methyl or 2'-fluoro modifications.

[0020] In one embodiment, the ligand is one or more GalNAc derivatives attached through a bivalent or trivalent branched linker. In another embodiment, the ligand is



[0021] In one embodiment, the ligand is attached to the 3' end of the sense strand.

[0022] In one embodiment, the RNAi agent is conjugated to the ligand as shown in the following schematic



wherein X is O or S. In a specific implementation, X is O.

[0023] In one implementation, the agent further comprises at least one phosphorothioate or methylphosphonate internucleotide linkage.

[0024] In one implementation, the phosphorothioate or methylphosphonate internucleotide linkage is at the 3'-terminus of one strand. In one implementation, the strand is the antisense strand. In another implementation, the strand is the

sense strand.

[0025] In one implementation, the phosphorothioate or methylphosphonate internucleotide linkage is at the 5'-terminus of one strand. In one implementation, the strand is the antisense strand. In another embodiment, the strand is the sense strand.

[0026] In one implementation, the phosphorothioate or methylphosphonate internucleotide linkage is at the both the 5'- and 3'-terminus of one strand. In one embodiment, the strand is the antisense strand.

[0027] In one implementation, the base pair at the 1 position of the 5'-end of the antisense strand of the duplex is an AU base pair.

[0028] In one implementation, the Y nucleotides contain a 2'-fluoro modification.

[0029] In one implementation, the Y' nucleotides contain a 2'-O-methyl modification.

[0030] In one implementation, p' > 0. In another embodiment, p' = 2.

[0031] In one implementation, q' = 0, p = 0, q = 0, and p' overhang nucleotides are complementary to the target mRNA. In another implementation, q' = 0, p = 0, q = 0, and p' overhang nucleotides are non-complementary to the target mRNA.

[0032] In one implementation, the sense strand has a total of 21 nucleotides and the antisense strand has a total of 23 nucleotides.

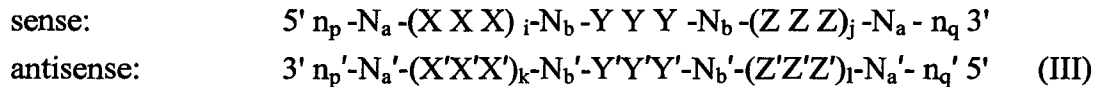
[0033] In one implementation, at least one n_p' is linked to a neighboring nucleotide via a phosphorothioate linkage.

[0034] In one implementation, all n_p' are linked to neighboring nucleotides via phosphorothioate linkages.

[0035] In one implementation, the RNAi agent is selected from the group of RNAi agents listed in Table 1, Table 2, Table 9, Table 10, Table 12, and Figure 12.

[0036] In one implementation, the RNAi agent is selected from the group consisting of AD-53815, AD-56663, AD-56658, AD-56676, AD-56666, AD-57928, and AD-60212.

[0037] In another aspect, the present disclosure provides RNAi agents, e.g., double stranded RNAi agents, capable of inhibiting the expression of Proprotein Convertase Subtilisin Kexin 9 (PCSK9) in a cell, wherein the double stranded RNAi agent comprises a sense strand complementary to an antisense strand, wherein the antisense strand comprises a region complementary to part of an mRNA encoding PCSK9, wherein each strand is about 14 to about 30 nucleotides in length, wherein the double stranded RNAi agent is represented by formula (III):



wherein:

i, j, k, and l are each independently 0 or 1;

p, p', q, and q' are each independently 0-6;

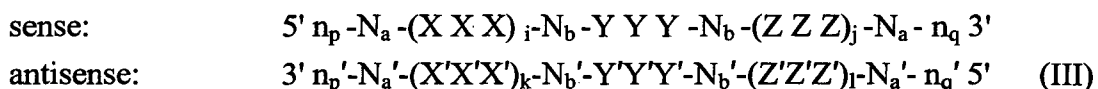
each N_a and N_a' independently represents an oligonucleotide sequence comprising 0-25 nucleotides which are either modified or unmodified or combinations thereof, each sequence comprising at least two differently modified nucleotides;

each N_b and N_b' independently represents an oligonucleotide sequence comprising 0-10 nucleotides which are either modified or unmodified or combinations thereof;

each n_p, n_p', n_q, and n_q', each of which may or may not be present independently represents an overhang nucleotide; XXX, YYY, ZZZ, X'X'X', Y'Y'Y', and Z'Z'Z' each independently represent one motif of three identical modifications on three consecutive nucleotides, and wherein the modifications are 2'-O-methyl or 2'-fluoro modifications;

modifications on N_b differ from the modification on Y and modifications on N_b' differ from the modification on Y'; and wherein the sense strand is conjugated to at least one ligand.

[0038] In yet another aspect, the present disclosure provides RNAi agents, e.g., double stranded RNAi agents, capable of inhibiting the expression of Proprotein Convertase Subtilisin Kexin 9 (PCSK9) in a cell, wherein the double stranded RNAi agent comprises a sense strand complementary to an antisense strand, wherein the antisense strand comprises a region complementary to part of an mRNA encoding PCSK9, wherein each strand is about 14 to about 30 nucleotides in length, wherein the double stranded RNAi agent is represented by formula (III):



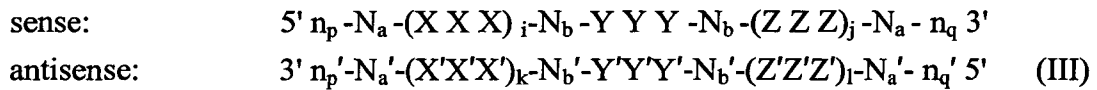
wherein:

i, j, k, and l are each independently 0 or 1;
 each n_p , n_q , and n_q' , each of which may or may not be present, independently represents an overhang nucleotide;
 p, q, and q' are each independently 0-6;
 $n_p' > 0$ and at least one n_p' is linked to a neighboring nucleotide via a phosphorothioate linkage;
 each N_a and N_a' independently represents an oligonucleotide sequence comprising 0-25 nucleotides which are either modified or unmodified or combinations thereof, each sequence comprising at least two differently modified nucleotides;
 each N_b and N_b' independently represents an oligonucleotide sequence comprising 0-10 nucleotides which are either modified or unmodified or combinations thereof;

XXX, YYY, ZZZ, X'X'X', Y'Y'Y', and Z'Z'Z' each independently represent one motif of three identical modifications on three consecutive nucleotides, and wherein the modifications are 2'-O-methyl or 2'-fluoro modifications;

modifications on N_b differ from the modification on Y and modifications on N_b' differ from the modification on Y'; and wherein the sense strand is conjugated to at least one ligand.

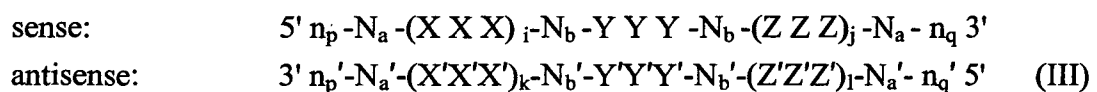
[0039] In a further aspect, the present disclosure provides RNAi agents, e.g., double stranded RNAi agents, capable of inhibiting the expression of Proprotein Convertase Subtilisin Kexin 9 (PCSK9) in a cell, wherein the double stranded RNAi agent comprises a sense strand complementary to an antisense strand, wherein the antisense strand comprises a region complementary to part of an mRNA encoding PCSK9, wherein each strand is about 14 to about 30 nucleotides in length, wherein the double stranded RNAi agent is represented by formula (III):



wherein:

i, j, k, and l are each independently 0 or 1;
 each n_p , n_q , and n_q' , each of which may or may not be present, independently represents an overhang nucleotide;
 p, q, and q' are each independently 0-6;
 $n_p' > 0$ and at least one n_p' is linked to a neighboring nucleotide via a phosphorothioate linkage;
 each N_a and N_a' independently represents an oligonucleotide sequence comprising 0-25 nucleotides which are either modified or unmodified or combinations thereof, each sequence comprising at least two differently modified nucleotides;
 each N_b and N_b' independently represents an oligonucleotide sequence comprising 0-10 nucleotides which are either modified or unmodified or combinations thereof;
 XXX, YYY, ZZZ, X'X'X', Y'Y'Y', and Z'Z'Z' each independently represent one motif of three identical modifications on three consecutive nucleotides, and wherein the modifications are 2'-O-methyl or 2'-fluoro modifications;
 modifications on N_b differ from the modification on Y and modifications on N_b' differ from the modification on Y'; and wherein the sense strand is conjugated to at least one ligand, wherein the ligand is one or more GalNAc derivatives attached through a bivalent or trivalent branched linker.

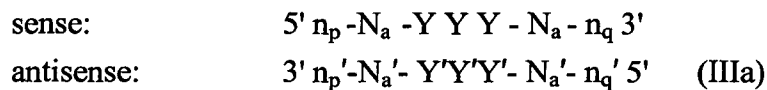
[0040] In another aspect, the present disclosure provides RNAi agents, e.g., double stranded RNAi agents capable of inhibiting the expression of Proprotein Convertase Subtilisin Kexin 9 (PCSK9) in a cell, wherein the double stranded RNAi agent comprises a sense strand complementary to an antisense strand, wherein the antisense strand comprises a region complementary to part of an mRNA encoding PCSK9, wherein each strand is about 14 to about 30 nucleotides in length, wherein the double stranded RNAi agent is represented by formula (III):



wherein:

i, j, k, and l are each independently 0 or 1;
 each n_p , n_q , and n_q' , each of which may or may not be present, independently represents an overhang nucleotide;
 p, q, and q' are each independently 0-6;
 $n_p' > 0$ and at least one n_p' is linked to a neighboring nucleotide via a phosphorothioate linkage;
 each N_a and N_a' independently represents an oligonucleotide sequence comprising 0-25 nucleotides which are
 either modified or unmodified or combinations thereof, each sequence comprising at least two differently modified
 nucleotides;
 each N_b and N_b' independently represents an oligonucleotide sequence comprising 0-10 nucleotides which are
 either modified or unmodified or combinations thereof;
 XXX, YYY, ZZZ, X'X'X', Y'Y'Y', and Z'Z'Z' each independently represent one motif of three identical modifications
 on three consecutive nucleotides, and wherein the modifications are 2'-O-methyl or 2'-fluoro modifications;
 modifications on N_b differ from the modification on Y and modifications on N_b' differ from the modification on Y';
 wherein the sense strand comprises at least one phosphorothioate linkage; and
 wherein the sense strand is conjugated to at least one ligand, wherein the ligand is one or more GalNAc derivatives
 attached through a bivalent or trivalent branched linker.

[0041] In yet another aspect, the present disclosure provides RNAi agents, e.g., double stranded RNAi agents, capable
 of inhibiting the expression of Proprotein Convertase Subtilisin Kexin 9 (PCSK9) in a cell, wherein the double stranded
 RNAi agent comprises a sense strand complementary to an antisense strand, wherein the antisense strand comprises
 a region complementary to part of an mRNA encoding PCSK9, wherein each strand is about 14 to about 30 nucleotides
 in length, wherein the double stranded RNAi agent is represented by formula (III):



wherein:

each n_p , n_q , and n_q' , each of which may or may not be present, independently represents an overhang nucleotide;
 p, q, and q' are each independently 0-6;
 $n_p' > 0$ and at least one n_p' is linked to a neighboring nucleotide via a phosphorothioate linkage;
 each N_a and N_a' independently represents an oligonucleotide sequence comprising 0-25 nucleotides which are
 either modified or unmodified or combinations thereof, each sequence comprising at least two differently modified
 nucleotides;
 YYY and Y'Y'Y' each independently represent one motif of three identical modifications on three consecutive nu-
 cleotides, and wherein the modifications are 2'-O-methyl or 2'-fluoro modifications;
 wherein the sense strand comprises at least one phosphorothioate linkage; and
 wherein the sense strand is conjugated to at least one ligand, wherein the ligand is one or more GalNAc derivatives
 attached through a bivalent or trivalent branched linker.

[0042] The present invention also provides in vitro cells and pharmaceutical compositions comprising the double
 stranded RNAi agents of the invention.

[0043] Also described is an RNAi agent selected from the group of RNAi agents listed in Table 1, Table 2, Table 9,
 Table 10, Table 12, and Figure 12.

[0044] In some implementations, the RNAi agent is administered using a pharmaceutical composition.

[0045] In preferred implementations, the RNAi agent is administered in a solution. In some such implementations, the
 siRNA is administered in an unbuffered solution. In one implementation, the siRNA is administered in water. In other
 implementations, the siRNA is administered with a buffer solution, such as an acetate buffer, a citrate buffer, a prolamine
 buffer, a carbonate buffer, or a phosphate buffer or any combination thereof. In some implementations, the buffer solution
 is phosphate buffered saline (PBS).

[0046] In one implementation, the pharmaceutical compositions further comprise a lipid formulation. In one implemen-
 tation, the lipid formulation comprises a LNP, or XTC. In another embodiment, the lipid formulation comprises a MC3.

[0047] In one aspect, the present invention provides a method of inhibiting PCSK9 expression in a cell, the method
 including contacting the cell with an RNAi agent, e.g., a double stranded RNAi agent of the invention; and maintaining
 the cell produced in step (a) for a time sufficient to obtain degradation of the mRNA transcript of a PCSK9 gene, thereby
 inhibiting expression of the PCSK9 gene in the cell, wherein methods for treatment of the human or animal body by
 therapy are excluded.

[0048] In one implementation, the PCSK9 expression is inhibited by at least about 30% 35%, 40%, 45%, 50%, 55%, 60%, 65%, 70%, 75%, 80%, 85%, 90% or 95%.

[0049] In another aspect, the present disclosure provides methods of treating a subject having a disorder mediated by PCSK9 expression. The methods include administering to the subject a therapeutically effective amount of an RNAi agent, *e.g.*, a double stranded RNAi agent, or the vector of of the invention, thereby treating the subject.

[0050] In one implementation, the subject is a human.

[0051] In one implementation, the human has hypercholesterolemia.

[0052] In one implementation, the RNAi agent, *e.g.*, double stranded RNAi agent, is administered at a dose of about 0.01 mg/kg to about 10 mg/kg, about 0.5 mg/kg to about 50 mg/kg, about 10 mg/kg to about 30 mg/kg, about 10 mg/kg to about 20 mg/kg, about 15 mg/kg to about 20 mg/kg, about 15 mg/kg to about 25 mg/kg, about 15 mg/kg to about 30 mg/kg, or about 20 mg/kg to about 30 mg/kg.

[0053] In one implementation, the RNAi agent, *e.g.*, double stranded RNAi agent, is administered subcutaneously or intravenously.

[0054] In one implementation, the RNAi agent is administered in a dosing regimen that includes a loading phase followed by a maintenance phase, wherein the loading phase comprises administering a dose of 2 mg/kg, 1 mg/kg or 0.5 mg/kg five times a week, and wherein the maintenance phase comprises administering a dose of 2 mg/kg, 1 mg/kg or 0.5 mg/kg once, twice, or three times weekly, once every two weeks, once every three weeks, once a month, once every two months, once every three months, once every four months, once every five months, or once every six months.

[0055] In one implementation, the RNAi agent is administered in two or more doses. In a specific embodiment, the RNAi agent is administered at intervals selected from the group consisting of once every about 12 hours, once every about 24 hours, once every about 48 hours, once every about 72 hours, and once every about 96 hours.

[0056] In yet another aspect, the present disclosure provides methods of treating hypercholesterolemia in a subject. The methods include administering to the subject a therapeutically effective amount of an RNAi agent, *e.g.*, a double stranded RNAi agent, or the vector of the invention, thereby treating the subject.

[0057] In one implementation, the subject is a primate or rodent. In another implementation, the subject is a human.

[0058] In one implementation, the RNAi agent, *e.g.*, double stranded RNAi agent, is administered at a dose of about 0.01 mg/kg to about 10 mg/kg or about 0.5 mg/kg to about 50 mg/kg. In another embodiment, the double stranded RNAi agent is administered at a dose of about 10 mg/kg to about 30 mg/kg.

[0059] In one implementation, the RNAi agent, *e.g.*, double stranded RNAi agent, is administered subcutaneously or intravenously.

[0060] In one implementation, the RNAi agent is administered in a dosing regimen that includes a loading phase followed by a maintenance phase, wherein the loading phase comprises administering a dose of 2 mg/kg, 1 mg/kg or 0.5 mg/kg five times a week, and wherein the maintenance phase comprises administering a dose of 2 mg/kg, 1 mg/kg or 0.5 mg/kg once, twice, or three times weekly, once every two weeks, once every three weeks, once a month, once every two months, once every three months, once every four months, once every five months, or once every six months.

[0061] In one implementation, the RNAi agent is administered in two or more doses. In a specific embodiment, the RNAi agent is administered at intervals selected from the group consisting of once every about 12 hours, once every about 24 hours, once every about 48 hours, once every about 72 hours, and once every about 96 hours.

[0062] In one implementation, the methods further comprise determining an LDLR genotype or phenotype of the subject.

[0063] In one implementation, administering results in a decrease in serum cholesterol in the subject.

[0064] In one implementation, the methods further comprise determining the serum cholesterol level in the subject.

[0065] The present invention is further illustrated by the following detailed description and drawings.

Figure 1 is a graph depicting that there is a dose response effect with AD-48400 conjugated to GalNAc at all three dosages tested. AD-48399, conjugated to GalNAc, serves as a control.

Figures 2A and 2B are graphs depicting the *in vivo* efficacy and duration of response for the indicated siRNAs.

Figure 3 is a Table showing the sequences of the sense (SEQ ID NOS 1633-1642, respectively, in order of appearance) and antisense (SEQ ID NOS 1643-1652, respectively, in order of appearance) strands of the duplexes analyzed for *in vivo* efficacy and lead optimization.

Figure 4 is a graph depicting the results of the *in vivo* efficacy assays for lead optimization.

Figure 5 is a graph depicting the results of the *in vivo* dose response assays performed in PCSK9 transgenic mice. Seventy-two hours after a single dose of 10 mg/kg, 3 mg/kg, 1 mg/kg, and 0.3 mg/kg of AD-57928, PCSK9 protein levels were determined by ELISA.

Figure 6 is a graph depicting the levels of PCSK9 protein in serum of PCSK9 transgenic mice after administration of AD-57928 in 5x2 mg/kg doses during the "loading phase" and 1 x2 mg/kg or 2x2 mg/kg doses during the "maintenance phase".

Figure 7 is a graph depicting the levels of PCSK9 protein in serum of PCSK9 transgenic mice after administration

of AD-57928 in 5x1 mg/kg doses during the "loading phase" and 1 x mg/kg or 2x1 mg/kg doses during the "maintenance phase".

Figure 8 is a graph depicting the levels of PCSK9 protein in serum of PCSK9 transgenic mice after administration of AD-57928 in 5x0.5 mg/kg doses during the "loading phase" and 1 x0.5 mg/kg or 2x0.5 mg/kg doses during the "maintenance phase".

Figure 9 is a graph depicting the results of the *in vivo* dose response assays performed in PCSK9 transgenic mice. Seventy-two hours after a single dose of 0.3 mg/kg of siRNAs, PCSK9 protein levels were determined by ELISA.

Figure 10 is a graph showing the amount of AD-57928 and AD-58895 per nanogram of liver of C57B6 wild-type mice after administration of a single dose of 1 mg/kg of AD-57928 or AD-58895.

Figure 11 is a graph showing the amount of AD-57928 and AD-58895 expressed as a % of theoretical amount in the liver of C57B6 wild-type mice after administration of a single dose of 1 mg/kg of AD-57928 or AD-58895.

Figure 12A is a Table depicting iRNA agents of the invention containing optimized sequences as compared to AD-57928 sequences. Figure 12A discloses the "Sense" sequences as SEQ ID NOS 1653-1658, respectively, in order of appearance, and the "Antisense" sequences as SEQ ID NOS 1659-1664, respectively, in order of appearance.

Figure 12B is a graph showing the IC₅₀ values of the indicated iRNA agents.

Figure 13 is a graph showing the level of the indicated iRNA agents in the liver of wild-type mice following administration of a single 1 mg/kg dose of the indicated iRNA agent.

Figure 14A is a graph showing the amount of PCSK9 protein in the serum of non-human primates expressed as percent of PCSK9 remaining relative to pre-bleed levels of PCSK9 after administration of the indicated iRNA agents at qdx5 + qwx3.

Figure 14B is a graph showing the absolute amount of PCSK9 protein in the serum of non-human primates after administration of the indicated iRNA agents at qdx5 + qwx3.

Figure 15 is a graph showing the amount of low density lipoprotein cholesterol (LDL or LDLc) in the serum of non-human primates expressed as a percent of LDL remaining relative to pre-bleed levels of LDL after administration of the indicated iRNA agents at qdx5 + qwx3.

Figure 16A is a graph showing the amount of low density lipoprotein cholesterol (LDL or LDLc) in the serum of non-human primates expressed as a percent of the average amount of pre-bleed levels of LDL after administration of AD-57928 at 2 mg/kg, q1w and 1 mg/kg, 2xw.

Figure 16B is a graph showing the amount of PCSK9 protein relative to the pre-bleed amount in the serum of non-human primates after administration of AD-57928 at 2 mg/kg, q1w and 1 mg/kg, 2xw.

Figure 17A is a graph showing the amount of low density lipoprotein cholesterol (LDL or LDLc) in the serum of non-human primates expressed as a percent of the average amount of pre-bleed levels of LDL after administration of AD-57928 at 2 mg/kg, 2xw and a single 25 mg/kg dose. The last dose for the 2 mg/kg, 2xw group was day 36.

Figure 17B is a graph showing the amount of PCSK9 protein relative to the pre-bleed amount in the serum of non-human primates after administration of AD-57928 at 2 mg/kg, 2xw and a single 25 mg/kg dose.

Figure 18 is a graph showing the amount of low density lipoprotein cholesterol (LDL or LDLc) in the serum of non-human primates expressed as a percent of LDL remaining relative to pre-bleed levels of LDL after administration of the indicated iRNA agents at qdx5 + qwx3.

Figure 19 is a graph showing the amount of low density lipoprotein cholesterol (LDL or LDLc) in the serum of non-human primates expressed as a percent of LDL remaining relative to pre-bleed levels of LDL after administration of the indicated iRNA agents at qdx5 + qwx3.

[0066] The present invention is defined by the claims. Also disclosed are methods using the compositions of the invention for inhibiting PCSK9 expression and for treating pathologies related to PCSK9 expression, e.g., hypercholesterolemia.

I. Definitions

[0067] In order that the present invention may be more readily understood, certain terms are first defined. In addition, it should be noted that whenever a value or range of values of a parameter are recited, it is intended that values and ranges intermediate to the recited values are also intended to be part of this invention.

[0068] The articles "a" and "an" are used herein to refer to one or to more than one (*i.e.*, to at least one) of the grammatical object of the article. By way of example, "an element" means one element or more than one element, *e.g.*, a plurality of elements.

[0069] The term "including" is used herein to mean, and is used interchangeably with, the phrase "including but not limited to".

[0070] The term "or" is used herein to mean, and is used interchangeably with, the term "and/or," unless context clearly indicates otherwise.

[0071] As used herein, "PCSK9" refers to the proprotein convertase subtilisin kexin 9 gene or protein. PCSK9 is also known as FH3, HCHOLA3, NARC-1, or NARC1. The term PCSK9 includes human PCSK9, the amino acid and nucleotide sequence of which maybe found in, for example, GenBank Accession No. GI:299523249; mouse PCSK9, the amino acid and nucleotide sequence of which may be found in, for example, GenBank Accession No. GI:163644257; rat PCSK9, the amino acid and nucleotide sequence of which maybe found in, for example, GenBank Accession No. GI:77020249. Additional examples of PCSK9 mRNA sequences are readily available using, e.g., GenBank.

[0072] As used herein, "target sequence" refers to a contiguous portion of the nucleotide sequence of an mRNA molecule formed during the transcription of a PCSK9 gene, including mRNA that is a product of RNA processing of a primary transcription product.

[0073] As used herein, the term "strand comprising a sequence" refers to an oligonucleotide comprising a chain of nucleotides that is described by the sequence referred to using the standard nucleotide nomenclature.

[0074] "G," "C," "A" and "U" each generally stand for a nucleotide that contains guanine, cytosine, adenine, and uracil as a base, respectively. "T" and "dT" are used interchangeably herein and refer to a deoxyribonucleotide wherein the nucleobase is thymine, e.g., deoxyribothymine, 2'-deoxythymidine or thymidine. However, it will be understood that the term "ribonucleotide" or "nucleotide" or "deoxyribonucleotide" can also refer to a modified nucleotide, as further detailed below, or a surrogate replacement moiety. The skilled person is well aware that guanine, cytosine, adenine, and uracil may be replaced by other moieties without substantially altering the base pairing properties of an oligonucleotide comprising a nucleotide bearing such replacement moiety. For example, without limitation, a nucleotide comprising inosine as its base may base pair with nucleotides containing adenine, cytosine, or uracil. Hence, nucleotides containing uracil, guanine, or adenine may be replaced in the nucleotide sequences of the invention by a nucleotide containing, for example, inosine. Sequences comprising such replacement moieties are embodiments of the invention.

[0075] The terms "iRNA", "RNAi agent," "iRNA agent," "RNA interference agent" as used interchangeably herein, refer to an agent that contains RNA as that term is defined herein, and which mediates the targeted cleavage of an RNA transcript *via* an RNA-induced silencing complex (RISC) pathway. iRNA directs the sequence-specific degradation of mRNA through a process known as RNA interference (RNAi). The iRNA modulates, e.g., inhibits, the expression of PCSK9 in a cell, e.g., a cell within a subject, such as a mammalian subject.

[0076] In one implementation, an RNAi agent of the invention includes a single stranded RNA that interacts with a target RNA sequence, e.g., a PCSK9 target mRNA sequence, to direct the cleavage of the target RNA. Without wishing to be bound by theory, it is believed that long double stranded RNA introduced into cells is broken down into siRNA by a Type III endonuclease known as Dicer (*Sharp et al. (2001) Genes Dev. 15:485*). Dicer, a ribonuclease-III-like enzyme, processes the dsRNA into 19-23 base pair short interfering RNAs with characteristic two base 3' overhangs (*Bernstein, et al., (2001) Nature 409:363*). The siRNAs are then incorporated into an RNA-induced silencing complex (RISC) where one or more helicases unwind the siRNA duplex, enabling the complementary antisense strand to guide target recognition (*Nykanen, et al., (2001) Cell 107:309*). Upon binding to the appropriate target mRNA, one or more endonucleases within the RISC cleave the target to induce silencing (*Elbashir, et al., (2001) Genes Dev. 15:188*). Thus, in one aspect the invention relates to a single stranded RNA (siRNA) generated within a cell and which promotes the formation of a RISC complex to effect silencing of the target gene, *i.e.*, a PCSK9 gene. Accordingly, the term "siRNA" is also used herein to refer to an RNAi as described above.

[0077] In another implementation, the RNAi agent may be a single-stranded siRNA that is introduced into a cell or organism to inhibit a target mRNA. Single-stranded RNAi agents bind to the RISC endonuclease Argonaute 2, which then cleaves the target mRNA. The single-stranded siRNAs are generally 15-30 nucleotides and are chemically modified. The design and testing of single-stranded siRNAs are described in U.S. Patent No. 8,101,348 and in Lima et al., (2012) *Cell 150: 883-894*, the entire contents of each of which are hereby incorporated herein by reference. Any of the antisense nucleotide sequences described herein may be used as a single-stranded siRNA as described herein or as chemically modified by the methods described in Lima et al., (2012) *Cell 150:883-894*.

[0078] In another implementation, an "iRNA" for use in the compositions, uses, and methods of the invention is a double-stranded RNA and is referred to herein as a "double stranded RNAi agent," "double-stranded RNA (dsRNA) molecule," "dsRNA agent," or "dsRNA". The term "dsRNA", refers to a complex of ribonucleic acid molecules, having a duplex structure comprising two anti-parallel and substantially complementary nucleic acid strands, referred to as having "sense" and "antisense" orientations with respect to a target RNA, *i.e.*, a PCSK9 gene. In some embodiments of the invention, a double-stranded RNA (dsRNA) triggers the degradation of a target RNA, e.g., an mRNA, through a post-transcriptional gene-silencing mechanism referred to herein as RNA interference or RNAi.

[0079] In general, the majority of nucleotides of each strand of a dsRNA molecule are ribonucleotides, but as described in detail herein, each or both strands can also include one or more non-ribonucleotides, e.g., a deoxyribonucleotide and/or a modified nucleotide. In addition, as used in this specification, an "RNAi agent" may include ribonucleotides with chemical modifications; an RNAi agent may include substantial modifications at multiple nucleotides. Such modifications may include all types of modifications disclosed herein or known in the art. Any such modifications, as used in a siRNA type molecule, are encompassed by "RNAi agent" for the purposes of this specification and claims.

[0080] The two strands forming the duplex structure may be different portions of one larger RNA molecule, or they may be separate RNA molecules. Where the two strands are part of one larger molecule, and therefore are connected by an uninterrupted chain of nucleotides between the 3'-end of one strand and the 5'-end of the respective other strand forming the duplex structure, the connecting RNA chain is referred to as a "hairpin loop." Where the two strands are connected covalently by means other than an uninterrupted chain of nucleotides between the 3'-end of one strand and the 5'-end of the respective other strand forming the duplex structure, the connecting structure is referred to as a "linker." The RNA strands may have the same or a different number of nucleotides. The maximum number of base pairs is the number of nucleotides in the shortest strand of the dsRNA minus any overhangs that are present in the duplex. In addition to the duplex structure, an RNAi agent may comprise one or more nucleotide overhangs.

[0081] In one implementation, an RNAi agent of the invention is a dsRNA of 24-30 nucleotides that interacts with a target RNA sequence, e.g., a PCSK9 target mRNA sequence, to direct the cleavage of the target RNA. Without wishing to be bound by theory, long double stranded RNA introduced into cells is broken down into siRNA by a Type III endonuclease known as Dicer (Sharp et al. (2001) Genes Dev. 15:485). Dicer, a ribonuclease-III-like enzyme, processes the dsRNA into 19-23 base pair short interfering RNAs with characteristic two base 3' overhangs (Bernstein, et al., (2001) Nature 409:363). The siRNAs are then incorporated into an RNA-induced silencing complex (RISC) where one or more helicases unwind the siRNA duplex, enabling the complementary antisense strand to guide target recognition (Nykanen, et al., (2001) Cell 107:309). Upon binding to the appropriate target mRNA, one or more endonucleases within the RISC cleave the target to induce silencing (Elbashir, et al., (2001) Genes Dev. 15:188). As used herein, a "nucleotide overhang" refers to the unpaired nucleotide or nucleotides that protrude from the duplex structure of an RNAi agent when a 3'-end of one strand of the RNAi agent extends beyond the 5'-end of the other strand, or vice versa. "Blunt" or "blunt end" means that there are no unpaired nucleotides at that end of the double stranded RNAi agent, i.e., no nucleotide overhang. A "blunt ended" RNAi agent is a dsRNA that is double-stranded over its entire length, i.e., no nucleotide overhang at either end of the molecule. The RNAi agents of the invention include RNAi agents with nucleotide overhangs at one end (i.e., agents with one overhang and one blunt end) or with nucleotide overhangs at both ends.

[0082] The term "antisense strand" refers to the strand of a double stranded RNAi agent which includes a region that is substantially complementary to a target sequence (e.g., a human PCSK9 mRNA). As used herein, the term "region complementary to part of an mRNA encoding transthyretin" refers to a region on the antisense strand that is substantially complementary to part of a PCSK9 mRNA sequence. Where the region of complementarity is not fully complementary to the target sequence, the mismatches are most tolerated in the terminal regions and, if present, are generally in a terminal region or regions, e.g., within 6, 5, 4, 3, or 2 nucleotides of the 5' and/or 3' terminus.

[0083] The term "sense strand," as used herein, refers to the strand of a dsRNA that includes a region that is substantially complementary to a region of the antisense strand.

[0084] As used herein, the term "cleavage region" refers to a region that is located immediately adjacent to the cleavage site. The cleavage site is the site on the target at which cleavage occurs. In some implementations, the cleavage region comprises three bases on either end of, and immediately adjacent to, the cleavage site. In some implementations, the cleavage region comprises two bases on either end of, and immediately adjacent to, the cleavage site. In some implementations, the cleavage site specifically occurs at the site bound by nucleotides 10 and 11 of the antisense strand, and the cleavage region comprises nucleotides 11, 12 and 13.

[0085] As used herein, and unless otherwise indicated, the term "complementary," when used to describe a first nucleotide sequence in relation to a second nucleotide sequence, refers to the ability of an oligonucleotide or polynucleotide comprising the first nucleotide sequence to hybridize and form a duplex structure under certain conditions with an oligonucleotide or polynucleotide comprising the second nucleotide sequence, as will be understood by the skilled person. Such conditions can, for example, be stringent conditions, where stringent conditions may include: 400 mM NaCl, 40 mM PIPES pH 6.4, 1 mM EDTA, 50°C or 70°C for 12-16 hours followed by washing. Other conditions, such as physiologically relevant conditions as may be encountered inside an organism, can apply. For example, a complementary sequence is sufficient to allow the relevant function of the nucleic acid to proceed, e.g., RNAi. The skilled person will be able to determine the set of conditions most appropriate for a test of complementarity of two sequences in accordance with the ultimate application of the hybridized nucleotides.

[0086] Sequences can be "fully complementary" with respect to each when there is base-pairing of the nucleotides of the first nucleotide sequence with the nucleotides of the second nucleotide sequence over the entire length of the first and second nucleotide sequences. However, where a first sequence is referred to as "substantially complementary" with respect to a second sequence herein, the two sequences can be fully complementary, or they may form one or more, but generally not more than 4, 3 or 2 mismatched base pairs upon hybridization, while retaining the ability to hybridize under the conditions most relevant to their ultimate application. However, where two oligonucleotides are designed to form, upon hybridization, one or more single stranded overhangs, such overhangs shall not be regarded as mismatches with regard to the determination of complementarity. For example, a dsRNA comprising one oligonucleotide 21 nucleotides in length and another oligonucleotide 23 nucleotides in length, wherein the longer oligonucleotide comprises a sequence of 21 nucleotides that is fully complementary to the shorter oligonucleotide, may yet be referred to

as "fully complementary" for the purposes described herein.

[0087] "Complementary" sequences, as used herein, may also include, or be formed entirely from, non-Watson-Crick base pairs and/or base pairs formed from non-natural and modified nucleotides, in as far as the above requirements with respect to their ability to hybridize are fulfilled. Such non-Watson-Crick base pairs includes, but not limited to, G:U Wobble or Hoogsteen base pairing.

[0088] The terms "complementary," "fully complementary" and "substantially complementary" herein may be used with respect to the base matching between the sense strand and the antisense strand of a dsRNA, or between the antisense strand of a dsRNA and a target sequence, as will be understood from the context of their use.

[0089] As used herein, a polynucleotide that is "substantially complementary to at least part of," a messenger RNA (mRNA) refers to a polynucleotide that is substantially complementary to a contiguous portion of the mRNA of interest (e.g., an mRNA encoding PCSK9) including a 5' UTR, an open reading frame (ORF), or a 3' UTR. For example, a polynucleotide is complementary to at least a part of a PCSK9 mRNA if the sequence is substantially complementary to a non-interrupted portion of an mRNA encoding PCSK9.

[0090] The term "inhibiting," as used herein, is used interchangeably with "reducing," "silencing," "downregulating," "suppressing" and other similar terms, and includes any level of inhibition.

[0091] The phrase "inhibiting expression of a PCSK9," as used herein, includes inhibition of expression of any PCSK9 gene (such as, e.g., a mouse PCSK9 gene, a rat PCSK9 gene, a monkey PCSK9 gene, or a human PCSK9 gene) as well as variants, (e.g., naturally occurring variants), or mutants of a PCSK9 gene. Thus, the PCSK9 gene may be a wild-type PCSK9 gene, a mutant PCSK9 gene, or a transgenic PCSK9 gene in the context of a genetically manipulated cell, group of cells, or organism.

[0092] "Inhibiting expression of a PCSK9 gene" includes any level of inhibition of a PCSK9 gene, e.g., at least partial suppression of the expression of a PCSK9 gene, such as an inhibition of at least about 5%, at least about 10%, at least about 15%, at least about 20%, at least about 25%, at least about 30%, at least about 35%, at least about 40%, at least about 45%, at least about 50%, at least about 55%, at least about 60%, at least about 65%, at least about 70%, at least about 75%, at least about 80%, at least about 85%, at least about 90%, at least about 91%, at least about 92%, at least about 93%, at least about 94%, at least about 95%, at least about 96%, at least about 97%, at least about 98%, or at least about 99%.

[0093] The expression of a PCSK9 gene may be assessed based on the level of any variable associated with PCSK9 gene expression, e.g., PCSK9 mRNA level, PCSK9 protein level, or serum lipid levels. Inhibition may be assessed by a decrease in an absolute or relative level of one or more of these variables compared with a control level. The control level may be any type of control level that is utilized in the art, e.g., a pre-dose baseline level, or a level determined from a similar subject, cell, or sample that is untreated or treated with a control (such as, e.g., buffer only control or inactive agent control).

[0094] The phrase "contacting a cell with a double stranded RNAi agent," as used herein, includes contacting a cell by any possible means. Contacting a cell with a double stranded RNAi agent includes contacting a cell *in vitro* with the RNAi agent or contacting a cell *in vivo* with the RNAi agent. The contacting may be done directly or indirectly. Thus, for example, the RNAi agent may be put into physical contact with the cell by the individual performing the method, or alternatively, the RNAi agent may be put into a situation that will permit or cause it to subsequently come into contact with the cell.

[0095] Contacting a cell *in vitro* may be done, for example, by incubating the cell with the RNAi agent. Contacting a cell *in vivo* may be done, for example, by injecting the RNAi agent into or near the tissue where the cell is located, or by injecting the RNAi agent into another area, the bloodstream or the subcutaneous space, such that the agent will subsequently reach the tissue where the cell to be contacted is located. For example, the RNAi agent may contain and/or be coupled to a ligand, e.g., a GalNAc3 ligand, that directs the RNAi agent to a site of interest, e.g., the liver. Combinations of *in vitro* and *in vivo* methods of contacting are also possible. In connection with the methods of the invention, a cell might also be contacted *in vitro* with an RNAi agent and subsequently transplanted into a subject.

[0096] A "patient" or "subject," as used herein, is intended to include either a human or non-human animal, preferably a mammal, e.g., a monkey. Most preferably, the subject or patient is a human.

[0097] A "PCSK9-associated disease," as used herein, is intended to include any disease associated with the PCSK9 gene or protein. Such a disease may be caused, for example, by excess production of the PCSK9 protein, by PCSK9 gene mutations, by abnormal cleavage of the PCSK9 protein, by abnormal interactions between PCSK9 and other proteins or other endogenous or exogenous substances. Exemplary PCSK9-associated diseases include lipidemias, e.g., a hyperlipidemias, and other forms of lipid imbalance such as hypercholesterolemia, hypertriglyceridemia and the pathological conditions associated with these disorders such as heart and circulatory diseases.

[0098] "Therapeutically effective amount," as used herein, is intended to include the amount of an RNAi agent that, when administered to a patient for treating a PCSK9 associated disease, is sufficient to effect treatment of the disease (e.g., by diminishing, ameliorating or maintaining the existing disease or one or more symptoms of disease). The "therapeutically effective amount" may vary depending on the RNAi agent, how the agent is administered, the disease and

its severity and the history, age, weight, family history, genetic makeup, stage of pathological processes mediated by PCSK9 expression, the types of preceding or concomitant treatments, if any, and other individual characteristics of the patient to be treated.

[0099] "Prophylactically effective amount," as used herein, is intended to include the amount of an RNAi agent that, when administered to a subject who does not yet experience or display symptoms of a PCSK9-associated disease, but who may be predisposed to the disease, is sufficient to prevent or ameliorate the disease or one or more symptoms of the disease. Ameliorating the disease includes, slowing the course of the disease or reducing the severity of later-developing disease. The "prophylactically effective amount" may vary depending on the RNAi agent, how the agent is administered, the degree of risk of disease, and the history, age, weight, family history, genetic makeup, the types of preceding or concomitant treatments, if any, and other individual characteristics of the patient to be treated.

[0100] A "therapeutically-effective amount" or "prophylactically effective amount" also includes an amount of an RNAi agent that produces some desired local or systemic effect at a reasonable benefit/risk ratio applicable to any treatment. RNAi agents employed in the methods of the present invention may be administered in a sufficient amount to produce a reasonable benefit/risk ratio applicable to such treatment.

[0101] The term "sample," as used herein, includes a collection of similar fluids, cells, or tissues isolated from a subject, as well as fluids, cells, or tissues present within a subject. Examples of biological fluids include blood, serum and serosal fluids, plasma, cerebrospinal fluid, ocular fluids, lymph, urine, saliva, and the like. Tissue samples may include samples from tissues, organs or localized regions. For example, samples may be derived from particular organs, parts of organs, or fluids or cells within those organs. In certain embodiments, samples may be derived from the liver (e.g., whole liver or certain segments of liver or certain types of cells in the liver, such as, e.g., hepatocytes). In preferred embodiments, a "sample derived from a subject" refers to blood or plasma drawn from the subject. In further embodiments, a "sample derived from a subject" refers to liver tissue (or subcomponents thereof) derived from the subject.

II. iRNAs

[0102] Described herein are improved double-stranded RNAi agents which inhibit the expression of a PCSK9 gene in a cell, such as a cell within a subject, e.g., a mammal, such as a human having a lipid disorder, e.g., hypercholesterolemia and uses of such double-stranded RNAi agents.

[0103] The double-stranded RNAi agents of the disclosure include agents with chemical modifications as disclosed, for example, in U.S. Provisional Application No. 61/561,710, filed on November 18, 2011, the entire contents of which are incorporated herein by reference.

[0104] As shown herein and in Provisional Application No. 61/561,710, a superior result may be obtained by introducing one or more motifs of three identical modifications on three consecutive nucleotides into a sense strand and/or antisense strand of a RNAi agent, particularly at or near the cleavage site. In some implementations, the sense strand and antisense strand of the RNAi agent may otherwise be completely modified. The introduction of these motifs interrupts the modification pattern, if present, of the sense and/or antisense strand. The RNAi agent may be optionally conjugated with a GalNAc derivative ligand, for instance on the sense strand. The resulting RNAi agents present superior gene silencing activity.

[0105] More specifically, it has been surprisingly discovered that when the sense strand and antisense strand of the double-stranded RNAi agent are completely modified to have one or more motifs of three identical modifications on three consecutive nucleotides at or near the cleavage site of at least one strand of an RNAi agent, the gene silencing activity of the RNAi agent was superiorly enhanced.

[0106] Accordingly, the disclosure provides double-stranded RNAi agents capable of inhibiting the expression of a target gene (i.e., a Proprotein convertase subtilisin kexin 9 (PCSK9) gene) *in vivo*. The RNAi agent comprises a sense strand and an antisense strand. Each strand of the RNAi agent may range from 12-30 nucleotides in length. For example, each strand may be between 14-30 nucleotides in length, 17-30 nucleotides in length, 25-30 nucleotides in length, 27-30 nucleotides in length, 17-23 nucleotides in length, 17-21 nucleotides in length, 17-19 nucleotides in length, 19-25 nucleotides in length, 19-23 nucleotides in length, 19-21 nucleotides in length, 21-25 nucleotides in length, or 21-23 nucleotides in length.

[0107] The sense strand and antisense strand typically form a duplex double stranded RNA ("dsRNA"), also referred to herein as an "RNAi agent." The duplex region of an RNAi agent may be 12-30 nucleotide pairs in length. For example, the duplex region can be between 14-30 nucleotide pairs in length, 17-30 nucleotide pairs in length, 27-30 nucleotide pairs in length, 17 - 23 nucleotide pairs in length, 17-21 nucleotide pairs in length, 17-19 nucleotide pairs in length, 19-25 nucleotide pairs in length, 19-23 nucleotide pairs in length, 19- 21 nucleotide pairs in length, 21-25 nucleotide pairs in length, or 21-23 nucleotide pairs in length. In another example, the duplex region is selected from 15, 16, 17, 18, 19, 20, 21, 22, 23, 24, 25, 26, and 27 nucleotides in length.

[0108] In one implementation, the RNAi agent may contain one or more overhang regions and/or capping groups at the 3'-end, 5'-end, or both ends of one or both strands. The overhang can be 1-6 nucleotides in length, for instance 2-6

nucleotides in length, 1-5 nucleotides in length, 2-5 nucleotides in length, 1-4 nucleotides in length, 2-4 nucleotides in length, 1-3 nucleotides in length, 2-3 nucleotides in length, or 1-2 nucleotides in length. The overhangs can be the result of one strand being longer than the other, or the result of two strands of the same length being staggered. The overhang can form a mismatch with the target mRNA or it can be complementary to the gene sequences being targeted or can be another sequence. The first and second strands can also be joined, e.g., by additional bases to form a hairpin, or by other non-base linkers.

[0109] In one implementation, the nucleotides in the overhang region of the RNAi agent can each independently be a modified or unmodified nucleotide including, but not limited to 2'-sugar modified, such as, 2'-F, 2'-O-methyl, thymidine (T), 2'-O-methoxyethyl-5-methyluridine (Teo), 2'-O-methoxyethyladenosine (Aeo), 2'-O-methoxyethyl-5-methylcytidine (m5Ceo), and any combinations thereof. For example, TT can be an overhang sequence for either end on either strand. The overhang can form a mismatch with the target mRNA or it can be complementary to the gene sequences being targeted or can be another sequence.

[0110] The 5'- or 3'- overhangs at the sense strand, antisense strand or both strands of the RNAi agent may be phosphorylated. In some implementations, the overhang region(s) contains two nucleotides having a phosphorothioate between the two nucleotides, where the two nucleotides can be the same or different. In one implementation, the overhang is present at the 3'-end of the sense strand, antisense strand, or both strands. In one embodiment, this 3'-overhang is present in the antisense strand. In one implementation, this 3'-overhang is present in the sense strand.

[0111] The RNAi agent may contain only a single overhang, which can strengthen the interference activity of the RNAi, without affecting its overall stability. For example, the single-stranded overhang may be located at the 3'-terminal end of the sense strand or, alternatively, at the 3'-terminal end of the antisense strand. The RNAi may also have a blunt end, located at the 5'-end of the antisense strand (or the 3'-end of the sense strand) or *vice versa*. Generally, the antisense strand of the RNAi has a nucleotide overhang at the 3'-end, and the 5'-end is blunt. While not wishing to be bound by theory, the asymmetric blunt end at the 5'-end of the antisense strand and 3'-end overhang of the antisense strand favor the guide strand loading into RISC process.

[0112] In one implementation, the RNAi agent is a double ended bluntmer of 19 nucleotides in length, wherein the sense strand contains at least one motif of three 2'-F modifications on three consecutive nucleotides at positions 7, 8, 9 from the 5' end. The antisense strand contains at least one motif of three 2'-O-methyl modifications on three consecutive nucleotides at positions 11, 12, 13 from the 5' end.

[0113] In another implementation, the RNAi agent is a double ended bluntmer of 20 nucleotides in length, wherein the sense strand contains at least one motif of three 2'-F modifications on three consecutive nucleotides at positions 8, 9, 10 from the 5' end. The antisense strand contains at least one motif of three 2'-O-methyl modifications on three consecutive nucleotides at positions 11, 12, 13 from the 5' end.

[0114] In yet another implementation, the RNAi agent is a double ended bluntmer of 21 nucleotides in length, wherein the sense strand contains at least one motif of three 2'-F modifications on three consecutive nucleotides at positions 9, 10, 11 from the 5' end. The antisense strand contains at least one motif of three 2'-O-methyl modifications on three consecutive nucleotides at positions 11, 12, 13 from the 5' end.

[0115] In one implementation, the RNAi agent comprises a 21 nucleotide sense strand and a 23 nucleotide antisense strand, wherein the sense strand contains at least one motif of three 2'-F modifications on three consecutive nucleotides at positions 9, 10, 11 from the 5' end; the antisense strand contains at least one motif of three 2'-O-methyl modifications on three consecutive nucleotides at positions 11, 12, 13 from the 5' end, wherein one end of the RNAi agent is blunt, while the other end comprises a 2 nucleotide overhang. Preferably, the 2 nucleotide overhang is at the 3'-end of the antisense strand. When the 2 nucleotide overhang is at the 3'-end of the antisense strand, there may be two phosphorothioate internucleotide linkages between the terminal three nucleotides, wherein two of the three nucleotides are the overhang nucleotides, and the third nucleotide is a paired nucleotide next to the overhang nucleotide. In one implementation, the RNAi agent additionally has two phosphorothioate internucleotide linkages between the terminal three nucleotides at both the 5'-end of the sense strand and at the 5'-end of the antisense strand. In one implementation, every nucleotide in the sense strand and the antisense strand of the RNAi agent, including the nucleotides that are part of the motifs are modified nucleotides. In one implementation each residue is independently modified with a 2'-O-methyl or 3'-fluoro, e.g., in an alternating motif. Optionally, the RNAi agent further comprises a ligand (preferably GalNAc₃).

[0116] In one implementation, the RNAi agent comprises sense and antisense strands, wherein the RNAi agent comprises a first strand having a length which is at least 25 and at most 29 nucleotides and a second strand having a length which is at most 30 nucleotides with at least one motif of three 2'-O-methyl modifications on three consecutive nucleotides at position 11, 12, 13 from the 5' end; wherein the 3' end of the first strand and the 5' end of the second strand form a blunt end and the second strand is 1-4 nucleotides longer at its 3' end than the first strand, wherein the duplex region which is at least 25 nucleotides in length, and the second strand is sufficiently complementary to a target mRNA along at least 19 nucleotide of the second strand length to reduce target gene expression when the RNAi agent is introduced into a mammalian cell, and wherein dicer cleavage of the RNAi agent preferentially results in an siRNA comprising the 3' end of the second strand, thereby reducing expression of the target gene in the mammal.

Optionally, the RNAi agent further comprises a ligand.

[0117] In one implementation, the sense strand of the RNAi agent contains at least one motif of three identical modifications on three consecutive nucleotides, where one of the motifs occurs at the cleavage site in the sense strand.

[0118] In one implementation, the antisense strand of the RNAi agent can also contain at least one motif of three identical modifications on three consecutive nucleotides, where one of the motifs occurs at or near the cleavage site in the antisense strand

[0119] For an RNAi agent having a duplex region of 17-23 nucleotide in length, the cleavage site of the antisense strand is typically around the 10, 11 and 12 positions from the 5'-end. Thus the motifs of three identical modifications may occur at the 9, 10, 11 positions; 10, 11, 12 positions; 11, 12, 13 positions; 12, 13, 14 positions; or 13, 14, 15 positions of the antisense strand, the count starting from the 1st nucleotide from the 5'-end of the antisense strand, or, the count starting from the 1st paired nucleotide within the duplex region from the 5'- end of the antisense strand. The cleavage site in the antisense strand may also change according to the length of the duplex region of the RNAi from the 5'-end.

[0120] The sense strand of the RNAi agent may contain at least one motif of three identical modifications on three consecutive nucleotides at the cleavage site of the strand; and the antisense strand may have at least one motif of three identical modifications on three consecutive nucleotides at or near the cleavage site of the strand. When the sense strand and the antisense strand form a dsRNA duplex, the sense strand and the antisense strand can be so aligned that one motif of the three nucleotides on the sense strand and one motif of the three nucleotides on the antisense strand have at least one nucleotide overlap, *i.e.*, at least one of the three nucleotides of the motif in the sense strand forms a base pair with at least one of the three nucleotides of the motif in the antisense strand. Alternatively, at least two nucleotides may overlap, or all three nucleotides may overlap.

[0121] In one implementation, the sense strand of the RNAi agent may contain more than one motif of three identical modifications on three consecutive nucleotides. The first motif may occur at or near the cleavage site of the strand and the other motifs may be a wing modification. The term "wing modification" herein refers to a motif occurring at another portion of the strand that is separated from the motif at or near the cleavage site of the same strand. The wing modification is either adjacent to the first motif or is separated by at least one or more nucleotides. When the motifs are immediately adjacent to each other then the chemistry of the motifs are distinct from each other and when the motifs are separated by one or more nucleotide than the chemistries can be the same or different. Two or more wing modifications may be present. For instance, when two wing modifications are present, each wing modification may occur at one end relative to the first motif which is at or near cleavage site or on either side of the lead motif.

[0122] Like the sense strand, the antisense strand of the RNAi agent may contain more than one motifs of three identical modifications on three consecutive nucleotides, with at least one of the motifs occurring at or near the cleavage site of the strand. This antisense strand may also contain one or more wing modifications in an alignment similar to the wing modifications that may be present on the sense strand.

[0123] In one implementation, the wing modification on the sense strand or antisense strand of the RNAi agent typically does not include the first one or two terminal nucleotides at the 3'-end, 5'-end or both ends of the strand.

[0124] In another implementation, the wing modification on the sense strand or antisense strand of the RNAi agent typically does not include the first one or two paired nucleotides within the duplex region at the 3'-end, 5'-end or both ends of the strand.

[0125] When the sense strand and the antisense strand of the RNAi agent each contain at least one wing modification, the wing modifications may fall on the same end of the duplex region, and have an overlap of one, two or three nucleotides.

[0126] When the sense strand and the antisense strand of the RNAi agent each contain at least two wing modifications, the sense strand and the antisense strand can be so aligned that two modifications each from one strand fall on one end of the duplex region, having an overlap of one, two or three nucleotides; two modifications each from one strand fall on the other end of the duplex region, having an overlap of one, two or three nucleotides; two modifications one strand fall on each side of the lead motif, having an overlap of one, two or three nucleotides in the duplex region.

[0127] In one implementation, every nucleotide in the sense strand and antisense strand of the RNAi agent, including the nucleotides that are part of the motifs, may be modified. Each nucleotide may be modified with the same or different modification which can include one or more alteration of one or both of the non-linking phosphate oxygens and/or of one or more of the linking phosphate oxygens; alteration of a constituent of the ribose sugar, *e.g.*, of the 2' hydroxyl on the ribose sugar; wholesale replacement of the phosphate moiety with "dephospho" linkers; modification or replacement of a naturally occurring base; and replacement or modification of the ribose-phosphate backbone.

[0128] As nucleic acids are polymers of subunits, many of the modifications occur at a position which is repeated within a nucleic acid, *e.g.*, a modification of a base, or a phosphate moiety, or a non-linking O of a phosphate moiety. In some cases the modification will occur at all of the subject positions in the nucleic acid but in many cases it will not. By way of example, a modification may only occur at a 3' or 5' terminal position, may only occur in a terminal region, *e.g.*, at a position on a terminal nucleotide or in the last 2, 3, 4, 5, or 10 nucleotides of a strand. A modification may occur in a double strand region, a single strand region, or in both. A modification may occur only in the double strand region of a RNA or may only occur in a single strand region of a RNA. For example, a phosphorothioate modification at a non-

linking O position may only occur at one or both termini, may only occur in a terminal region, e.g., at a position on a terminal nucleotide or in the last 2, 3, 4, 5, or 10 nucleotides of a strand, or may occur in double strand and single strand regions, particularly at termini. The 5' end or ends can be phosphorylated.

[0129] It may be possible, e.g., to enhance stability, to include particular bases in overhangs, or to include modified nucleotides or nucleotide surrogates, in single strand overhangs, e.g., in a 5' or 3' overhang, or in both. For example, it can be desirable to include purine nucleotides in overhangs. In some implementations all or some of the bases in a 3' or 5' overhang may be modified, e.g., with a modification described herein. Modifications can include, e.g., the use of modifications at the 2' position of the ribose sugar with modifications that are known in the art, e.g., the use of deoxyribonucleotides, 2'-deoxy-2'-fluoro (2'-F) or 2'-O-methyl modified instead of the ribosugar of the nucleobase, and modifications in the phosphate group, e.g., phosphorothioate modifications. Overhangs need not be homologous with the target sequence.

[0130] In one implementation, each residue of the sense strand and antisense strand is independently modified with LNA, HNA, CeNA, 2'-methoxyethyl, 2'-O-methyl, 2'-O-allyl, 2'-C-allyl, 2'-deoxy, 2'-hydroxyl, or 2'-fluoro. The strands can contain more than one modification. In one implementation, each residue of the sense strand and antisense strand is independently modified with 2'-O-methyl or 2'-fluoro.

[0131] At least two different modifications are typically present on the sense strand and antisense strand. Those two modifications may be the 2'-O-methyl or 2'-fluoro modifications, or others.

[0132] In one implementation, the N_a and/or N_b comprise modifications of an alternating pattern. The term "alternating motif" as used herein refers to a motif having one or more modifications, each modification occurring on alternating nucleotides of one strand. The alternating nucleotide may refer to one per every other nucleotide or one per every three nucleotides, or a similar pattern. For example, if A, B and C each represent one type of modification to the nucleotide, the alternating motif can be "ABABABABAB...", "AABBAABBAAB...", "AABAABAABAAB...", "AAABAAABAAAB...", "AAABBBAAABBB...", or "ABCABCABCABC..." etc.

[0133] The type of modifications contained in the alternating motif may be the same or different. For example, if A, B, C, D each represent one type of modification on the nucleotide, the alternating pattern, i.e., modifications on every other nucleotide, may be the same, but each of the sense strand or antisense strand can be selected from several possibilities of modifications within the alternating motif such as "ABABAB...", "ACACAC..." "BDBDBD..." or "CDCDCD..." etc.

[0134] In one implementation, the RNAi agent of the invention comprises the modification pattern for the alternating motif on the sense strand relative to the modification pattern for the alternating motif on the antisense strand is shifted. The shift may be such that the modified group of nucleotides of the sense strand corresponds to a differently modified group of nucleotides of the antisense strand and *vice versa*. For example, the sense strand when paired with the antisense strand in the dsRNA duplex, the alternating motif in the sense strand may start with "ABABAB" from 5'-3' of the strand and the alternating motif in the antisense strand may start with "BABABA" from 5'-3' of the strand within the duplex region. As another example, the alternating motif in the sense strand may start with "AABBAABB" from 5'-3' of the strand and the alternating motif in the antisense strand may start with "BBAABBAA" from 5'-3' of the strand within the duplex region, so that there is a complete or partial shift of the modification patterns between the sense strand and the antisense strand.

[0135] In one implementation, the RNAi agent comprises the pattern of the alternating motif of 2'-O-methyl modification and 2'-F modification on the sense strand initially has a shift relative to the pattern of the alternating motif of 2'-O-methyl modification and 2'-F modification on the antisense strand initially, i.e., the 2'-O-methyl modified nucleotide on the sense strand base pairs with a 2'-F modified nucleotide on the antisense strand and vice versa. The 1 position of the sense strand may start with the 2'-F modification, and the 1 position of the antisense strand may start with the 2'-O-methyl modification.

[0136] The introduction of one or more motifs of three identical modifications on three consecutive nucleotides to the sense strand and/or antisense strand interrupts the initial modification pattern present in the sense strand and/or antisense strand. This interruption of the modification pattern of the sense and/or antisense strand by introducing one or more motifs of three identical modifications on three consecutive nucleotides to the sense and/or antisense strand surprisingly enhances the gene silencing activity to the target gene.

[0137] In one implementation, when the motif of three identical modifications on three consecutive nucleotides is introduced to any of the strands, the modification of the nucleotide next to the motif is a different modification than the modification of the motif. For example, the portion of the sequence containing the motif is "... N_a YYY N_b ...", where "Y" represents the modification of the motif of three identical modifications on three consecutive nucleotide, and " N_a " and " N_b " represent a modification to the nucleotide next to the motif "YYY" that is different than the modification of Y, and where N_a and N_b can be the same or different modifications. Alternatively, N_a and/or N_b may be present or absent when there is a wing modification present.

[0138] The RNAi agent may further comprise at least one phosphorothioate or methylphosphonate internucleotide linkage. The phosphorothioate or methylphosphonate internucleotide linkage modification may occur on any nucleotide

of the sense strand or antisense strand or both strands in any position of the strand. For instance, the internucleotide linkage modification may occur on every nucleotide on the sense strand and/or antisense strand; each internucleotide linkage modification may occur in an alternating pattern on the sense strand and/or antisense strand; or the sense strand or antisense strand may contain both internucleotide linkage modifications in an alternating pattern. The alternating pattern of the internucleotide linkage modification on the sense strand may be the same or different from the antisense strand, and the alternating pattern of the internucleotide linkage modification on the sense strand may have a shift relative to the alternating pattern of the internucleotide linkage modification on the antisense strand.

[0139] In one implementation, the RNAi comprises a phosphorothioate or methylphosphonate internucleotide linkage modification in the overhang region. For example, the overhang region may contain two nucleotides having a phosphorothioate or methylphosphonate internucleotide linkage between the two nucleotides. Internucleotide linkage modifications also may be made to link the overhang nucleotides with the terminal paired nucleotides within the duplex region. For example, at least 2,3,4, or all the overhang nucleotides may be linked through phosphorothioate or methylphosphonate internucleotide linkage, and optionally, there may be additional phosphorothioate or methylphosphonate internucleotide linkages linking the overhang nucleotide with a paired nucleotide that is next to the overhang nucleotide. For instance, there may be at least two phosphorothioate internucleotide linkages between the terminal three nucleotides, in which two of the three nucleotides are overhang nucleotides, and the third is a paired nucleotide next to the overhang nucleotide. These terminal three nucleotides may be at the 3'-end of the antisense strand, the 3'-end of the sense strand, the 5'-end of the antisense strand, and/or the 5'-end of the antisense strand.

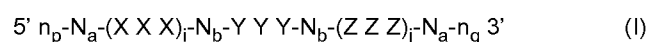
[0140] In one implementation, the 2 nucleotide overhang is at the 3'-end of the antisense strand, and there are two phosphorothioate internucleotide linkages between the terminal three nucleotides, wherein two of the three nucleotides are the overhang nucleotides, and the third nucleotide is a paired nucleotide next to the overhang nucleotide. Optionally, the RNAi agent may additionally have two phosphorothioate internucleotide linkages between the terminal three nucleotides at both the 5'-end of the sense strand and at the 5'-end of the antisense strand.

[0141] In one implementation, the RNAi agent comprises mismatch(es) with the target, within the duplex, or combinations thereof. The mismatch may occur in the overhang region or the duplex region. The base pair may be ranked on the basis of their propensity to promote dissociation or melting (e.g., on the free energy of association or dissociation of a particular pairing, the simplest approach is to examine the pairs on an individual pair basis, though next neighbor or similar analysis can also be used). In terms of promoting dissociation: A:U is preferred over G:C; G:U is preferred over G:C; and I:C is preferred over G:C (I=inosine). Mismatches, e.g., non-canonical or other than canonical pairings (as described elsewhere herein) are preferred over canonical (A:T, A:U, G:C) pairings; and pairings which include a universal base are preferred over canonical pairings.

[0142] In one implementation, the RNAi agent comprises at least one of the first 1, 2, 3, 4, or 5 base pairs within the duplex regions from the 5'- end of the antisense strand independently selected from the group of: A:U, G:U, I:C, and mismatched pairs, e.g., non-canonical or other than canonical pairings or pairings which include a universal base, to promote the dissociation of the antisense strand at the 5'-end of the duplex.

[0143] In one implementation, the nucleotide at the 1 position within the duplex region from the 5'-end in the antisense strand is selected from the group consisting of A, dA, dU, U, and dT. Alternatively, at least one of the first 1, 2 or 3 base pair within the duplex region from the 5'- end of the antisense strand is an AU base pair. For example, the first base pair within the duplex region from the 5'- end of the antisense strand is an AU base pair.

[0144] In one embodiment, the sense strand sequence may be represented by formula (I):



wherein:

- i and j are each independently 0 or 1;
- p and q are each independently 0-6;
- each N_a independently represents an oligonucleotide sequence comprising 0-25 modified nucleotides, each sequence comprising at least two differently modified nucleotides;
- each N_b independently represents an oligonucleotide sequence comprising 0-10 modified nucleotides;
- each n_p and n_q independently represent an overhang nucleotide;
- wherein N_b and Y do not have the same modification; and
- XXX, YYY and ZZZ each independently represent one motif of three identical modifications on three consecutive nucleotides. Preferably YYY is all 2'-F modified nucleotides.

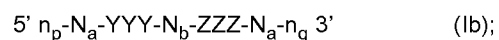
[0145] In one implementation, the N_a and/or N_b comprise modifications of alternating pattern.

[0146] In one implementation, the YYY motif occurs at or near the cleavage site of the sense strand. For example, when the RNAi agent has a duplex region of 17-23 nucleotides in length, the YYY motif can occur at or the vicinity of

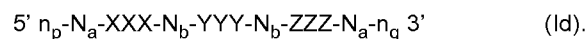
EP 2 929 031 B1

the cleavage site (e.g.: can occur at positions 6, 7, 8, 7, 8, 9, 8, 9, 10, 9, 10, 11, 10, 11,12 or 11, 12, 13) of - the sense strand, the count starting from the 1st nucleotide, from the 5'-end; or optionally, the count starting at the 1st paired nucleotide within the duplex region, from the 5'- end.

[0147] In one implementation, i is 1 and j is 0, or i is 0 and j is 1, or both i and j are 1. The sense strand can therefore be represented by the following formulas:



or



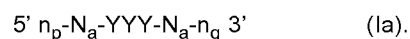
[0148] When the sense strand is represented by formula (Ib), N_b represents an oligonucleotide sequence comprising 0-10, 0-7, 0-5, 0-4, 0-2 or 0 modified nucleotides. Each N_a independently can represent an oligonucleotide sequence comprising 2-20, 2-15, or 2-10 modified nucleotides.

[0149] When the sense strand is represented as formula (Ic), N_b represents an oligonucleotide sequence comprising 0-10, 0-7, 0-10, 0-7, 0-5, 0-4, 0-2 or 0 modified nucleotides. Each N_a can independently represent an oligonucleotide sequence comprising 2-20, 2-15, or 2-10 modified nucleotides.

[0150] When the sense strand is represented as formula (Id), each N_b independently represents an oligonucleotide sequence comprising 0-10, 0-7, 0-5, 0-4, 0-2 or 0 modified nucleotides. Preferably, N_b is 0, 1, 2, 3, 4, 5 or 6 Each N_a can independently represent an oligonucleotide sequence comprising 2-20, 2-15, or 2-10 modified nucleotides.

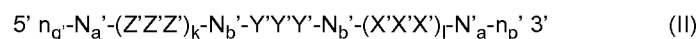
[0151] Each of X, Y and Z may be the same or different from each other.

[0152] In other implementations, i is 0 and j is 0, and the sense strand may be represented by the formula:



[0153] When the sense strand is represented by formula (Ia), each N_a independently can represent an oligonucleotide sequence comprising 2-20, 2-15, or 2-10 modified nucleotides.

[0154] In one implementation, the antisense strand sequence of the RNAi may be represented by formula (II):



wherein:

k and l are each independently 0 or 1;

p' and q' are each independently 0-6;

each N_a' independently represents an oligonucleotide sequence comprising 0-25 modified nucleotides, each sequence comprising at least two differently modified nucleotides;

each N_b' independently represents an oligonucleotide sequence comprising 0-10 modified nucleotides;

each n_p' and n_q' independently represent an overhang nucleotide;

wherein N_b' and Y' do not have the same modification;

and

X'X'X', Y'Y'Y' and Z'Z'Z' each independently represent one motif of three identical modifications on three consecutive nucleotides.

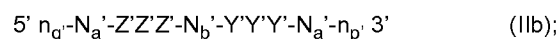
[0155] In one implementation, the N_a' and/or N_b' comprise modifications of alternating pattern.

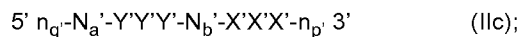
[0156] The Y'Y'Y' motif occurs at or near the cleavage site of the antisense strand. For example, when the RNAi agent has a duplex region of 17-23nucleotidein length, the Y'Y'Y' motif can occur at positions 9, 10, 11;10, 11, 12; 11, 12, 13; 12, 13, 14 ; or 13, 14, 15 of the antisense strand, with the count starting from the 1st nucleotide, from the 5'-end; or optionally, the count starting at the 1st paired nucleotide within the duplex region, from the 5'- end. Preferably, the Y'Y'Y' motif occurs at positions 11, 12, 13.

[0157] In one implementation, Y'Y'Y' motif is all 2'-OMe modified nucleotides.

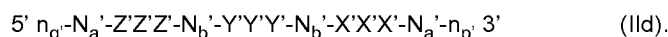
[0158] In one implementation, k is 1 and l is 0, or k is 0 and l is 1, or both k and l are 1.

[0159] The antisense strand can therefore be represented by the following formulas:





or

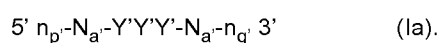


[0160] When the antisense strand is represented by formula (IIb), N_b' represents an oligonucleotide sequence comprising 0-10, 0-7, 0-10, 0-7, 0-5, 0-4, 0-2 or 0 modified nucleotides. Each N_a' independently represents an oligonucleotide sequence comprising 2-20, 2-15, or 2-10 modified nucleotides.

[0161] When the antisense strand is represented as formula (IIc), N_b' represents an oligonucleotide sequence comprising 0-10, 0-7, 0-10, 0-7, 0-5, 0-4, 0-2 or 0 modified nucleotides. Each N_a' independently represents an oligonucleotide sequence comprising 2-20, 2-15, or 2-10 modified nucleotides.

[0162] When the antisense strand is represented as formula (IIId), each N_b' independently represents an oligonucleotide sequence comprising 0-10, 0-7, 0-10, 0-7, 0-5, 0-4, 0-2 or 0 modified nucleotides. Each N_a' independently represents an oligonucleotide sequence comprising 2-20, 2-15, or 2-10 modified nucleotides. Preferably, N_b is 0, 1, 2, 3, 4, 5 or 6.

[0163] In other implementations, k is 0 and l is 0 and the antisense strand may be represented by the formula:



[0164] When the antisense strand is represented as formula (IIa), each N_a' independently represents an oligonucleotide sequence comprising 2-20, 2-15, or 2-10 modified nucleotides.

[0165] Each of X' , Y' and Z' may be the same or different from each other.

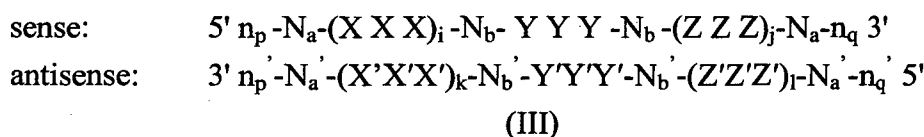
[0166] Each nucleotide of the sense strand and antisense strand may be independently modified with LNA, HNA, CeNA, 2'-methoxyethyl, 2'-O-methyl, 2'-O-allyl, 2'-C-allyl, 2'-hydroxyl, or 2'-fluoro. For example, each nucleotide of the sense strand and antisense strand is independently modified with 2'-O-methyl or 2'-fluoro. Each X , Y , Z , X' , Y' and Z' , in particular, may represent a 2'-O-methyl modification or a 2'-fluoro modification.

[0167] In one implementation, the sense strand of the RNAi agent may contain YYY motif occurring at 9, 10 and 11 positions of the strand when the duplex region is 21 nt, the count starting from the 1st nucleotide from the 5'-end, or optionally, the count starting at the 1st paired nucleotide within the duplex region, from the 5'- end; and Y represents 2'-F modification. The sense strand may additionally contain XXX motif or ZZZ motifs as wing modifications at the opposite end of the duplex region; and XXX and ZZZ each independently represents a 2'-OMe modification or 2'-F modification.

[0168] In one implementation the antisense strand may contain Y'Y'Y' motif occurring at positions 11, 12, 13 of the strand, the count starting from the 1st nucleotide from the 5'-end, or optionally, the count starting at the 1st paired nucleotide within the duplex region, from the 5'- end; and Y' represents 2'-O-methyl modification. The antisense strand may additionally contain X'X'X' motif or Z'Z'Z' motifs as wing modifications at the opposite end of the duplex region; and X'X'X' and Z'Z'Z' each independently represents a 2'-OMe modification or 2'-F modification.

[0169] The sense strand represented by any one of the above formulas (Ia), (Ib), (Ic), and (Id) forms a duplex with a antisense strand being represented by any one of formulas (IIa), (IIb), (IIc), and (IIId), respectively.

[0170] Accordingly, the RNAi agents for use in the described methods may comprise a sense strand and an antisense strand, each strand having 14 to 30 nucleotides, the RNAi duplex represented by formula (III):



wherein:

i , j , k , and l are each independently 0 or 1;

p , p' , q , and q' are each independently 0-6;

each N_a and N_a' independently represents an oligonucleotide sequence comprising 0-25 modified nucleotides, each sequence comprising at least two differently modified nucleotides;

each N_b and N_b' independently represents an oligonucleotide sequence comprising 0-10 modified nucleotides;

wherein

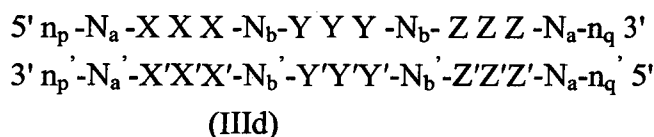
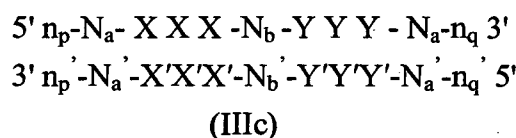
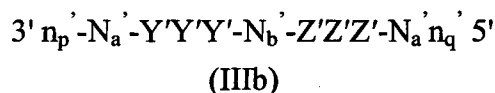
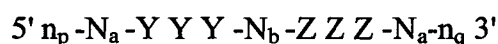
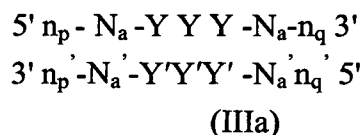
each n_p , n_p' , n_q , and n_q' , each of which may or may not be present, independently represents an overhang nucleotide;

and

XXX, YYY, ZZZ, X'X'X', Y'Y'Y', and Z'Z'Z' each independently represent one motif of three identical modifications on three consecutive nucleotides.

[0171] In one embodiment, i is 0 and j is 0; or i is 1 and j is 0; or i is 0 and j is 1; or both i and j are 0; or both i and j are 1. In another embodiment, k is 0 and l is 0; or k is 1 and l is 0; k is 0 and l is 1; or both k and l are 0; or both k and l are 1.

[0172] Exemplary combinations of the sense strand and antisense strand forming a RNAi duplex include the formulas below:



[0173] When the RNAi agent is represented by formula (IIIa), each N_a independently represents an oligonucleotide sequence comprising 2-20, 2-15, or 2-10 modified nucleotides.

[0174] When the RNAi agent is represented by formula (IIIb), each N_b independently represents an oligonucleotide sequence comprising 1-10, 1-7, 1-5 or 1-4 modified nucleotides. Each N_a independently represents an oligonucleotide sequence comprising 2-20, 2-15, or 2-10 modified nucleotides.

[0175] When the RNAi agent is represented as formula (IIIc), each N_b , N_b' independently represents an oligonucleotide sequence comprising 0-10, 0-7, 0-10, 0-7, 0-5, 0-4, 0-2 or 0 modified nucleotides. Each N_a independently represents an oligonucleotide sequence comprising 2-20, 2-15, or 2-10 modified nucleotides.

[0176] When the RNAi agent is represented as formula (III d), each N_b , N_b' independently represents an oligonucleotide sequence comprising 0-10, 0-7, 0-10, 0-7, 0-5, 0-4, 0-2 or 0 modified nucleotides. Each N_a , N_a' independently represents an oligonucleotide sequence comprising 2-20, 2-15, or 2-10 modified nucleotides. Each of N_a , N_a' , N_b and N_b' independently comprises modifications of alternating pattern.

[0177] Each of X, Y and Z in formulas (III), (IIIa), (IIIb), (IIIc), and (III d) may be the same or different from each other.

[0178] When the RNAi agent is represented by formula (III), (IIIa), (IIIb), (IIIc), and (III d), at least one of the Y nucleotides may form a base pair with one of the Y' nucleotides. Alternatively, at least two of the Y nucleotides form base pairs with the corresponding Y' nucleotides; or all three of the Y nucleotides all form base pairs with the corresponding Y' nucleotides.

[0179] When the RNAi agent is represented by formula (IIIb) or (III d), at least one of the Z nucleotides may form a base pair with one of the Z' nucleotides. Alternatively, at least two of the Z nucleotides form base pairs with the corresponding Z' nucleotides; or all three of the Z nucleotides all form base pairs with the corresponding Z' nucleotides.

[0180] When the RNAi agent is represented as formula (IIIc) or (III d), at least one of the X nucleotides may form a base pair with one of the X' nucleotides. Alternatively, at least two of the X nucleotides form base pairs with the corresponding X' nucleotides; or all three of the X nucleotides all form base pairs with the corresponding X' nucleotides.

[0181] In one implementation, the modification on the Y nucleotide is different than the modification on the Y' nucleotide,

the modification on the Z nucleotide is different than the modification on the Z' nucleotide, and/or the modification on the X nucleotide is different than the modification on the X' nucleotide.

[0182] In one implementation, when the RNAi agent is represented by formula (IIIId), the N_a modifications are 2'-O-methyl or 2'-fluoro modifications. In another embodiment, when the RNAi agent is represented by formula (IIIId), the N_a modifications are 2'-O-methyl or 2'-fluoro modifications and n_p' > 0 and at least one n_p' is linked to a neighboring nucleotide via a phosphorothioate linkage. In yet another embodiment, when the RNAi agent is represented by formula (IIIId), the N_a modifications are 2'-O-methyl or 2'-fluoro modifications, n_p' > 0 and at least one n_p' is linked to a neighboring nucleotide via phosphorothioate linkage, and the sense strand is conjugated to one or more GalNAc derivatives attached through a bivalent or trivalent branched linker. In another embodiment, when the RNAi agent is represented by formula (IIIId), the N_a modifications are 2'-O-methyl or 2'-fluoro modifications, n_p' > 0 and at least one n_p' is linked to a neighboring nucleotide via phosphorothioate linkage, the sense strand comprises at least one phosphorothioate linkage, and the sense strand is conjugated to one or more GalNAc derivatives attached through a bivalent or trivalent branched linker.

[0183] In one implementation, when the RNAi agent is represented by formula (IIIa), the N_a modifications are 2'-O-methyl or 2'-fluoro modifications, n_p' > 0 and at least one n_p' is linked to a neighboring nucleotide via phosphorothioate linkage, the sense strand comprises at least one phosphorothioate linkage, and the sense strand is conjugated to one or more GalNAc derivatives attached through a bivalent or trivalent branched linker.

[0184] In one implementation, the RNAi agent is a multimer containing at least two duplexes represented by formula (III), (IIIa), (IIIb), (IIIc), and (IIIId), wherein the duplexes are connected by a linker. The linker can be cleavable or non-cleavable. Optionally, the multimer further comprises a ligand. Each of the duplexes can target the same gene or two different genes; or each of the duplexes can target same gene at two different target sites.

[0185] In one implementation, the RNAi agent is a multimer containing three, four, five, six or more duplexes represented by formula (III), (IIIa), (IIIb), (IIIc), and (IIIId), wherein the duplexes are connected by a linker. The linker can be cleavable or non-cleavable. Optionally, the multimer further comprises a ligand. Each of the duplexes can target the same gene or two different genes; or each of the duplexes can target same gene at two different target sites.

[0186] In one implementation, two RNAi agents represented by formula (III), (IIIa), (IIIb), (IIIc), and (IIIId) are linked to each other at the 5' end, and one or both of the 3' ends and are optionally conjugated to a ligand. Each of the agents can target the same gene or two different genes; or each of the agents can target same gene at two different target sites.

[0187] Various publications describe multimeric RNAi agents that can be used in the methods of the invention. Such publications include WO2007/091269, US Patent No. 7858769, WO2010/141511, WO2007/117686, WO2009/014887 and WO2011/031520 the entire contents of each of which are hereby incorporated herein by reference.

[0188] The RNAi agent that contains conjugations of one or more carbohydrate moieties to a RNAi agent can optimize one or more properties of the RNAi agent. In many cases, the carbohydrate moiety will be attached to a modified subunit of the RNAi agent. For example, the ribose sugar of one or more ribonucleotide subunits of a dsRNA agent can be replaced with another moiety, e.g., a non-carbohydrate (preferably cyclic) carrier to which is attached a carbohydrate ligand. A ribonucleotide subunit in which the ribose sugar of the subunit has been so replaced is referred to herein as a ribose replacement modification subunit (RRMS). A cyclic carrier may be a carbocyclic ring system, *i.e.*, all ring atoms are carbon atoms, or a heterocyclic ring system, *i.e.*, one or more ring atoms may be a heteroatom, e.g., nitrogen, oxygen, sulfur. The cyclic carrier may be a monocyclic ring system, or may contain two or more rings, e.g. fused rings. The cyclic carrier may be a fully saturated ring system, or it may contain one or more double bonds.

[0189] The ligand may be attached to the polynucleotide via a carrier. The carriers include (i) at least one "backbone attachment point," preferably two "backbone attachment points" and (ii) at least one "tethering attachment point." A "backbone attachment point" as used herein refers to a functional group, e.g. a hydroxyl group, or generally, a bond available for, and that is suitable for incorporation of the carrier into the backbone, e.g., the phosphate, or modified phosphate, e.g., sulfur containing, backbone, of a ribonucleic acid. A "tethering attachment point" (TAP) in some embodiments refers to a constituent ring atom of the cyclic carrier, e.g., a carbon atom or a heteroatom (distinct from an atom which provides a backbone attachment point), that connects a selected moiety. The moiety can be, e.g., a carbohydrate, e.g. monosaccharide, disaccharide, trisaccharide, tetrasaccharide, oligosaccharide and polysaccharide. Optionally, the selected moiety is connected by an intervening tether to the cyclic carrier. Thus, the cyclic carrier will often include a functional group, e.g., an amino group, or generally, provide a bond, that is suitable for incorporation or tethering of another chemical entity, e.g., a ligand to the constituent ring.

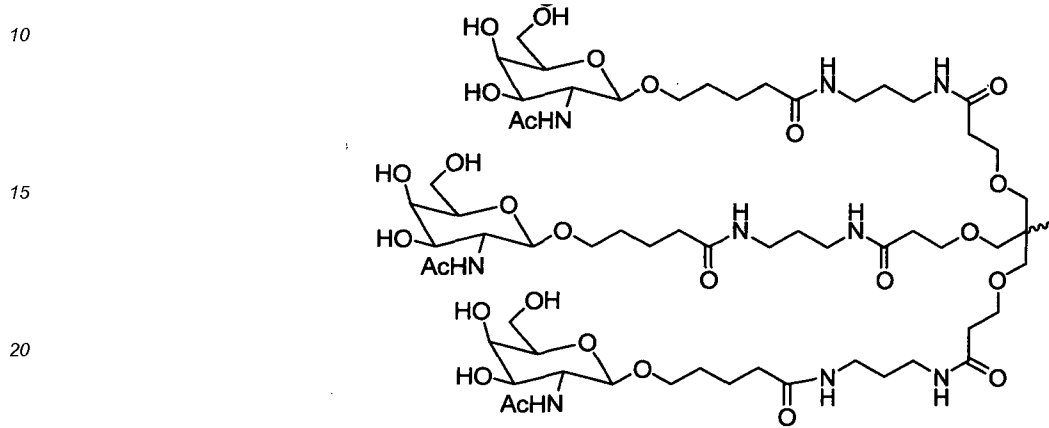
[0190] The RNAi agents may be conjugated to a ligand *via* a carrier, wherein the carrier can be cyclic group or acyclic group; preferably, the cyclic group is selected from pyrrolidinyl, pyrazolinyl, pyrazolidinyl, imidazolinyl, imidazolidinyl, piperidinyl, piperazinyl, [1,3]dioxolane, oxazolidinyl, isoxazolidinyl, morpholinyl, thiazolidinyl, isothiazolidinyl, quinoxalinyl, pyridazinonyl, tetrahydrofuryl and decalin; preferably, the acyclic group is selected from serinol backbone or diethanolamine backbone.

[0191] In certain specific implementations, the RNAi agent for use in the methods of the invention is an agent selected from the group of agents listed in Table 1 and Table 2.

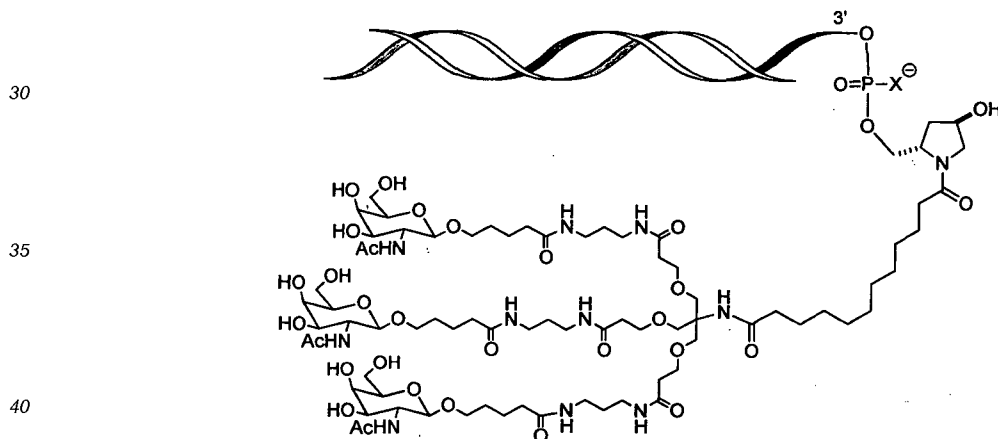
[0192] These agents may further comprise a ligand.

A. Ligands

[0193] The double-stranded RNA (dsRNA) agents may optionally be conjugated to one or more ligands. The ligand can be attached to the sense strand, antisense strand or both strands, at the 3'-end, 5'-end or both ends. For instance, the ligand may be conjugated to the sense strand. In preferred embodiments, the ligand is conjugated to the 3'-end of the sense strand. In one preferred embodiment, the ligand is a GalNAc ligand. In particularly preferred embodiments, the ligand is GalNAc₃:



[0194] In some embodiments, the ligand, e.g., GalNAc ligand, is attached to the 3' end of the RNAi agent. In one embodiment, the RNAi agent is conjugated to the ligand, e.g., GalNAc ligand, as shown in the following schematic



wherein X is O or S. In one implementation, X is O.

[0195] A wide variety of entities can be coupled to the RNAi agents of the present invention. Preferred moieties are ligands, which are coupled, preferably covalently, either directly or indirectly *via* an intervening tether.

[0196] In preferred implementations, a ligand alters the distribution, targeting or lifetime of the molecule into which it is incorporated. In preferred implementations a ligand provides an enhanced affinity for a selected target, e.g., molecule, cell or cell type, compartment, receptor e.g., a cellular or organ compartment, tissue, organ or region of the body, as, e.g., compared to a species absent such a ligand. Ligands providing enhanced affinity for a selected target are also termed targeting ligands.

[0197] Some ligands can have endosomolytic properties. The endosomolytic ligands promote the lysis of the endosome and/or transport of the composition of the invention, or its components, from the endosome to the cytoplasm of the cell. The endosomolytic ligand may be a polyanionic peptide or peptidomimetic which shows pH-dependent membrane activity and fusogenicity. In one embodiment, the endosomolytic ligand assumes its active conformation at endosomal pH. The "active" conformation is that conformation in which the endosomolytic ligand promotes lysis of the endosome and/or transport of the composition of the invention, or its components, from the endosome to the cytoplasm of the cell. Exemplary endosomolytic ligands include the GALA peptide (Subbarao et al., *Biochemistry*, 1987, 26: 2964-2972), the EALA peptide (Vogel et al., *J. Am. Chem. Soc.*, 1996, 118: 1581-1586), and their derivatives (Turk et al., *Biochem. Biophys. Acta*,

2002, 1559: 56-68). In one embodiment, the endosomolytic component may contain a chemical group (*e.g.*, an amino acid) which will undergo a change in charge or protonation in response to a change in pH. The endosomolytic component may be linear or branched.

[0198] Ligands can improve transport, hybridization, and specificity properties and may also improve nuclease resistance of the resultant natural or modified oligoribonucleotide, or a polymeric molecule comprising any combination of monomers described herein and/or natural or modified ribonucleotides.

[0199] Ligands in general can include therapeutic modifiers, *e.g.*, for enhancing uptake; diagnostic compounds or reporter groups *e.g.*, for monitoring distribution; cross-linking agents; and nuclease-resistance conferring moieties. General examples include lipids, steroids, vitamins, sugars, proteins, peptides, polyamines, and peptide mimics.

[0200] Ligands can include a naturally occurring substance, such as a protein (*e.g.*, human serum albumin (HSA), low-density lipoprotein (LDL), high-density lipoprotein (HDL), or globulin); a carbohydrate (*e.g.*, a dextran, pullulan, chitin, chitosan, inulin, cyclodextrin or hyaluronic acid); or a lipid. The ligand may also be a recombinant or synthetic molecule, such as a synthetic polymer, *e.g.*, a synthetic polyamino acid, an oligonucleotide (*e.g.*, an aptamer). Examples of polyamino acids include polyamino acid is a polylysine (PLL), poly L-aspartic acid, poly L-glutamic acid, styrene-maleic acid anhydride copolymer, poly(L-lactide-co-glycolid) copolymer, divinyl ether-maleic anhydride copolymer, N-(2-hydroxypropyl)methacrylamide copolymer (HMPA), polyethylene glycol (PEG), polyvinyl alcohol (PVA), polyurethane, poly(2-ethylacrylic acid), N-isopropylacrylamide polymers, or polyphosphazine. Example of polyamines include: polyethylenimine, polylysine (PLL), spermine, spermidine, polyamine, pseudopeptide-polyamine, peptidomimetic polyamine, dendrimer polyamine, arginine, amidine, protamine, cationic lipid, cationic porphyrin, quaternary salt of a polyamine, or an alpha helical peptide.

[0201] Ligands can also include targeting groups, *e.g.*, a cell or tissue targeting agent, *e.g.*, a lectin, glycoprotein, lipid or protein, *e.g.*, an antibody, that binds to a specified cell type such as a kidney cell. A targeting group can be a thyrotropin, melanotropin, lectin, glycoprotein, surfactant protein A, Mucin carbohydrate, multivalent lactose, multivalent galactose, N-acetyl-galactosamine, N-acetyl-gulucosamine multivalent mannose, multivalent fucose, glycosylated polyaminoacids, multivalent galactose, transferrin, bisphosphonate, polyglutamate, polyaspartate, a lipid, cholesterol, a steroid, bile acid, folate, vitamin B12, biotin, an RGD peptide, an RGD peptide mimetic or an aptamer.

[0202] Other examples of ligands include dyes, intercalating agents (*e.g.*, acridines), crosslinkers (*e.g.*, psoralene, mitomycin C), porphyrins (TPPC4, texaphyrin, Sapphyrin), polycyclic aromatic hydrocarbons (*e.g.*, phenazine, dihydrophenazine), artificial endonucleases or a chelator (*e.g.*, EDTA), lipophilic molecules, *e.g.*, cholesterol, cholic acid, adamantane acetic acid, 1-pyrene butyric acid, dihydrotestosterone, 1,3-Bis-O(hexadecyl)glycerol, geranyloxyhexyl group, hexadecylglycerol, borneol, menthol, 1,3-propanediol, heptadecyl group, palmitic acid, myristic acid, O3-(oleoyl)lithocholic acid, O3-(oleoyl)cholenic acid, dimethoxytrityl, or phenoxazine) and peptide conjugates (*e.g.*, antennapedia peptide, Tat peptide), alkylating agents, phosphate, amino, mercapto, PEG (*e.g.*, PEG-40K), MPEG, [MPEG]₂, polyamino, alkyl, substituted alkyl, radiolabeled markers, enzymes, haptens (*e.g.*, biotin), transport/absorption facilitators (*e.g.*, aspirin, vitamin E, folic acid), synthetic ribonucleases (*e.g.*, imidazole, bisimidazole, histamine, imidazole clusters, acridine-imidazole conjugates, Eu³⁺ complexes of tetraazamacrocycles), dinitrophenyl, HRP, or AP.

[0203] Ligands can be proteins, *e.g.*, glycoproteins, or peptides, *e.g.*, molecules having a specific affinity for a co-ligand, or antibodies *e.g.*, an antibody, that binds to a specified cell type such as a cancer cell, endothelial cell, or bone cell. Ligands may also include hormones and hormone receptors. They can also include non-peptidic species, such as lipids, lectins, carbohydrates, vitamins, cofactors, multivalent lactose, multivalent galactose, N-acetyl-galactosamine, N-acetyl-gulucosamine multivalent mannose, multivalent fucose, or aptamers. The ligand can be, for example, a lipopolysaccharide, an activator of p38 MAP kinase, or an activator of NF- κ B.

[0204] The ligand can be a substance, *e.g.*, a drug, which can increase the uptake of the iRNA agent into the cell, for example, by disrupting the cell's cytoskeleton, *e.g.*, by disrupting the cell's microtubules, microfilaments, and/or intermediate filaments. The drug can be, for example, taxon, vincristine, vinblastine, cytochalasin, nocodazole, japlakinolide, latrunculin A, phalloidin, swinholide A, indanocine, or myoservin.

[0205] The ligand can increase the uptake of the oligonucleotide into the cell by, for example, activating an inflammatory response. Exemplary ligands that would have such an effect include tumor necrosis factor alpha (TNF α), interleukin-1 beta, or gamma interferon.

[0206] In one aspect, the ligand is a lipid or lipid-based molecule. Such a lipid or lipid-based molecule preferably binds a serum protein, *e.g.*, human serum albumin (HSA). An HSA binding ligand allows for distribution of the conjugate to a target tissue, *e.g.*, a non-kidney target tissue of the body. For example, the target tissue can be the liver, including parenchymal cells of the liver. Other molecules that can bind HSA can also be used as ligands. For example, naproxen or aspirin can be used. A lipid or lipid-based ligand can (a) increase resistance to degradation of the conjugate, (b) increase targeting or transport into a target cell or cell membrane, and/or (c) can be used to adjust binding to a serum protein, *e.g.*, HSA.

[0207] A lipid based ligand can be used to modulate, *e.g.*, control the binding of the conjugate to a target tissue. For example, a lipid or lipid-based ligand that binds to HSA more strongly will be less likely to be targeted to the kidney and

therefore less likely to be cleared from the body. A lipid or lipid-based ligand that binds to HSA less strongly can be used to target the conjugate to the kidney.

[0208] In a preferred implementation, the lipid based ligand binds HSA. Preferably, it binds HSA with a sufficient affinity such that the conjugate will be preferably distributed to a non-kidney tissue. However, it is preferred that the affinity not be so strong that the HSA-ligand binding cannot be reversed.

[0209] In another preferred implementation, the lipid based ligand binds HSA weakly or not at all, such that the conjugate will be preferably distributed to the kidney. Other moieties that target to kidney cells can also be used in place of or in addition to the lipid based ligand.

[0210] In another aspect, the ligand is a moiety, *e.g.*, a vitamin, which is taken up by a target cell, *e.g.*, a proliferating cell. These are particularly useful for treating disorders characterized by unwanted cell proliferation, *e.g.*, of the malignant or non-malignant type, *e.g.*, cancer cells. Exemplary vitamins include vitamin A, E, and K. Other exemplary vitamins include B vitamins, *e.g.*, folic acid, B12, riboflavin, biotin, pyridoxal or other vitamins or nutrients taken up by cancer cells. Also included are HAS, low density lipoprotein (LDL) and high-density lipoprotein (HDL).

[0211] In another aspect, the ligand is a cell-permeation agent, preferably a helical cell-permeation agent. Preferably, the agent is amphipathic. An exemplary agent is a peptide such as tat or antennopodia. If the agent is a peptide, it can be modified, including a peptidylmimetic, invertomers, non-peptide or pseudo-peptide linkages, and use of D-amino acids. The helical agent is preferably an alpha-helical agent, which preferably has a lipophilic and a lipophobic phase.

[0212] The ligand can be a peptide or peptidomimetic. A peptidomimetic (also referred to herein as an oligopeptidomimetic) is a molecule capable of folding into a defined three-dimensional structure similar to a natural peptide. The peptide or peptidomimetic moiety can be about 5-50 amino acids long, *e.g.*, about 5, 10, 15, 20, 25, 30, 35, 40, 45, or 50 amino acids long. A peptide or peptidomimetic can be, for example, a cell permeation peptide, cationic peptide, amphipathic peptide, or hydrophobic peptide (*e.g.*, consisting primarily of Tyr, Trp or Phe). The peptide moiety can be a dendrimer peptide, constrained peptide or crosslinked peptide. In another alternative, the peptide moiety can include a hydrophobic membrane translocation sequence (MTS). An exemplary hydrophobic MTS-containing peptide is RFGF having the amino acid sequence AAVALLPAVLLALLAP (SEQ ID NO: 1). An RFGF analogue (*e.g.*, amino acid sequence AALLPVLLAAP (SEQ ID NO: 2)) containing a hydrophobic MTS can also be a targeting moiety. The peptide moiety can be a "delivery" peptide, which can carry large polar molecules including peptides, oligonucleotides, and protein across cell membranes. For example, sequences from the HIV Tat protein (GRKKRRQRRRPPQ (SEQ ID NO: 3)) and the Drosophila Antennapedia protein (RQIKIWFQNRRMKWKK (SEQ ID NO: 4)) have been found to be capable of functioning as delivery peptides. A peptide or peptidomimetic can be encoded by a random sequence of DNA, such as a peptide identified from a phage-display library, or one-bead-one-compound (OBOC) combinatorial library (Lam et al., Nature, 354:82-84, 1991). Preferably the peptide or peptidomimetic tethered to an iRNA agent via an incorporated monomer unit is a cell targeting peptide such as an arginine-glycine-aspartic acid (RGD)-peptide, or RGD mimic. A peptide moiety can range in length from about 5 amino acids to about 40 amino acids. The peptide moieties can have a structural modification, such as to increase stability or direct conformational properties. Any of the structural modifications described below can be utilized. An RGD peptide moiety can be used to target a tumor cell, such as an endothelial tumor cell or a breast cancer tumor cell (Zitzmann et al., Cancer Res., 62:5139-43, 2002). An RGD peptide can facilitate targeting of an iRNA agent to tumors of a variety of other tissues, including the lung, kidney, spleen, or liver (Aoki et al., Cancer Gene Therapy 8:783-787, 2001). Preferably, the RGD peptide will facilitate targeting of an iRNA agent to the kidney. The RGD peptide can be linear or cyclic, and can be modified, *e.g.*, glycosylated or methylated to facilitate targeting to specific tissues. For example, a glycosylated RGD peptide can deliver an iRNA agent to a tumor cell expressing $\alpha_V\beta_3$ (Haubner et al., Jour. Nucl. Med., 42:326-336, 2001). Peptides that target markers enriched in proliferating cells can be used. For example, RGD containing peptides and peptidomimetics can target cancer cells, in particular cells that exhibit an integrin. Thus, one could use RGD peptides, cyclic peptides containing RGD, RGD peptides that include D-amino acids, as well as synthetic RGD mimics. In addition to RGD, one can use other moieties that target the integrin ligand. Generally, such ligands can be used to control proliferating cells and angiogenesis. Preferred conjugates of this type of ligand target PECAM-1, VEGF, or other cancer gene, *e.g.*, a cancer gene described herein.

[0213] A "cell permeation peptide" is capable of permeating a cell, *e.g.*, a microbial cell, such as a bacterial or fungal cell, or a mammalian cell, such as a human cell. A microbial cell-permeating peptide can be, for example, an α -helical linear peptide (*e.g.*, LL-37 or Ceropin P1), a disulfide bond-containing peptide (*e.g.*, α -defensin, β -defensin or bactenecin), or a peptide containing only one or two dominating amino acids (*e.g.*, PR-39 or indolicidin). A cell permeation peptide can also include a nuclear localization signal (NLS). For example, a cell permeation peptide can be a bipartite amphipathic peptide, such as MPG, which is derived from the fusion peptide domain of HIV-1 gp41 and the NLS of SV40 large T antigen (Simeoni et al., Nucl. Acids Res. 31:2717-2724, 2003).

[0214] In one implementation, a targeting peptide can be an amphipathic α -helical peptide. Exemplary amphipathic α -helical peptides include, but are not limited to, cecropins, lycotoxins, paradaxins, buforin, CPF, bombinin-like peptide (BLP), cathelicidins, ceratotoxins, *S. clava* peptides, hagfish intestinal antimicrobial peptides (HFIAPs), magainines, brevinins-2, dermaseptins, melittins, pleurocidin, H₂A peptides, Xenopus peptides, esculentinis-1, and caerins. A number

of factors will preferably be considered to maintain the integrity of helix stability. For example, a maximum number of helix stabilization residues will be utilized (e.g., leu, ala, or lys), and a minimum number helix destabilization residues will be utilized (e.g., proline, or cyclic monomeric units. The capping residue will be considered (for example Gly is an exemplary N-capping residue and/or C-terminal amidation can be used to provide an extra H-bond to stabilize the helix. Formation of salt bridges between residues with opposite charges, separated by $i \pm 3$, or $i \pm 4$ positions can provide stability. For example, cationic residues such as lysine, arginine, homo-arginine, ornithine or histidine can form salt bridges with the anionic residues glutamate or aspartate.

[0215] Peptide and peptidomimetic ligands include those having naturally occurring or modified peptides, e.g., D or L peptides; α , β , or γ peptides; N-methyl peptides; azapeptides; peptides having one or more amide, i.e., peptide, linkages replaced with one or more urea, thiourea, carbamate, or sulfonyl urea linkages; or cyclic peptides.

[0216] The targeting ligand can be any ligand that is capable of targeting a specific receptor. Examples are: folate, GalNAc, galactose, mannose, mannose-6P, clusters of sugars such as GalNAc cluster, mannose cluster, galactose cluster, or an aptamer. A cluster is a combination of two or more sugar units. The targeting ligands also include integrin receptor ligands, Chemokine receptor ligands, transferrin, biotin, serotonin receptor ligands, PSMA, endothelin, GCP II, somatostatin, LDL and HDL ligands. The ligands can also be based on nucleic acid, e.g., an aptamer. The aptamer can be unmodified or have any combination of modifications disclosed herein.

[0217] Endosomal release agents include imidazoles, poly or oligoimidazoles, PEIs, peptides, fusogenic peptides, polycarboxylates, polyacations, masked oligo or poly cations or anions, acetals, polyacetals, ketals/polyketyals, orthoesters, polymers with masked or unmasked cationic or anionic charges, dendrimers with masked or unmasked cationic or anionic charges.

[0218] PK modulator stands for pharmacokinetic modulator. PK modulators include lipophiles, bile acids, steroids, phospholipid analogues, peptides, protein binding agents, PEG, vitamins etc. Exemplary PK modulators include, but are not limited to, cholesterol, fatty acids, cholic acid, lithocholic acid, dialkylglycerides, diacylglyceride, phospholipids, sphingolipids, naproxen, ibuprofen, vitamin E, biotin etc. Oligonucleotides that comprise a number of phosphorothioate linkages are also known to bind to serum protein, thus short oligonucleotides, e.g., oligonucleotides of about 5 bases, 10 bases, 15 bases or 20 bases, comprising multiple phosphorothioate linkages in the backbone are also amenable to the present invention as ligands (e.g., as PK modulating ligands).

[0219] In addition, aptamers that bind serum components (e.g., serum proteins) are also amenable to the present invention as PK modulating ligands.

[0220] Other ligand conjugates amenable to the invention are described in U.S. Patent Applications USSN: 10/916,185, filed August 10, 2004; USSN: 10/946,873, filed September 21, 2004; USSN: 10/833,934, filed August 3, 2007; USSN: 11/115,989 filed April 27, 2005 and USSN: 11/944,227 filed November 21, 2007.

[0221] When two or more ligands are present, the ligands can all have same properties, all have different properties or some ligands have the same properties while others have different properties. For example, a ligand can have targeting properties, have endosomolytic activity or have PK modulating properties. In a preferred embodiment, all the ligands have different properties.

[0222] Ligands can be coupled to the oligonucleotides at various places, for example, 3'-end, 5'-end, and/or at an internal position. In preferred embodiments, the ligand is attached to the oligonucleotides via an intervening tether, e.g., a carrier described herein. The ligand or tethered ligand may be present on a monomer when the monomer is incorporated into the growing strand. In some embodiments, the ligand may be incorporated via coupling to a "precursor" monomer after the "precursor" monomer has been incorporated into the growing strand. For example, a monomer having, e.g., an amino-terminated tether (i.e., having no associated ligand), e.g., TAP-(CH₂)_nNH₂ maybe incorporated into a growing oligonucleotide strand. In a subsequent operation, i.e., after incorporation of the precursor monomer into the strand, a ligand having an electrophilic group, e.g., a pentafluorophenyl ester or aldehyde group, can subsequently be attached to the precursor monomer by coupling the electrophilic group of the ligand with the terminal nucleophilic group of the precursor monomer's tether.

[0223] In another example, a monomer having a chemical group suitable for taking part in Click Chemistry reaction may be incorporated, e.g., an azide or alkyne terminated tether/linker. In a subsequent operation, i.e., after incorporation of the precursor monomer into the strand, a ligand having complementary chemical group, e.g. an alkyne or azide can be attached to the precursor monomer by coupling the alkyne and the azide together.

[0224] For double-stranded oligonucleotides, ligands can be attached to one or both strands. In some embodiments, a double-stranded iRNA agent contains a ligand conjugated to the sense strand. In other embodiments, a double-stranded iRNA agent contains a ligand conjugated to the antisense strand.

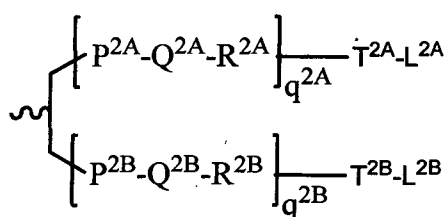
[0225] In some implementations, ligand can be conjugated to nucleobases, sugar moieties, or internucleosidic linkages of nucleic acid molecules. Conjugation to purine nucleobases or derivatives thereof can occur at any position including, endocyclic and exocyclic atoms. In some embodiments, the 2-, 6-, 7-, or 8-positions of a purine nucleobase are attached to a conjugate moiety. Conjugation to pyrimidine nucleobases or derivatives thereof can also occur at any position. In some embodiments, the 2-, 5-, and 6-positions of a pyrimidine nucleobase can be substituted with a conjugate moiety.

Conjugation to sugar moieties of nucleosides can occur at any carbon atom. Example carbon atoms of a sugar moiety that can be attached to a conjugate moiety include the 2', 3', and 5' carbon atoms. The 1' position can also be attached to a conjugate moiety, such as in an abasic residue. Internucleosidic linkages can also bear conjugate moieties. For phosphorus-containing linkages (e.g., phosphodiester, phosphorothioate, phosphorodithioate, phosphoramidate, and the like), the conjugate moiety can be attached directly to the phosphorus atom or to an O, N, or S atom bound to the phosphorus atom. For amine- or amide-containing internucleosidic linkages (e.g., PNA), the conjugate moiety can be attached to the nitrogen atom of the amine or amide or to an adjacent carbon atom.

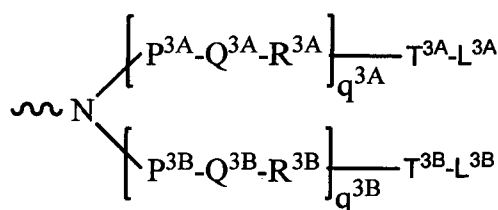
[0226] Any suitable ligand in the field of RNA interference may be used, although the ligand is typically a carbohydrate e.g. monosaccharide (such as GalNAc), disaccharide, trisaccharide, tetrasaccharide, polysaccharide.

[0227] Linkers that conjugate the ligand to the nucleic acid include those discussed above. For example, the ligand can be one or more GalNAc (*N*-acetylglucosamine) derivatives attached through a bivalent or trivalent branched linker.

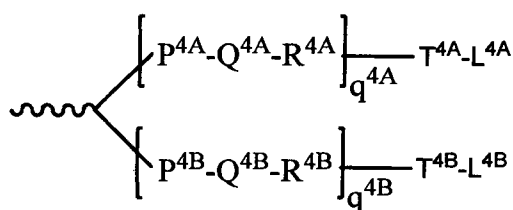
[0228] In one implementation, the dsRNA of the invention is conjugated to a bivalent and trivalent branched linkers include the structures shown in any of formula (IV) - (VII):



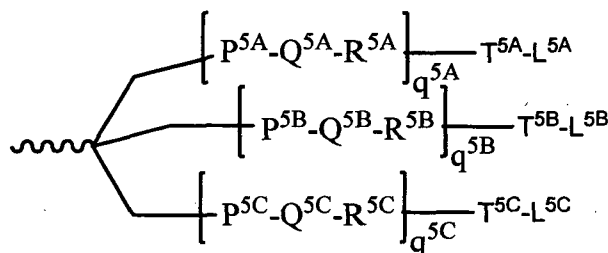
Formula (IV)



Formula (V)



Formula (VI)



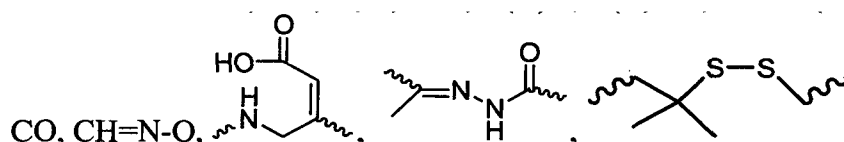
Formula (VII)

wherein:

q^{2A} , q^{2B} , q^{3A} , q^{3B} , q^{4A} , q^{4B} , q^{5A} , q^{5B} and q^{5C} represent independently for each occurrence 0-20 and wherein the repeating unit can be the same or different; P^{2A} , P^{2B} , P^{3A} , P^{3B} , P^{4A} , P^{4B} , P^{5A} , P^{5B} , P^{5C} , T^{2A} , T^{2B} , T^{3A} , T^{3B} , T^{4A} , T^{4B} , T^{5A} , T^{5B} , T^{5C} are each independently for each occurrence absent, CO, NH, O, S, OC(O), NHC(O), CH₂, CH₂NH or CH₂O;

Q^{2A} , Q^{2B} , Q^{3A} , Q^{3B} , Q^{4A} , Q^{4B} , Q^{5A} , Q^{5B} , Q^{5C} are independently for each occurrence absent, alkylene, substituted alkylene wherein one or more methylenes can be interrupted or terminated by one or more of O, S, S(O), SO₂, N(R^N), C(R')=C(R''), C=C or C(O);

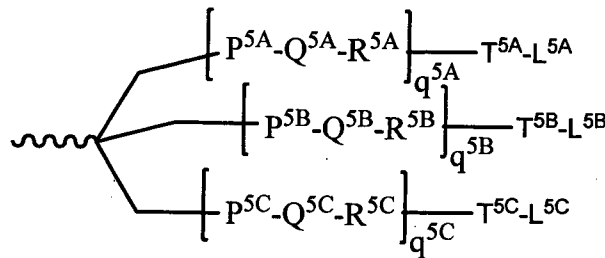
R^{2A} , R^{2B} , R^{3A} , R^{3B} , R^{4A} , R^{4B} , R^{5A} , R^{5B} , R^{5C} are each independently for each occurrence absent, NH, O, S, CH₂, C(O)O, C(O)NH, NHCH(R^a)C(O), -C(O)-CH(R^a)-NH-





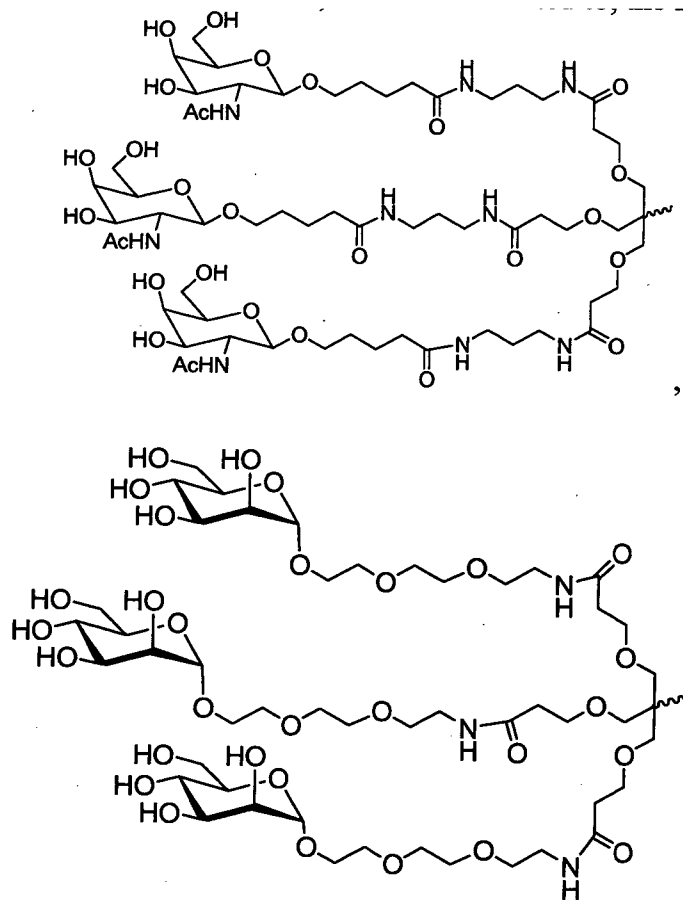
5
 or heterocyclyl;
 L^{2A}, L^{2B}, L^{3A}, L^{3B}, L^{4A}, L^{4B}, L^{5A}, L^{5B} and L^{5C} represent the ligand; *i.e.* each independently for each occurrence a
 monosaccharide (such as GalNAc), disaccharide, trisaccharide, tetrasaccharide, oligosaccharide, or polysaccha-
 10 ride; and
 R^a is H or amino acid side chain.

[0229] Trivalent conjugating GalNAc derivatives are particularly useful for use with RNAi agents for inhibiting the
 expression of a target gene, such as those of formula (VII):

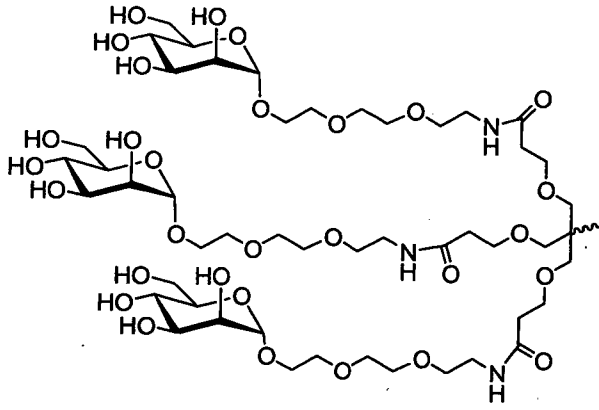


Formula (VII)

wherein L^{5A}, L^{5B} and L^{5C} represent a monosaccharide, such as GalNAc derivative. Examples of suitable bivalent and
 trivalent branched linker groups conjugating GalNAc derivatives include, but are not limited to, the following compounds:



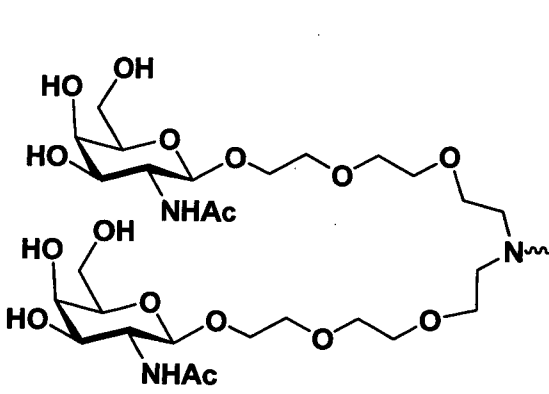
5



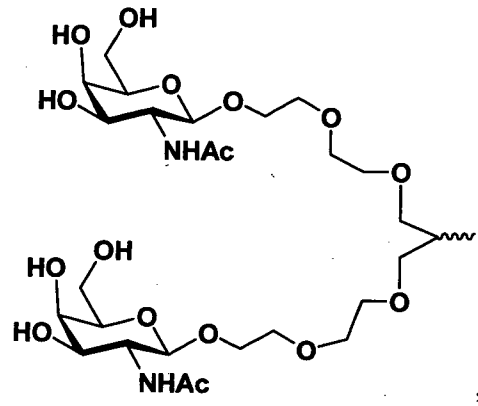
10

15

20

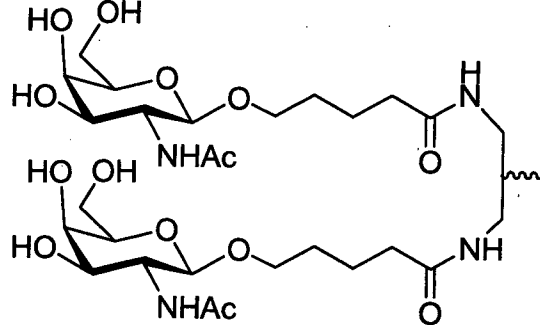


25

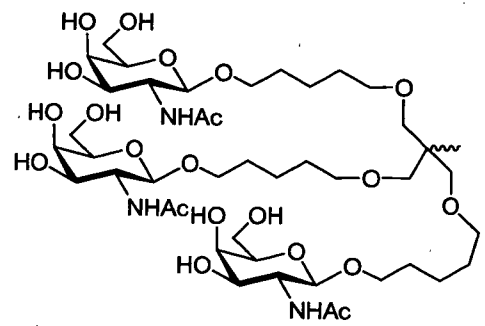


30

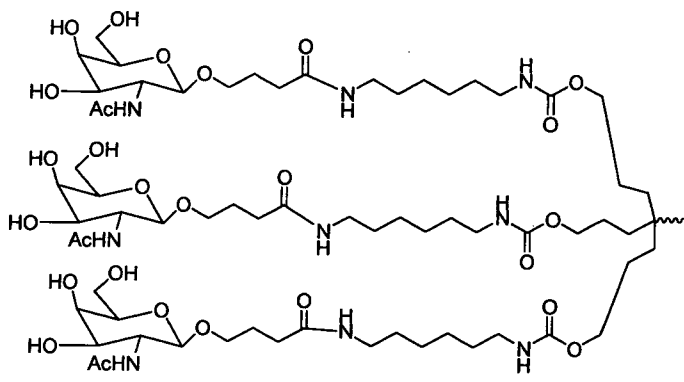
35



40

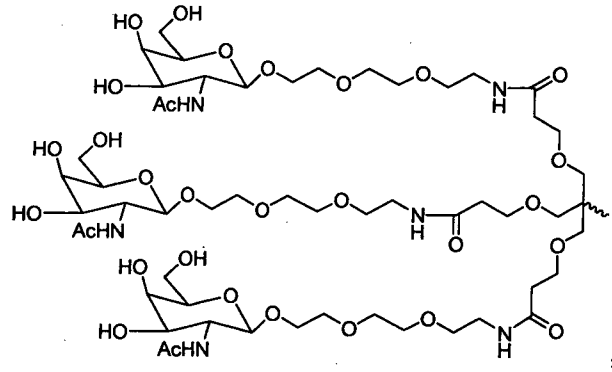


45

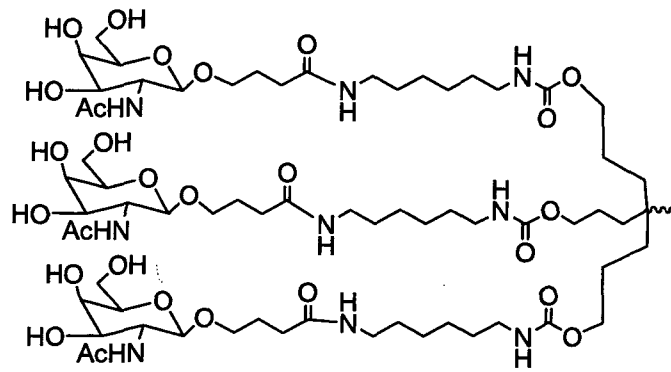


50

55



or



[0230] In other implementations, the RNAi agent for use in the methods of the invention is an agent selected from the group consisting of AD-53815, AD-56663, AD-56658, AD-56676, AD-56666, AD-57928, and AD-60212.

III. Delivery of an iRNA of the Invention

[0231] The delivery of an iRNA agent of the invention to a cell e.g., a cell within a subject, such as a human subject (e.g., a subject in need thereof, such as a subject having a lipid disorder, such as a hyperlipidemia) can be achieved in a number of different ways. For example, delivery may be performed by contacting a cell with an iRNA of the invention either *in vitro* or *in vivo*. *In vivo* delivery may also be performed directly by administering a composition comprising an iRNA, e.g., a dsRNA, to a subject. Alternatively, *in vivo* delivery may be performed indirectly by administering one or more vectors that encode and direct the expression of the iRNA. These alternatives are discussed further below.

[0232] In general, any method of delivering a nucleic acid molecule (*in vitro* or *in vivo*) can be adapted for use with an iRNA of the invention (see e.g., Akhtar S. and Julian RL. (1992) Trends Cell. Biol. 2(5):139-144 and WO94/02595, which are incorporated herein by reference in their entireties). For *in vivo* delivery, factors to consider in order to deliver an iRNA molecule include, for example, biological stability of the delivered molecule, prevention of non-specific effects, and accumulation of the delivered molecule in the target tissue. The non-specific effects of an iRNA can be minimized by local administration, for example, by direct injection or implantation into a tissue or topically administering the preparation. Local administration to a treatment site maximizes local concentration of the agent, limits the exposure of the agent to systemic tissues that can otherwise be harmed by the agent or that can degrade the agent, and permits a lower total dose of the iRNA molecule to be administered. Several studies have shown successful knockdown of gene products when an iRNA is administered locally. For example, intraocular delivery of a VEGF dsRNA by intravitreal injection in cynomolgus monkeys (Tolentino, MJ., et al (2004) Retina 24:132-138) and subretinal injections in mice (Reich, SJ., et al (2003) Mol. Vis. 9:210-216) were both shown to prevent neovascularization in an experimental model of age-related macular degeneration. In addition, direct intratumoral injection of a dsRNA in mice reduces tumor volume (Pille, J., et al (2005) Mol. Ther.11:267-274) and can prolong survival of tumor-bearing mice (Kim, WJ., et al (2006) Mol. Ther. 14:343-350; Li, S., et al (2007) Mol. Ther. 15:515-523). RNA interference has also shown success with local delivery to the CNS by direct injection (Dorn, G., et al. (2004) Nucleic Acids 32:e49; Tan, PH., et al (2005) Gene Ther. 12:59-66; Makimura, H., et al (2002) BMC Neurosci. 3:18; Shishkina, GT., et al (2004) Neuroscience 129:521-528; Thakker, ER., et al (2004) Proc. Natl. Acad. Sci. U.S.A. 101:17270-17275; Akaneya, Y., et al (2005) J. Neurophysiol. 93:594-602) and to the lungs by intranasal administration (Howard, KA., et al (2006) Mol. Ther. 14:476-484; Zhang, X., et al (2004) J.

Biol. Chem. 279:10677-10684; Bitko, V., et al (2005) Nat. Med. 11:50-55). For administering an iRNA systemically for the treatment of a disease, the RNA can be modified or alternatively delivered using a drug delivery system; both methods act to prevent the rapid degradation of the dsRNA by endo- and exo-nucleases *in vivo*. Modification of the RNA or the pharmaceutical carrier can also permit targeting of the iRNA composition to the target tissue and avoid undesirable off-target effects. iRNA molecules can be modified by chemical conjugation to lipophilic groups such as cholesterol to enhance cellular uptake and prevent degradation. For example, an iRNA directed against ApoB conjugated to a lipophilic cholesterol moiety was injected systemically into mice and resulted in knockdown of apoB mRNA in both the liver and jejunum (Soutschek, J., et al (2004) Nature 432:173-178). Conjugation of an iRNA to an aptamer has been shown to inhibit tumor growth and mediate tumor regression in a mouse model of prostate cancer (McNamara, JO., et al (2006) Nat. Biotechnol. 24:1005-1015). In an alternative embodiment, the iRNA can be delivered using drug delivery systems such as a nanoparticle, a dendrimer, a polymer, liposomes, or a cationic delivery system. Positively charged cationic delivery systems facilitate binding of an iRNA molecule (negatively charged) and also enhance interactions at the negatively charged cell membrane to permit efficient uptake of an iRNA by the cell. Cationic lipids, dendrimers, or polymers can either be bound to an iRNA, or induced to form a vesicle or micelle (see *e.g.*, Kim SH., et al (2008) Journal of Controlled Release 129(2):107-116) that encases an iRNA. The formation of vesicles or micelles further prevents degradation of the iRNA when administered systemically. Methods for making and administering cationic- iRNA complexes are well within the abilities of one skilled in the art (see *e.g.*, Sorensen, DR., et al (2003) J. Mol. Biol 327:761-766; Verma, UN., et al (2003) Clin. Cancer Res. 9:1291-1300; Arnold, AS et al (2007) J. Hypertens. 25:197-205, which are incorporated herein by reference in their entirety). Some non-limiting examples of drug delivery systems useful for systemic delivery of iRNAs include DOTAP (Sorensen, DR., *et al* (2003), *supra*; Verma, UN., *et al* (2003), *supra*), Oligofectamine, "solid nucleic acid lipid particles" (Zimmermann, TS., et al (2006) Nature 441:111-114), cardiolipin (Chien, PY., et al (2005) Cancer Gene Ther. 12:321-328; Pal, A., et al (2005) Int J. Oncol. 26:1087-1091), polyethyleneimine (Bonnet ME., et al (2008) Pharm. Res. Aug 16 Epub ahead of print; Aigner, A. (2006) J. Biomed. Biotechnol. 71659), Arg-Gly-Asp (RGD) peptides (Liu, S. (2006) Mol. Pharm. 3:472-487), and polyamidoamines (Tomalia, DA., et al (2007) Biochem. Soc. Trans. 35:61-67; Yoo, H., et al (1999) Pharm. Res. 16:1799-1804). In some implementations, an iRNA forms a complex with cyclodextrin for systemic administration. Methods for administration and pharmaceutical compositions of iRNAs and cyclodextrins can be found in U.S. Patent No. 7,427,605.

A. Vector encoded iRNAs of the Invention

[0233] iRNA targeting the PCSK9 gene can be expressed from transcription units inserted into DNA or RNA vectors (see, *e.g.*, Couture, A, et al., TIG. (1996), 12:5-10; Skillern, A., et al., International PCT Publication No. WO 00/22113, Conrad, International PCT Publication No. WO 00/22114, and Conrad, U.S. Pat. No. 6,054,299). Expression can be transient (on the order of hours to weeks) or sustained (weeks to months or longer), depending upon the specific construct used and the target tissue or cell type. These transgenes can be introduced as a linear construct, a circular plasmid, or a viral vector, which can be an integrating or non-integrating vector. The transgene can also be constructed to permit it to be inherited as an extrachromosomal plasmid (Gassmann, et al., Proc. Natl. Acad. Sci. USA (1995) 92:1292).

[0234] The individual strand or strands of an iRNA can be transcribed from a promoter on an expression vector. Where two separate strands are to be expressed to generate, for example, a dsRNA, two separate expression vectors can be co-introduced (*e.g.*, by transfection or infection) into a target cell. Alternatively each individual strand of a dsRNA can be transcribed by promoters both of which are located on the same expression plasmid. In one embodiment, a dsRNA is expressed as inverted repeat polynucleotides joined by a linker polynucleotide sequence such that the dsRNA has a stem and loop structure.

[0235] iRNA expression vectors are generally DNA plasmids or viral vectors. Expression vectors compatible with eukaryotic cells, preferably those compatible with vertebrate cells, can be used to produce recombinant constructs for the expression of an iRNA as described herein. Eukaryotic cell expression vectors are well known in the art and are available from a number of commercial sources. Typically, such vectors are provided containing convenient restriction sites for insertion of the desired nucleic acid segment. Delivery of iRNA expressing vectors can be systemic, such as by intravenous or intramuscular administration, by administration to target cells ex-planted from the patient followed by reintroduction into the patient, or by any other means that allows for introduction into a desired target cell.

[0236] iRNA expression plasmids can be transfected into target cells as a complex with cationic lipid carriers (*e.g.*, Oligofectamine) or non-cationic lipid-based carriers (*e.g.*, Transit-TKO™). Multiple lipid transfections for iRNA-mediated knockdowns targeting different regions of a target RNA over a period of a week or more are also contemplated by the invention. Successful introduction of vectors into host cells can be monitored using various known methods. For example, transient transfection can be signaled with a reporter, such as a fluorescent marker, such as Green Fluorescent Protein (GFP). Stable transfection of cells *ex vivo* can be ensured using markers that provide the transfected cell with resistance to specific environmental factors (*e.g.*, antibiotics and drugs), such as hygromycin B resistance.

[0237] Viral vector systems which can be utilized with the methods and compositions described herein include, but

are not limited to, (a) adenovirus vectors; (b) retrovirus vectors, including but not limited to lentiviral vectors, moloney murine leukemia virus, *etc.*; (c) adeno-associated virus vectors; (d) herpes simplex virus vectors; (e) SV 40 vectors; (f) polyoma virus vectors; (g) papilloma virus vectors; (h) picornavirus vectors; (i) pox virus vectors such as an orthopox, *e.g.*, vaccinia virus vectors or avipox, *e.g.* canary pox or fowl pox; and (j) a helper-dependent or gutless adenovirus. Replication-defective viruses can also be advantageous. Different vectors will or will not become incorporated into the cells' genome. The constructs can include viral sequences for transfection, if desired. Alternatively, the construct can be incorporated into vectors capable of episomal replication, *e.g.* EPV and EBV vectors. Constructs for the recombinant expression of an iRNA will generally require regulatory elements, *e.g.*, promoters, enhancers, *etc.*, to ensure the expression of the iRNA in target cells. Other aspects to consider for vectors and constructs are further described below.

[0238] Vectors useful for the delivery of an iRNA will include regulatory elements (promoter, enhancer, *etc.*) sufficient for expression of the iRNA in the desired target cell or tissue. The regulatory elements can be chosen to provide either constitutive or regulated/inducible expression.

[0239] Expression of the iRNA can be precisely regulated, for example, by using an inducible regulatory sequence that is sensitive to certain physiological regulators, *e.g.*, circulating glucose levels, or hormones (Docherty et al., 1994, FASEB J. 8:20-24). Such inducible expression systems, suitable for the control of dsRNA expression in cells or in mammals include, for example, regulation by ecdysone, by estrogen, progesterone, tetracycline, chemical inducers of dimerization, and isopropyl-beta-D1 - thiogalactopyranoside (IPTG). A person skilled in the art would be able to choose the appropriate regulatory/promoter sequence based on the intended use of the iRNA transgene.

[0240] Viral vectors that contain nucleic acid sequences encoding an iRNA can be used. For example, a retroviral vector can be used (see Miller et al., Meth. Enzymol. 217:581-599 (1993)). These retroviral vectors contain the components necessary for the correct packaging of the viral genome and integration into the host cell DNA. The nucleic acid sequences encoding an iRNA are cloned into one or more vectors, which facilitate delivery of the nucleic acid into a patient. More detail about retroviral vectors can be found, for example, in Boesen et al., Biotherapy 6:291-302 (1994), which describes the use of a retroviral vector to deliver the *mdr1* gene to hematopoietic stem cells in order to make the stem cells more resistant to chemotherapy. Other references illustrating the use of retroviral vectors in gene therapy are: Clowes et al., J. Clin. Invest. 93:644-651 (1994); Kiem et al., Blood 83:1467-1473 (1994); Salmons and Gunzberg, Human Gene Therapy 4:129-141 (1993); and Grossman and Wilson, Curr. Opin. in Genetics and Devel. 3:110-114 (1993). Lentiviral vectors contemplated for use include, for example, the HIV based vectors described in U.S. Patent Nos. 6,143,520; 5,665,557; and 5,981,276.

[0241] Adenoviruses are also contemplated for use in delivery of iRNAs of the invention. Adenoviruses are especially attractive vehicles, *e.g.*, for delivering genes to respiratory epithelia. Adenoviruses naturally infect respiratory epithelia where they cause a mild disease. Other targets for adenovirus-based delivery systems are liver, the central nervous system, endothelial cells, and muscle. Adenoviruses have the advantage of being capable of infecting non-dividing cells. Kozarsky and Wilson, Current Opinion in Genetics and Development 3:499-503 (1993) present a review of adenovirus-based gene therapy. Bout et al., Human Gene Therapy 5:3-10 (1994) demonstrated the use of adenovirus vectors to transfer genes to the respiratory epithelia of rhesus monkeys. Other instances of the use of adenoviruses in gene therapy can be found in Rosenfeld et al., Science 252:431-434 (1991); Rosenfeld et al., Cell 68:143-155 (1992); Mastrangeli et al., J. Clin. Invest. 91:225-234 (1993); PCT Publication WO94/12649; and Wang, et al., Gene Therapy 2:775-783 (1995). A suitable AV vector for expressing an iRNA featured in the invention, a method for constructing the recombinant AV vector, and a method for delivering the vector into target cells, are described in Xia H et al. (2002), Nat. Biotech. 20: 1006-1010.

[0242] Adeno-associated virus (AAV) vectors may also be used to delivery an iRNA of the invention (Walsh et al., Proc. Soc. Exp. Biol. Med. 204:289-300 (1993); U.S. Pat. No. 5,436,146). In one embodiment, the iRNA can be expressed as two separate, complementary single-stranded RNA molecules from a recombinant AAV vector having, for example, either the U6 or H1 RNA promoters, or the cytomegalovirus (CMV) promoter. Suitable AAV vectors for expressing the dsRNA featured in the invention, methods for constructing the recombinant AV vector, and methods for delivering the vectors into target cells are described in Samulski R et al. (1987), J. Virol. 61: 3096-3101; Fisher K J et al. (1996), J. Virol, 70: 520-532; Samulski R et al. (1989), J. Virol. 63: 3822-3826; U.S. Pat. No. 5,252,479; U.S. Pat. No. 5,139,941; International Patent Application No. WO 94/13788; and International Patent Application No. WO 93/24641, the entire disclosures of which are herein incorporated by reference.

[0243] Another viral vector suitable for delivery of an iRNA of the invention is a pox virus such as a vaccinia virus, for example an attenuated vaccinia such as Modified Virus Ankara (MVA) or NYVAC, an avipox such as fowl pox or canary pox.

[0244] The tropism of viral vectors can be modified by pseudotyping the vectors with envelope proteins or other surface antigens from other viruses, or by substituting different viral capsid proteins, as appropriate. For example, lentiviral vectors can be pseudotyped with surface proteins from vesicular stomatitis virus (VSV), rabies, Ebola, Mokola, and the like. AAV vectors can be made to target different cells by engineering the vectors to express different capsid protein serotypes; see, *e.g.*, Rabinowitz J E et al. (2002), J Virol 76:791-801.

[0245] The pharmaceutical preparation of a vector can include the vector in an acceptable diluent, or can include a slow release matrix in which the gene delivery vehicle is imbedded. Alternatively, where the complete gene delivery vector can be produced intact from recombinant cells, e.g., retroviral vectors, the pharmaceutical preparation can include one or more cells which produce the gene delivery system.

5

V. Pharmaceutical Compositions of the Invention

[0246] The present invention also includes pharmaceutical compositions and formulations which include the iRNAs of the invention. In one implementation, provided herein are pharmaceutical compositions containing an iRNA, as described herein, and a pharmaceutically acceptable carrier. The pharmaceutical compositions containing the iRNA are useful for treating a disease or disorder associated with the expression or activity of a PCSK9 gene, e.g. a lipid disorder. Such pharmaceutical compositions are formulated based on the mode of delivery. One example is compositions that are formulated for systemic administration *via* parenteral delivery, e.g., by intravenous (IV) delivery. Another example is compositions that are formulated for direct delivery into the brain parenchyma, e.g., by infusion into the brain, such as by continuous pump infusion.

10

15

[0247] The pharmaceutical compositions comprising RNAi agents of the invention may be, for example, solutions with or without a buffer, or compositions containing pharmaceutically acceptable carriers. Such compositions include, for example, aqueous or crystalline compositions, liposomal formulations, micellar formulations, emulsions, and gene therapy vectors.

20

[0248] In the described methods, the RNAi agent may be administered in a solution. A free RNAi agent may be administered in an unbuffered solution, e.g., in saline or in water. Alternatively, the free siRNA may also be administered in a suitable buffer solution. The buffer solution may comprise acetate, citrate, prolamine, carbonate, or phosphate, or any combination thereof. In a preferred embodiment, the buffer solution is phosphate buffered saline (PBS). The pH and osmolarity of the buffer solution containing the RNAi agent can be adjusted such that it is suitable for administering to a subject.

25

[0249] In some implementations, the buffer solution further comprises an agent for controlling the osmolarity of the solution, such that the osmolarity is kept at a desired value, e.g., at the physiologic values of the human plasma. Solutes which can be added to the buffer solution to control the osmolarity include, but are not limited to, proteins, peptides, amino acids, non-metabolized polymers, vitamins, ions, sugars, metabolites, organic acids, lipids, or salts. In some embodiments, the agent for controlling the osmolarity of the solution is a salt. In certain implementations, the agent for controlling the osmolarity of the solution is sodium chloride or potassium chloride.

30

[0250] The pharmaceutical compositions of the invention may be administered in dosages sufficient to inhibit expression of a PCSK9 gene. In general, a suitable dose of an iRNA of the invention will be in the range of about 0.001 to about 200.0 milligrams per kilogram body weight of the recipient per day, generally in the range of about 1 to 50 mg per kilogram body weight per day. For example, the dsRNA can be administered at about 0.01 mg/kg, about 0.05 mg/kg, about 0.5 mg/kg, about 1 mg/kg, about 1.5 mg/kg, about 2 mg/kg, about 3 mg/kg, about 10 mg/kg, about 20 mg/kg, about 30 mg/kg, about 40 mg/kg, or about 50 mg/kg per single dose.

35

[0251] For example, the RNAi agent, e.g., dsRNA, may be administered at a dose of about 0.1, 0.2, 0.3, 0.4, 0.5, 0.6, 0.7, 0.8, 0.9, 1, 1.1, 1.2, 1.3, 1.4, 1.5, 1.6, 1.7, 1.8, 1.9, 2, 2.1, 2.2, 2.3, 2.4, 2.5, 2.6, 2.7, 2.8, 2.9, 3, 3.1, 3.2, 3.3, 3.4, 3.5, 3.6, 3.7, 3.8, 3.9, 4, 4.1, 4.2, 4.3, 4.4, 4.5, 4.6, 4.7, 4.8, 4.9, 5, 5.1, 5.2, 5.3, 5.4, 5.5, 5.6, 5.7, 5.8, 5.9, 6, 6.1, 6.2, 6.3, 6.4, 6.5, 6.6, 6.7, 6.8, 6.9, 7, 7.1, 7.2, 7.3, 7.4, 7.5, 7.6, 7.7, 7.8, 7.9, 8, 8.1, 8.2, 8.3, 8.4, 8.5, 8.6, 8.7, 8.8, 8.9, 9, 9.1, 9.2, 9.3, 9.4, 9.5, 9.6, 9.7, 9.8, 9.9, or about 10 mg/kg. Values and ranges intermediate to the recited values are also intended to be part of this invention.

40

[0252] In another implementation, the RNAi agent, e.g., dsRNA, is administered at a dose of about 0.1 to about 50 mg/kg, about 0.25 to about 50 mg/kg, about 0.5 to about 50 mg/kg, about 0.75 to about 50 mg/kg, about 1 to about 50 mg/kg, about 1.5 to about 50 mg/kg, about 2 to about 50 mg/kg, about 2.5 to about 50 mg/kg, about 3 to about 50 mg/kg, about 3.5 to about 50 mg/kg, about 4 to about 50 mg/kg, about 4.5 to about 50 mg/kg, about 5 to about 50 mg/kg, about 7.5 to about 50 mg/kg, about 10 to about 50 mg/kg, about 15 to about 50 mg/kg, about 20 to about 50 mg/kg, about 20 to about 50 mg/kg, about 25 to about 50 mg/kg, about 25 to about 50 mg/kg, about 30 to about 50 mg/kg, about 35 to about 50 mg/kg, about 40 to about 50 mg/kg, about 45 to about 50 mg/kg, about 0.1 to about 45 mg/kg, about 0.25 to about 45 mg/kg, about 0.5 to about 45 mg/kg, about 0.75 to about 45 mg/kg, about 1 to about 45 mg/kg, about 1.5 to about 45 mg/kg, about 2 to about 45 mg/kg, about 2.5 to about 45 mg/kg, about 3 to about 45 mg/kg, about 3.5 to about 45 mg/kg, about 4 to about 45 mg/kg, about 4.5 to about 45 mg/kg, about 5 to about 45 mg/kg, about 7.5 to about 45 mg/kg, about 10 to about 45 mg/kg, about 15 to about 45 mg/kg, about 20 to about 45 mg/kg, about 20 to about 45 mg/kg, about 25 to about 45 mg/kg, about 25 to about 45 mg/kg, about 30 to about 45 mg/kg, about 35 to about 45 mg/kg, about 40 to about 45 mg/kg, about 0.1 to about 40 mg/kg, about 0.25 to about 40 mg/kg, about 0.5 to about 40 mg/kg, about 0.75 to about 40 mg/kg, about 1 to about 40 mg/kg, about 1.5 to about 40 mg/kg, about 2 to about 40 mg/kg, about 2.5 to about 40 mg/kg, about 3 to about 40 mg/kg, about 3.5 to about 40 mg/kg, about 4 to about 40 mg/kg,

50

55

about 4.5 to about 40 mg/kg, about 5 to about 40 mg/kg, about 7.5 to about 40 mg/kg, about 10 to about 40 mg/kg, about 15 to about 40 mg/kg, about 20 to about 40 mg/kg, about 20 to about 40 mg/kg, about 25 to about 40 mg/kg, about 25 to about 40 mg/kg, about 30 to about 40 mg/kg, about 35 to about 40 mg/kg, about 0.1 to about 30 mg/kg, about 0.25 to about 30 mg/kg, about 0.5 to about 30 mg/kg, about 0.75 to about 30 mg/kg, about 1 to about 30 mg/mg, about 1.5 to about 30 mg/kg, about 2 to about 30 mg/kg, about 2.5 to about 30 mg/kg, about 3 to about 30 mg/kg, about 3.5 to about 30 mg/kg, about 4 to about 30 mg/kg, about 4.5 to about 30 mg/kg, about 5 to about 30 mg/kg, about 7.5 to about 30 mg/kg, about 10 to about 30 mg/kg, about 15 to about 30 mg/kg, about 20 to about 30 mg/kg, about 20 to about 30 mg/kg, about 25 to about 30 mg/kg, about 0.1 to about 20 mg/kg, about 0.25 to about 20 mg/kg, about 0.5 to about 20 mg/kg, about 0.75 to about 20 mg/kg, about 1 to about 20 mg/mg, about 1.5 to about 20 mg/kg, about 2 to about 20 mg/kg, about 2.5 to about 20 mg/kg, about 3 to about 20 mg/kg, about 3.5 to about 20 mg/kg, about 4 to about 20 mg/kg, about 4.5 to about 20 mg/kg, about 5 to about 20 mg/kg, about 7.5 to about 20 mg/kg, about 10 to about 20 mg/kg, or about 15 to about 20 mg/kg. Values and ranges intermediate to the recited values are also intended to be part of this invention.

[0253] For example, the RNAi agent, e.g., dsRNA, may be administered at a dose of about 0.01, 0.02, 0.03, 0.04, 0.05, 0.06, 0.07, 0.08, 0.09, 0.1, 0.2, 0.3, 0.4, 0.5, 0.6, 0.7, 0.8, 0.9, 1, 1.1, 1.2, 1.3, 1.4, 1.5, 1.6, 1.7, 1.8, 1.9, 2, 2.1, 2.2, 2.3, 2.4, 2.5, 2.6, 2.7, 2.8, 2.9, 3, 3.1, 3.2, 3.3, 3.4, 3.5, 3.6, 3.7, 3.8, 3.9, 4, 4.1, 4.2, 4.3, 4.4, 4.5, 4.6, 4.7, 4.8, 4.9, 5, 5.1, 5.2, 5.3, 5.4, 5.5, 5.6, 5.7, 5.8, 5.9, 6, 6.1, 6.2, 6.3, 6.4, 6.5, 6.6, 6.7, 6.8, 6.9, 7, 7.1, 7.2, 7.3, 7.4, 7.5, 7.6, 7.7, 7.8, 7.9, 8, 8.1, 8.2, 8.3, 8.4, 8.5, 8.6, 8.7, 8.8, 8.9, 9, 9.1, 9.2, 9.3, 9.4, 9.5, 9.6, 9.7, 9.8, 9.9, or about 10 mg/kg. Values and ranges intermediate to the recited values are also intended to be part of this disclosure.

[0254] In another implementation, the RNAi agent, e.g., dsRNA, is administered at a dose of about 0.5 to about 50 mg/kg, about 0.75 to about 50 mg/kg, about 1 to about 50 mg/mg, about 1.5 to about 50 mg/kg, about 2 to about 50 mg/kg, about 2.5 to about 50 mg/kg, about 3 to about 50 mg/kg, about 3.5 to about 50 mg/kg, about 4 to about 50 mg/kg, about 4.5 to about 50 mg/kg, about 5 to about 50 mg/kg, about 7.5 to about 50 mg/kg, about 10 to about 50 mg/kg, about 15 to about 50 mg/kg, about 20 to about 50 mg/kg, about 20 to about 50 mg/kg, about 25 to about 50 mg/kg, about 25 to about 50 mg/kg, about 30 to about 50 mg/kg, about 35 to about 50 mg/kg, about 40 to about 50 mg/kg, about 45 to about 50 mg/kg, about 0.5 to about 45 mg/kg, about 0.75 to about 45 mg/kg, about 1 to about 45 mg/mg, about 1.5 to about 45 mg/kg, about 2 to about 45 mg/kg, about 2.5 to about 45 mg/kg, about 3 to about 45 mg/kg, about 3.5 to about 45 mg/kg, about 4 to about 45 mg/kg, about 4.5 to about 45 mg/kg, about 5 to about 45 mg/kg, about 7.5 to about 45 mg/kg, about 10 to about 45 mg/kg, about 15 to about 45 mg/kg, about 20 to about 45 mg/kg, about 20 to about 45 mg/kg, about 25 to about 45 mg/kg, about 25 to about 45 mg/kg, about 30 to about 45 mg/kg, about 35 to about 45 mg/kg, about 40 to about 45 mg/kg, about 0.5 to about 40 mg/kg, about 0.75 to about 40 mg/kg, about 1 to about 40 mg/mg, about 1.5 to about 40 mg/kg, about 2 to about 40 mg/kg, about 2.5 to about 40 mg/kg, about 3 to about 40 mg/kg, about 3.5 to about 40 mg/kg, about 4 to about 40 mg/kg, about 4.5 to about 40 mg/kg, about 5 to about 40 mg/kg, about 7.5 to about 40 mg/kg, about 10 to about 40 mg/kg, about 15 to about 40 mg/kg, about 20 to about 40 mg/kg, about 20 to about 40 mg/kg, about 25 to about 40 mg/kg, about 25 to about 40 mg/kg, about 30 to about 40 mg/kg, about 35 to about 40 mg/kg, about 0.5 to about 30 mg/kg, about 0.75 to about 30 mg/kg, about 1 to about 30 mg/mg, about 1.5 to about 30 mg/kg, about 2 to about 30 mg/kg, about 2.5 to about 30 mg/kg, about 3 to about 30 mg/kg, about 3.5 to about 30 mg/kg, about 4 to about 30 mg/kg, about 4.5 to about 30 mg/kg, about 5 to about 30 mg/kg, about 7.5 to about 30 mg/kg, about 10 to about 30 mg/kg, about 15 to about 30 mg/kg, about 20 to about 30 mg/kg, about 20 to about 30 mg/kg, about 25 to about 30 mg/kg, about 0.5 to about 20 mg/kg, about 0.75 to about 20 mg/kg, about 1 to about 20 mg/mg, about 1.5 to about 20 mg/kg, about 2 to about 20 mg/kg, about 2.5 to about 20 mg/kg, about 3 to about 20 mg/kg, about 3.5 to about 20 mg/kg, about 4 to about 20 mg/kg, about 4.5 to about 20 mg/kg, about 5 to about 20 mg/kg, about 7.5 to about 20 mg/kg, about 10 to about 20 mg/kg, or about 15 to about 20 mg/kg. In one embodiment, the dsRNA is administered at a dose of about 10mg/kg to about 30 mg/kg. Values and ranges intermediate to the recited values are also intended to be part of this disclosure.

[0255] For example, subjects can be administered a therapeutic amount of iRNA, such as about 0.5, 0.6, 0.7, 0.8, 0.9, 1, 1.1, 1.2, 1.3, 1.4, 1.5, 1.6, 1.7, 1.8, 1.9, 2, 2.1, 2.2, 2.3, 2.4, 2.5, 2.6, 2.7, 2.8, 2.9, 3, 3.1, 3.2, 3.3, 3.4, 3.5, 3.6, 3.7, 3.8, 3.9, 4, 4.1, 4.2, 4.3, 4.4, 4.5, 4.6, 4.7, 4.8, 4.9, 5, 5.1, 5.2, 5.3, 5.4, 5.5, 5.6, 5.7, 5.8, 5.9, 6, 6.1, 6.2, 6.3, 6.4, 6.5, 6.6, 6.7, 6.8, 6.9, 7, 7.1, 7.2, 7.3, 7.4, 7.5, 7.6, 7.7, 7.8, 7.9, 8, 8.1, 8.2, 8.3, 8.4, 8.5, 8.6, 8.7, 8.8, 8.9, 9, 9.1, 9.2, 9.3, 9.4, 9.5, 9.6, 9.7, 9.8, 9.9, 10, 10.5, 11, 11.5, 12, 12.5, 13, 13.5, 14, 14.5, 15, 15.5, 16, 16.5, 17, 17.5, 18, 18.5, 19, 19.5, 20, 20.5, 21, 21.5, 22, 22.5, 23, 23.5, 24, 24.5, 25, 25.5, 26, 26.5, 27, 27.5, 28, 28.5, 29, 29.5, 30, 31, 32, 33, 34, 34, 35, 36, 37, 38, 39, 40, 41, 42, 43, 44, 45, 46, 47, 48, 49, or about 50 mg/kg. Values and ranges intermediate to the recited values are also intended to be part of this disclosure.

[0256] The pharmaceutical composition can be administered once daily, or the iRNA can be administered as two, three, or more sub-doses at appropriate intervals throughout the day or even using continuous infusion or delivery through a controlled release formulation. In that case, the iRNA contained in each sub-dose must be correspondingly smaller in order to achieve the total daily dosage. The dosage unit can also be compounded for delivery over several days, e.g., using a conventional sustained release formulation which provides sustained release of the iRNA over a

several day period. Sustained release formulations are well known in the art and are particularly useful for delivery of agents at a particular site, such as could be used with the agents of the present invention. In this implementation, the dosage unit contains a corresponding multiple of the daily dose.

[0257] In other implementations, a single dose of the pharmaceutical compositions can be long lasting, such that subsequent doses are administered at not more than 3, 4, or 5 day intervals, or at not more than 1,2,3, or 4 week intervals. In some implementations, a single dose of the pharmaceutical compositions of the invention is administered once per week. In other implementations, a single dose of the pharmaceutical compositions of the invention is administered bi-monthly.

[0258] The skilled artisan will appreciate that certain factors can influence the dosage and timing required to effectively treat a subject, including but not limited to the severity of the disease or disorder, previous treatments, the general health and/or age of the subject, and other diseases present. Moreover, treatment of a subject with a therapeutically effective amount of a composition can include a single treatment or a series of treatments. Estimates of effective dosages and *in vivo* half-lives for the individual iRNAs encompassed by the invention can be made using conventional methodologies or on the basis of *in vivo* testing using an appropriate animal model, as described elsewhere herein.

[0259] Advances in mouse genetics have generated a number of mouse models for the study of various human diseases, such as a bleeding disorder that would benefit from reduction in the expression of PCSK9. Such models can be used for *in vivo* testing of iRNA, as well as for determining a therapeutically effective dose. Suitable mouse models are known in the art and include, for example, a mouse containing a transgene expressing human PCSK9.

[0260] The pharmaceutical compositions of the present invention can be administered in a number of ways depending upon whether local or systemic treatment is desired and upon the area to be treated. Administration can be topical (*e.g.*, by a transdermal patch), pulmonary, *e.g.*, by inhalation or insufflation of powders or aerosols, including by nebulizer; intratracheal, intranasal, epidermal and transdermal, oral or parenteral. Parenteral administration includes intravenous, intraarterial, subcutaneous, intraperitoneal or intramuscular injection or infusion; subdermal, *e.g.*, *via* an implanted device; or intracranial, *e.g.*, by intraparenchymal, intrathecal or intraventricular, administration.

[0261] The iRNA can be delivered in a manner to target a particular tissue, such as the liver (*e.g.*, the hepatocytes of the liver).

[0262] Pharmaceutical compositions and formulations for topical administration can include transdermal patches, ointments, lotions, creams, gels, drops, suppositories, sprays, liquids and powders. Conventional pharmaceutical carriers, aqueous, powder or oily bases, thickeners and the like can be necessary or desirable. Coated condoms, gloves and the like can also be useful. Suitable topical formulations include those in which the iRNAs featured in the invention are in admixture with a topical delivery agent such as lipids, liposomes, fatty acids, fatty acid esters, steroids, chelating agents and surfactants. Suitable lipids and liposomes include neutral (*e.g.*, dioleoylphosphatidyl DOPE ethanolamine, dimyristoylphosphatidyl choline DMPC, distearoylphosphatidyl choline) negative (*e.g.*, dimyristoylphosphatidyl glycerol DMPG) and cationic (*e.g.*, dioleoyltetramethylaminopropyl DOTAP and dioleoylphosphatidyl ethanolamine DOTMA). iRNAs featured in the invention can be encapsulated within liposomes or can form complexes thereto, in particular to cationic liposomes. Alternatively, iRNAs can be complexed to lipids, in particular to cationic lipids. Suitable fatty acids and esters include but are not limited to arachidonic acid, oleic acid, eicosanoic acid, lauric acid, caprylic acid, capric acid, myristic acid, palmitic acid, stearic acid, linoleic acid, linolenic acid, dicaprinate, tricaprinate, monoolein, dilaurin, glyceryl 1-monocaprinate, 1-dodecylazacycloheptan-2-one, an acylcarnitine, an acylcholine, or a C₁₋₂₀ alkyl ester (*e.g.*, isopropylmyristate IPM), monoglyceride, diglyceride or pharmaceutically acceptable salt thereof). Topical formulations are described in detail in U.S. Patent No. 6,747,014.

A. iRNA Formulations Comprising Membranous Molecular Assemblies

[0263] An iRNA for use in the compositions and methods of the invention can be formulated for delivery in a membranous molecular assembly, *e.g.*, a liposome or a micelle. As used herein, the term "liposome" refers to a vesicle composed of amphiphilic lipids arranged in at least one bilayer, *e.g.*, one bilayer or a plurality of bilayers. Liposomes include unilamellar and multilamellar vesicles that have a membrane formed from a lipophilic material and an aqueous interior. The aqueous portion contains the iRNA composition. The lipophilic material isolates the aqueous interior from an aqueous exterior, which typically does not include the iRNA composition, although in some examples, it may. Liposomes are useful for the transfer and delivery of active ingredients to the site of action. Because the liposomal membrane is structurally similar to biological membranes, when liposomes are applied to a tissue, the liposomal bilayer fuses with bilayer of the cellular membranes. As the merging of the liposome and cell progresses, the internal aqueous contents that include the iRNA are delivered into the cell where the iRNA can specifically bind to a target RNA and can mediate RNAi. In some cases the liposomes are also specifically targeted, *e.g.*, to direct the iRNA to particular cell types.

[0264] A liposome containing a RNAi agent can be prepared by a variety of methods. In one example, the lipid component of a liposome is dissolved in a detergent so that micelles are formed with the lipid component. For example, the lipid component can be an amphipathic cationic lipid or lipid conjugate. The detergent can have a high critical micelle

concentration and may be nonionic. Exemplary detergents include cholate, CHAPS, octylglucoside, deoxycholate, and lauroyl sarcosine. The RNAi agent preparation is then added to the micelles that include the lipid component. The cationic groups on the lipid interact with the RNAi agent and condense around the RNAi agent to form a liposome. After condensation, the detergent is removed, e.g., by dialysis, to yield a liposomal preparation of RNAi agent.

5 **[0265]** If necessary a carrier compound that assists in condensation can be added during the condensation reaction, e.g., by controlled addition. For example, the carrier compound can be a polymer other than a nucleic acid (e.g., spermine or spermidine). pH can also adjusted to favor condensation.

10 **[0266]** Methods for producing stable polynucleotide delivery vehicles, which incorporate a polynucleotide/cationic lipid complex as structural components of the delivery vehicle, are further described in, e.g., WO 96/37194. Liposome formation can also include one or more aspects of exemplary methods described in Felgner, P. L. et al., Proc. Natl. Acad. Sci., USA 8:7413-7417, 1987; U.S. Pat. No. 4,897,355; U.S. Pat. No. 5,171,678; Bangham, et al. M. Mol. Biol. 23:238, 1965; Olson, et al. Biochim. Biophys. Acta 557:9, 1979; Szoka, et al. Proc. Natl. Acad. Sci. 75: 4194, 1978; Mayhew, et al. Biochim. Biophys. Acta 775:169, 1984; Kim, et al. Biochim. Biophys. Acta 728:339, 1983; and Fukunaga, et al. Endocrinol. 115:757, 1984. Commonly used techniques for preparing lipid aggregates of appropriate size for use as delivery vehicles include sonication and freeze-thaw plus extrusion (see, e.g., Mayer, et al. Biochim. Biophys. Acta 858:161, 1986). Microfluidization can be used when consistently small (50 to 200 nm) and relatively uniform aggregates are desired (Mayhew, et al. Biochim. Biophys. Acta 775:169, 1984). These methods are readily adapted to packaging RNAi agent preparations into liposomes.

20 **[0267]** Liposomes fall into two broad classes. Cationic liposomes are positively charged liposomes which interact with the negatively charged nucleic acid molecules to form a stable complex. The positively charged nucleic acid/liposome complex binds to the negatively charged cell surface and is internalized in an endosome. Due to the acidic pH within the endosome, the liposomes are ruptured, releasing their contents into the cell cytoplasm (Wang et al., Biochem. Biophys. Res. Commun., 1987, 147, 980-985).

25 **[0268]** Liposomes which are pH-sensitive or negatively-charged, entrap nucleic acids rather than complex with it. Since both the nucleic acid and the lipid are similarly charged, repulsion rather than complex formation occurs. Nevertheless, some nucleic acid is entrapped within the aqueous interior of these liposomes. pH-sensitive liposomes have been used to deliver nucleic acids encoding the thymidine kinase gene to cell monolayers in culture. Expression of the exogenous gene was detected in the target cells (Zhou et al., Journal of Controlled Release, 1992, 19, 269-274).

30 **[0269]** One major type of liposomal composition includes phospholipids other than naturally-derived phosphatidylcholine. Neutral liposome compositions, for example, can be formed from dimyristoyl phosphatidylcholine (DMPC) or dipalmitoyl phosphatidylcholine (DPPC). Anionic liposome compositions generally are formed from dimyristoyl phosphatidylglycerol, while anionic fusogenic liposomes are formed primarily from dioleoyl phosphatidylethanolamine (DOPE). Another type of liposomal composition is formed from phosphatidylcholine (PC) such as, for example, soybean PC, and egg PC. Another type is formed from mixtures of phospholipid and/or phosphatidylcholine and/or cholesterol.

35 **[0270]** Examples of other methods to introduce liposomes into cells *in vitro* and *in vivo* include U.S. Pat. No. 5,283,185; U.S. Pat. No. 5,171,678; WO 94/00569; WO 93/24640; WO 91/16024; Felgner, J. Biol. Chem. 269:2550, 1994; Nabel, Proc. Natl. Acad. Sci. 90:11307, 1993; Nabel, Human Gene Ther. 3:649, 1992; Gershon, Biochem. 32:7143, 1993; and Strauss EMBO J. 11:417, 1992.

40 **[0271]** Non-ionic liposomal systems have also been examined to determine their utility in the delivery of drugs to the skin, in particular systems comprising non-ionic surfactant and cholesterol. Non-ionic liposomal formulations comprising Novasome™ I (glyceryl dilaurate/cholesterol/polyoxyethylene-10-stearyl ether) and Novasome™ II (glyceryl distearate/cholesterol/polyoxyethylene-10-stearyl ether) were used to deliver cyclosporin-A into the dermis of mouse skin. Results indicated that such non-ionic liposomal systems were effective in facilitating the deposition of cyclosporine A into different layers of the skin (Hu et al. S.T.P.Pharma. Sci., 1994, 4(6) 466).

45 **[0272]** Liposomes also include "sterically stabilized" liposomes, a term which, as used herein, refers to liposomes comprising one or more specialized lipids that, when incorporated into liposomes, result in enhanced circulation lifetimes relative to liposomes lacking such specialized lipids. Examples of sterically stabilized liposomes are those in which part of the vesicle-forming lipid portion of the liposome (A) comprises one or more glycolipids, such as monosialoganglioside G_{M1}, or (B) is derivatized with one or more hydrophilic polymers, such as a polyethylene glycol (PEG) moiety. While not wishing to be bound by any particular theory, it is thought in the art that, at least for sterically stabilized liposomes containing gangliosides, sphingomyelin, or PEG-derivatized lipids, the enhanced circulation half-life of these sterically stabilized liposomes derives from a reduced uptake into cells of the reticuloendothelial system (RES) (Allen et al., FEBS Letters, 1987, 223, 42; Wu et al., Cancer Research, 1993, 53, 3765).

50 **[0273]** Various liposomes comprising one or more glycolipids are known in the art. Papahadjopoulos et al. (Ann. N.Y. Acad. Sci., 1987, 507, 64) reported the ability of monosialoganglioside G_{M1}, galactocerebroside sulfate and phosphatidylinositol to improve blood half-lives of liposomes. These findings were expounded upon by Gabizon et al. (Proc. Natl. Acad. Sci. U.S.A., 1988, 85, 6949). U.S. Pat. No. 4,837,028 and WO 88/04924, both to Allen *et al.*, disclose liposomes comprising (1) sphingomyelin and (2) the ganglioside G_{M1} or a galactocerebroside sulfate ester. U.S. Pat. No. 5,543,152

(Webb et al.) discloses liposomes comprising sphingomyelin. Liposomes comprising 1,2-sn-dimyristoylphosphatidylcholine are disclosed in WO 97/13499 (Lim et al).

[0274] In one implementation, cationic liposomes are used. Cationic liposomes possess the advantage of being able to fuse to the cell membrane. Non-cationic liposomes, although not able to fuse as efficiently with the plasma membrane, are taken up by macrophages in vivo and can be used to deliver RNAi agents to macrophages.

[0275] Further advantages of liposomes include: liposomes obtained from natural phospholipids are biocompatible and biodegradable; liposomes can incorporate a wide range of water and lipid soluble drugs; liposomes can protect encapsulated RNAi agents in their internal compartments from metabolism and degradation (Rosoff, in "Pharmaceutical Dosage Forms," Lieberman, Rieger and Banker (Eds.), 1988, volume 1, p. 245). Important considerations in the preparation of liposome formulations are the lipid surface charge, vesicle size and the aqueous volume of the liposomes.

[0276] A positively charged synthetic cationic lipid, N-[1-(2,3-dioleoyloxy)propyl]-N,N,N-trimethylammonium chloride (DOTMA) can be used to form small liposomes that interact spontaneously with nucleic acid to form lipid-nucleic acid complexes which are capable of fusing with the negatively charged lipids of the cell membranes of tissue culture cells, resulting in delivery of RNAi agent (see, e.g., Felgner, P. L. et al., Proc. Natl. Acad. Sci., USA 8:7413-7417, 1987 and U.S. Pat. No. 4,897,355 for a description of DOTMA and its use with DNA).

[0277] A DOTMA analogue, 1,2-bis(oleoyloxy)-3-(trimethylammonia)propane (DOTAP) can be used in combination with a phospholipid to form DNA-complexing vesicles. Lipofectin™ Bethesda Research Laboratories, Gaithersburg, Md.) is an effective agent for the delivery of highly anionic nucleic acids into living tissue culture cells that comprise positively charged DOTMA liposomes which interact spontaneously with negatively charged polynucleotides to form complexes. When enough positively charged liposomes are used, the net charge on the resulting complexes is also positive. Positively charged complexes prepared in this way spontaneously attach to negatively charged cell surfaces, fuse with the plasma membrane, and efficiently deliver functional nucleic acids into, for example, tissue culture cells. Another commercially available cationic lipid, 1,2-bis(oleoyloxy)-3,3-(trimethylammonia)propane ("DOTAP") (Boehringer Mannheim, Indianapolis, Indiana) differs from DOTMA in that the oleoyl moieties are linked by ester, rather than ether linkages.

[0278] Other reported cationic lipid compounds include those that have been conjugated to a variety of moieties including, for example, carboxyspermine which has been conjugated to one of two types of lipids and includes compounds such as 5-carboxyspermylglycine dioctaoeoylamide ("DOGS") (Transfectam™, Promega, Madison, Wisconsin) and dipalmitoylphosphatidylethanolamine 5-carboxyspermyl-amide ("DPPES") (see, e.g., U.S. Pat. No. 5,171,678).

[0279] Another cationic lipid conjugate includes derivatization of the lipid with cholesterol ("DC-Chol") which has been formulated into liposomes in combination with DOPE (See, Gao, X. and Huang, L., Biochim. Biophys. Res. Commun. 179:280, 1991). Lipopolylysine, made by conjugating polylysine to DOPE, has been reported to be effective for transfection in the presence of serum (Zhou, X. et al., Biochim. Biophys. Acta 1065:8, 1991). For certain cell lines, these liposomes containing conjugated cationic lipids, are said to exhibit lower toxicity and provide more efficient transfection than the DOTMA-containing compositions. Other commercially available cationic lipid products include DMRIE and DMRIE-HP (Vical, La Jolla, California) and Lipofectamine (DOSPA) (Life Technology, Inc., Gaithersburg, Maryland). Other cationic lipids suitable for the delivery of oligonucleotides are described in WO 98/39359 and WO 96/37194.

[0280] Liposomal formulations are particularly suited for topical administration, liposomes present several advantages over other formulations. Such advantages include reduced side effects related to high systemic absorption of the administered drug, increased accumulation of the administered drug at the desired target, and the ability to administer RNAi agent into the skin. In some implementations, liposomes are used for delivering RNAi agent to epidermal cells and also to enhance the penetration of RNAi agent into dermal tissues, e.g., into skin. For example, the liposomes can be applied topically. Topical delivery of drugs formulated as liposomes to the skin has been documented (see, e.g., Weiner et al., Journal of Drug Targeting, 1992, vol. 2,405-410 and du Plessis et al., Antiviral Research, 18, 1992, 259-265; Mannino, R. J. and Fould-Fogerite, S., Biotechniques 6:682-690, 1988; Itani, T. et al. Gene 56:267-276. 1987; Nicolau, C. et al. Meth. Enz. 149:157-176, 1987; Straubinger, R. M. and Papahadjopoulos, D. Meth. Enz. 101:512-527, 1983; Wang, C. Y. and Huang, L., Proc. Natl. Acad. Sci. USA 84:7851-7855, 1987).

[0281] Non-ionic liposomal systems have also been examined to determine their utility in the delivery of drugs to the skin, in particular systems comprising non-ionic surfactant and cholesterol. Non-ionic liposomal formulations comprising Novasome I (glyceryl dilaurate/cholesterol/polyoxyethylene-10-stearyl ether) and Novasome II (glyceryl distearate/cholesterol/polyoxyethylene-10-stearyl ether) were used to deliver a drug into the dermis of mouse skin. Such formulations with RNAi agent are useful for treating a dermatological disorder.

[0282] Liposomes that include iRNA can be made highly deformable. Such deformability can enable the liposomes to penetrate through pore that are smaller than the average radius of the liposome. For example, transfersomes are a type of deformable liposomes. Transfersomes can be made by adding surface edge activators, usually surfactants, to a standard liposomal composition. Transfersomes that include RNAi agent can be delivered, for example, subcutaneously by infection in order to deliver RNAi agent to keratinocytes in the skin. In order to cross intact mammalian skin, lipid vesicles must pass through a series of fine pores, each with a diameter less than 50 nm, under the influence of a suitable transdermal gradient. In addition, due to the lipid properties, these transfersomes can be self-optimizing (adaptive to

the shape of pores, e.g., in the skin), self-repairing, and can frequently reach their targets without fragmenting, and often self-loading.

[0283] Other formulations amenable to the present invention are described in United States provisional application serial Nos. 61/018,616, filed January 2,2008; 61/018,611, filed January 2,2008; 61/039,748, filed March 26,2008; 61/047,087, filed April 22, 2008 and 61/051,528, filed May 8, 2008. PCT application no PCT/US2007/080331, filed October 3, 2007 also describes formulations that are amenable to the present invention.

[0284] Transfersomes are yet another type of liposomes, and are highly deformable lipid aggregates which are attractive candidates for drug delivery vehicles. Transfersomes can be described as lipid droplets which are so highly deformable that they are easily able to penetrate through pores which are smaller than the droplet. Transfersomes are adaptable to the environment in which they are used, e.g., they are self-optimizing (adaptive to the shape of pores in the skin), self-repairing, frequently reach their targets without fragmenting, and often self-loading. To make transfersomes it is possible to add surface edge-activators, usually surfactants, to a standard liposomal composition. Transfersomes have been used to deliver serum albumin to the skin. The transfersome-mediated delivery of serum albumin has been shown to be as effective as subcutaneous injection of a solution containing serum albumin.

[0285] Surfactants find wide application in formulations such as emulsions (including microemulsions) and liposomes. The most common way of classifying and ranking the properties of the many different types of surfactants, both natural and synthetic, is by the use of the hydrophile/lipophile balance (HLB). The nature of the hydrophilic group (also known as the "head") provides the most useful means for categorizing the different surfactants used in formulations (Rieger, in *Pharmaceutical Dosage Forms*, Marcel Dekker, Inc., New York, N.Y., 1988, p. 285).

[0286] If the surfactant molecule is not ionized, it is classified as a nonionic surfactant. Nonionic surfactants find wide application in pharmaceutical and cosmetic products and are usable over a wide range of pH values. In general their HLB values range from 2 to about 18 depending on their structure. Nonionic surfactants include nonionic esters such as ethylene glycol esters, propylene glycol esters, glyceryl esters, polyglyceryl esters, sorbitan esters, sucrose esters, and ethoxylated esters. Nonionic alkanolamides and ethers such as fatty alcohol ethoxylates, propoxylated alcohols, and ethoxylated/propoxylated block polymers are also included in this class. The polyoxyethylene surfactants are the most popular members of the nonionic surfactant class.

[0287] If the surfactant molecule carries a negative charge when it is dissolved or dispersed in water, the surfactant is classified as anionic. Anionic surfactants include carboxylates such as soaps, acyl lactylates, acyl amides of amino acids, esters of sulfuric acid such as alkyl sulfates and ethoxylated alkyl sulfates, sulfonates such as alkyl benzene sulfonates, acyl isethionates, acyl taurates and sulfosuccinates, and phosphates. The most important members of the anionic surfactant class are the alkyl sulfates and the soaps.

[0288] If the surfactant molecule carries a positive charge when it is dissolved or dispersed in water, the surfactant is classified as cationic. Cationic surfactants include quaternary ammonium salts and ethoxylated amines. The quaternary ammonium salts are the most used members of this class.

[0289] If the surfactant molecule has the ability to carry either a positive or negative charge, the surfactant is classified as amphoteric. Amphoteric surfactants include acrylic acid derivatives, substituted alkylamides, N-alkylbetaines and phosphatides.

[0290] The use of surfactants in drug products, formulations and in emulsions has been reviewed (Rieger, in *Pharmaceutical Dosage Forms*, Marcel Dekker, Inc., New York, N.Y., 1988, p. 285).

[0291] The siRNA for use in the methods of the invention can also be provided as micellar formulations. "Micelles" are defined herein as a particular type of molecular assembly in which amphipathic molecules are arranged in a spherical structure such that all the hydrophobic portions of the molecules are directed inward, leaving the hydrophilic portions in contact with the surrounding aqueous phase. The converse arrangement exists if the environment is hydrophobic.

[0292] A mixed micellar formulation suitable for delivery through transdermal membranes may be prepared by mixing an aqueous solution of the siRNA composition, an alkali metal C₈ to C₂₂ alkyl sulphate, and a micelle forming compounds. Exemplary micelle forming compounds include lecithin, hyaluronic acid, pharmaceutically acceptable salts of hyaluronic acid, glycolic acid, lactic acid, chamomile extract, cucumber extract, oleic acid, linoleic acid, linolenic acid, monoolein, monooleates, monolaurates, borage oil, evening of primrose oil, menthol, trihydroxy oxo cholanyl glycine and pharmaceutically acceptable salts thereof, glycerin, polyglycerin, lysine, polylysine, triolein, polyoxyethylene ethers and analogues thereof, polidocanol alkyl ethers and analogues thereof, chenodeoxycholate, deoxycholate, and mixtures thereof. The micelle forming compounds may be added at the same time or after addition of the alkali metal alkyl sulphate. Mixed micelles will form with substantially any kind of mixing of the ingredients but vigorous mixing in order to provide smaller size micelles.

[0293] In one method a first micellar composition is prepared which contains the siRNA composition and at least the alkali metal alkyl sulphate. The first micellar composition is then mixed with at least three micelle forming compounds to form a mixed micellar composition. In another method, the micellar composition is prepared by mixing the siRNA composition, the alkali metal alkyl sulphate and at least one of the micelle forming compounds, followed by addition of the remaining micelle forming compounds, with vigorous mixing.

[0294] Phenol and/or m-cresol may be added to the mixed micellar composition to stabilize the formulation and protect against bacterial growth. Alternatively, phenol and/or m-cresol may be added with the micelle forming ingredients. An isotonic agent such as glycerin may also be added after formation of the mixed micellar composition.

[0295] For delivery of the micellar formulation as a spray, the formulation can be put into an aerosol dispenser and the dispenser is charged with a propellant. The propellant, which is under pressure, is in liquid form in the dispenser. The ratios of the ingredients are adjusted so that the aqueous and propellant phases become one, *i.e.*, there is one phase. If there are two phases, it is necessary to shake the dispenser prior to dispensing a portion of the contents, *e.g.*, through a metered valve. The dispensed dose of pharmaceutical agent is propelled from the metered valve in a fine spray.

[0296] Propellants may include hydrogen-containing chlorofluorocarbons, hydrogen-containing fluorocarbons, dimethyl ether and diethyl ether. In certain embodiments, HFA 134a (1,1,1,2 tetrafluoroethane) may be used.

[0297] The specific concentrations of the essential ingredients can be determined by relatively straightforward experimentation. For absorption through the oral cavities, it is often desirable to increase, *e.g.*, at least double or triple, the dosage for through injection or administration through the gastrointestinal tract.

B. Lipid particles

[0298] iRNAs, *e.g.*, dsRNAs of in the invention may be fully encapsulated in a lipid formulation, *e.g.*, a LNP, or other nucleic acid-lipid particle.

[0299] As used herein, the term "LNP" refers to a stable nucleic acid-lipid particle. LNPs contain a cationic lipid, a non-cationic lipid, and a lipid that prevents aggregation of the particle (*e.g.*, a PEG-lipid conjugate). LNPs are extremely useful for systemic applications, as they exhibit extended circulation lifetimes following intravenous (*i.v.*) injection and accumulate at distal sites (*e.g.*, sites physically separated from the administration site). LNPs include "pSPLP," which include an encapsulated condensing agent-nucleic acid complex as set forth in PCT Publication No. WO 00/03683. The particles of the present invention typically have a mean diameter of about 50 nm to about 150 nm, more typically about 60 nm to about 130 nm, more typically about 70 nm to about 110 nm, most typically about 70 nm to about 90 nm, and are substantially nontoxic. In addition, the nucleic acids when present in the nucleic acid-lipid particles of the present invention are resistant in aqueous solution to degradation with a nuclease. Nucleic acid-lipid particles and their method of preparation are disclosed in, *e.g.*, U.S. Patent Nos. 5,976,567; 5,981,501; 6,534,484; 6,586,410; 6,815,432; U.S. Publication No. 2010/0324120 and PCT Publication No. WO 96/40964.

[0300] In one implementation, the lipid to drug ratio (mass/mass ratio) (*e.g.*, lipid to dsRNA ratio) will be in the range of from about 1:1 to about 50:1, from about 1:1 to about 25:1, from about 3:1 to about 15:1, from about 4:1 to about 10:1, from about 5:1 to about 9:1, or about 6:1 to about 9:1. Ranges intermediate to the above recited ranges are also contemplated to be part of the invention.

[0301] The cationic lipid can be, for example, N,N-dioleoyl-N,N-dimethylammonium chloride (DODAC), N,N-distearoyl-N,N-dimethylammonium bromide (DDAB), N-(1-(2,3-dioleoyloxy)propyl)-N,N,N-trimethylammonium chloride (DOTAP), N-(1-(2,3-dioleoyloxy)propyl)-N,N,N-trimethylammonium chloride (DOTMA), N,N-dimethyl-2,3-dioleoyloxypropylamine (DODMA), 1,2-DiLinoleoyloxy-N,N-dimethylaminopropane (DLinDMA), 1,2-Dilinolenyloxy-N,N-dimethylaminopropane (DLenDMA), 1,2-Dilinoleylcarbamoxyloxy-3-dimethylaminopropane (DLin-C-DAP), 1,2-Dilinoleoxy-3-(dimethylamino)acetoxyp propane (DLin-DAC), 1,2-Dilinoleoxy-3-morpholinopropane (DLin-MA), 1,2-Dilinoleoyl-3-dimethylaminopropane (DLinDAP), 1,2-Dilinoleylthio-3-dimethylaminopropane (DLin-S-DMA), 1-Linoleoyl-2-linoleoyloxy-3-dimethylaminopropane (DLin-2-DMAP), 1,2-Dilinoleoxy-3-trimethylaminopropane chloride salt (DLin-TMA.Cl), 1,2-Dilinoleoyl-3-trimethylaminopropane chloride salt (DLin-TAP.Cl), 1,2-Dilinoleoxy-3-(N-methylpiperazino)propane (DLin-MPZ), or 3-(N,N-Dilinoleylamino)-1,2-propanediol (DLinAP), 3-(N,N-Dioleylamino)-1,2-propanedio (DOAP), 1,2-Dilinoleoxylo-3-(2-N,N-dimethylamino)ethoxypropane (DLin-EG-DMA), 1,2-Dilinolenyloxy-N,N-dimethylaminopropane (DLinDMA), 2,2-Dilinoleyl-4-dimethylaminomethyl-[1,3]-dioxolane (DLin-K-DMA) or analogs thereof, (3aR,5s,6aS)-N,N-dimethyl-2,2-di((9Z,12Z)-octadeca-9,12-dienyl)tetrahydro-3aH-cyclopenta[d][1,3]dioxol-5-amine (ALN100), (6Z,9Z,28Z,31Z)-heptatriaconta-6,9,28,31-tetraen-19-yl 4-(dimethylamino)butanoate (MC3), 1,1'-(2-(4-(2-((2-(bis(2-hydroxydodecyl)amino)ethyl)(2-hydroxydodecyl)amino)ethyl)piperazin-1-yl)ethylazanediy)didodecan-2-ol (Tech G1), or a mixture thereof. The cationic lipid can comprise from about 20 mol % to about 50 mol % or about 40 mol % of the total lipid present in the particle.

[0302] In another implementation, the compound 2,2-Dilinoleyl-4-dimethylaminoethyl-[1,3]-dioxolane can be used to prepare lipid-siRNA nanoparticles. Synthesis of 2,2-Dilinoleyl-4-dimethylaminoethyl-[1,3]-dioxolane is described in United States provisional patent application number 61/107,998 filed on October 23,2008, which is herein incorporated by reference.

In one implementation, the lipid-siRNA particle includes 40% 2, 2-Dilinoleyl-4-dimethylaminoethyl-[1,3]-dioxolane: 10% DSPC: 40% Cholesterol: 10% PEG-C-DOMG (mole percent) with a particle size of 63.0 ± 20 nm and a 0.027 siRNA/Lipid Ratio.

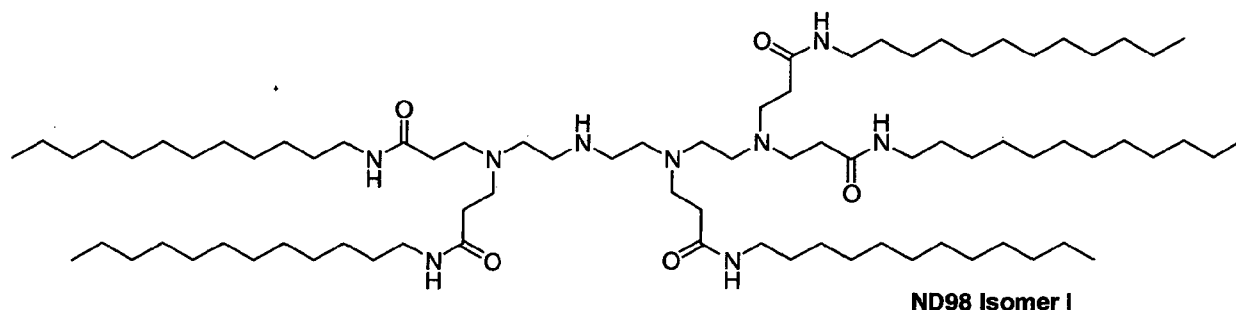
[0303] The ionizable/non-cationic lipid can be an anionic lipid or a neutral lipid including, but not limited to, distearoyl-

phosphatidylcholine (DSPC), dioleoylphosphatidylcholine (DOPC), dipalmitoylphosphatidylcholine (DPPC), dioleoyl-phosphatidylglycerol (DOPG), dipalmitoylphosphatidylglycerol (DPPG), dioleoyl-phosphatidylethanolamine (DOPE), palmitoyloleoylphosphatidylcholine (POPC), palmitoyloleoylphosphatidylethanolamine (POPE), dioleoyl-phosphatidylethanolamine 4-(N-maleimidomethyl)-cyclohexane-1-carboxylate (DOPE-mal), dipalmitoyl phosphatidyl ethanolamine (DPPE), dimyristoylphosphoethanolamine (DMPE), distearoyl-phosphatidyl-ethanolamine (DSPE), 16-O-monomethyl PE, 16-O-dimethyl PE, 18-1 -trans PE, 1 -stearoyl-2-oleoyl-phosphatidylethanolamine (SOPE), cholesterol, or a mixture thereof. The non-cationic lipid can be from about 5 mol % to about 90 mol %, about 10 mol %, or about 58 mol % if cholesterol is included, of the total lipid present in the particle.

[0304] The conjugated lipid that inhibits aggregation of particles can be, for example, a polyethyleneglycol (PEG)-lipid including, without limitation, a PEG-diaclyglycerol (DAG), a PEG-dialkylxypropyl (DAA), a PEG-phospholipid, a PEG-ceramide (Cer), or a mixture thereof. The PEG-DAA conjugate can be, for example, a PEG-dilauryloxypropyl (C₁₂), a PEG-dimyristyloxypropyl (C₁₄), a PEG-dipalmitoxypropyl (C₁₆), or a PEG-distearoxypropyl (C₁₈). The conjugated lipid that prevents aggregation of particles can be from 0 mol % to about 20 mol % or about 2 mol % of the total lipid present in the particle.

[0305] In some implementations, the nucleic acid-lipid particle further includes cholesterol at, e.g., about 10 mol % to about 60 mol % or about 48 mol % of the total lipid present in the particle.

[0306] In one implementation, the lipidoid ND98-4HCl (MW 1487) (see U.S. Patent Application No. 12/056,230, filed 3/26/2008, which is incorporated herein by reference), Cholesterol (Sigma-Aldrich), and PEG-Ceramide C16 (Avanti Polar Lipids) can be used to prepare lipid-dsRNA nanoparticles (*i.e.*, LNP01 particles). Stock solutions of each in ethanol can be prepared as follows: ND98, 133 mg/ml; Cholesterol, 25 mg/ml, PEG-Ceramide C16, 100 mg/ml. The ND98, Cholesterol, and PEG-Ceramide C16 stock solutions can then be combined in a, e.g., 42:48:10 molar ratio. The combined lipid solution can be mixed with aqueous dsRNA (*e.g.*, in sodium acetate pH 5) such that the final ethanol concentration is about 35-45% and the final sodium acetate concentration is about 100-300 mM. Lipid-dsRNA nanoparticles typically form spontaneously upon mixing. Depending on the desired particle size distribution, the resultant nanoparticle mixture can be extruded through a polycarbonate membrane (*e.g.*, 100 nm cut-off) using, for example, a thermobarrel extruder, such as Lipex Extruder (Northern Lipids, Inc). In some cases, the extrusion step can be omitted. Ethanol removal and simultaneous buffer exchange can be accomplished by, for example, dialysis or tangential flow filtration. Buffer can be exchanged with, for example, phosphate buffered saline (PBS) at about pH 7, *e.g.*, about pH 6.9, about pH 7.0, about pH 7.1, about pH 7.2, about pH 7.3, or about pH 7.4.



Formula 1

[0307] LNP01 formulations are described, *e.g.*, in International Application Publication No. WO 2008/042973.

[0308] Additional exemplary lipid-dsRNA formulations are described in Table A.

Table A.

	Ionizable/Cationic Lipid	cationic lipid/non-cationic lipid/cholesterol/PEG-lipid conjugate Lipid:siRNA ratio
LNP-1	1,2-Dilinolenyloxy-N,N-dimethylaminopropane (DLinDMA)	DLinDMA/DPPC/Cholesterol/PEG-cDMA (57.1/7.1/34.4/1.4) lipid:siRNA ~ 7:1

EP 2 929 031 B1

(continued)

	Ionizable/Cationic Lipid	cationic lipid/non-cationic lipid/cholesterol/PEG-lipid conjugate Lipid:siRNA ratio
5		
10	2-XTC 2,2-Dilinoleyl-4-dimethylaminoethyl-[1,3]-dioxolane (XTC)	XTC/DPPC/Cholesterol/PEG-cDMA 57.1/7.1/34.4/1.4 lipid:siRNA ~ 7:1
15	LNP05 2,2-Dilinoleyl-4-dimethylaminoethyl-[1,3]-dioxolane (XTC)	XTC/DSPC/Cholesterol/PEG-DMG 57.5/7.5/31.5/3.5 lipid:siRNA ~ 6:1
20	LNP06 2,2-Dilinoleyl-4-dimethylaminoethyl-[1,3]-dioxolane (XTC)	XTC/DSPC/Cholesterol/PEG-DMG 57.5/7.5/31.5/3.5 lipid:siRNA ~ 11:1
25	LNP07 2,2-Dilinoleyl-4-dimethylaminoethyl-[1,3]-dioxolane (XTC)	XTC/DSPC/Cholesterol/PEG-DMG 60/7.5/31/1.5, lipid:siRNA ~ 6:1
30	LNP08 2,2-Dilinoleyl-4-dimethylaminoethyl-[1,3]-dioxolane (XTC)	XTC/DSPC/Cholesterol/PEG-DMG 60/7.5/31/1.5, lipid:siRNA ~ 11:1
35	LNP09 2,2-Dilinoleyl-4-dimethylaminoethyl-[1,3]-dioxolane (XTC)	XTC/DSPC/Cholesterol/PEG-DMG 50/10/38.5/1.5 Lipid:siRNA 10:1
40	LNP10 (3aR,5s,6aS)-N,N-dimethyl-2,2-di((9Z,12Z)-octadeca-9,12-dienyl)tetrahydro-3aH-cyclopenta[d][1,3]dioxol-5-amine (ALN100)	ALN100/DSPC/Cholesterol/PEG-DMG 50/10/38.5/1.5 Lipid:siRNA 10:1
45	LNP11 (6Z,9Z,28Z,31Z)-heptatriaconta-6,9,28,31-tetraen-19-yl 4-(dimethylamino)butanoate (MC3)	MC-3/DSPC/Cholesterol/PEG-DMG 50/10/38.5/1.5 Lipid:siRNA 10:1
50	LNP12 1,1'-(2-(4-(2-((2-(bis(2-hydroxydodecyl)amino)ethyl)(2-hydroxydodecyl)amino)ethyl)piperazin-1-yl)ethylazanediy)didodecan-2-ol (Tech G1)	Tech G1/DSPC/Cholesterol/PEG-DMG 50/10/38.5/1.5 Lipid:siRNA 10:1
55	LNP13 XTC	XTC/DSPC/Chol/PEG-DMG 50/10/38.5/1.5 Lipid:siRNA: 33:1
	LNP14 MC3	MC3/DSPC/Chol/PEG-DMG 40/15/40/5 Lipid:siRNA: 11:1
	LNP15 MC3	MC3/DSPC/Chol/PEG-DSG/GalNAc-PEG-DSG 50/10/35/4.5/0.5 Lipid:siRNA: 11:1
	LNP16 MC3	MC3/DSPC/Chol/PEG-DMG 50/10/38.5/1.5 Lipid:siRNA: 7:1

(continued)

	Ionizable/Cationic Lipid	cationic lipid/non-cationic lipid/cholesterol/PEG-lipid conjugate Lipid:siRNA ratio
5		
10	LNP17 MC3	MC3/DSPC/Chol/PEG-DSG 50/10/38.5/1.5 Lipid:siRNA: 10:1
15	LNP18 MC3	MC3/DSPC/Chol/PEG-DMG 50/10/38.5/1.5 Lipid:siRNA: 12:1
20	LNP19 MC3	MC3/DSPC/Chol/PEG-DMG 50/10/35/5 Lipid:siRNA: 8:1
25	LNP20 MC3	MC3/DSPC/Chol/PEG-DPG 50/10/38.5/1.5 Lipid:siRNA: 10:1
30	LNP21 C12-200	C12-200/DSPC/Chol/PEG-DSG 50/10/38.5/1.5 Lipid:siRNA: 7:1
35	LNP22 XTC	XTC/DSPC/Chol/PEG-DSG 50/10/38.5/1.5 Lipid: siRNA: 10:1
40	<p>DSPC: distearoylphosphatidylcholine DPPC: dipalmitoylphosphatidylcholine PEG-DMG: PEG-didimyristoyl glycerol (C14-PEG, or PEG-C14) (PEG with avg mol wt of 2000) PEG-DSG: PEG-distyryl glycerol (C18-PEG, or PEG-C18) (PEG with avg mol wt of 2000) PEG-cDMA: PEG-carbamoyl-1,2-dimyristyloxypropylamine (PEG with avg mol wt of 2000) LNP (1,2-Dilinolenyloxy-N,N-dimethylaminopropane (DLinDMA)) comprising formulations are described in International Publication No. WO2009/127060, filed April 15, 2009. XTC comprising formulations are described, e.g., in U.S. Provisional Serial No. 61/148,366, filed January 29,2009; U.S. Provisional Serial No. 61/156,851, filed March 2, 2009; U.S. Provisional Serial No. filed June 10,2009; U.S. Provisional Serial No. 61/228,373, filed July 24,2009; U.S. Provisional Serial No. 61/239,686, filed September 3, 2009, and International Application No. PCT/US2010/022614, filed January 29, 2010. MC3 comprising formulations are described, e.g., in U.S. Publication No. 2010/0324120, filed June 10, 2010. ALNY-100 comprising formulations are described, e.g., International patent application number PCT/US09/63933, filed on November 10, 2009. C12-200 comprising formulations are described in U.S. Provisional Serial No. 61/175,770, filed May 5, 2009 and International Application No. PCT/US10/33777, filed May 5, 2010.</p>	
45		

Synthesis of ionizable/cationic lipids

[0309] Any of the compounds, e.g., cationic lipids and the like, used in the nucleic acid-lipid particles can be prepared by known organic synthesis techniques, including the methods described in more detail in the Examples. All substituents are as defined below unless indicated otherwise.

[0310] "Alkyl" means a straight chain or branched, noncyclic or cyclic, saturated aliphatic hydrocarbon containing from 1 to 24 carbon atoms. Representative saturated straight chain alkyls include methyl, ethyl, n-propyl, n-butyl, n-pentyl, n-hexyl, and the like; while saturated branched alkyls include isopropyl, sec-butyl, isobutyl, tert-butyl, isopentyl, and the like. Representative saturated cyclic alkyls include cyclopropyl, cyclobutyl, cyclopentyl, cyclohexyl, and the like; while unsaturated cyclic alkyls include cyclopentenyl and cyclohexenyl, and the like.

[0311] "Alkenyl" means an alkyl, as defined above, containing at least one double bond between adjacent carbon atoms. Alkenyls include both cis and trans isomers. Representative straight chain and branched alkenyls include ethyl-

enyl, propylenyl, 1-butenyl, 2-butenyl, isobutylenyl, 1-pentenyl, 2-pentenyl, 3-methyl-1-butenyl, 2-methyl-2-butenyl, 2,3-dimethyl-2-butenyl, and the like.

[0312] "Alkynyl" means any alkyl or alkenyl, as defined above, which additionally contains at least one triple bond between adjacent carbons. Representative straight chain and branched alkynyls include acetylenyl, propynyl, 1-butylnyl, 2-butylnyl, 1-pentylnyl, 2-pentylnyl, 3-methyl-1 butynyl, and the like.

[0313] "Acyl" means any alkyl, alkenyl, or alkynyl wherein the carbon at the point of attachment is substituted with an oxo group, as defined below. For example, -C(=O)alkyl, -C(=O)alkenyl, and -C(=O)alkynyl are acyl groups.

[0314] "Heterocycle" means a 5- to 7-membered monocyclic, or 7- to 10-membered bicyclic, heterocyclic ring which is either saturated, unsaturated, or aromatic, and which contains from 1 or 2 heteroatoms independently selected from nitrogen, oxygen and sulfur, and wherein the nitrogen and sulfur heteroatoms can be optionally oxidized, and the nitrogen heteroatom can be optionally quaternized, including bicyclic rings in which any of the above heterocycles are fused to a benzene ring. The heterocycle can be attached via any heteroatom or carbon atom. Heterocycles include heteroaryls as defined below. Heterocycles include morpholinyl, pyrrolidinonyl, pyrrolidinyl, piperidinyl, piperizynyl, hydantoinyl, valerolactamyl, oxiranyl, oxetanyl, tetrahydrofuranlyl, tetrahydropyranlyl, tetrahydropyridinyl, tetrahydroimidinyl, tetrahydrothiophenyl, tetrahydrothiopyranlyl, tetrahydrothiopyrimidinyl, tetrahydrothiophenyl, tetrahydrothiopyranlyl, and the like.

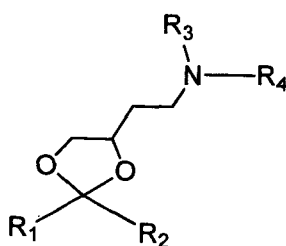
[0315] The terms "optionally substituted alkyl", "optionally substituted alkenyl", "optionally substituted alkynyl", "optionally substituted acyl", and "optionally substituted heterocycle" means that, when substituted, at least one hydrogen atom is replaced with a substituent. In the case of an oxo substituent (=O) two hydrogen atoms are replaced. In this regard, substituents include oxo, halogen, heterocycle, -CN, -ORx, -NRxRy, -NRxC(=O)Ry, -NRxSO2Ry, -C(=O)Rx, -C(=O)ORx, -C(=O)NRxRy, -SOnRx and -SOnNRxRy, wherein n is 0, 1 or 2, Rx and Ry are the same or different and independently hydrogen, alkyl or heterocycle, and each of said alkyl and heterocycle substituents can be further substituted with one or more of oxo, halogen, -OH, -CN, alkyl, -ORx, heterocycle, -NRxRy, -NRxC(=O)Ry, -NRxSO2Ry, -C(=O)Rx, -C(=O)ORx, -C(=O)NRxRy, -SOnRx and -SOnNRxRy.

[0316] "Halogen" means fluoro, chloro, bromo and iodo.

[0317] In some implementations, the described methods can require the use of protecting groups. Protecting group methodology is well known to those skilled in the art (see, for example, Protective Groups in Organic Synthesis, Green, T.W. et al., Wiley-Interscience, New York City, 1999). Briefly, protecting groups within the context of this invention are any group that reduces or eliminates unwanted reactivity of a functional group. A protecting group can be added to a functional group to mask its reactivity during certain reactions and then removed to reveal the original functional group. In some embodiments an "alcohol protecting group" is used. An "alcohol protecting group" is any group which decreases or eliminates unwanted reactivity of an alcohol functional group. Protecting groups can be added and removed using techniques well known in the art.

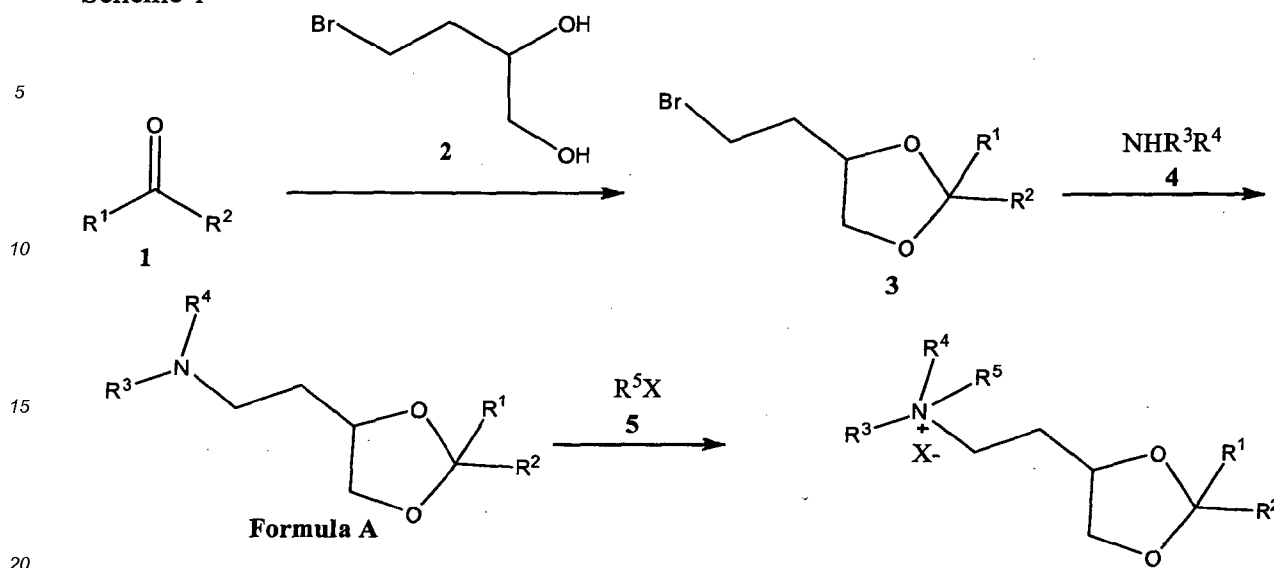
Synthesis of Formula A

[0318] In some implementations, nucleic acid-lipid particles of the invention are formulated using a cationic lipid of formula A:



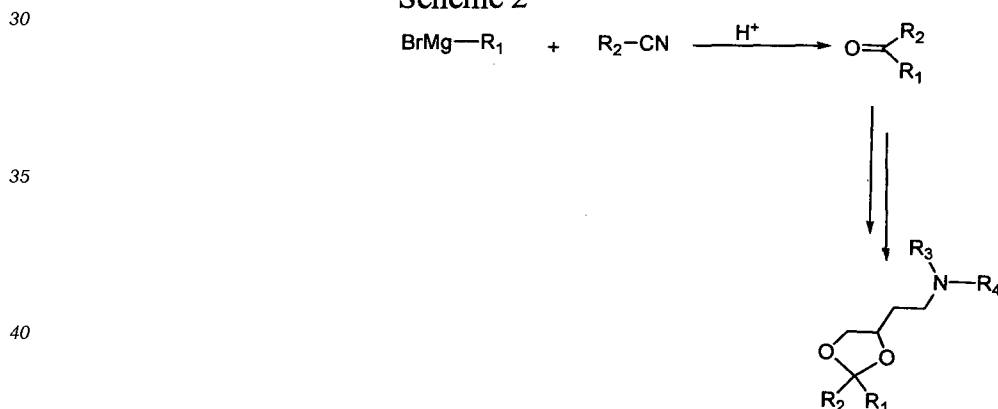
where R1 and R2 are independently alkyl, alkenyl or alkynyl, each can be optionally substituted, and R3 and R4 are independently lower alkyl or R3 and R4 can be taken together to form an optionally substituted heterocyclic ring. In some implementations, the cationic lipid is XTC (2,2-Dilinoleyl-4-dimethylaminoethyl-[1,3]-dioxolane). In general, the lipid of formula A above can be made by the following Reaction Schemes 1 or 2, wherein all substituents are as defined above unless indicated otherwise.

Scheme 1



[0319] Lipid A, where R1 and R2 are independently alkyl, alkenyl or alkynyl, each can be optionally substituted, and R3 and R4 are independently lower alkyl or R3 and R4 can be taken together to form an optionally substituted heterocyclic ring, can be prepared according to Scheme 1. Ketone 1 and bromide 2 can be purchased or prepared according to methods known to those of ordinary skill in the art. Reaction of 1 and 2 yields ketal 3. Treatment of ketal 3 with amine 4 yields lipids of formula A. The lipids of formula A can be converted to the corresponding ammonium salt with an organic salt of formula 5, where X is anion counter ion selected from halogen, hydroxide, phosphate, sulfate, or the like.

Scheme 2

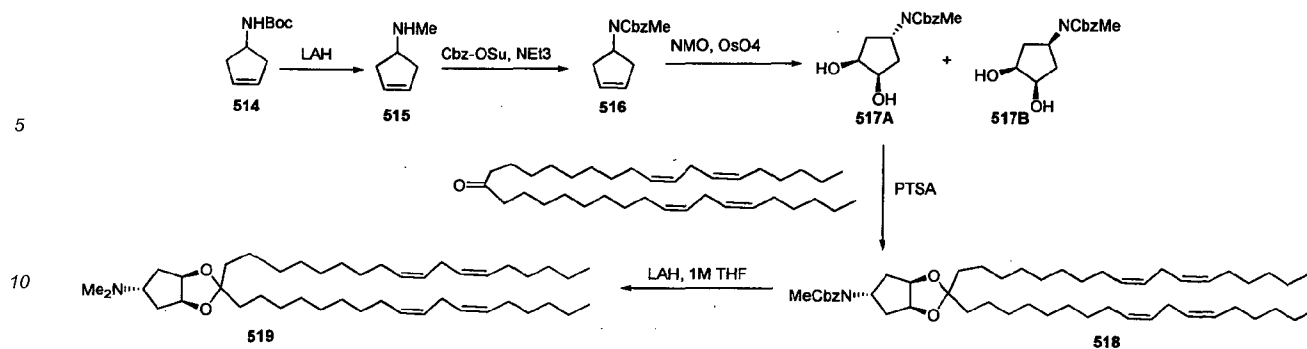


[0320] Alternatively, the ketone 1 starting material can be prepared according to Scheme 2. Grignard reagent 6 and cyanide 7 can be purchased or prepared according to methods known to those of ordinary skill in the art. Reaction of 6 and 7 yields ketone 1. Conversion of ketone 1 to the corresponding lipids of formula A is as described in Scheme 1.

Synthesis of MC3

50 [0321] Preparation of DLin-M-C3-DMA (*i.e.*, (6Z,9Z,28Z,31Z)-heptatriaconta-6,9,28,31-tetraen-19-yl 4-(dimethylamino)butanoate) was as follows. A solution of (6Z,9Z,28Z,31Z)-heptatriaconta-6,9,28,31-tetraen-19-ol (0.53 g), 4-N,N-dimethylaminobutyric acid hydrochloride (0.51 g), 4-N,N-dimethylaminopyridine (0.61g) and 1-ethyl-3-(3-dimethylaminopropyl)carbodiimide hydrochloride (0.53 g) in dichloromethane (5 mL) was stirred at room temperature overnight. The solution was washed with dilute hydrochloric acid followed by dilute aqueous sodium bicarbonate. The organic fractions were dried over anhydrous magnesium sulphate, filtered and the solvent removed on a rotovap. The residue was passed down a silica gel column (20 g) using a 1-5% methanol/dichloromethane elution gradient. Fractions containing the purified product were combined and the solvent removed, yielding a colorless oil (0.54 g). *Synthesis of ALNY-100*

[0322] Synthesis of ketal 519 [ALNY-100] was performed using the following scheme 3:



Synthesis of 515

15

20

25

[0323] To a stirred suspension of LiAlH₄ (3.74 g, 0.09852 mol) in 200 ml anhydrous THF in a two neck RBF (1L), was added a solution of 514 (10g, 0.04926mol) in 70 mL of THF slowly at 0 °C under nitrogen atmosphere. After complete addition, reaction mixture was warmed to room temperature and then heated to reflux for 4 h. Progress of the reaction was monitored by TLC. After completion of reaction (by TLC) the mixture was cooled to 0 °C and quenched with careful addition of saturated Na₂SO₄ solution. Reaction mixture was stirred for 4 h at room temperature and filtered off. Residue was washed well with THF. The filtrate and washings were mixed and diluted with 400 mL dioxane and 26 mL conc. HCl and stirred for 20 minutes at room temperature. The volatilities were stripped off under vacuum to furnish the hydrochloride salt of 515 as a white solid. Yield: 7.12 g 1H-NMR (DMSO, 400MHz): δ = 9.34 (broad, 2H), 5.68 (s, 2H), 3.74 (m, 1H), 2.66-2.60 (m, 2H), 2.50-2.45 (m, 5H).

Synthesis of 516

30

35

[0324] To a stirred solution of compound 515 in 100 mL dry DCM in a 250 mL two neck RBF, was added NEt₃ (37.2 mL, 0.2669 mol) and cooled to 0 °C under nitrogen atmosphere. After a slow addition of N-(benzyloxy-carbonyloxy)-succinimide (20 g, 0.08007 mol) in 50 mL dry DCM, reaction mixture was allowed to warm to room temperature. After completion of the reaction (2-3 h by TLC) mixture was washed successively with 1N HCl solution (1 x 100 mL) and saturated NaHCO₃ solution (1 x 50 mL). The organic layer was then dried over anhyd. Na₂SO₄ and the solvent was evaporated to give crude material which was purified by silica gel column chromatography to get 516 as sticky mass. Yield: 11g (89%). 1H-NMR (CDCl₃, 400MHz): δ = 7.36-7.27(m, 5H), 5.69 (s, 2H), 5.12 (s, 2H), 4.96 (br., 1H) 2.74 (s, 3H), 2.60(m, 2H), 2.30-2.25(m, 2H). LC-MS [M+H]⁺ -232.3 (96.94%).

Synthesis of 517A and 517B

40

45

[0325] The cyclopentene 516 (5 g, 0.02164 mol) was dissolved in a solution of 220 mL acetone and water (10:1) in a single neck 500 mL RBF and to it was added N-methyl morpholine-N-oxide (7.6 g, 0.06492 mol) followed by 4.2 mL of 7.6% solution of OsO₄ (0.275 g, 0.00108 mol) in tert-butanol at room temperature. After completion of the reaction (~ 3 h), the mixture was quenched with addition of solid Na₂SO₃ and resulting mixture was stirred for 1.5 h at room temperature. Reaction mixture was diluted with DCM (300 mL) and washed with water (2 x 100 mL) followed by saturated NaHCO₃ (1 x 50 mL) solution, water (1 x 30 mL) and finally with brine (1x 50 mL). Organic phase was dried over anhyd. Na₂SO₄ and solvent was removed in vacuum. Silica gel column chromatographic purification of the crude material was afforded a mixture of diastereomers, which were separated by prep HPLC.

Yield: - 6 g crude

50

517A - Peak-1 (white solid), 5.13 g (96%). 1H-NMR (DMSO, 400MHz): δ = 7.39-7.31(m, 5H), 5.04(s, 2H), 4.78-4.73 (m, 1H), 4.48-4.47(d, 2H), 3.94-3.93(m, 2H), 2.71(s, 3H), 1.72-1.67(m, 4H). LC-MS - [M+H]⁺-266.3, [M+NH₄]⁺-283.5 present, HPLC-97.86%. Stereochemistry confirmed by X-ray.

Synthesis of 518

55

[0326] Using a procedure analogous to that described for the synthesis of compound 505, compound 518 (1.2 g, 41%) was obtained as a colorless oil. 1H-NMR (CDCl₃, 400MHz): δ = 7.35-7.33(m, 4H), 7.30-7.27(m, 1H), 5.37-5.27(m, 8H), 5.12(s, 2H), 4.75(m, 1H), 4.58-4.57(m, 2H), 2.78-2.74(m, 7H), 2.06-2.00(m, 8H), 1.96-1.91(m, 2H), 1.62(m, 4H), 1.48(m, 2H), 1.37-1.25(br m, 36H), 0.87(m, 6H). HPLC-98.65%.

General Procedure for the Synthesis of Compound 519

[0327] A solution of compound 518 (1 eq) in hexane (15 mL) was added in a drop-wise fashion to an ice-cold solution of LAH in THF (1 M, 2 eq). After complete addition, the mixture was heated at 40°C over 0.5 h then cooled again on an ice bath. The mixture was carefully hydrolyzed with saturated aqueous Na₂SO₄ then filtered through celite and reduced to an oil. Column chromatography provided the pure 519 (1.3 g, 68%) which was obtained as a colorless oil. ¹³C NMR δ = 130.2, 130.1 (x2), 127.9 (x3), 112.3, 79.3, 64.4, 44.7, 38.3, 35.4, 31.5, 29.9 (x2), 29.7, 29.6 (x2), 29.5 (x3), 29.3 (x2), 27.2 (x3), 25.6, 24.5, 23.3, 226, 14.1; Electrospray MS (+ve): Molecular weight for C₄₄H₈₀NO₂ (M + H)⁺ Calc. 654.6, Found 654.6.

[0328] Formulations prepared by either the standard or extrusion-free method can be characterized in similar manners. For example, formulations are typically characterized by visual inspection. They should be whitish translucent solutions free from aggregates or sediment. Particle size and particle size distribution of lipid-nanoparticles can be measured by light scattering using, for example, a Malvern Zetasizer Nano ZS (Malvern, USA). Particles should be about 20-300 nm, such as 40-100 nm in size. The particle size distribution should be unimodal. The total dsRNA concentration in the formulation, as well as the entrapped fraction, is estimated using a dye exclusion assay. A sample of the formulated dsRNA can be incubated with an RNA-binding dye, such as Ribogreen (Molecular Probes) in the presence or absence of a formulation disrupting surfactant, *e.g.*, 0.5% Triton-X100. The total dsRNA in the formulation can be determined by the signal from the sample containing the surfactant, relative to a standard curve. The entrapped fraction is determined by subtracting the "free" dsRNA content (as measured by the signal in the absence of surfactant) from the total dsRNA content. Percent entrapped dsRNA is typically >85%. For LNP formulation, the particle size is at least 30 nm, at least 40 nm, at least 50 nm, at least 60 nm, at least 70 nm, at least 80 nm, at least 90 nm, at least 100 nm, at least 110 nm, and at least 120 nm. The suitable range is typically about at least 50 nm to about at least 110 nm, about at least 60 nm to about at least 100 nm, or about at least 80 nm to about at least 90 nm.

[0329] Compositions and formulations for oral administration include powders or granules, microparticulates, nanoparticulates, suspensions or solutions in water or non-aqueous media, capsules, gel capsules, sachets, tablets or minitables. Thickeners, flavoring agents, diluents, emulsifiers, dispersing aids or binders can be desirable. In some embodiments, oral formulations are those in which dsRNAs featured in the invention are administered in conjunction with one or more penetration enhancer surfactants and chelators. Suitable surfactants include fatty acids and/or esters or salts thereof, bile acids and/or salts thereof. Suitable bile acids/salts include chenodeoxycholic acid (CDCA) and ursodeoxycholic acid (UDCA), cholic acid, dehydrocholic acid, deoxycholic acid, glucolic acid, glycholic acid, glycodeoxycholic acid, taurocholic acid, taurodeoxycholic acid, sodium tauro-24,25-dihydro-fusidate and sodium glyco-dihydrofusidate. Suitable fatty acids include arachidonic acid, undecanoic acid, oleic acid, lauric acid, caprylic acid, capric acid, myristic acid, palmitic acid, stearic acid, linoleic acid, linolenic acid, dicaprinate, tricaprinate, monoolein, dilaurin, glyceryl 1-monocaprinate, 1-dodecylazacycloheptan-2-one, an acylcarnitine, an acylcholine, or a monoglyceride, a diglyceride or a pharmaceutically acceptable salt thereof (*e.g.*, sodium). In some embodiments, combinations of penetration enhancers are used, for example, fatty acids/salts in combination with bile acids/salts. One exemplary combination is the sodium salt of lauric acid, capric acid and UDCA. Further penetration enhancers include polyoxyethylene-9-lauryl ether, polyoxyethylene-20-cetyl ether. DsRNAs featured in the invention can be delivered orally, in granular form including sprayed dried particles, or complexed to form micro or nanoparticles. DsRNA complexing agents include poly-amino acids; polyimines; polyacrylates; polyalkylacrylates, polyoxethanes, polyalkylcyanoacrylates; cationized gelatins, albumins, starches, acrylates, polyethyleneglycols (PEG) and starches; polyalkylcyanoacrylates; DEAE-derivatized polyimines, pullulans, celluloses and starches. Suitable complexing agents include chitosan, N-trimethylchitosan, poly-L-lysine, polyhistidine, polyornithine, polyspermines, protamine, polyvinylpyridine, polythiodiethylaminomethylethylene P(TDAE), polyaminostyrene (*e.g.*, p-amino), poly(methylcyanoacrylate), poly(ethylcyanoacrylate), poly(butylcyanoacrylate), poly(isobutylcyanoacrylate), poly(isohexylcyanoacrylate), DEAE-methacrylate, DEAE-hexylacrylate, DEAE-acrylamide, DEAE-albumin and DEAE-deXtran, polymethylacrylate, polyhexylacrylate, poly(D,L-lactic acid), poly(DL-lactico-glycolic acid (PLGA), alginate, and polyethyleneglycol (PEG). Oral formulations for dsRNAs and their preparation are described in detail in U.S. Patent 6,887,906, US Publ. No. 20030027780, and U.S. Patent No. 6,747,014, each of which is incorporated herein by reference.

[0330] Compositions and formulations for parenteral, intraparenchymal (into the brain), intrathecal, intraventricular or intrahepatic administration can include sterile aqueous solutions which can also contain buffers, diluents and other suitable additives such as, but not limited to, penetration enhancers, carrier compounds and other pharmaceutically acceptable carriers or excipients.

[0331] Pharmaceutical compositions of the present invention include, but are not limited to, solutions, emulsions, and liposome-containing formulations. These compositions can be generated from a variety of components that include, but are not limited to, preformed liquids, self-emulsifying solids and self-emulsifying semisolids. Particularly preferred are formulations that target the liver when treating hepatic disorders such as hepatic carcinoma.

[0332] The pharmaceutical formulations of the present invention, which can conveniently be presented in unit dosage

form, can be prepared according to conventional techniques well known in the pharmaceutical industry. Such techniques include the step of bringing into association the active ingredients with the pharmaceutical carrier(s) or excipient(s). In general, the formulations are prepared by uniformly and intimately bringing into association the active ingredients with liquid carriers or finely divided solid carriers or both, and then, if necessary, shaping the product.

[0333] The compositions of the present invention can be formulated into any of many possible dosage forms such as, but not limited to, tablets, capsules, gel capsules, liquid syrups, soft gels, suppositories, and enemas. The compositions of the present invention can also be formulated as suspensions in aqueous, non-aqueous or mixed media. Aqueous suspensions can further contain substances which increase the viscosity of the suspension including, for example, sodium carboxymethylcellulose, sorbitol and/or dextran. The suspension can also contain stabilizers.

C. Additional Formulations

Emulsions

[0334] The compositions of the present invention can be prepared and formulated as emulsions. Emulsions are typically heterogeneous systems of one liquid dispersed in another in the form of droplets usually exceeding 0.1 μm in diameter (see e.g., Ansel's Pharmaceutical Dosage Forms and Drug Delivery Systems, Allen, LV., Popovich NG., and Ansel HC., 2004, Lippincott Williams & Wilkins (8th ed.), New York, NY; Idson, in Pharmaceutical Dosage Forms, Lieberman, Rieger and Banker (Eds.), 1988, Marcel Dekker, Inc., New York, N.Y., volume 1, p. 199; Rosoff, in Pharmaceutical Dosage Forms, Lieberman, Rieger and Banker (Eds.), 1988, Marcel Dekker, Inc., New York, N.Y., Volume 1, p. 245; Block in Pharmaceutical Dosage Forms, Lieberman, Rieger and Banker (Eds.), 1988, Marcel Dekker, Inc., New York, N.Y., volume 2, p. 335; Higuchi et al., in Remington's Pharmaceutical Sciences, Mack Publishing Co., Easton, Pa., 1985, p. 301). Emulsions are often biphasic systems comprising two immiscible liquid phases intimately mixed and dispersed with each other. In general, emulsions can be of either the water-in-oil (w/o) or the oil-in-water (o/w) variety. When an aqueous phase is finely divided into and dispersed as minute droplets into a bulk oily phase, the resulting composition is called a water-in-oil (w/o) emulsion. Alternatively, when an oily phase is finely divided into and dispersed as minute droplets into a bulk aqueous phase, the resulting composition is called an oil-in-water (o/w) emulsion. Emulsions can contain additional components in addition to the dispersed phases, and the active drug which can be present as a solution in either the aqueous phase, oily phase or itself as a separate phase. Pharmaceutical excipients such as emulsifiers, stabilizers, dyes, and antioxidants can also be present in emulsions as needed. Pharmaceutical emulsions can also be multiple emulsions that are comprised of more than two phases such as, for example, in the case of oil-in-water-in-oil (o/w/o) and water-in-oil-in-water (w/o/w) emulsions. Such complex formulations often provide certain advantages that simple binary emulsions do not. Multiple emulsions in which individual oil droplets of an o/w emulsion enclose small water droplets constitute a w/o/w emulsion. Likewise a system of oil droplets enclosed in globules of water stabilized in an oily continuous phase provides an o/w/o emulsion.

[0335] Emulsions are characterized by little or no thermodynamic stability. Often, the dispersed or discontinuous phase of the emulsion is well dispersed into the external or continuous phase and maintained in this form through the means of emulsifiers or the viscosity of the formulation. Either of the phases of the emulsion can be a semisolid or a solid, as is the case of emulsion-style ointment bases and creams. Other means of stabilizing emulsions entail the use of emulsifiers that can be incorporated into either phase of the emulsion. Emulsifiers can broadly be classified into four categories: synthetic surfactants, naturally occurring emulsifiers, absorption bases, and finely dispersed solids (see e.g., Ansel's Pharmaceutical Dosage Forms and Drug Delivery Systems, Allen, LV., Popovich NG., and Ansel HC., 2004, Lippincott Williams & Wilkins (8th ed.), New York, NY; Idson, in Pharmaceutical Dosage Forms, Lieberman, Rieger and Banker (Eds.), 1988, Marcel Dekker, Inc., New York, N.Y., volume 1, p. 199).

[0336] Synthetic surfactants, also known as surface active agents, have found wide applicability in the formulation of emulsions and have been reviewed in the literature (see e.g., Ansel's Pharmaceutical Dosage Forms and Drug Delivery Systems, Allen, LV., Popovich NG., and Ansel HC., 2004, Lippincott Williams & Wilkins (8th ed.), New York, NY; Rieger, in Pharmaceutical Dosage Forms, Lieberman, Rieger and Banker (Eds.), 1988, Marcel Dekker, Inc., New York, N.Y., volume 1, p. 285; Idson, in Pharmaceutical Dosage Forms, Lieberman, Rieger and Banker (Eds.), Marcel Dekker, Inc., New York, N.Y., 1988, volume 1, p. 199). Surfactants are typically amphiphilic and comprise a hydrophilic and a hydrophobic portion. The ratio of the hydrophilic to the hydrophobic nature of the surfactant has been termed the hydrophile/lipophile balance (HLB) and is a valuable tool in categorizing and selecting surfactants in the preparation of formulations. Surfactants can be classified into different classes based on the nature of the hydrophilic group: nonionic, anionic, cationic and amphoteric (see e.g., Ansel's Pharmaceutical Dosage Forms and Drug Delivery Systems, Allen, LV., Popovich NG., and Ansel HC., 2004, Lippincott Williams & Wilkins (8th ed.), New York, NY; Rieger, in Pharmaceutical Dosage Forms, Lieberman, Rieger and Banker (Eds.), 1988, Marcel Dekker, Inc., New York, N.Y., volume 1, p. 285).

[0337] Naturally occurring emulsifiers used in emulsion formulations include lanolin, beeswax, phosphatides, lecithin and acacia. Absorption bases possess hydrophilic properties such that they can soak up water to form w/o emulsions

yet retain their semisolid consistencies, such as anhydrous lanolin and hydrophilic petrolatum. Finely divided solids have also been used as good emulsifiers especially in combination with surfactants and in viscous preparations. These include polar inorganic solids, such as heavy metal hydroxides, nonswelling clays such as bentonite, attapulgite, hectorite, kaolin, montmorillonite, colloidal aluminum silicate and colloidal magnesium aluminum silicate, pigments and nonpolar solids such as carbon or glyceryl tristearate.

[0338] A large variety of non-emulsifying materials are also included in emulsion formulations and contribute to the properties of emulsions. These include fats, oils, waxes, fatty acids, fatty alcohols, fatty esters, humectants, hydrophilic colloids, preservatives and antioxidants (Block, in *Pharmaceutical Dosage Forms*, Lieberman, Rieger and Banker (Eds.), 1988, Marcel Dekker, Inc., New York, N.Y., volume 1, p. 335; Idson, in *Pharmaceutical Dosage Forms*, Lieberman, Rieger and Banker (Eds.), 1988, Marcel Dekker, Inc., New York, N.Y., volume 1, p. 199).

[0339] Hydrophilic colloids or hydrocolloids include naturally occurring gums and synthetic polymers such as polysaccharides (for example, acacia, agar, alginic acid, carrageenan, guar gum, karaya gum, and tragacanth), cellulose derivatives (for example, carboxymethylcellulose and carboxypropylcellulose), and synthetic polymers (for example, carbomers, cellulose ethers, and carboxyvinyl polymers). These disperse or swell in water to form colloidal solutions that stabilize emulsions by forming strong interfacial films around the dispersed-phase droplets and by increasing the viscosity of the external phase.

[0340] Since emulsions often contain a number of ingredients such as carbohydrates, proteins, sterols and phosphatides that can readily support the growth of microbes, these formulations often incorporate preservatives. Commonly used preservatives included in emulsion formulations include methyl paraben, propyl paraben, quaternary ammonium salts, benzalkonium chloride, esters of p-hydroxybenzoic acid, and boric acid. Antioxidants are also commonly added to emulsion formulations to prevent deterioration of the formulation. Antioxidants used can be free radical scavengers such as tocopherols, alkyl gallates, butylated hydroxyanisole, butylated hydroxytoluene, or reducing agents such as ascorbic acid and sodium metabisulfite, and antioxidant synergists such as citric acid, tartaric acid, and lecithin.

[0341] The application of emulsion formulations via dermatological, oral and parenteral routes and methods for their manufacture have been reviewed in the literature (see *e.g.*, Ansel's *Pharmaceutical Dosage Forms and Drug Delivery Systems*, Allen, LV., Popovich NG., and Ansel HC., 2004, Lippincott Williams & Wilkins (8th ed.), New York, NY; Idson, in *Pharmaceutical Dosage Forms*, Lieberman, Rieger and Banker (Eds.), 1988, Marcel Dekker, Inc., New York, N.Y., volume 1, p. 199). Emulsion formulations for oral delivery have been very widely used because of ease of formulation, as well as efficacy from an absorption and bioavailability standpoint (see *e.g.*, Ansel's *Pharmaceutical Dosage Forms and Drug Delivery Systems*, Allen, LV., Popovich NG., and Ansel HC., 2004, Lippincott Williams & Wilkins (8th ed.), New York, NY; Rosoff, in *Pharmaceutical Dosage Forms*, Lieberman, Rieger and Banker (Eds.), 1988, Marcel Dekker, Inc., New York, N.Y., volume 1, p. 245; Idson, in *Pharmaceutical Dosage Forms*, Lieberman, Rieger and Banker (Eds.), 1988, Marcel Dekker, Inc., New York, N.Y., volume 1, p. 199). Mineral-oil base laxatives, oil-soluble vitamins and high fat nutritive preparations are among the materials that have commonly been administered orally as o/w emulsions.

ii. Microemulsions

[0342] In one implementation, the compositions of iRNAs and nucleic acids are formulated as microemulsions. A microemulsion can be defined as a system of water, oil and amphiphile which is a single optically isotropic and thermodynamically stable liquid solution (see *e.g.*, Ansel's *Pharmaceutical Dosage Forms and Drug Delivery Systems*, Allen, LV., Popovich NG., and Ansel HC., 2004, Lippincott Williams & Wilkins (8th ed.), New York, NY; Rosoff, in *Pharmaceutical Dosage Forms*, Lieberman, Rieger and Banker (Eds.), 1988, Marcel Dekker, Inc., New York, N.Y., volume 1, p. 245). Typically microemulsions are systems that are prepared by first dispersing an oil in an aqueous surfactant solution and then adding a sufficient amount of a fourth component, generally an intermediate chain-length alcohol to form a transparent system. Therefore, microemulsions have also been described as thermodynamically stable, isotropically clear dispersions of two immiscible liquids that are stabilized by interfacial films of surface-active molecules (Leung and Shah, in: *Controlled Release of Drugs: Polymers and Aggregate Systems*, Rosoff, M., Ed., 1989, VCH Publishers, New York, pages 185-215). Microemulsions commonly are prepared via a combination of three to five components that include oil, water, surfactant, cosurfactant and electrolyte. Whether the microemulsion is of the water-in-oil (w/o) or an oil-in-water (o/w) type is dependent on the properties of the oil and surfactant used and on the structure and geometric packing of the polar heads and hydrocarbon tails of the surfactant molecules (Schott, in *Remington's Pharmaceutical Sciences*, Mack Publishing Co., Easton, Pa., 1985, p. 271).

[0343] The phenomenological approach utilizing phase diagrams has been extensively studied and has yielded a comprehensive knowledge, to one skilled in the art, of how to formulate microemulsions (see *e.g.*, Ansel's *Pharmaceutical Dosage Forms and Drug Delivery Systems*, Allen, LV., Popovich NG., and Ansel HC., 2004, Lippincott Williams & Wilkins (8th ed.), New York, NY; Rosoff, in *Pharmaceutical Dosage Forms*, Lieberman, Rieger and Banker (Eds.), 1988, Marcel Dekker, Inc., New York, N.Y., volume 1, p. 245; Block, in *Pharmaceutical Dosage Forms*, Lieberman, Rieger and Banker (Eds.), 1988, Marcel Dekker, Inc., New York, N.Y., volume 1, p. 335). Compared to conventional emulsions, microemul-

sions offer, the advantage of solubilizing water-insoluble drugs in a formulation of thermodynamically stable droplets that are formed spontaneously.

[0344] Surfactants used in the preparation of microemulsions include, but are not limited to, ionic surfactants, non-ionic surfactants, Brij 96, polyoxyethylene oleyl ethers, polyglycerol fatty acid esters, tetraglycerol monolaurate (ML310), tetraglycerol monooleate (MO310), hexaglycerol monooleate (PO310), hexaglycerol pentaoleate (PO500), decaglycerol monocaprate (MCA750), decaglycerol monooleate (MO750), decaglycerol sequioleate (SO750), decaglycerol decaoleate (DAO750), alone or in combination with cosurfactants. The cosurfactant, usually a short-chain alcohol such as ethanol, 1-propanol, and 1-butanol, serves to increase the interfacial fluidity by penetrating into the surfactant film and consequently creating a disordered film because of the void space generated among surfactant molecules. Microemulsions can, however, be prepared without the use of cosurfactants and alcohol-free self-emulsifying microemulsion systems are known in the art. The aqueous phase can typically be, but is not limited to, water, an aqueous solution of the drug, glycerol, PEG300, PEG400, polyglycerols, propylene glycols, and derivatives of ethylene glycol. The oil phase can include, but is not limited to, materials such as Captex 300, Captex 355, Capmul MCM, fatty acid esters, medium chain (C8-C12) mono, di, and tri-glycerides, polyoxyethylated glyceryl fatty acid esters, fatty alcohols, polyglycolized glycerides, saturated polyglycolized C8-C10 glycerides, vegetable oils and silicone oil.

[0345] Microemulsions are particularly of interest from the standpoint of drug solubilization and the enhanced absorption of drugs. Lipid based microemulsions (both o/w and w/o) have been proposed to enhance the oral bioavailability of drugs, including peptides (see e.g., U.S. Patent Nos. 6,191,105; 7,063,860; 7,070,802; 7,157,099; Constantinides et al., Pharmaceutical Research, 1994, 11, 1385-1390; Ritschel, Meth. Find. Exp. Clin. Pharmacol., 1993, 13, 205). Microemulsions afford advantages of improved drug solubilization, protection of drug from enzymatic hydrolysis, possible enhancement of drug absorption due to surfactant-induced alterations in membrane fluidity and permeability, ease of preparation, ease of oral administration over solid dosage forms, improved clinical potency, and decreased toxicity (see e.g., U.S. Patent Nos. 6,191,105; 7,063,860; 7,070,802; 7,157,099; Constantinides et al., Pharmaceutical Research, 1994, 11, 1385; Ho et al., J. Pharm. Sci., 1996, 85, 138-143). Often microemulsions can form spontaneously when their components are brought together at ambient temperature. This can be particularly advantageous when formulating thermolabile drugs, peptides or iRNAs. Microemulsions have also been effective in the transdermal delivery of active components in both cosmetic and pharmaceutical applications. It is expected that the microemulsion compositions and formulations of the present invention will facilitate the increased systemic absorption of iRNAs and nucleic acids from the gastrointestinal tract, as well as improve the local cellular uptake of iRNAs and nucleic acids.

[0346] Microemulsions can also contain additional components and additives such as sorbitan monostearate (Grill 3), Labrasol, and penetration enhancers to improve the properties of the formulation and to enhance the absorption of the iRNAs and nucleic acids of the present invention. Penetration enhancers used in the microemulsions of the present invention can be classified as belonging to one of five broad categories--surfactants, fatty acids, bile salts, chelating agents, and non-chelating non-surfactants (Lee et al., Critical Reviews in Therapeutic Drug Carrier Systems, 1991, p. 92). Each of these classes has been discussed above.

iii. Microparticles

[0347] An RNAi agent of the invention may be incorporated into a particle, e.g., a microparticle. Microparticles can be produced by spray-drying, but may also be produced by other methods including lyophilization, evaporation, fluid bed drying, vacuum drying, or a combination of these techniques.

iv. Penetration Enhancers

[0348] In one implementation, the present invention employs various penetration enhancers to effect the efficient delivery of nucleic acids, particularly iRNAs, to the skin of animals. Most drugs are present in solution in both ionized and nonionized forms. However, usually only lipid soluble or lipophilic drugs readily cross cell membranes. It has been discovered that even non-lipophilic drugs can cross cell membranes if the membrane to be crossed is treated with a penetration enhancer. In addition to aiding the diffusion of non-lipophilic drugs across cell membranes, penetration enhancers also enhance the permeability of lipophilic drugs.

[0349] Penetration enhancers can be classified as belonging to one of five broad categories, i.e., surfactants, fatty acids, bile salts, chelating agents, and non-chelating non-surfactants (see e.g., Malmsten, M. Surfactants and polymers in drug delivery, Informa Health Care, New York, NY, 2002; Lee et al., Critical Reviews in Therapeutic Drug Carrier Systems, 1991, p.92). Each of the above mentioned classes of penetration enhancers are described below in greater detail.

[0350] Surfactants (or "surface-active agents") are chemical entities which, when dissolved in an aqueous solution, reduce the surface tension of the solution or the interfacial tension between the aqueous solution and another liquid, with the result that absorption of iRNAs through the mucosa is enhanced. In addition to bile salts and fatty acids, these

penetration enhancers include, for example, sodium lauryl sulfate, polyoxyethylene-9-lauryl ether and polyoxyethylene-20-cetyl ether) (see *e.g.*, Malmsten, M. Surfactants and polymers in drug delivery, Informa Health Care, New York, NY, 2002; Lee et al., Critical Reviews in Therapeutic Drug Carrier Systems, 1991, p.92); and perfluorochemical emulsions, such as FC-43. Takahashi et al., J. Pharm. Pharmacol., 1988, 40, 252).

[0351] Various fatty acids and their derivatives which act as penetration enhancers include, for example, oleic acid, lauric acid, capric acid (n-decanoic acid), myristic acid, palmitic acid, stearic acid, linoleic acid, linolenic acid, dicaprinate, tricaprinate, monoolein (1-monooleoyl-rac-glycerol), dilaurin, caprylic acid, arachidonic acid, glycerol 1-monocaprinate, 1-dodecylazacycloheptan-2-one, acylcarnitines, acylcholines, C₁₋₂₀ alkyl esters thereof (*e.g.*, methyl, isopropyl and t-butyl), and mono- and di-glycerides thereof (*i.e.*, oleate, laurate, caprate, myristate, palmitate, stearate, linoleate, *etc.*) (see *e.g.*, Toutou, E., et al. Enhancement in Drug Delivery, CRC Press, Danvers, MA, 2006; Lee et al., Critical Reviews in Therapeutic Drug Carrier Systems, 1991, p.92; Muranishi, Critical Reviews in Therapeutic Drug Carrier Systems, 1990, 7, 1-33; El Hariri et al., J. Pharm. Pharmacol., 1992, 44, 651-654).

[0352] The physiological role of bile includes the facilitation of dispersion and absorption of lipids and fat-soluble vitamins (see *e.g.*, Malmsten, M. Surfactants and polymers in drug delivery, Informa Health Care, New York, NY, 2002; Brunton, Chapter 38 in: Goodman & Gilman's The Pharmacological Basis of Therapeutics, 9th Ed., Hardman et al. Eds., McGraw-Hill, New York, 1996, pp. 934-935). Various natural bile salts, and their synthetic derivatives, act as penetration enhancers. Thus the term "bile salts" includes any of the naturally occurring components of bile as well as any of their synthetic derivatives. Suitable bile salts include, for example, cholic acid (or its pharmaceutically acceptable sodium salt, sodium cholate), dehydrocholic acid (sodium dehydrocholate), deoxycholic acid (sodium deoxycholate), glucolic acid (sodium glucolate), glycholic acid (sodium glycocholate), glycodeoxycholic acid (sodium glycodeoxycholate), taurocholic acid (sodium taurocholate), taurodeoxycholic acid (sodium taurodeoxycholate), chenodeoxycholic acid (sodium chenodeoxycholate), ursodeoxycholic acid (UDCA), sodium tauro-24,25-dihydro-fusidate (STDHF), sodium glycodihydrofusidate and polyoxyethylene-9-lauryl ether (POE) (see *e.g.*, Malmsten, M. Surfactants and polymers in drug delivery, Informa Health Care, New York, NY, 2002; Lee et al., Critical Reviews in Therapeutic Drug Carrier Systems, 1991, page 92; Swinyard, Chapter 39 In: Remington's Pharmaceutical Sciences, 18th Ed., Gennaro, ed., Mack Publishing Co., Easton, Pa., 1990, pages 782-783; Muranishi, Critical Reviews in Therapeutic Drug Carrier Systems, 1990, 7, 1-33; Yamamoto et al., J. Pharm. Exp. Ther., 1992, 263, 25; Yamashita et al., J. Pharm. Sci., 1990, 79, 579-583).

[0353] Chelating agents, as used in connection with the present invention, can be defined as compounds that remove metallic ions from solution by forming complexes therewith, with the result that absorption of iRNAs through the mucosa is enhanced. With regards to their use as penetration enhancers in the present invention, chelating agents have the added advantage of also serving as DNase inhibitors, as most characterized DNA nucleases require a divalent metal ion for catalysis and are thus inhibited by chelating agents (Jarrett, J. Chromatogr., 1993, 618, 315-339). Suitable chelating agents include but are not limited to disodium ethylenediaminetetraacetate (EDTA), citric acid, salicylates (*e.g.*, sodium salicylate, 5-methoxysalicylate and homovanilate), N-acyl derivatives of collagen, laureth-9 and N-amino acyl derivatives of beta-diketones (enamines)(see *e.g.*, Katdare, A. et al., Excipient development for pharmaceutical, biotechnology, and drug delivery, CRC Press, Danvers, MA, 2006; Lee et al., Critical Reviews in Therapeutic Drug Carrier Systems, 1991, page 92; Muranishi, Critical Reviews in Therapeutic Drug Carrier Systems, 1990, 7, 1-33; Buur et al., J. Control Rel., 1990, 14, 43-51).

[0354] As used herein, non-chelating non-surfactant penetration enhancing compounds can be defined as compounds that demonstrate insignificant activity as chelating agents or as surfactants but that nonetheless enhance absorption of iRNAs through the alimentary mucosa (see *e.g.*, Muranishi, Critical Reviews in Therapeutic Drug Carrier Systems, 1990, 7, 1-33). This class of penetration enhancers includes, for example, unsaturated cyclic ureas, 1-alkyl- and 1-alkenylazacyclo-alkanone derivatives (Lee et al., Critical Reviews in Therapeutic Drug Carrier Systems, 1991, page 92); and non-steroidal anti-inflammatory agents such as diclofenac sodium, indomethacin and phenylbutazone (Yamashita et al., J. Pharm. Pharmacol., 1987, 39, 621-626).

[0355] Agents that enhance uptake of iRNAs at the cellular level can also be added to the pharmaceutical and other compositions of the present invention. For example, cationic lipids, such as lipofectin (Junichi et al, U.S. Pat. No. 5,705,188), cationic glycerol derivatives, and polycationic molecules, such as polylysine (Lollo et al., PCT Application WO 97/30731), are also known to enhance the cellular uptake of dsRNAs. Examples of commercially available transfection reagents include, for example Lipofectamine™ (Invitrogen; Carlsbad, CA), Lipofectamine 2000™ (Invitrogen; Carlsbad, CA), 293fectin™ (Invitrogen; Carlsbad, CA), Cellfectin™ (Invitrogen; Carlsbad, CA), DMRIE-C™ (Invitrogen; Carlsbad, CA), FreeStyle™ MAX (Invitrogen; Carlsbad, CA), Lipofectamine™ 2000 CD (Invitrogen; Carlsbad, CA), Lipofectamine™ (Invitrogen; Carlsbad, CA), RNAiMAX (Invitrogen; Carlsbad, CA), Oligofectamine™ (Invitrogen; Carlsbad, CA), Optifect™ (Invitrogen; Carlsbad, CA), X-tremeGENE Q2 Transfection Reagent (Roche; Grenzacherstrasse, Switzerland), DOTAP Liposomal Transfection Reagent (Grenzacherstrasse, Switzerland), DOSPER Liposomal Transfection Reagent (Grenzacherstrasse, Switzerland), or Fugene (Grenzacherstrasse, Switzerland), Transfectam® Reagent (Promega; Madison, WI), TransFast™ Transfection Reagent (Promega; Madison, WI), Tfx™-20 Reagent (Promega; Madison, WI), Tfx™-50 Reagent (Promega; Madison, WI), DreamFect™ (OZ Biosciences; Marseille, France),

EcoTransfect (OZ Biosciences; Marseille, France), TransPass^aD1 Transfection Reagent (New England Biolabs; Ipswich, MA, USA), LyoVec™/LipoGen™ (Invitrogen; San Diego, CA, USA), PerFectin Transfection Reagent (Genlantis; San Diego, CA, USA), NeuroPORTER Transfection Reagent (Genlantis; San Diego, CA, USA), GenePORTER Transfection reagent (Genlantis; San Diego, CA, USA), GenePORTER 2 Transfection reagent (Genlantis; San Diego, CA, USA), Cytofectin Transfection Reagent (Genlantis; San Diego, CA, USA), BaculoPORTER Transfection Reagent (Genlantis; San Diego, CA, USA), TroganPORTER™ transfection Reagent (Genlantis; San Diego, CA, USA), RiboFect (Bioline; Taunton, MA, USA), PlasFect (Bioline; Taunton, MA, USA), UniFECTOR (B-Bridge International; Mountain View, CA, USA), SureFECTOR (B-Bridge International; Mountain View, CA, USA), or HiFect™ (B-Bridge International, Mountain View, CA, USA), among others.

[0356] Other agents can be utilized to enhance the penetration of the administered nucleic acids, including glycols such as ethylene glycol and propylene glycol, pyrrols such as 2-pyrrol, azones, and terpenes such as limonene and menthone.

v. Carriers

[0357] Certain compositions of the present invention also incorporate carrier compounds in the formulation. As used herein, "carrier compound" or "carrier" can refer to a nucleic acid, or analog thereof, which is inert (*i.e.*, does not possess biological activity *per se*) but is recognized as a nucleic acid by *in vivo* processes that reduce the bioavailability of a nucleic acid having biological activity by, for example, degrading the biologically active nucleic acid or promoting its removal from circulation. The coadministration of a nucleic acid and a carrier compound, typically with an excess of the latter substance, can result in a substantial reduction of the amount of nucleic acid recovered in the liver, kidney or other extracirculatory reservoirs, presumably due to competition between the carrier compound and the nucleic acid for a common receptor. For example, the recovery of a partially phosphorothioate dsRNA in hepatic tissue can be reduced when it is coadministered with polyinosinic acid, dextran sulfate, polycytidic acid or 4-acetamido-4'-isothiocyano-stilbene-2,2'-disulfonic acid (Miyao et al., DsRNA Res. Dev., 1995, 5, 115-121; Takakura et al., DsRNA & Nucl. Acid Drug Dev., 1996, 6, 177-183).

vi. Excipients

[0358] In contrast to a carrier compound, a "pharmaceutical carrier" or "excipient" is a pharmaceutically acceptable solvent, suspending agent or any other pharmacologically inert vehicle for delivering one or more nucleic acids to an animal. The excipient can be liquid or solid and is selected, with the planned manner of administration in mind, so as to provide for the desired bulk, consistency, *etc.*, when combined with a nucleic acid and the other components of a given pharmaceutical composition. Typical pharmaceutical carriers include, but are not limited to, binding agents (*e.g.*, pregelatinized maize starch, polyvinylpyrrolidone or hydroxypropyl methylcellulose, *etc.*); fillers (*e.g.*, lactose and other sugars, microcrystalline cellulose, pectin, gelatin, calcium sulfate, ethyl cellulose, polyacrylates or calcium hydrogen phosphate, *etc.*); lubricants (*e.g.*, magnesium stearate, talc, silica, colloidal silicon dioxide, stearic acid, metallic stearates, hydrogenated vegetable oils, corn starch, polyethylene glycols, sodium benzoate, sodium acetate, *etc.*); disintegrants (*e.g.*, starch, sodium starch glycolate, *etc.*); and wetting agents (*e.g.*, sodium lauryl sulphate, *etc.*).

[0359] Pharmaceutically acceptable organic or inorganic excipients suitable for non-parenteral administration which do not deleteriously react with nucleic acids can also be used to formulate the compositions of the present invention. Suitable pharmaceutically acceptable carriers include, but are not limited to, water, salt solutions, alcohols, polyethylene glycols, gelatin, lactose, amylose, magnesium stearate, talc, silicic acid, viscous paraffin, hydroxymethylcellulose, polyvinylpyrrolidone and the like.

[0360] Formulations for topical administration of nucleic acids can include sterile and non-sterile aqueous solutions, non-aqueous solutions in common solvents such as alcohols, or solutions of the nucleic acids in liquid or solid oil bases. The solutions can also contain buffers, diluents and other suitable additives. Pharmaceutically acceptable organic or inorganic excipients suitable for non-parenteral administration which do not deleteriously react with nucleic acids can be used.

[0361] Suitable pharmaceutically acceptable excipients include, but are not limited to, water, salt solutions, alcohol, polyethylene glycols, gelatin, lactose, amylose, magnesium stearate, talc, silicic acid, viscous paraffin, hydroxymethylcellulose, polyvinylpyrrolidone and the like.

vii. Other Components

[0362] The compositions of the present invention can additionally contain other adjunct components conventionally found in pharmaceutical compositions, at their art-established usage levels. Thus, for example, the compositions can contain additional, compatible, pharmaceutically-active materials such as, for example, antipruritics, astringents, local

anesthetics or anti-inflammatory agents, or can contain additional materials useful in physically formulating various dosage forms of the compositions of the present invention, such as dyes, flavoring agents, preservatives, antioxidants, opacifiers, thickening agents and stabilizers. However, such materials, when added, should not unduly interfere with the biological activities of the components of the compositions of the present invention. The formulations can be sterilized and, if desired, mixed with auxiliary agents, e.g., lubricants, preservatives, stabilizers, wetting agents, emulsifiers, salts for influencing osmotic pressure, buffers, colorings, flavorings and/or aromatic substances and the like which do not deleteriously interact with the nucleic acid(s) of the formulation.

[0363] Aqueous suspensions can contain substances which increase the viscosity of the suspension including, for example, sodium carboxymethylcellulose, sorbitol and/or dextran. The suspension can also contain stabilizers.

[0364] In some embodiments, pharmaceutical compositions featured in the invention include (a) one or more iRNA compounds and (b) one or more agents which function by a non-RNAi mechanism and which are useful in treating a bleeding disorder. Examples of such agents include, but are not limited to an anti-inflammatory agent, anti-steatosis agent, anti-viral, and/or anti-fibrosis agent. In addition, other substances commonly used to protect the liver, such as silymarin, can also be used in conjunction with the *iRNAs described herein*. Other agents useful for treating liver diseases include telbivudine, entecavir, and protease inhibitors such as telaprevir and other disclosed, for example, in Tung et al., U.S. Application Publication Nos. 2005/0148548, 2004/0167116, and 2003/0144217; and in Hale et al., U.S. Application Publication No. 2004/0127488.

[0365] Toxicity and therapeutic efficacy of such compounds can be determined by standard pharmaceutical procedures in cell cultures or experimental animals, e.g., for determining the LD50 (the dose lethal to 50% of the population) and the ED50 (the dose therapeutically effective in 50% of the population). The dose ratio between toxic and therapeutic effects is the therapeutic index and it can be expressed as the ratio LD50/ED50. Compounds that exhibit high therapeutic indices are preferred.

[0366] The data obtained from cell culture assays and animal studies can be used in formulating a range of dosage for use in humans. The dosage of compositions featured herein in the invention lies generally within a range of circulating concentrations that include the ED50 with little or no toxicity. The dosage can vary within this range depending upon the dosage form employed and the route of administration utilized. For any compound used in the methods featured in the invention, the therapeutically effective dose can be estimated initially from cell culture assays. A dose can be formulated in animal models to achieve a circulating plasma concentration range of the compound or, when appropriate, of the polypeptide product of a target sequence (e.g., achieving a decreased concentration of the polypeptide) that includes the IC₅₀ (i.e., the concentration of the test compound which achieves a half-maximal inhibition of symptoms) as determined in cell culture. Such information can be used to more accurately determine useful doses in humans. Levels in plasma can be measured, for example, by high performance liquid chromatography.

[0367] In addition to their administration, as discussed above, the iRNAs featured in the invention can be administered in combination with other known agents effective in treatment of pathological processes mediated by PCSK9 expression. In any event, the administering physician can adjust the amount and timing of iRNA administration on the basis of results observed using standard measures of efficacy known in the art or described herein.

IV. Methods For Inhibiting PCSK9 Expression

[0368] The present disclosure provides methods of inhibiting expression of a Proprotein Convertase Subtilisin Kexin 9 (PCSK9) in a cell. The methods include contacting a cell with an RNAi agent, e.g., a double stranded RNAi agent, in an amount effective to inhibit expression of the PCSK9 in the cell, thereby inhibiting expression of the PCSK9 in the cell.

[0369] Contacting of a cell with a double stranded RNAi agent may be done *in vitro* or *in vivo*. Contacting a cell *in vivo* with the RNAi agent includes contacting a cell or group of cells within a subject, e.g., a human subject, with the RNAi agent. Combinations of *in vitro* and *in vivo* methods of contacting are also possible. Contacting may be direct or indirect, as discussed above. Furthermore, contacting a cell may be accomplished via a targeting ligand, including any ligand described herein or known in the art. In preferred implementations, the targeting ligand is a carbohydrate moiety, e.g., a GalNAc₃ ligand, or any other ligand that directs the RNAi agent to a site of interest, e.g., the liver of a subject.

[0370] The term "inhibiting," as used herein, is used interchangeably with "reducing," "silencing," "downregulating" and other similar terms, and includes any level of inhibition.

[0371] The phrase "inhibiting expression of a PCSK9" is intended to refer to inhibition of expression of any PCSK9 gene (such as, e.g., a mouse PCSK9 gene, a rat PCSK9 gene, a monkey PCSK9 gene, or a human PCSK9 gene) as well as variants or mutants of a PCSK9 gene. Thus, the PCSK9 gene may be a wild-type PCSK9 gene, a mutant PCSK9 gene, or a transgenic PCSK9 gene in the context of a genetically manipulated cell, group of cells, or organism.

[0372] "Inhibiting expression of a PCSK9 gene" includes any level of inhibition of a PCSK9 gene, e.g., at least partial suppression of the expression of a PCSK9 gene. The expression of the PCSK9 gene may be assessed based on the level, or the change in the level, of any variable associated with PCSK9 gene expression, e.g., PCSK9 mRNA level, PCSK9 protein level, or lipid levels. This level may be assessed in an individual cell or in a group of cells, including, for

example, a sample derived from a subject.

[0373] Inhibition may be assessed by a decrease in an absolute or relative level of one or more variables that are associated with PCSK9 expression compared with a control level. The control level may be any type of control level that is utilized in the art, *e.g.*, a pre-dose baseline level, or a level determined from a similar subject, cell, or sample that is untreated or treated with a control (such as, *e.g.*, buffer only control or inactive agent control).

[0374] In some implementations of the methods of the invention, expression of a PCSK9 gene is inhibited by at least about 5%, at least about 10%, at least about 15%, at least about 20%, at least about 25%, at least about 30%, at least about 35%, at least about 40%, at least about 45%, at least about 50%, at least about 55%, at least about 60%, at least about 65%, at least about 70%, at least about 75%, at least about 80%, at least about 85%, at least about 90%, at least about 91%, at least about 92%, at least about 93%, at least about 94%, at least about 95%, at least about 96%, at least about 97%, at least about 98%, or at least about 99%.

[0375] Inhibition of the expression of a PCSK9 gene may be manifested by a reduction of the amount of mRNA expressed by a first cell or group of cells (such cells may be present, for example, in a sample derived from a subject) in which a PCSK9 gene is transcribed and which has or have been treated (*e.g.*, by contacting the cell or cells with an RNAi agent of the invention, or by administering an RNAi agent of the invention to a subject in which the cells are or were present) such that the expression of a PCSK9 gene is inhibited, as compared to a second cell or group of cells substantially identical to the first cell or group of cells but which has not or have not been so treated (control cell(s)). In preferred embodiments, the inhibition is assessed by expressing the level of mRNA in treated cells as a percentage of the level of mRNA in control cells, using the following formula:

$$\frac{(\text{mRNA in control cells}) - (\text{mRNA in treated cells})}{(\text{mRNA in control cells})} \bullet 100\%$$

[0376] Alternatively, inhibition of the expression of a PCSK9 gene may be assessed in terms of a reduction of a parameter that is functionally linked to PCSK9 gene expression, *e.g.*, PCSK9 protein expression, such as lipid levels, cholesterol levels, *e.g.*, LDLc levels. PCSK9 gene silencing may be determined in any cell expressing PCSK9, either constitutively or by genomic engineering, and by any assay known in the art. The liver is the major site of PCSK9 expression. Other significant sites of expression include the pancreas, kidney, and intestines.

[0377] Inhibition of the expression of a PCSK9 protein may be manifested by a reduction in the level of the PCSK9 protein that is expressed by a cell or group of cells (*e.g.*, the level of protein expressed in a sample derived from a subject). As explained above for the assessment of mRNA suppression, the inhibition of protein expression levels in a treated cell or group of cells may similarly be expressed as a percentage of the level of protein in a control cell or group of cells.

[0378] A control cell or group of cells that may be used to assess the inhibition of the expression of a PCSK9 gene includes a cell or group of cells that has not yet been contacted with an RNAi agent of the invention. For example, the control cell or group of cells may be derived from an individual subject (*e.g.*, a human or animal subject) prior to treatment of the subject with an RNAi agent.

[0379] The level of PCSK9 mRNA that is expressed by a cell or group of cells may be determined using any method known in the art for assessing mRNA expression. In one embodiment, the level of expression of PCSK9 in a sample is determined by detecting a transcribed polynucleotide, or portion thereof, *e.g.*, mRNA of the PCSK9 gene. RNA may be extracted from cells using RNA extraction techniques including, for example, using acid phenol/guanidine isothiocyanate extraction (RNAzol B; Biogenesis), RNeasy RNA preparation kits (Qiagen) or PAXgene (PreAnalytix, Switzerland). Typical assay formats utilizing ribonucleic acid hybridization include nuclear run-on assays, RT-PCR, RNase protection assays (Melton et al., *Nuc. Acids Res.* 12:7035), Northern blotting, *in situ* hybridization, and microarray analysis.

[0380] In one implementation, the level of expression of PCSK9 is determined using a nucleic acid probe. The term "probe", as used herein, refers to any molecule that is capable of selectively binding to a specific PCSK9. Probes can be synthesized by one of skill in the art, or derived from appropriate biological preparations. Probes may be specifically designed to be labeled. Examples of molecules that can be utilized as probes include, but are not limited to, RNA, DNA, proteins, antibodies, and organic molecules.

[0381] Isolated mRNA can be used in hybridization or amplification assays that include, but are not limited to, Southern or Northern analyses, polymerase chain reaction (PCR) analyses and probe arrays. One method for the determination of mRNA levels involves contacting the isolated mRNA with a nucleic acid molecule (probe) that can hybridize to PCSK9 mRNA. In one embodiment, the mRNA is immobilized on a solid surface and contacted with a probe, for example by running the isolated mRNA on an agarose gel and transferring the mRNA from the gel to a membrane, such as nitrocellulose. In an alternative implementation, the probe(s) are immobilized on a solid surface and the mRNA is contacted with the probe(s), for example, in an Affymetrix gene chip array. A skilled artisan can readily adapt known mRNA detection methods for use in determining the level of PCSK9 mRNA.

[0382] An alternative method for determining the level of expression of PCSK9 in a sample involves the process of nucleic acid amplification and/or reverse transcriptase (to prepare cDNA) of for example mRNA in the sample, *e.g.*, by RT-PCR (the experimental embodiment set forth in Mullis, 1987, U.S. Pat. No. 4,683,202), ligase chain reaction (Barany (1991) Proc. Natl. Acad. Sci. USA 88:189-193), self sustained sequence replication (Guatelli et al. (1990) Proc. Natl. Acad. Sci. USA 87:1874-1878), transcriptional amplification system (Kwoh et al. (1989) Proc. Natl. Acad. Sci. USA 86:1173-1177), Q-Beta Replicase (Lizardi et al. (1988) Bio/Technology 6:1197), rolling circle replication (Lizardi et al., U.S. Pat. No. 5,854,033) or any other nucleic acid amplification method, followed by the detection of the amplified molecules using techniques well known to those of skill in the art. These detection schemes are especially useful for the detection of nucleic acid molecules if such molecules are present in very low numbers. In particular aspects of the invention, the level of expression of PCSK9 is determined by quantitative fluorogenic RT-PCR (*i.e.*, the TaqMan™ System).

[0383] The expression levels of PCSK9 mRNA may be monitored using a membrane blot (such as used in hybridization analysis such as Northern, Southern, dot, and the like), or microwells, sample tubes, gels, beads or fibers (or any solid support comprising bound nucleic acids). See U.S. Pat. Nos. 5,770,722, 5,874,219, 5,744,305, 5,677,195 and 5,445,934, which are incorporated herein by reference. The determination of PCSK9 expression level may also comprise using nucleic acid probes in solution.

[0384] In preferred implementations, the level of mRNA expression is assessed using branched DNA (bDNA) assays or real time PCR (qPCR). The use of these methods is described and exemplified in the Examples presented herein.

[0385] The level of PCSK9 protein expression may be determined using any method known in the art for the measurement of protein levels. Such methods include, for example, electrophoresis, capillary electrophoresis, high performance liquid chromatography (HPLC), thin layer chromatography (TLC), hyperdiffusion chromatography, fluid or gel precipitation reactions, absorption spectroscopy, a colorimetric assays, spectrophotometric assays, flow cytometry, immunodiffusion (single or double), immunoelectrophoresis, Western blotting, radioimmunoassay (RIA), enzyme-linked immunosorbent assays (ELISAs), immunofluorescent assays, electrochemiluminescence assays, and the like.

[0386] The term "sample" as used herein refers to a collection of similar fluids, cells, or tissues isolated from a subject, as well as fluids, cells, or tissues present within a subject. Examples of biological fluids include blood, serum and serosal fluids, plasma, lymph, urine, cerebrospinal fluid, saliva, ocular fluids, and the like. Tissue samples may include samples from tissues, organs or localized regions. For example, samples may be derived from particular organs, parts of organs, or fluids or cells within those organs. In certain implementations, samples may be derived from the liver (*e.g.*, whole liver or certain segments of liver or certain types of cells in the liver, such as, *e.g.*, hepatocytes). In preferred embodiments, a "sample derived from a subject" refers to blood or plasma drawn from the subject. In further implementations, a "sample derived from a subject" refers to liver tissue derived from the subject.

[0387] In some implementations of the methods of the invention, the RNAi agent is administered to a subject such that the RNAi agent is delivered to a specific site within the subject. The inhibition of expression of PCSK9 may be assessed using measurements of the level or change in the level of PCSK9 mRNA or PCSK9 protein in a sample derived from fluid or tissue from the specific site within the subject. In preferred implementations, the site is the liver. The site may also be a subsection or subgroup of cells from any one of the aforementioned sites. The site may also include cells that express a particular type of receptor.

V. Methods for Treating or Preventing a PCSK9-Associated Disease

[0388] The present disclosure also provides methods for treating or preventing diseases and conditions that can be modulated by down regulating PCSK9 gene expression. For example, the compositions described herein can be used to treat lipidemia, *e.g.*, a hyperlipidemia and other forms of lipid imbalance such as hypercholesterolemia, hypertriglyceridemia and the pathological conditions associated with these disorders such as heart and circulatory diseases. Other diseases and conditions that can be modulated by down regulating PCSK9 gene expression include lysosomal storage diseases including, but not limited to, Niemann-Pick disease, Tay-Sachs disease, Lysosomal acid lipase deficiency, and Gaucher Disease. The methods include administering to the subject a therapeutically effective amount or prophylactically effective amount of an RNAi agent of the invention. In some implementations, the method includes administering an effective amount of a PCSK9 siRNA to a patient having a heterozygous LDLR genotype.

[0389] The effect of the decreased PCSK9 gene preferably results in a decrease in LDLc (low density lipoprotein cholesterol) levels in the blood, and more particularly in the serum, of the mammal. In some implementations, LDLc levels are decreased by at least 10%, 15%, 20%, 25%, 30%, 40%, 50%, 60%, 70%, 80%, 90% or more, as compared to pretreatment levels.

[0390] As used herein, a "subject" includes a human or non-human animal, preferably a vertebrate, and more preferably a mammal. A subject may include a transgenic organism. Most preferably, the subject is a human, such as a human suffering from or predisposed to developing a PCSK9-associated disease.

[0391] In some implementations of the methods of the invention, PCSK9 expression is decreased for an extended

duration, e.g., at least one week, two weeks, three weeks, or four weeks or longer. For example, in certain instances, expression of the PCSK9 gene is suppressed by at least about 5%, 10%, 15%, 20%, 25%, 30%, 35%, 40%, 45%, or 50% by administration of an iRNA agent described herein. In some implementations, the PCSK9 gene is suppressed by at least about 60%, 70%, or 80% by administration of the iRNA agent. In some embodiments, the PCSK9 gene is suppressed by at least about 85%, 90%, or 95% by administration of the double-stranded oligonucleotide.

[0392] The RNAi agents of the invention may be administered to a subject using any mode of administration known in the art, including, but not limited to subcutaneous, intravenous, intramuscular, intraocular, intrabronchial, intrapleural, intraperitoneal, intraarterial, lymphatic, cerebrospinal, and any combinations thereof. In preferred embodiments, the agents are administered subcutaneously.

[0393] In some implementations, the administration is via a depot injection. A depot injection may release the RNAi agent in a consistent way over a prolonged time period. Thus, a depot injection may reduce the frequency of dosing needed to obtain a desired effect, e.g., a desired inhibition of PCSK9, or a therapeutic or prophylactic effect. A depot injection may also provide more consistent serum concentrations. Depot injections may include subcutaneous injections or intramuscular injections. In preferred implementations, the depot injection is a subcutaneous injection.

[0394] In some implementations, the administration is via a pump. The pump may be an external pump or a surgically implanted pump. In certain implementations, the pump is a subcutaneously implanted osmotic pump. In other implementations, the pump is an infusion pump. An infusion pump may be used for intravenous, subcutaneous, arterial, or epidural infusions. In preferred implementations, the infusion pump is a subcutaneous infusion pump. In other implementations, the pump is a surgically implanted pump that delivers the RNAi agent to the liver.

[0395] Other modes of administration include epidural, intracerebral, intracerebroventricular, nasal administration, intraarterial, intracardiac, intraosseous infusion, intrathecal, and intravitreal, and pulmonary. The mode of administration may be chosen based upon whether local or systemic treatment is desired and based upon the area to be treated. The route and site of administration may be chosen to enhance targeting.

[0396] The method includes administering an iRNA agent, e.g., a dose sufficient to depress levels of PCSK9 mRNA for at least 5, more preferably 7, 10, 14, 21, 25, 30 or 40 days; and optionally, administering a second single dose of dsRNA, wherein the second single dose is administered at least 5, more preferably 7, 10, 14, 21, 25, 30 or 40 days after the first single dose is administered, thereby inhibiting the expression of the PCSK9 gene in a subject.

[0397] In one implementation, doses of iRNA agent of the invention are administered not more than once every four weeks, not more than once every three weeks, not more than once every two weeks, or not more than once every week.

In another implementation, the administrations can be maintained for one, two, three, or six months, or one year or longer.

[0398] In another implementation, administration can be provided when Low Density Lipoprotein cholesterol (LDLc) levels reach or surpass a predetermined minimal level, such as greater than 70mg/dL, 130 mg/dL, 150 mg/dL, 200 mg/dL, 300 mg/dL, or 400 mg/dL.

[0399] In general, the iRNA agent does not activate the immune system, e.g., it does not increase cytokine levels, such as TNF-alpha or IFN-alpha levels. For example, when measured by an assay, such as an in vitro PBMC assay, such as described herein, the increase in levels of TNF-alpha or IFN-alpha, is less than 30%, 20%, or 10% of control cells treated with a control dsRNA, such as a dsRNA that does not target PCSK9.

[0400] For example, a subject can be administered a therapeutic amount of an iRNA agent, such as 0.5 mg/kg, 1.0 mg/kg, 1.5 mg/kg, 2.0 mg/kg, or 2.5 mg/kg dsRNA. The iRNA agent can be administered by intravenous infusion over a period of time, such as over a 5 minute, 10 minute, 15 minute, 20 minute, or 25 minute period. The administration is repeated, for example, on a regular basis, such as biweekly (i.e., every two weeks) for one month, two months, three months, four months or longer. After an initial treatment regimen, the treatments can be administered on a less frequent basis. For example, after administration biweekly for three months, administration can be repeated once per month, for six months or a year or longer. Administration of the iRNA agent can reduce PCSK9 levels, e.g., in a cell, tissue, blood, urine or other compartment of the patient by at least 10%, at least 15%, at least 20%, at least 25%, at least 30%, at least 40%, at least 50%, at least 60%, at least 70%, at least 80 % or at least 90% or more.

[0401] Before administration of a full dose of the iRNA agent, patients can be administered a smaller dose, such as a 5% infusion reaction, and monitored for adverse effects, such as an allergic reaction, or for elevated lipid levels or blood pressure. In another example, the patient can be monitored for unwanted immunostimulatory effects, such as increased cytokine (e.g., TNF-alpha or INF-alpha) levels.

[0402] A treatment or preventive effect is evident when there is a statistically significant improvement in one or more parameters of disease status, or by a failure to worsen or to develop symptoms where they would otherwise be anticipated. As an example, a favorable change of at least 10% in a measurable parameter of disease, and preferably at least 20%, 30%, 40%, 50% or more can be indicative of effective treatment. Efficacy for a given iRNA agent of the invention or formulation of that iRNA agent can also be judged using an experimental animal model for the given disease as known in the art. When using an experimental animal model, efficacy of treatment is evidenced when a statistically significant reduction in a marker or symptom is observed.

[0403] In one implementation, the RNAi agent is administered at a dose of between about 0.25 mg/kg to about 50

mg/kg, e.g., between about 0.25 mg/kg to about 0.5 mg/kg, between about 0.25 mg/kg to about 1 mg/kg, between about 0.25 mg/kg to about 5 mg/kg, between about 0.25 mg/kg to about 10 mg/kg, between about 1 mg/kg to about 10 mg/kg, between about 5 mg/kg to about 15 mg/kg, between about 10 mg/kg to about 20 mg/kg, between about 15 mg/kg to about 25 mg/kg, between about 20 mg/kg to about 30 mg/kg, between about 25 mg/kg to about 35 mg/kg, or between about 40 mg/kg to about 50 mg/kg.

[0404] In some implementations, the RNAi agent is administered at a dose of about 0.25 mg/kg, about 0.5 mg/kg, about 1 mg/kg, about 2 mg/kg, about 3 mg/kg, about 4 mg/kg, about 5 mg/kg, about 6 mg/kg, about 7 mg/kg, about 8 mg/kg, about 9 mg/kg, about 10 mg/kg, about 11 mg/kg, about 12 mg/kg, about 13 mg/kg, about 14 mg/kg, about 15 mg/kg, about 16 mg/kg, about 17 mg/kg, about 18 mg/kg, about 19 mg/kg, about 20 mg/kg, about 21 mg/kg, about 22 mg/kg, about 23 mg/kg, about 24 mg/kg, about 25 mg/kg, about 26 mg/kg, about 27 mg/kg, about 28 mg/kg, about 29 mg/kg, 30 mg/kg, about 31 mg/kg, about 32 mg/kg, about 33 mg/kg, about 34 mg/kg, about 35 mg/kg, about 36 mg/kg, about 37 mg/kg, about 38 mg/kg, about 39 mg/kg, about 40 mg/kg, about 41 mg/kg, about 42 mg/kg, about 43 mg/kg, about 44 mg/kg, about 45 mg/kg, about 46 mg/kg, about 47 mg/kg, about 48 mg/kg, about 49 mg/kg or about 50 mg/kg. In one implementation, iRNA agent is administered at a dose of about 25 mg/kg.

[0405] The dose of an RNAi agent that is administered to a subject may be tailored to balance the risks and benefits of a particular dose, for example, to achieve a desired level of PCSK9 gene suppression (as assessed, e.g., based on PCSK9 mRNA suppression, PCSK9 protein expression, or a reduction in lipid levels) or a desired therapeutic or prophylactic effect, while at the same time avoiding undesirable side effects.

[0406] In some implementations, the RNAi agent is administered in two or more doses. If desired to facilitate repeated or frequent infusions, implantation of a delivery device, e.g., a pump, semi-permanent stent (e.g., intravenous, intraperitoneal, intracisternal or intracapsular), or reservoir may be advisable. In some implementations, the number or amount of subsequent doses is dependent on the achievement of a desired effect, e.g., the suppression of a PCSK9 gene, or the achievement of a therapeutic or prophylactic effect, e.g., reducing reducing a symptom of hypercholesterolemia. In some implementations, the RNAi agent is administered according to a schedule. For example, the RNAi agent may be administered once per week, twice per week, three times per week, four times per week, or five times per week. In some implementations, the schedule involves regularly spaced administrations, e.g., hourly, every four hours, every six hours, every eight hours, every twelve hours, daily, every 2 days, every 3 days, every 4 days, every 5 days, weekly, biweekly, or monthly. In other embodiments, the schedule involves closely spaced administrations followed by a longer period of time during which the agent is not administered. For example, the schedule may involve an initial set of doses that are administered in a relatively short period of time (e.g., about every 6 hours, about every 12 hours, about every 24 hours, about every 48 hours, or about every 72 hours) followed by a longer time period (e.g., about 1 week, about 2 weeks, about 3 weeks, about 4 weeks, about 5 weeks, about 6 weeks, about 7 weeks, or about 8 weeks) during which the RNAi agent is not administered. In one implementation, the RNAi agent is initially administered hourly and is later administered at a longer interval (e.g., daily, weekly, biweekly, or monthly). In another implementation, the RNAi agent is initially administered daily and is later administered at a longer interval (e.g., weekly, biweekly, or monthly). In certain implementations, the longer interval increases over time or is determined based on the achievement of a desired effect. In a specific implementation, the RNAi agent is administered once daily during a first week, followed by weekly dosing starting on the eighth day of administration. In another specific implementation, the RNAi agent is administered every other day during a first week followed by weekly dosing starting on the eighth day of administration.

[0407] In one implementation, the iRNA agent is administered two times per week. In one implementation, iRNA agent is administered two times per week at a dose of 1 mg/kg. In another implementation, iRNA agent is administered two times per week at a dose of 2 mg/kg.

[0408] In one implementation, the iRNA agent is administered once every two weeks. In one implementation, iRNA agent is administered once every two week at a dose of 1 mg/kg. In another implementation, iRNA agent is administered once every two week at a dose of 2 mg/kg.

[0409] In one implementation, the iRNA agent is administered once a week. In one implementation, iRNA agent is administered once a week at a dose of 0.5 mg/kg. In one implementation, iRNA agent is administered once a week at a dose of 1 mg/kg. In another implementation, iRNA agent is administered once a week at a dose of 2 mg/kg.

[0410] In some implementations, the RNAi agent is administered in a dosing regimen that includes a "loading phase" of closely spaced administrations that may be followed by a "maintenance phase", in which the RNAi agent is administered at longer spaced intervals. In one implementation, the loading phase comprises five daily administrations of the RNAi agent during the first week. In another implementation, the maintenance phase comprises one or two weekly administrations of the RNAi agent. In a further implementation, the maintenance phase lasts for 5 weeks. In one implementation, the loading phase comprises administration of a dose of 2 mg/kg, 1 mg/kg or 0.5 mg/kg five times a week. In another implementation, the maintenance phase comprises administration of a dose of 2 mg/kg, 1 mg/kg or 0.5 mg/kg once, twice, or three times weekly, once every two weeks, once every three weeks, once a month, once every two months, once every three months, once every four months, once every five months, or once every six months.

[0411] Any of these schedules may optionally be repeated for one or more iterations. The number of iterations may

depend on the achievement of a desired effect, e.g., the suppression of a PCSK9 gene, and/or the achievement of a therapeutic or prophylactic effect, e.g., reducing serum cholesterol levels or reducing a symptom of hypercholesterolemia.

[0412] In further implementations, administration of a siRNA is administered in combination an additional therapeutic agent. The siRNA and an additional therapeutic agent can be administered in combination in the same composition, e.g., parenterally, or the additional therapeutic agent can be administered as part of a separate composition or by another method described herein.

[0413] Examples of additional therapeutic agents include those known to treat an agent known to treat a lipid disorders, such as hypercholesterolemia, atherosclerosis or dyslipidemia. For example, a siRNA featured in the invention can be administered with, e.g., an HMG-CoA reductase inhibitor (e.g., a statin), a fibrates, a bile acid sequestrant, niacin, an antiplatelet agent, an angiotensin converting enzyme inhibitor, an angiotensin II receptor antagonist (e.g., losartan potassium, such as Merck & Co.'s Cozaar®), an acylCoA cholesterol acetyltransferase (ACAT) inhibitor, a cholesterol absorption inhibitor, a cholesterol ester transfer protein (CETP) inhibitor, a microsomal triglyceride transfer protein (MTTP) inhibitor, a cholesterol modulator, a bile acid modulator, a peroxisome proliferation activated receptor (PPAR) agonist, a gene-based therapy, a composite vascular protectant (e.g., AGI-1067, from Atherogenics), a glycoprotein IIb/IIIa inhibitor, aspirin or an aspirin-like compound, an IBAT inhibitor (e.g., S-8921, from Shionogi), a squalene synthase inhibitor, or a monocyte chemoattractant protein (MCP)-I inhibitor. Exemplary HMG-CoA reductase inhibitors include atorvastatin (Pfizer's Lipitor®/Tahor/Sortis/Torvast/Cardyl), pravastatin (Bristol-Myers Squibb's Pravachol, Sankyo's Mevalotin/Sanaprav), simvastatin (Merck's Zocor®/Sinvacor, Boehringer Ingelheim's Denan, Banyu's Lipovas), lovastatin (Merck's Mevacor/Mevinacor, Bexal's Lovastatina, Cepa; Schwarz Pharma's Liposcler), fluvastatin (Novartis' Lescol®/Locol/Lochol, Fujisawa's Cranoc, Solvay's Digaril), cerivastatin (Bayer's Lipobay/GlaxoSmithKline's Baycol), rosuvastatin (AstraZeneca's Crestor®), and pitivastatin (itavastatin/risivastatin) (Nissan Chemical, Kowa Kogyo, Sankyo, and Novartis). Exemplary fibrates include, e.g., bezafibrate (e.g., Roche's Befizal®/Cedur®/Bezalip®, Kissei's Bezatol), clofibrate (e.g., Wyeth's Atromid-S®), fenofibrate (e.g., Fournier's Lipidil/Lipantil, Abbott's Tricor®, Takeda's Lipantil, generics), gemfibrozil (e.g., Pfizer's Lopid/Lipur) and ciprofibrate (Sanofi-Synthelabo's Modalim®). Exemplary bile acid sequestrants include, e.g., cholestyramine (Bristol-Myers Squibb's Questran® and Questran Light™), colestipol (e.g., Pharmacia's Colestid), and colessevelam (Genzyme/Sankyo's WelChol™). Exemplary niacin therapies include, e.g., immediate release formulations, such as Aventis' Nicobid, Upsher-Smith's Niacor, Aventis' Nicolar, and Sanwakagaku's Perycit. Niacin extended release formulations include, e.g., Kos Pharmaceuticals' Niaspan and Upsher-Smith's Slo-Niacin. Exemplary antiplatelet agents include, e.g., aspirin (e.g., Bayer's aspirin), clopidogrel (Sanofi-Synthelabo/Bristol-Myers Squibb's Plavix), and ticlopidine (e.g., Sanofi-Synthelabo's Ticlid and Daiichi's Panaldine). Other aspirin-like compounds useful in combination with a dsRNA targeting PCSK9 include, e.g., Asacard (slow-release aspirin, by Pharmacia) and Pamicrogel (Kanebo/Angelini Ricerche/CEPA). Exemplary angiotensin-converting enzyme inhibitors include, e.g., ramipril (e.g., Aventis' Altace) and enalapril (e.g., Merck & Co.'s Vasotec). Exemplary acyl CoA cholesterol acetyltransferase (AC AT) inhibitors include, e.g., avasimibe (Pfizer), eflucimibe (BioMsrieux Pierre Fabre/Eli Lilly), CS-505 (Sankyo and Kyoto), and SMP-797 (Sumito). Exemplary cholesterol absorption inhibitors include, e.g., ezetimibe (Merck/Schering-Plough Pharmaceuticals Zetia®) and Pamaqueside (Pfizer). Exemplary CETP inhibitors include, e.g., Torcetrapib (also called CP-529414, Pfizer), JTT-705 (Japan Tobacco), and CETi-1 (Avant Immunotherapeutics). Exemplary microsomal triglyceride transfer protein (MTTP) inhibitors include, e.g., implitapide (Bayer), R-103757 (Janssen), and CP-346086 (Pfizer). Other exemplary cholesterol modulators include, e.g., NO- 1886 (Otsuka/TAP Pharmaceutical), CI- 1027 (Pfizer), and WAY- 135433 (Wyeth-Ayerst).

[0414] Exemplary bile acid modulators include, e.g., HBS-107 (Hisamitsu/Banyu), Btg-511 (British Technology Group), BARI-1453 (Aventis), S-8921 (Shionogi), SD-5613 (Pfizer), and AZD- 7806 (AstraZeneca). Exemplary peroxisome proliferation activated receptor (PPAR) agonists include, e.g., tesaglitazar (AZ-242) (AstraZeneca), Netoglitazone (MCC-555) (Mitsubishi/ Johnson & Johnson), GW-409544 (Ligand Pharmaceuticals/GlaxoSmithKline), GW-501516 (Ligand Pharmaceuticals/GlaxoSmithKline), LY-929 (Ligand Pharmaceuticals and Eli Lilly), LY-465608 (Ligand Pharmaceuticals and Eli Lilly), LY-518674 (Ligand Pharmaceuticals and Eli Lilly), and MK-767 (Merck and Kyorin). Exemplary gene-based therapies include, e.g., AdGWEGF 121.10 (GenVec), ApoAI (UCB Pharma/Groupe Fournier), EG-004 (Trinam) (Ark Therapeutics), and ATP-binding cassette transporter- A1 (ABCA1) (CV Therapeutics/Incyte, Aventis, Xenon). Exemplary Glycoprotein IIb/IIIa inhibitors include, e.g., roxifiban (also called DMP754, Bristol-Myers Squibb), Gantofiban (Merck KGaA/Yamanouchi), and Cromafiban (Millennium Pharmaceuticals). Exemplary squalene synthase inhibitors include, e.g., BMS- 1884941 (Bristol-Myers Squibb), CP-210172 (Pfizer), CP-295697 (Pfizer), CP-294838 (Pfizer), and TAK-475 (Takeda). An exemplary MCP-I inhibitor is, e.g., RS-504393 (Roche Bioscience). The anti-atherosclerotic agent BO-653 (Chugai Pharmaceuticals), and the nicotinic acid derivative Nyclin (Yamanouchi Pharmaceuticals) are also appropriate for administering in combination with a dsRNA featured in the invention. Exemplary combination therapies suitable for administration with a dsRNA targeting PCSK9 include, e.g., advicor (Niacin/lovastatin from Kos Pharmaceuticals), amlodipine/atorvastatin (Pfizer), and ezetimibe/simvastatin (e.g., Vytorin® 10/10, 10/20, 10/40, and 10/80 tablets by Merck/Schering-Plough Pharmaceuticals). Agents for treating hypercholesterolemia, and suitable for administration in combination with a dsRNA targeting PCSK9 include, e.g., lovastatin, niacin Altoprev® Extended-Release Tablets (Andrx

Labs), lovastatin Caduet® Tablets (Pfizer), amlodipine besylate, atorvastatin calcium Crestor® Tablets (AstraZeneca), rosuvastatin calcium Lescol® Capsules (Novartis), fluvastatin sodium Lescol® (Reliant, Novartis), fluvastatin sodium Lipitor® Tablets (Parke-Davis), atorvastatin calcium Lofibra® Capsules (Gate), Niaspan Extended-Release Tablets (Kos), niacin Pravachol Tablets (Bristol-Myers Squibb), pravastatin sodium TriCor® Tablets (Abbott), fenofibrate Vytorin® 10/10 Tablets (Merck/Schering-Plough Pharmaceuticals), ezetimibe, simvastatin WelChol™ Tablets (Sankyo), colesevelam hydrochloride Zetia® Tablets (Schering), ezetimibe Zetia® Tablets (Merck/Schering-Plough Pharmaceuticals), and ezetimibe Zocor® Tablets (Merck).

[0415] In one implementation, an iRNA agent is administered in combination with an ezetimibe/simvastatin combination (e.g., Vytorin® (Merck/Schering-Plough Pharmaceuticals)). In one implementation, the iRNA agent is administered to the patient, and then the additional therapeutic agent is administered to the patient (or *vice versa*). In another implementation, the iRNA agent and the additional therapeutic agent are administered at the same time.

[0416] In another aspect, the disclosure features, a method of instructing an end user, e.g., a caregiver or a subject, on how to administer an iRNA agent described herein. The method includes, optionally, providing the end user with one or more doses of the iRNA agent, and instructing the end user to administer the iRNA agent on a regimen described herein, thereby instructing the end user.

[0417] In one aspect, the disclosure provides a method of treating a patient by selecting a patient on the basis that the patient is in need of LDL lowering, LDL lowering without lowering of HDL, ApoB lowering, or total cholesterol lowering. The method includes administering to the patient a siRNA in an amount sufficient to lower the patient's LDL levels or ApoB levels, e.g., without substantially lowering HDL levels.

[0418] Genetic predisposition plays a role in the development of target gene associated diseases, e.g., hyperlipidemia. Therefore, a patient in need of a siRNA can be identified by taking a family history, or, for example, screening for one or more genetic markers or variants. Examples of genes involved in hyperlipidemia include but are not limited to, e.g., LDL receptor (LDLR), the apolipoproteins (ApoA1, ApoB, ApoE, and the like), Cholesteryl ester transfer protein (CETP), Lipoprotein lipase (LPL), hepatic lipase (LIPC), Endothelial lipase (EL), Lecithincholesterol acyltransferase (LCAT).

[0419] A healthcare provider, such as a doctor, nurse, or family member, can take a family history before prescribing or administering an iRNA agent of the invention. In addition, a test may be performed to determine a genotype or phenotype. For example, a DNA test may be performed on a sample from the patient, e.g., a blood sample, to identify the PCSK9 genotype and/or phenotype before a PCSK9 dsRNA is administered to the patient. In another embodiment, a test is performed to identify a related genotype and/or phenotype, e.g., a LDLR genotype. Example of genetic variants with the LDLR gene can be found in the art, e.g., in the following publications which are incorporated by reference: Costanza et al (2005) Am J Epidemiol. 15;161(8):714-24; Yamada et al. (2008) J Med Genet. Jan;45(1):22-8, Epub 2007 Aug 31; and Boes et al (2009) Exp. Gerontol 44: 136-160, Epub 2008 Nov 17.

VI. Kits

[0420] The present disclosure also provides kits for using any of the iRNA agents and/or performing any of the described methods. Such kits include one or more RNAi agent(s) and instructions for use, e.g., instructions for inhibiting expression of a PCSK9 in a cell by contacting the cell with the RNAi agent(s) in an amount effective to inhibit expression of the PCSK9. The kits may optionally further comprise means for contacting the cell with the RNAi agent (e.g., an injection device), or means for measuring the inhibition of PCSK9 (e.g., means for measuring the inhibition of PCSK9 mRNA or TTR protein). Such means for measuring the inhibition of PCSK9 may comprise a means for obtaining a sample from a subject, such as, e.g., a plasma sample. The kits of the invention may optionally further comprise means for administering the RNAi agent(s) to a subject or means for determining the therapeutically effective or prophylactically effective amount.

[0421] Unless otherwise defined, all technical and scientific terms used herein have the same meaning as commonly understood by one of ordinary skill in the art to which this invention belongs. Although methods and materials similar or equivalent to those described herein can be used in the practice or testing of the iRNAs and methods, suitable methods and materials are described below. In case of conflict, the present specification, including definitions, will control. In addition, the materials, methods, and examples are illustrative only and not intended to be limiting.

EXAMPLES

Materials and Methods

[0422] The following materials and methods were used in the Examples.

EP 2 929 031 B1

cDNA synthesis using ABI High capacity cDNA reverse transcription kit (Applied Biosystems, Foster City, CA, Cat #4368813)

5 **[0423]** A master mix of 2 μ l 10X Buffer, 0.8 μ l 25X dNTPs, 2 μ l Random primers, 1 μ l Reverse Transcriptase, 1 μ l RNase inhibitor and 3.2 μ l of H₂O per reaction was added into 10 μ l total RNA. cDNA was generated using a Bio-Rad C-1000 or S-1000 thermal cycler (Hercules, CA) through the following steps: 25°C 10 min, 37°C 120 min, 85°C 5 sec, 4°C hold.

Cell culture and transfections

10 **[0424]** Hep3B, HepG2 or HeLa cells (ATCC, Manassas, VA) were grown to near confluence at 37°C in an atmosphere of 5% CO₂ in recommended media (ATCC) supplemented with 10% FBS and glutamine (ATCC) before being released from the plate by trypsinization. For duplexes screened in 96-well format, transfection was carried out by adding 44.75 μ l of Opti-MEM plus 0.25 μ l of Lipofectamine RNAiMax per well (Invitrogen, Carlsbad CA. cat # 13778-150) to 5 μ l of each siRNA duplex to an individual well in a 96-well plate. The mixture was then incubated at room temperature for 15 minutes.
15 Fifty μ l of complete growth media without antibiotic containing $\sim 2 \times 10^4$ cells were then added to the siRNA mixture. For duplexes screened in 384-well format, 5 μ l of Opti-MEM plus 0.1 μ l of Lipofectamine RNAiMax (Invitrogen, Carlsbad CA. cat # 13778-150) was mixed with 5 μ l of each siRNA duplex per an individual well. The mixture was then incubated at room temperature for 15 minutes followed by addition of 40 μ l of complete growth media without antibiotic containing $\sim 8 \times 10^3$ cells. Cells were incubated for 24 hours prior to RNA purification. Single dose experiments were performed at 10nM and 0.1nM final duplex concentration and dose response experiments were done using 8 X 5-fold serial dilutions starting from 2nM.
20

Free uptake transfection

25 **[0425]** Five μ l of each GalNac conjugated siRNA in PBS was combined with 3×10^4 freshly thawed cryopreserved *Cynomolgus* monkey hepatocytes (In Vitro Technologies- Celsis, Baltimore, MD; lot#JQD) resuspended in 95 μ l of In Vitro Gro CP media (In Vitro Technologies- Celsis, Baltimore, MD) in each well of a 96-well plate or 5 μ l siRNA and 45 μ l media containing 1.2×10^3 cells for 384 well plate format. The mixture was incubated for about 24 hours at 37°C in an atmosphere of 5% CO₂. siRNAs were tested at multiple concentrations between 500 and 0.1nM for single dose experiments and using 8 X 5-fold serial dilutions starting from 500nM for dose response experiments.
30

Total RNA isolation using DYNABEADS mRNA Isolation Kit (Invitrogen, part #: 610-12)

35 **[0426]** Cells were harvested and lysed in 150 μ l of Lysis/Binding Buffer then mixed for 5 minutes at 850rpm using an Eppendorf Thermomixer (the mixing speed was the same throughout the process). Ten microliters of magnetic beads and 80 μ l Lysis/Binding Buffer mixture were added to a round bottom plate and mixed for 1 minute. Magnetic beads were captured using magnetic stand and the supernatant was removed without disturbing the beads. After removing the supernatant, the lysed cells were added to the remaining beads and mixed for 5 minutes. After removing the supernatant, magnetic beads were washed 2 times with 150 μ l Wash Buffer A and mixed for 1 minute. Beads were captured again and the supernatant removed. Beads were then washed with 150 μ l Wash Buffer B, captured and the supernatant was removed. Beads were next washed with 150 μ l Elution Buffer, captured and the supernatant removed. Beads were allowed to dry for 2 minutes. After drying, 50 μ l of Elution Buffer was added and mixed for 5 minutes at 70°C. Beads were captured on a magnet for 5 minutes. Fifty μ l of supernatant was removed and added to another 96-well plate.
40

[0427] For 384-well format, the cells were lysed for one minute by addition of 50 μ l Lysis/Binding buffer. Two μ l of magnetic beads per well was used. The required volume of beads was aliquoted, captured on a magnetic stand, and the bead storage solution was removed. The beads were then resuspended in the required volume of Lysis/Binding buffer (25 μ l per well) and 25 μ l of bead suspension was added to the lysed cells. The lysate-bead mixture was incubated for 10 minutes on VibraTransaltor at setting #7 (UnionScientific Corp., Randallstown, MD). Subsequently beads were captured using a magnetic stand, the supernatant removed and the beads are washed once with 90 μ l Buffer A, followed by single washing steps with 90 μ l Buffer B and 100 μ l of Elution buffer. The beads were soaked in each washing buffer for ~ 1 minute (no mixing involved). After the final wash step, the beads were resuspended in 15 μ l of elution buffer for 5 minutes at 70°C, followed by bead capture and the removal of the supernatant (up to 8 μ l) for cDNA synthesis and/or purified RNA storage (-20°C).
45
50

55 *Real time PCR*

[0428] Two μ l of cDNA was added to a master mix containing 0.5 μ l human GAPDH TaqMan Probe (Applied Biosystems Cat #4326317E), 0.5 μ l human PCSK9 TaqMan probe (Applied Biosystems cat # Hs03037355_m1) for human cells or

EP 2 929 031 B1

0.5 μ l *Cynomolgus* GAPDH custom TaqMan Assay (150nM cyno GAP F primer-5'GCATCCTGGGCTACTGA (SEQ ID NO: 5); 150nM cyno GAP R primer-5'-TGGGTGTCGCTGTTGAAGTC (SEQ ID NO: 6) 250nM cyno GAP probe- 5'-5HEX-CCAGGTGGTCTCCTCC-BHQ1-Q-3' (SEQ ID NO: 7)), 0.5 μ l *Cynomolgus* PCSK9 custom TaqMan Assay (900nM cyno PCSK9 F primer 5'-ACGTGGCTGGCATTGCA (SEQ ID NO: 8); 900nM cyno PCSK9 R primer 5'-AAGTGGAT-CAGTCTCTGCCTCAA (SEQ ID NO: 9); 250nM cyno PCSK9 probe 5'-6FAM-CATGATGCTGTCTGCCGAGCCG-BHQ1-Q-3' (SEQ ID NO: 10)) for *Cynomolgus* cells and 5 μ l Lightcycler 480 probe master mix (Roche Cat #04887301001) per well in a 384 well plate (Roche cat # 04887301001). Real time PCR was performed in a Roche LC480 Real Time PCR system (Roche) using the $\Delta\Delta$ Ct(RQ) assay. Each duplex was tested in two independent transfections and each transfection was assayed in duplicate, unless otherwise noted.

[0429] To calculate relative fold change, real time data were analyzed using the $\Delta\Delta$ Ct method and normalized to assays performed with cells transfected with 10nM AD-1955, or mock transfected cells. For free uptake assays the data were normalized to PBS or GalNAc-1955 (highest concentration used for experimental compounds) treated cells. IC₅₀s were calculated using a 4 parameter fit model using XLFit and normalized to cells transfected with AD-1955 over the same dose range, or to its own lowest dose.

[0430] The sense and antisense sequences of AD-1955 are: SENSE: 5'-cuuAcGcuGAGuAcuucGAdTsdT-3' (SEQ ID NO: 11); and ANTISENSE: 5'-UCGAAGuACUcAGCGuAAGdTsdT-3' (SEQ ID NO: 12).

Table B: Abbreviations of nucleotide monomers used in nucleic acid sequence representation.

Abbreviation	Nucleotide(s)
A	Adenosine-3'-phosphate
Ab	beta-L-adenosine-3'-phosphate
Af	2'-fluoroadenosine-3'-phosphate
Afs	2'-fluoroadenosine-3'-phosphorothioate
As	adenosine-3'-phosphorothioate
C	cytidine-3'-phosphate
Cb	beta-L-cytidine-3'-phosphate
Cf	2'-fluorocytidine-3'-phosphate
Cfs	2'-fluorocytidine-3'-phosphorothioate
Cs	cytidine-3'-phosphorothioate
G	guanosine-3'-phosphate
Gb	beta-L-guanosine-3'-phosphate
Gbs	beta-L-guanosine-3'-phosphorothioate
Gf	2'-fluoroguanosine-3'-phosphate
Gfs	2'-fluoroguanosine-3'-phosphorothioate
Gs	guanosine-3'-phosphorothioate
T	5'-methyluridine-3'-phosphate
Tf	2'-fluoro-5-methyluridine-3'-phosphate
Tfs	2'-fluoro-5-methyluridine-3'-phosphorothioate
Ts	5-methyluridine-3'-phosphorothioate
U	Uridine-3'-phosphate
Uf	2'-fluorouridine-3'-phosphate
Ufs	2'-fluorouridine -3'-phosphorothioate
Us	uridine -3'-phosphorothioate
N	any nucleotide (G, A, C, T or U)
a	2'-O-methyladenosine-3'-phosphate

EP 2 929 031 B1

(continued)

Abbreviation	Nucleotide(s)
as	2'-O-methyladenosine-3'-phosphorothioate
c	2'-O-methylcytidine-3'-phosphate
cs	2'-O-methylcytidine-3'-phosphorothioate
g	2'-O-methylguanosine-3'-phosphate
gs	2'-O-methylguanosine-3'-phosphorothioate
t	2'-O-methyl-5-methyluridine-3'-phosphate
ts	2'-O-methyl-5-methyluridine-3'-phosphorothioate
u	2'-O-methyluridine-3'-phosphate
us	2'-O-methyluridine-3'-phosphorothioate
dT	2'-deoxythymidine
dTs	2'-deoxythymidine-3'-phosphorothioate
dU	2'-deoxyuridine
s	phosphorothioate linkage
L96	N-[tris(GalNAc-alkyl)-amidodecanoyl]-4-hydroxyprolinol Hyp-(GalNAc-alkyl) ₃
(Aeo)	2'-O-methoxyethyladenosine-3'-phosphate
(Aeos)	2'-O-methoxyethyladenosine-3'-phosphorothioate
(Geo)	2'-O-methoxyethylguanosine-3'-phosphate
(Geos)	2'-O-methoxyethylguanosine-3'-phosphorothioate
(Teo)	2'-O-methoxyethyl-5-methyluridine-3'-phosphate
(Teos)	2'-O-methoxyethyl-5-methyluridine-3'-phosphorothioate
(m5Ceo)	2'-O-methoxyethyl-5-methylcytidine-3'-phosphate
(m5Ceos)	2'-O-methoxyethyl-5-methylcytidine-3'-phosphorothioate
(A3m)	3'-O-methyladenosine-2'-phosphate
(A3mx)	3'-O-methyl-xylofuranosyladenosine-2'-phosphate
(G3m)	3'-O-methylguanosine-2'-phosphate
(G3mx)	3'-O-methyl-xylofuranosylguanosine-2'-phosphate
(C3m)	3'-O-methylcytidine-2'-phosphate
(C3mx)	3'-O-methyl-xylofuranosylcytidine-2'-phosphate
(U3m)	3'-O-methyluridine-2'-phosphate
(U3mx)	3'-O-methylxylofuranosyluridine-2'-phosphate
(Chd)	2'-O-hexadecyl-cytidine-3'-phosphate
(pshe)	Hydroxyethylphosphorothioate
(Uhd)	2'-O-hexadecyl-uridine-3'-phosphate
(Tgn)	Thymidine-glycol nucleic acid (GNA) S-Isomer
(Cgn)	Cytidine-glycol nucleic acid (GNA)
(Chd)	2'-O-hexadecyl-cytidine-3'-phosphate
(Ggn)	2'-O-hexadecyl-cytidine-3'-phosphate
(Agn)	Adenosine-glycol nucleic acid (GNA)

(continued)

Abbreviation	Nucleotide(s)
P	5'-phosphate
(m5Cam)	2'-O-(N-methylacetamide)-5-methylcytidine-3'-phosphate
(m5Cams)	2'-O-(N-methylacetamide)-5-methylcytidine-3'-phosphorothioate
(Tam)	2'-O-(N-methylacetamide)thymidine-3'-phosphate
(Tams)	2'-O-(N-methylacetamide)thymidine-3'-phosphorothioate
(Aam)	2'-O-(N-methylacetamide)adenosine-3'-phosphate
(Aams)	2'-O-(N-methylacetamide)adenosine-3'-phosphorothioate
(Gam)	2'-O-(N-methylacetamide)guanosine-3'-phosphate
(Gams)	2'-O-(N-methylacetamide)guanosine-3'-phosphorothioate
(Uyh)	2'-O-(1-hexyl-4-methylene-1,2,3-triazolyl)-uridine-3'-phosphate
(Ayh)	2'-O-(1-hexyl-4-methylene-1,2,3-triazolyl)-adenosine-3'-phosphate
(Gyh)	2'-O-(1-hexyl-4-methylene-1,2,3-triazolyl)-guanosine-3'-phosphate
(Cyh)	2'-O-(1-hexyl-4-methylene-1,2,3-triazolyl)-cytidine-3'-phosphate

Example 1. Synthesis of GalNAc-Conjugated Oligonucleotides

[0431] A series of siRNA duplexes spanning the sequence of PCSK9 mRNA were designed, synthesized, and conjugated with a trivalent GalNAc at the 3-end of the sense strand using the techniques described above. The sequences of these duplexes are shown in Table 1. These same sequences were also synthesized with various nucleotide modifications and conjugated with a trivalent GalNAc. The sequences of the modified duplexes are shown in Table 2.

Table 1. PCSK9 unmodified sequences

Duplex Name	Sense Oligo Name	Sense Trans Seq	SEQ ID NO:	Antisense Oligo Name	Antisense Trans Seq	SEQ ID NO:	Start In NM_17 4936.3	End In NM_1 74936.3
AD-53649.1	A-110542.1	CGAGGACGGGACUACGAGGA	13	A-109239.2	UCCUCGUAGUCGCC GUCCUCGUC	234	459	481
AD-53661.1	A-110544.1	ACGGCUGCGCCAAGGAUCCGU	14	A-109243.2	ACGGAUCCUUGGCG CAGCGGUGG	235	554	576
AD-53667.1	A-110545.1	GCUGCGCCAAGGAUCCGUGGA	15	A-109245.2	UCCACGGAUCCUUG GCGCAGCGG	236	557	579
AD-53679.1	A-110547.1	CUACGUGGUGGUGCUGAAGGA	16	A-109249.2	UCCUUCAGCACCAC CACGUAGGU	237	591	613
AD-53685.1	A-110548.1	CCCGCCGGGGAUACCCACCA	17	A-109251.2	UGGUGAGGUAUCCC CGCGGGGCA	238	668	690
AD-53691.1	A-110549.1	CGCCCGGGGAUACCCACCAA	18	A-109253.2	UUGGUGAGGUAUCC CCGGCCGGG	239	669	691
AD-53650.1	A-110550.1	GCCGGGGAUACCCACCAAGA	19	A-109255.2	UCUUGGUGAGGUAU CCCCGGGGG	240	671	693
AD-53656.1	A-110551.1	CGGGGAUACCCACCAAGAU	20	A-109257.2	AUCUUGGUGAGGUA UCCCCGGGG	241	672	694
AD-53668.1	A-110553.1	AUACCCACCAAGAUCUGCA	21	A-109261.2	UGCAGGAUCUUGGU GAGGUAUCC	242	678	700
AD-53674.1	A-110554.1	CACCAAGAUCCUGCAUGUCUU	22	A-109263.2	AAGACAUGCAGGAU CUUGGUGAG	243	684	706
AD-53680.1	A-110555.1	CAAGAUCCUGCAUGUCUUCCA	23	A-109265.2	UGGAAGACAUGCAG GAUCUUGGU	244	687	709
AD-53692.1	A-110557.1	GUUGCCCCAUUGCGACUACAU	24	A-109269.2	AUGUAGUCGACAUG GGGCAACUU	245	768	790
AD-53651.1	A-110558.1	GCCCCAUUGCGACUACAUCA	25	A-109271.2	UCGAUGUAGUCGAC AUGGGGCAA	246	771	793
AD-53657.1	A-110559.1	CCAUGCGACUACAUCCGAGGA	26	A-109273.2	UCCUCGAUGUAGUC GACAUGGGG	247	774	796

(continued)

Duplex Name	Sense Oligo Name	Sense Trans Seq	SEQ ID NO:	Antisense Oligo Name	Antisense Trans Seq	SEQ ID NO:	Start In NM_17 4936.3	End In NM_1 74936.3
AD-53663.1	A-110560.1	UCGACUACAU CGAGGAGGACU	27	A-109275.2	AGUCCUCCU CGAUG UAGUCGACA	248	779	801
AD-53669.1	A-110561.1	ACUACAU CGAGGAGGACUCCU	28	A-109277.2	AGGAGUCCU CCUG AUGUAGUCG	249	782	804
AD-53675.1	A-110562.1	UACAU CGAGGAGGACUCCUCU	29	A-109279.2	AGAGAGUCCU CCUG CGAUGUAGU	250	784	806
AD-53681.1	A-110563.1	UCGAGGAGGACUCCUCUGUCU	30	A-109281.2	AGACAGGAGUCC UCCUCGAUG	251	788	810
AD-53687.1	A-110564.1	CGAGGAGGACUCCUCUGUCUU	31	A-109283.2	AAGACAGAGGAGUC CUCCUCGAU	252	789	811
AD-53693.1	A-110565.1	GUACCGGGCGGAUGAAUACCA	32	A-109285.2	UGGUUUUCAUCCCG CCGGUACCG	253	855	877
AD-53652.1	A-110566.1	CCUGGUGGAGGUGUAUCUCCU	33	A-109287.2	AGGAGUAACACCUC CACCAGGCU	254	894	916
AD-53658.1	A-110567.1	CUGGUGGAGGUGUAUCUCCUA	34	A-109289.2	UAGGAGUAACACCU CCACCAGGC	255	895	917
AD-53664.1	A-110568.1	GGUGGAGGUGUAUCUCCUAGA	35	A-109291.2	UCUAGGAGUAACAC CUCCACCAG	256	897	919
AD-53670.1	A-110569.1	UGGAGGUGUAUCUCCUAGACA	36	A-109293.2	UGUCUAGGAGUAAC ACCUCCACC	257	899	921
AD-53676.1	A-110570.1	AGGUGUAUCUCCUAGACACCA	37	A-109295.2	UGGUGUCUAGGAGA UACACCUCC	258	902	924
AD-53682.1	A-110571.1	GUAUCUCCUAGACACCAGCAU	38	A-109297.2	AUGCUGGUGUCUAG GAGUAACAC	259	906	928
AD-53688.1	A-110572.1	UAUCUCCUAGACACCAGCAUA	39	A-109299.2	UAUCUGGUGUCUA GGAGUAACA	260	907	929
AD-53694.1	A-110573.1	UCUCUAGACACCAGCAUACA	40	A-109301.2	UGUAUGCUGGUGUC UAGGAGUA	261	909	931

(continued)

Duplex Name	Sense Oligo Name	Sense Trans Seq	SEQ ID NO:	Antisense Oligo Name	Antisense Trans Seq	SEQ ID NO:	Start In NM_17 4936.3	End In NM_1 74936.3
AD-53653.1	A-110574.1	UCCUAGACACCAGCAUACAGA	41	A-109303.2	UCUGUAUCGUGGUG UCUAGGAGA	262	911	933
AD-53659.1	A-110575.1	AGACACCAGCAUACAGAGUGA	42	A-109305.2	UCACUCUGUAUCU GGUGUCUAG	263	915	937
AD-53665.1	A-110576.1	CACCAGCAUACAGAGUGACCA	43	A-109307.2	UGGUCACUCUGUAU GCUGGUGUC	264	918	940
AD-53671.1	A-110577.1	UACAGAGUGACCACCGGAAA	44	A-109309.2	UUUCCGGUGGUCA CUCUGUAUG	265	926	948
AD-53677.1	A-110578.1	ACAGAGUGACCACCGGAAAU	45	A-109311.2	AUUCCCGGUGGUC ACUCUGUAU	266	927	949
AD-53683.1	A-110579.1	GAGUGACCACCGGAAAUCGA	46	A-109313.2	UCGAUUUCCCGGUG GUCACUCUG	267	930	952
AD-53689.1	A-110580.1	GGAAAUCGAGGGCAGGGUCAU	47	A-109315.2	AUGACCCUGCCCUC GAUUUCCCG	268	942	964
AD-53695.1	A-110581.1	AAUCGAGGGCAGGGUCAUGGU	48	A-109317.2	ACCAUGACCCUGCC CUCGAUUUC	269	945	967
AD-53654.1	A-110582.1	GCAGGGUCAUGGUCACCGACU	49	A-109319.2	AGUCGGUGACCAUG ACCCUGCCC	270	953	975
AD-53660.1	A-110583.1	CAGGGUCAUGGUCACCGACUU	50	A-109321.2	AAGUCGGUGACCAU GACCCUGCC	271	954	976
AD-53666.1	A-110584.1	GGUCAUGGUCACCGACUUCGA	51	A-109323.2	UCGAAUCGGUGAC CAUGACCCU	272	957	979
AD-53672.1	A-110585.1	UCAUGGUCACCGACUUCGAGA	52	A-109325.2	UCUCGAAUCGGUG ACCAUGACC	273	959	981
AD-53678.1	A-110586.1	AGGACGGGACCGCUUCCACA	53	A-109327.2	UGUGGAAAGCGGUC CCGUCCUCC	274	992	1014
AD-53684.1	A-110587.1	CGGACCGCGCUUCCACAGACA	54	A-109329.2	UGUCUGUGGAAGCG GGUCCCGUC	275	996	1018

(continued)

Duplex Name	Sense Oligo Name	Sense Trans Seq	SEQ ID NO:	Antisense Oligo Name	Antisense Trans Seq	SEQ ID NO:	Start In NM_17 4936.3	End In NM_1 74936.3
AD-53690.1	A-110588.1	UCCACAGACAGGCCAGCAAGU	55	A-109331.2	ACUUGCUGGCCUGU CUGUGGAAG	276	1007	1029
AD-53696.1	A-110589.1	CCUGCGGUGUCUACAACUGCCA	56	A-109333.2	UGGCAG U UGAGCACGGCAGG CU	277	1107	1129
AD-53702.1	A-110590.1	CUGCGGUGUCUACAACUGCCAA	57	A-109335.2	UJGGCAGUUGAGCA CGCGCAGGC	278	1108	1130
AD-53708.1	A-110591.1	CGUGCUCAACUGCCAAAGGAA	58	A-109337.2	UJCCCUJGGCAGUU GAGCACGCG	279	1113	1135
AD-53714.1	A-110592.1	CACCCUCAUAGGCCUGGAGUU	59	A-109339.2	AACUCCAGGCCUUAU GAGGUGGCC	280	1149	1171
AD-53720.1	A-110593.1	ACCCUCAUAGGCCUGGAGUUU	60	A-109341.2	AAACUCCAGGCCUA UGAGGGUGC	281	1150	1172
AD-53726.1	A-110594.1	CCCUCAUAGGCCUGGAGUUUA	61	A-109343.2	UAAACUCCAGGCCU AUGAGGGUG	282	1151	1173
AD-53732.1	A-110595.1	CCUCAUAGGCCUGGAGUUUAU	62	A-109345.2	AUAAACUCCAGGCC UAUGAGGGU	283	1152	1174
AD-53738.1	A-110596.1	CUCAUAGGCCUGGAGUUUAUU	63	A-109347.2	AAUAAACUCCAGGC CUAUGAGGG	284	1153	1175
AD-53697.1	A-110597.1	UAGGCCUGGAGUUUAUUCGGA	64	A-109349.2	UCCGAAUAAAACUCC AGGCCUAUG	285	1157	1179
AD-53703.1	A-110598.1	AGCCUGGAGUUUAUUCGGAA	65	A-109351.2	UUCGAAUAAAACUC CAGGCCUAU	286	1158	1180
AD-53709.1	A-110599.1	GGCCUGGAGUUUAUUCGGAAA	66	A-109353.2	UUUCCGAAUAAAACU CCAGGCCUA	287	1159	1181
AD-53715.1	A-110600.1	GCCUGGAGUUUAUUCGGAAAA	67	A-109355.2	UUUUCCGAAUAAAAC UCCAGGCCU	288	1160	1182
AD-53721.1	A-110601.1	GGAGUUUAUUCGGAAAAGCCA	68	A-109357.2	UGGCUUUUCCGAAU AAACUCCAG	289	1164	1186

(continued)

Duplex Name	Sense Oligo Name	Sense Trans Seq	SEQ ID NO:	Antisense Oligo Name	Antisense Trans Seq	SEQ ID NO:	Start In NM_17 4936.3	End In NM_1 74936.3
AD-53727.1	A-110602.1	GUUUUUUCGGAAAAGCCAGCU	69	A-109359.2	AGCUGGCUUUUCCCG AAUAAACUC	290	1167	1189
AD-53733.1	A-110603.1	GGGCUGGGGUCCUGCUGGUCA	70	A-109361.2	UGACCAGCAGCAGCC CCAGCCUC	291	1277	1299
AD-53739.1	A-110604.1	GGUCACCGCUGCCGGCAACUU	71	A-109363.2	AAGUUGCCGGCAGC GGUGACCAG	292	1293	1315
AD-53698.1	A-110605.1	GGGACGAUGCCUGCCUCUACU	72	A-109365.2	AGUAGAGGCAGGCA UCGUCCCGG	293	1316	1338
AD-53704.1	A-110606.1	CAACUUUGGCCGCUGUGGGA	73	A-109367.2	UCCACACAGCGGCC AAAGUUUGU	294	1419	1441
AD-53710.1	A-110607.1	UUGGCCGCUGUGGACCUCU	74	A-109369.2	AGAGGUCCACACAG CGGCCAAAG	295	1424	1446
AD-53716.1	A-110608.1	UGGCCGCUGUGGACCUCUU	75	A-109371.2	AAGAGLUCCACACA GCGGCCAAA	296	1425	1447
AD-53722.1	A-110609.1	GGCCGCUGUGUGGACCUCUUU	76	A-109373.2	AAAGAGGUCCACAC AGCGGCCAA	297	1426	1448
AD-53728.1	A-110610.1	UGUGGACCUCUUUGCCCCA	77	A-109375.2	UGGGGCAAAGAGGU CCACACAGC	298	1432	1454
AD-53734.1	A-110611.1	GGGAGGACAUCAUUGGUGCCU	78	A-109377.2	AGGCACCAAUUGAU GUCUCCCCU	299	1454	1476
AD-53740.1	A-110612.1	ACUGCAGCACCUUUGUGU	79	A-109379.2	ACACAAAAGCAGGUG CUGCAGUCC	300	1481	1503
AD-53699.1	A-110613.1	GCAUUGCAGCCAUGAUGCUGU	80	A-109381.2	ACAGCAUCAUGGCCU GCAAUGCCA	301	1541	1563
AD-53705.1	A-110614.1	GUUGAGGCAGAGACUGAUCCA	81	A-109383.2	UGGAUCAGUCUCUG CCUCAACUC	302	1590	1612
AD-53711.1	A-110615.1	UGAGGCAGAGACUGAUCCACU	82	A-109385.2	AG UGGAUCAG UCUCUGCCUCAAC	303	1592	1614

(continued)

Duplex Name	Sense Oligo Name	Sense Trans Seq	SEQ ID NO:	Antisense Oligo Name	Antisense Trans Seq	SEQ ID NO:	Start In NM_17 4936.3	End In NM_1 74936.3
AD-53717.1	A-110616.1	GAGGCAGAGACUGAUCCACUU	83	A-109387.2	AAGUGGAUCAGUCU CUGCCUCA	304	1593	1615
AD-53723.1	A-110617.1	GGCAGAGACUGAUCCACUUCU	84	A-109389.2	AGAAGUGGAUCAGU CUCUGCCUC	305	1595	1617
AD-53729.1	A-110618.1	CAGAGACUGAUCCACUUCUCU	85	A-109391.2	AGAGAAUGGGAUCA GUCUCUGCC	306	1597	1619
AD-53735.1	A-110619.1	ACUGAUCCACUUCUCUGCCAA	86	A-109393.2	UUGGCAGAGAAGUG GAUCAGUCU	307	1602	1624
AD-53741.1	A-110620.1	AUCCACUUCUCUGCCAAAGAU	87	A-109395.2	AUCUUUGGCAGAGA AGUGGAUCA	308	1606	1628
AD-53700.1	A-110621.1	GGCCUGGUUCCUCUGAGGACCA	88	A-109397.2	UGGUCCUCAGGAA CCAGGCCUC	309	1638	1660
AD-53706.1	A-110622.1	GGUACUGACCCCAACCUGGU	89	A-109399.2	ACCAGUUUGGGGU CAGUACCCG	310	1662	1684
AD-53712.1	A-110623.1	GUUGGCAGCUGUUUUGCAGGA	90	A-109401.2	UCCUGCAAAACAGC UGCCAACCU	311	1715	1737
AD-53718.1	A-110624.1	UGGCAGCUGUUUUGCAGGACU	91	A-109403.2	AGUCCUGCAAAACA GCUGCCAAC	312	1717	1739
AD-53724.1	A-110625.1	GCAGCUGUUUUGCAGGACUGU	92	A-109405.2	ACAGUCCUGCAAAA CAGCUGCCA	313	1719	1741
AD-53730.1	A-110626.1	UCUGCCGGGCCCAACGCUUU	93	A-109407.2	AAGCGUUUGGGCC CGGCAGACC	314	1883	1905
AD-53736.1	A-110627.1	CUGCCGGGCCCAACGCUUU	94	A-109409.2	AAAGCGUUUGGGCC CCGGCAGAC	315	1884	1906
AD-53742.1	A-110628.1	GCCCACAACGCUUUUGGGGU	95	A-109411.2	ACCCCCAAAAGCGU UGUGGGCCC	316	1891	1913
AD-53701.1	A-110629.1	CGCUUUUGGGGUGAGGGUGU	96	A-109413.2	ACACCCUACCCCC AAAAGCGUU	317	1899	1921

(continued)

Duplex Name	Sense Oligo Name	Sense Trans Seq	SEQ ID NO:	Antisense Oligo Name	Antisense Trans Seq	SEQ ID NO:	Start In NM_17 4936.3	End In NM_1 74936.3
AD-53707.1	A-110630.1	CUUUUGGGGUGAGGGGUGUCU	97	A-109415.2	AGACACCCUCACCC CCAAAAGCG	318	1901	1923
AD-53713.1	A-110631.1	UUUUUGGGGUGAGGGGUGUCUA	98	A-109417.2	UAGACACCCUCACCC CCCAAAAAGC	319	1902	1924
AD-53719.1	A-110632.1	GGGUGAGGGGUGUCUACGCCA	99	A-109419.2	UGGCGUAGACACCC UCACCCCCA	320	1907	1929
AD-53725.1	A-110633.1	GGGUGAGGGGUGUCUACGCCAU	100	A-109421.2	AUGGCGUAGACACCC CUCACCCCC	321	1908	1930
AD-53731.1	A-110634.1	GGUGAGGGGUGUCUACGCCAUU	101	A-109423.2	AAUGGCGUAGACAC CCUCACCCCC	322	1909	1931
AD-53737.1	A-110635.1	AGGGUGUCUACGCCAUUGCCA	102	A-109425.2	UGGCAAUGGGGUAG ACACCCUCA	323	1913	1935
AD-53743.1	A-110636.1	GUGUCUACGCCAUUAGCCAGGU	103	A-109427.2	ACCUGGCAAUGGGC UAGACACCC	324	1916	1938
AD-53749.1	A-110637.1	UGCAGCGUCCACACAGCUCCA	104	A-109429.2	UGGAGCUGUGUGGA CGCUGGCAGU	325	1960	1982
AD-53755.1	A-110638.1	GCAUGGGGACCCGUGUCCACU	105	A-109431.2	AGUGGACACGGGUC CCCAUGCUG	326	1994	2016
AD-53761.1	A-110639.1	CCCACAAGCCGCCUGUGCUGA	106	A-109433.2	UCAGCACAGGCGGC UUGUGGGUG	327	2078	2100
AD-53767.1	A-110640.1	GAGGCCACGAGG UCAGCCCAA	107	A-109435.2	UUGGGCUGACCUCG UGGCCUCAG	328	2097	2119
AD-53773.1	A-110641.1	CACGAGGUCAGCCCAACCAGU	108	A-109437.2	ACUGGUUGGGCUGA CCUCGUGGC	329	2102	2124
AD-53779.1	A-110642.1	GGGAGGCCAGCAUCCACGCCUU	109	A-109439.2	AAGCGUGGAUGCUG GCCUCCUCG	330	2135	2157
AD-53785.1	A-110643.1	AUCCACGCUUCCUGCUGGCCAU	110	A-109441.2	AUGGCAGCAGGAAG CGUGGAUGC	331	2146	2168

5
10
15
20
25
30
35
40
45
50
55

(continued)

Duplex Name	Sense Oligo Name	Sense Trans Seq	SEQ ID NO:	Antisense Oligo Name	Antisense Trans Seq	SEQ ID NO:	Start In NM_17 4936.3	End In NM_1 74936.3
AD-53744.1	A-110644.1	GGAAUGCAAAGUCAAGGAGCA	111	A-109443.2	UGCUCUUGACUUU GCAUJCCAG	332	2178	2200
AD-53750.1	A-110645.1	AAUCCCGGCCCCUCAGGAGCA	112	A-109445.2	UGCUCUUGAGGGG CGGGAUJCC	333	2202	2224
AD-53762.1	A-110647.1	GCUGGGCUGAGCUUUAAAAU	113	A-109449.2	AUUUAAAAGCUCAG CCCCAGCCC	334	2479	2501
AD-53768.1	A-110648.1	GGAGUGCCAGGAAGCUCCCU	114	A-109451.2	AGGAGCUJCCUGG CACCUCCAC	335	2648	2670
AD-53774.1	A-110649.1	ACUGUGGGCAUUUCACCAUU	115	A-109453.2	AAUGGUGAAAUGCC CCACAGUGA	336	2674	2696
AD-53780.1	A-110650.1	CCACCAAGGAGGCAGGAUUCU	116	A-109455.2	AGAAUCCUGCCUCC UUGGUGGAG	337	2811	2833
AD-53786.1	A-110651.1	CACCAAGGAGGCAGGAUUCUU	117	A-109457.2	AAGAAUCCUGCCUC CUUGGUGGA	338	2812	2834
AD-53804.1	A-110701.1	ACCAAGGAGGCAGGAUUCUUU	118	A-109557.2	AAAGAAUCCUGCCU CCUUGGUGG	339	2813	2835
AD-53810.1	A-110702.1	GGAGGCAGGAUUCUUCCCAUU	119	A-109559.2	AAUGGGAAGAAUCC UGCCUCCUU	340	2818	2840
AD-53816.1	A-110703.1	GAGGCAGGAUUCUCCCAUGA	120	A-109561.2	UCAUGGGAAGAAUCC CUGCCUCCU	341	2819	2841
AD-53745.1	A-110652.1	UGAUGGCCCUCAUCUCCAGCU	121	A-109459.2	AGCUGGAGAUAGAGG GCCAUCAGC	342	2904	2926
AD-53822.1	A-110704.1	CUUUCUGGAUGGCAUCUAGCA	122	A-109563.2	UGCJAGAUGCCCAUC CAGAAAAGCU	343	2971	2993
AD-53751.1	A-110653.1	UUUCUGGAUGGCAUCUAGCCA	123	A-109461.2	UGGCUJAGAUGCCCAU CCAGAAAAGC	344	2972	2994
AD-53827.1	A-110705.1	UUCUGGAUGGCAUCUAGCCAA	124	A-109565.2	UUGGCUJAGAUGCCCA UCCAGAAAAG	345	2973	2995

(continued)

Duplex Name	Sense Oligo Name	Sense Trans Seq	SEQ ID NO:	Antisense Oligo Name	Antisense Trans Seq	SEQ ID NO:	Start In NM_17 4936.3	End In NM_1 74936.3
AD-53757.1	A-110654.1	UCUGGAUGGGCAUCUAGCCAGA	125	A-109463.2	UCUGGCUAGAUGCC AUCCAGAAA	346	2974	2996
AD-53833.1	A-110706.1	CUGGAUGGGCAUCUAGCCAGAA	126	A-109567.2	UUCUGGCUAGAUGC CAUCCAGAA	347	2975	2997
AD-53793.1	A-110707.1	CUUUACUCUGCUCUAGCCAA	127	A-109569.2	UUGGCAUAGAGCAG AGUAAAAGGU	348	3053	3075
AD-53799.1	A-110708.1	UUUACUCUGCUCUAGCCAGA	128	A-109571.2	UCUGGCAUAGAGCA GAGUAAAAGG	349	3054	3076
AD-53763.1	A-110655.1	GCUCUAGCCAGGCUGUCUA	129	A-109465.2	UAGCACAGCCUGGC AUAGAGCAG	350	3062	3084
AD-53769.1	A-110656.1	CUCAGCCAAACCCGCCUCCACUA	130	A-109467.2	UAGUGGAGCGGGUU GGCUGAGAC	351	3158	3180
AD-53805.1	A-110709.1	UCAGCCAAACCCGCCUCCACUAA	131	A-109573.2	UUAGUGGAGCGGGU UGGCUGAGA	352	3159	3181
AD-53811.1	A-110710.1	CCUGCCAAAGCUCACACAGCAA	132	A-109575.2	UUGCUGUGUGAGCU UGGCAGGCA	353	3245	3267
AD-53781.1	A-110658.1	GCCAAAGCUCACACAGCAGGAA	133	A-109471.2	UUCCUGCUGUGUGA GCUUGGCAG	354	3248	3270
AD-53817.1	A-110711.1	CCAAGCUCACACAGCAGGAAA	134	A-109577.2	UUUCCUGCUGUGUG AGCUUGGCA	355	3249	3271
AD-53787.1	A-110659.1	CAAGCUCACACAGCAGGAACU	135	A-109473.2	AGUUCUGCUGUGU GAGCUUGGC	356	3250	3272
AD-53823.1	A-110712.1	AAGCUCACACAGCAGGAACUU	136	A-109579.2	AAGUUCUGCUGUG UGAGCUUGG	357	3251	3273
AD-53746.1	A-110660.1	CUGAAGCCAAAGCCUCUUCUUA	137	A-109475.2	UAAGAAGAGGCCUUG GCUUCAGAG	358	3298	3320
AD-53828.1	A-110713.1	UGAAGCCAAAGCCUCUUCUUA	138	A-109581.2	UUAGAAGAGGCCUU GGCUUCAGA	359	3299	3321

(continued)

Duplex Name	Sense Oligo Name	Sense Trans Seq	SEQ ID NO:	Antisense Oligo Name	Antisense Trans Seq	SEQ ID NO:	Start In NM_17 4936.3	End In NM_1 74936.3
AD-53752.1	A-110661.1	GAAGCCAAAGCCUUCUUCUACU	139	A-109477.2	AGUAAGAAGAGGCU UGGCUUCAG	360	3300	3322
AD-53758.1	A-110662.1	AAGCCAAAGCCUUCUUCUACUU	140	A-109479.2	AAGUAAGAAGAGGC UUGGCUUCA	361	3301	3323
AD-53834.1	A-110714.1	AGUGAGGCUGGGAAGGGGAAA	141	A-109583.2	JUUCCCCUCCCCAG CCUCACUGU	362	3355	3377
AD-53764.1	A-110663.1	GUGAGGCUGGGAAGGGGAACA	142	A-109481.2	UGUJCCCCUCCCCA GCCUCACUG	363	3356	3378
AD-53770.1	A-110664.1	GGCUGGGAAGGGGAACACAGA	143	A-109483.2	UCUGUGUCCCCUU CCCAGCCUC	364	3360	3382
AD-53776.1	A-110665.1	GAAGGGGAACACAGACCAGGA	144	A-109485.2	UCCUGGUCUGUGU CCCCUCCCC	365	3366	3388
AD-53782.1	A-110666.1	AAGGGGAACACAGACCAGGAA	145	A-109487.2	JUCCUGGUCUGUGU UCCCCUUC	366	3367	3389
AD-53794.1	A-110715.1	AGGGGAACACAGACCAGGAAA	146	A-109585.2	JUUCCUGGUCUGUG JUCCCCUUC	367	3368	3390
AD-53788.1	A-110667.1	GGGAACACAGACCAGGAAGCU	147	A-109489.2	AGCUUCCUGGUCUG UGUJCCCCU	368	3370	3392
AD-53747.1	A-110668.1	ACUGUCCCUCCUUGAGCACCA	148	A-109491.2	UGGUGCUCAAGGAG GGACAGUUG	369	3509	3531
AD-53753.1	A-110669.1	CCAGCCCCACCCAAAGCAAGCA	149	A-109493.2	UGCUUGCUUGGGUG GGGCUUGGUG	370	3527	3549
AD-53759.1	A-110670.1	CCCCACCCAAAGCAAGCAGACA	150	A-109495.2	UGUCUGCUUGCUUG GGUGGGGCU	371	3531	3553
AD-53765.1	A-110671.1	CCCACCCAAAGCAAGCAGACAU	151	A-109497.2	AUGUCUGCUUGCUU GGGUGGGGC	372	3532	3554
AD-53771.1	A-110672.1	CCACCCAAAGCAAGCAGACAUU	152	A-109499.2	AAUGUCUGCUUGCU UGGGUGGGG	373	3533	3555

(continued)

Duplex Name	Sense Oligo Name	Sense Trans Seq	SEQ ID NO:	Antisense Oligo Name	Antisense Trans Seq	SEQ ID NO:	Start In NM_17 4936.3	End In NM_17 4936.3
AD-53777.1	A-110673.1	CACCCAAGCAAGCAGACAU U	153	A-109501.2	AAAUGUCUGCUUGC UUGGGUGGG	374	3534	3556
AD-53783.1	A-110674.1	ACCCAAGCAAGCAGACAUUUA	154	A-109503.2	UAAAUGUCUGCUUG CUUUGGGUGG	375	3535	3557
AD-53789.1	A-110675.1	CCCAAGCAAGCAGACAU UUAU	155	A-109505.2	AUAAAUGUCUGCUU GCUUGGGUGG	376	3536	3558
AD-53800.1	A-110716.1	CCAAGCAAGCAGACAUUUUAUU	156	A-109587.2	AAUAAAUGUCUGCU UGCUUGGGU	377	3537	3559
AD-53748.1	A-110676.1	CAAGCAAGCAGACAUUUUAUCU	157	A-109507.2	AGAUAAAUGUCUGC UUGCUUGGG	378	3538	3560
AD-53754.1	A-110677.1	AAGCAAGCAGACAUUUUAUCUU	158	A-109509.2	AAGAUAAAUGUCUG CUUGCUUGG	379	3539	3561
AD-53760.1	A-110678.1	AGCAAGCAGACAUUUUAUCUUU	159	A-109511.2	AAAGAUAUUUAUGUCU GCUUGCUUG	380	3540	3562
AD-53806.1	A-110717.1	CAAGCAGACAUUUUAUCUUUUU	160	A-109589.2	AAAAGAUAUUUAUGUC UGCUUGCU	381	3542	3564
AD-56975.1	A-116394.4		160	A-109589.5		381		
AD-56976.1	A-116407.1		160	A-109589.11		381		
AD-56977.1	A-116406.2		160	A-109589.11		381		
AD-56978.1	A-116418.1		160	A-109589.18		381		
AD-56979.1	A-116393.1	Same	160	A-109589.6	Same	381	Same	Same
AD-56980.1	A-116408.1		160	A-109589.12		381		
AD-56981.1	A-116419.1		160	A-109589.19		381		
AD-56982.1	A-116426.1		160	A-109589.19		381		
AD-56983.1	A-116400.1		160	A-109589.7		381		
AD-56984.1	A-116409.1		160	A-109589.13		381		
AD-56985.1	A-116420.1		160	A-109589.20		381		

(continued)

Duplex Name	Sense Oligo Name	Sense Trans Seq	SEQ ID NO:	Antisense Oligo Name	Antisense Trans Seq	SEQ ID NO:	Start In NM_17 4936.3	End In NM_1 74936.3
AD-56986.1	A-116428.1	Same	160	A-109589.20	Same	381	4936.3	74936.3
AD-56986.2	A-116428.2		160	A-109589.17				
AD-56987.1	A-116410.1		160	A-109589.14				
AD-56988.1	A-116421.1		160	A-109589.21				
AD-56989.1	A-116430.1		160	A-109589.21				
AD-56990.1	A-116432.1		160	A-109589.9				
AD-56991.1	A-116415.1		160	A-109589.15				
AD-56992.1	A-116434.1		160	A-109589.15				
AD-56993.1	A-116416.1		160	A-109589.16				
AD-56994.1	A-116436.1		160	A-109589.22				
AD-56995.1	A-116417.1		160	A-109589.17				
AD-56996.1	A-116438.1		160	A-109589.17				
AD-56997.1	A-116450.1		160	A-109589.17				
AD-56998.1	A-116471.1		160	A-109589.17				
AD-56999.1	A-116479.2		160	A-109589.17				
AD-57000.1	A-116492.3		160	A-109589.17				
AD-57001.1	A-116440.1	160	A-109589.17					
AD-57002.1	A-116452.1	160	A-109589.17					
AD-57003.1	A-116460.1	160	A-109589.17					
AD-57004.1	A-116473.1	160	A-109589.17					
AD-57005.1	A-116486.1	160	A-109589.17					
AD-57006.1	A-116494.3	160	A-109589.17					
AD-57007.1	A-116442.1	160	A-109589.17					
AD-57008.1	A-116453.1	160	A-109589.17					

(continued)

Duplex Name	Sense Oligo Name	Sense Trans Seq	SEQ ID NO:	Antisense Oligo Name	Antisense Trans Seq	SEQ ID NO:	Start In NM_17 4936.3	End In NM_1 74936.3
AD-57009.1	A-116462.1		160	A-109589.17		381		
AD-57010.1	A-116475.1		160	A-109589.17		381		
AD-57011.1	A-116488.1		160	A-109589.17		381		
AD-57012.1	A-116498.1		160	A-109589.17		381		
AD-57013.1	A-116444.1		160	A-109589.17		381		
AD-57014.1	A-116454.1		160	A-109589.17		381		
AD-57015.1	A-116464.1		160	A-109589.17		381		
AD-57016.1	A-116477.1		160	A-109589.17		381		
AD-57017.1	A-116490.1		160	A-109589.17		381		
AD-57018.1	A-116500.1		160	A-109589.17		381		
AD-57019.1	A-116446.1		160	A-109589.17		381		
AD-57020.1	A-116455.1		160	A-109589.23		381		
AD-57021.1	A-116481.1		160	A-109589.23		381		
AD-57022.1	A-116448.1		160	A-109589.23		381		
AD-57023.1	A-116467.1		160	A-109589.23		381		
AD-57024.1	A-116483.1		160	A-109589.23		381		
AD-57025.1	A-116449.1		160	A-109589.23		381		
AD-57026.1	A-116457.1	160	A-109589.23	381				
AD-57027.1	A-116469.1	160	A-109589.23	381				
AD-53812.1	A-110718.1	AAGCAGACAUUUUAUCUUUUGA	161	A-109591.2	UCAAAAGAUAAAUGU CUGCUGC	382	3543	3565
AD-53818.1	A-110719.1	AGCAGACAUUUUAUCUUUUGGA	162	A-109593.2	UCCAAAAGAUAAAUG UCUGCUG	383	3544	3566
AD-53766.1	A-110679.1	GCAGACAUUUUAUCUUUUGGGU	163	A-109513.2	ACCCAAAAGAUAAA GUCUGCUU	384	3545	3567

(continued)

Duplex Name	Sense Oligo Name	Sense Trans Seq	SEQ ID NO:	Antisense Oligo Name	Antisense Trans Seq	SEQ ID NO:	Start In NM_17 4936.3	End In NM_17 4936.3
AD-53772.1	A-110680.1	AGACAUUUUAUCUUUUGGGUCU	164	A-109515.2	AGACCCAAAAGAUAA AUGUCUGC	385	3547	3569
AD-53824.1	A-110720.1	GACAUUUUAUCUUUUGGGUCUU	165	A-109595.2	AAGACCCAAAAGAUAA AAUGUCUG	386	3548	3570
AD-53778.1	A-110681.1	ACAUUUUAUCUUUUGGGUCUGU	166	A-109517.2	ACAGACCCAAAAGAU AAUUGUCU	387	3549	3571
AD-53784.1	A-110682.1	UUUAUCUUUUGGGUCUGUCCU	167	A-109519.2	AGGACAGACCCAAA AGAUAAAUG	388	3552	3574
AD-53829.1	A-110721.1	UUAUCUUUUGGGUCUGUCCUU	168	A-109597.2	AAGGACAGACCCAA AAGAUAAA	389	3553	3575
AD-53790.1	A-110683.1	UAUCUUUUGGGUCUGUCCUCU	169	A-109521.2	AGAGGACAGACCCA AAAGAUAAA	390	3554	3576
AD-53835.1	A-110722.1	AUCUUUUGGGUCUGUCCUCUU	170	A-109599.2	AAGAGGACAGACCC AAAAGAUAA	391	3555	3577
AD-53796.1	A-110684.1	UCUUUUGGGUCUGUCCUCUCU	171	A-109523.2	AGAGAGGACAGACC CAAAAAGUA	392	3556	3578
AD-53802.1	A-110685.1	UUUUGGGUCUGUCCUCUCUGU	172	A-109525.2	ACAGAGAGGACAGA CCCAAAAAGA	393	3558	3580
AD-53808.1	A-110686.1	UUUGGGUCUGUCCUCUCUGUU	173	A-109527.2	AACAGAGAGGACAG ACCCAAAAG	394	3559	3581
AD-53795.1	A-110723.1	UUGGGUCUGUCCUCUCUGUUU	174	A-109601.2	AAACAGAGAGGACA GACCCAAA	395	3560	3582
AD-53801.1	A-110724.1	UGGGUCUGUCCUCUCUGUUGA	175	A-109603.2	UCAACAGAGAGGAC AGACCCAAA	396	3561	3583
AD-53807.1	A-110725.1	GGGUCUGUCCUCUCUGUUGCA	176	A-109605.2	UGCAACAGAGAGGA CAGACCCAA	397	3562	3584
AD-53814.1	A-110687.1	GGUCUGUCCUCUCUGUUGCCU	177	A-109529.2	AGGCAACAGAGAGG ACAGACCCA	398	3563	3585

(continued)

Duplex Name	Sense Oligo Name	Sense Trans Seq	SEQ ID NO:	Antisense Oligo Name	Antisense Trans Seq	SEQ ID NO:	Start In NM_17 4936.3	End In NM_1 74936.3
AD-53820.1	A-110688.1	GUCUGUCCUCUCUGUUUGCCUUU	178	A-109531.2	AAGGCAACAGAGAG GACAGACCC	399	3564	3586
AD-53825.1	A-110689.1	UCUGUCCUCUCUGUUUGCCUUU	179	A-109533.2	AAAGGCAACAGAGA GGACAGACC	400	3565	3587
AD-53831.1	A-110690.1	CUGUCCUCUCUGUUUGCCUUUU	180	A-109535.2	AAAAGGCAACAGAG AGGACAGAC	401	3566	3588
AD-53791.1	A-110691.1	UGUCCUCUCUGUUUGCCUUUUU	181	A-109537.2	AAAAAGGCAACAGA GAGGACAGA	402	3567	3589
AD-53797.1	A-110692.1	GUCCUCUCUGUUUGCCUUUUUA	182	A-109539.2	UAAAAAGGCAACAGA GAGGACAG	403	3568	3590
AD-48400.1	A-98247.2	UUUUUAGACCUGUUUUUGCCUU	183	A-93455.4	AAGCAAAACAGGUC UAGAAAAGU	404	3597	3619
AD-53830.1	A-110872.1			A-110873.1				
AD-53803.1	A-110693.1	UUUUUAGACCUGUUUUUGCCUUU	184	A-109541.2	AAAGCAAAACAGGU CUAGAAAAAG	405	3598	3620
AD-53809.1	A-110694.1	UUCUAGACCUGUUUUUGCCUUUU	185	A-109543.2	AAAAGCAAAACAGGU CUAGAAAA	406	3599	3621
AD-53813.1	A-110726.1	UCUAGACCUGUUUUUGCCUUUUU	186	A-109607.2	AAAAAGCAAAACAGG UCUAGAAA	407	3600	3622
AD-53815.1	A-110695.1	CUAGACCUGUUUUUGCCUUUUUGU	187	A-109545.2	ACAAAAGCAAAACAG GUCUAGAA	408	3601	3623
AD-56610.1	A-115523.2		187	A-115525.1		408		
AD-56611.1	A-115533.2	Same	187	A-115534.1	Same	408		Same
AD-56612.1	A-115536.2		187	A-115540.3		408		
AD-56613.1	A-115538.3		187	A-115541.5		408		
AD-56614.1	A-110695.9		187	A-115548.1		408		
AD-56615.1	A-110695.5		187	A-115519.1		408		

5
10
15
20
25
30
35
40
45
50
55

(continued)

Duplex Name	Sense Oligo Name	Sense Trans Seq	SEQ ID NO:	Antisense Oligo Name	Antisense Trans Seq	SEQ ID NO:	Start In NM_17 4936.3	End In NM_1 74936.3
AD-56616.1	A-115523.3	Same	187	A-115526.1	Same	408	4936.3	74936.3
AD-56617.1	A-115535.1		187	A-109545.7		408		
AD-56618.1	A-115537.2		187	A-115540.4		408		
AD-56619.1	A-115539.3		187	A-115541.6		408		
AD-56620.1	A-115542.2		187	A-115548.2		408		
AD-56621.1	A-115520.1		187	A-115519.2		408		
AD-56622.1	A-115527.1		187	A-115526.2		408		
AD-56623.1	A-115536.1		187	A-109545.8		408		
AD-56624.1	A-115538.2		187	A-115540.5		408		
AD-56625.1	A-115542.1		187	A-109545.12		408		
AD-56626.1	A-115543.2		187	A-115548.3		408		
AD-56627.1	A-115521.1		187	A-115519.3		408		
AD-56628.1	A-115527.2		187	A-115528.1		408		
AD-56629.1	A-115537.1		187	A-109545.9		408		
AD-56630.1	A-115539.2		187	A-115540.6		408		
AD-56631.1	A-115543.1		187	A-109545.13		408		
AD-56632.1	A-115544.2		187	A-115548.4		408		
AD-56633.1	A-115520.2		187	A-109545.6		408		
AD-56634.1	A-115529.1		187	A-115530.1		408		
AD-56635.1	A-115538.1		187	A-109545.10		408		
AD-56636.1	A-110695.8		187	A-115541.1		408		
AD-56637.1	A-115544.1		187	A-109545.14		408		
AD-56638.1	A-115545.2		187	A-115548.5		408		
AD-56639.1	A-115520.3		187	A-115522.1		408		

5
10
15
20
25
30
35
40
45
50
55

(continued)

Duplex Name	Sense Oligo Name	Sense Trans Seq	SEQ ID NO:	Antisense Oligo Name	Antisense Trans Seq	SEQ ID NO:	Start In NM_17 4936.3	End In NM_1 74936.3
AD-56640.1	A-115529.2		187	A-115531.1		408		
AD-56641.1	A-115539.1		187	A-109545.11		408		
AD-56642.1	A-115535.3		187	A-115541.2		408		
AD-56643.1	A-115545.1		187	A-109545.15		408		
AD-56644.1	A-115546.2		187	A-115548.6		408		
AD-56645.1	A-110695.6		187	A-115522.2		408		
AD-56646.1	A-115529.3		187	A-115532.1		408		
AD-56647.1	A-110695.7		187	A-115540.1		408		
AD-56648.1	A-115536.3		187	A-115541.3		408		
AD-56649.1	A-115546.1		187	A-109545.16		408		
AD-56650.1	A-115547.2		187	A-115548.7		408		
AD-56651.1	A-115523.1		187	A-115524.1		408		
AD-56652.1	A-115533.1		187	A-115532.2		408		
AD-56653.1	A-115535.2		187	A-115540.2		408		
AD-56654.1	A-115537.3		187	A-115541.4		408		
AD-56655.1	A-115547.1		187	A-109545.17		408		
AD-56656.1	A-110695.10		187	A-115549.1		408		
AD-56657.1	A-115550.1		187	A-115551.1		408		
AD-56658.1	A-115564.1		187	A-115565.1		408		
AD-56659.1	A-110695.12		187	A-115579.1		408		
AD-56662.1	A-115542.3		187	A-115549.2		408		
AD-56663.1	A-115552.1		187	A-115553.1		408		
AD-56664.1	A-115566.1		187	A-115567.1		408		

(continued)

Duplex Name	Sense Oligo Name	Sense Trans Seq	SEQ ID NO:	Antisense Oligo Name	Antisense Trans Seq	SEQ ID NO:	Start In NM_17 4936.3	End In NM_1 74936.3
AD-56668.1	A-115543.3	Same	187	A-115549.3	Same	408	4936.3	74936.3
AD-56669.1	A-115554.1		187	A-115555.1		408		
AD-56670.1	A-115568.1		187	A-115569.1		408		
AD-56673.1	A-115544.3		187	A-115549.4		408		
AD-56674.1	A-115556.1		187	A-115557.1		408		
AD-56678.1	A-115545.3		187	A-115549.5		408		
AD-56679.1	A-115558.1		187	A-115559.1		408		
AD-56680.1	A-115572.1		187	A-115573.1		408		
AD-56683.1	A-115546.3		187	A-115549.6		408		
AD-56684.1	A-115560.1		187	A-115561.1		408		
AD-56685.1	A-115574.1		187	A-115575.1		408		
AD-56688.1	A-115547.3		187	A-115549.7		408		
AD-56689.1	A-115535.4		187	A-115562.1		408		
AD-56690.1	A-115542.4		187	A-115576.1		408		
AD-56693.1	A-115520.4	187	A-115563.1	408				
AD-56694.1	A-115577.1	187	A-115578.1	408				
AD-53821.1	A-110696.1	UAGACCGUUUUUGCUUUUGUA	188	A-109547.2	UACAAAAGCAAAAACA GGUCUAGA	409	3602	3624
AD-56660.1	A-115594.1	AGACCGUUUUUGCUUUUGU	189	A-115595.1	ACAAAAGCAAAAACAG GUCUAG	410	3603	3623
AD-56661.1	A-115580.2		189	A-115610.1		410		
AD-56665.1	A-115580.1		189	A-115581.1		410		
AD-56666.1	A-115596.1		189	A-115597.1		410		
AD-56667.1	A-115611.1		GACCGUUUUUGCUUUUGU	190		A-115612.1		

(continued)

Duplex Name	Sense Oligo Name	Sense Trans Seq	SEQ ID NO:	Antisense Oligo Name	Antisense Trans Seq	SEQ ID NO:	Start In NM_17 4936.3	End In NM_17 74936.3
AD-56671.1	A-115582.1	AGACCUUUUUGCUUUUUUGU	191	A-115583.1	ACAAAAGCAAAAACAG GUCUAG	412	3603	3623
AD-56672.1	A-115598.1	Same	191	A-115599.1	Same	412	Same	Same
AD-56676.1	A-115584.1		191	A-115585.1		412		
AD-56677.1	A-115600.1		191	A-115601.1		412		
AD-56681.1	A-115586.1		191	A-115587.1		412		
AD-56682.1	A-115602.1	Same	191	A-115603.1	Same	412	Same	Same
AD-56686.1	A-115588.1		191	A-115589.1		412		
AD-56687.1	A-115604.1		191	A-115605.1		412		
AD-56691.1	A-115590.1		191	A-115591.1		412		
AD-56692.1	A-115606.1	Same	191	A-115607.1	Same	412	Same	Same
AD-56695.1	A-115592.1		191	A-115593.1		412		
AD-56696.1	A-115608.1		191	A-115609.1		412		
AD-53826.1	A-110697.1		UUUUGUAACUUGAAGAUUUU	192		A-109549.2		
AD-53832.1	A-110698.1	UUUGUAACUUGAAGAUUUUA	193	A-109551.2	UAAUUUCUUUCAAG UUACAAAAG	414	3617	3639
AD-53792.1	A-110699.1	UUGUAACUUGAAGAUUUUAU	194	A-109553.2	AUAAUUUCUUUCAAG UUACAAAA	415	3618	3640
AD-53798.1	A-110700.1	UGUAACUUGAAGAUUUUAUU	195	A-109555.2	AAUAAUUUCUUCAA GUUACAAA	416	3619	3641
AD-53819.1	A-110727.1	GUAACUUGAAGAUUUUAUUU	196	A-109609.2	AAUUAAUUUCUUCA AGUUACAA	417	3620	3642
AD-53815.1		CUAGACCUUUUUGCUUUUUUGU	197		ACAAAAGCAAAAACAG GUCUAGAA	418	3601	

5
10
15
20
25
30
35
40
45
50
55

(continued)

Duplex Name	Sense Oligo Name	Sense Trans Seq	SEQ ID NO:	Antisense Oligo Name	Antisense Trans Seq	SEQ ID NO:	Start In NM_17 4936.3	End In NM_1 74936.3		
AD-57928.40		Same	197		Same	418				
AD-59182.5			197			418				
AD-59184.3			197			418				
AD-59186.3			197			418				
AD-59171.13			197			418				
AD-59176.7			197			418				
AD-59170.7			197			418				
AD-59175.7			Same	197			Same	418		
AD-59179.7				197				418		
AD-59218.1				197				418		
AD-59222.1				197				418		
AD-59226.1				197				418		
AD-59230.1				197				418		
AD-59235.1				197				418		
AD-59207.1				197				418		
AD-59211.1				197				418		
AD-59215.1				197				418		
AD-59219.1		Same	197		Same	418				
AD-59223.1			197			418				
AD-59181.5			197			418				
AD-59172.5			197			418				
AD-59177.5			197			418				
AD-59180.5			197			418				
AD-59183.5			197			418				

(continued)

Duplex Name	Sense Oligo Name	Sense Trans Seq	SEQ ID NO:	Antisense Oligo Name	Antisense Trans Seq	SEQ ID NO:	Start In NM_17 4936.3	End In NM_1 74936.3
AD-59185.5			197			418		
AD-59173.5			197			418		
AD-59232.1		CUAGACCUGUUUGCUUUUUGU	198		ACAAAAGCAAAAACAG GUCUAGAA	419	3600	
AD-59236.1		Same	198		Same	419	Same	
AD-59216.1			198			419		
AD-59220.1			198			419		
AD-59224.1			198			419		
AD-59228.1			198			419		
AD-59233.1			198			419		
AD-59237.1			198			419		
AD-59209.1			198			419		
AD-59208.1			198			419		
AD-59212.1			CUAGACCUGUUUGCUUUUUGU	199				ACAAAAGCAAAAACAG GUCUAGAA
AD-59210.1		CUAGACCUGUUUGCUUUUUGU	200		ACAAAAGCAAAAACAG GUCUAGAA	421	3601	
AD-59214.1		AGACCUGUUUUGCUUUUUGU	201		ACAAAAGCAAAAACAG GUCUAG	422	3603	
AD-59227.1		Same	201		Same	422		
AD-59231.1			201			422		
AD-59198.3			201			422		
AD-59200.3			201			422		
AD-59203.3		Same	201		Same	422		
AD-59204.3			201			422		
AD-59188.3			201			422		

(continued)

Duplex Name	Sense Oligo Name	Sense Trans Seq	SEQ ID NO:	Antisense Oligo Name	Antisense Trans Seq	SEQ ID NO:	Start In NM_17 4936.3	End In NM_17 74936.3
AD-59191.3			201			422		
AD-59213.1			201			422		
AD-59217.1			201			422		
AD-59221.1			201			422		
AD-59225.1			201			422		
AD-59229.1			201			422		
AD-59234.1			201			422		
AD-59238.1			201			422		
AD-59241.1			201			422		
AD-59245.1			201			422		
AD-59250.1			201			422		
AD-59246.1		CUAGACCGUUUUUGCUUUUUGU	202		ACAAAAGCAAAAACAG GUCUAGA	423	3602	
AD-59253.2		UAGACCGUUUUUGCUUUUUGU	203		ACAAAAGCAAAAACAG GUCUAGA	424	3602	
AD-59242.1		AGACCGUUUUUGCUUUUUGU	204		ACAAAAGCAAAAACAG GUCUAGA	425	3602	
AD-59253.1		UAGACCGUUUUUGCUUUUUGU	205		ACAAAAGCAAAAACAG GUCUAGA	426	3602	
AD-59258.1		UAGACCGUUUUUGCUUUUUGU	206		ACAAAAGCAAAAACAG GUCUAGA	427	3602	
AD-59251.1		CUAGACCGUUUUUGCUUUUUGU	207		ACAAAAGCAAAAACAG GUCUAG	428	3603	
AD-59256.1		UAGACCGUUUUUGCUUUUUGU	208		ACAAAAGCAAAAACAG GUCUA	429	3604	
AD-59260.1		AGACCGUUUUUGCUUUUUGU	209		ACAAAAGCAAAAACAG GUCU	430	3605	

5
10
15
20
25
30
35
40
45
50
55

(continued)

Duplex Name	Sense Oligo Name	Sense Trans Seq	SEQ ID NO:	Antisense Oligo Name	Antisense Trans Seq	SEQ ID NO:	Start In NM_17 4936.3	End In NM_1 74936.3
AD-59248.1		GACCUGUUUUUGCUUUUUGU	210		ACAAAAGCAAAAACAG GUCU	431	3605	
AD-59247.1		GACCUGUUUUUGCUUUUUGU	211		ACAAAAGCAAAAACAG GUCUA	432	3604	
AD-59252.1		AGACCUGUUUUUGCUUUUUGU	212		ACAAAAGCAAAAACAG GUCUA	433	3604	
AD-59257.1		UAGACCUGUUUUUGCUUUUUGU	213		ACAAAAGCAAAAACAG GUCUA	434	3604	
AD-59261.1		AGACCUGUUUUUGCUUUUUGU	214		ACAAAAGCAAAAACAG GUCUAG	435	3603	
AD-59262.1		UAGACCUGUUUUUGCUUUUUGU	215		ACAAAAGCAAAAACAG GUCUAG	436	3603	
AD-59265.1		CUAGACCUGUUUUUGCUUUUUGU	216		ACAAAAGCAAAAACAG GUCUAG	437	3603	
AD-59196.13		UAGACCUGUUUUUGCUUUUUGU	217		ACAAAAGCAAAAACAG GUCUAGAA	438	3601	
AD-59189.11		AGACCUGUUUUUGCUUUUUGU	218		ACAAAAGCAAAAACAG GUCUAGAA	439	3601	
AD-59190.3		UCUAGACCUGUUUUUGCUUUUG U	219		ACAAAAGCAAAAACAG GUCUAGAA	440	3601	
AD-59192.3		UUUAGACCUGUUUUUGCUUUUU GU	220		ACAAAAGCAAAAACAG GUCUAGAA	441	3601	
AD-59240.1			220			441		
AD-59244.1			220			441		
AD-59202.7		Same	220		Same	441	Same	
AD-59195.5			220			441		
AD-59249.1			220			441		
AD-59254.1			220			441		

(continued)

Duplex Name	Sense Oligo Name	Sense Trans Seq	SEQ ID NO:	Antisense Oligo Name	Antisense Trans Seq	SEQ ID NO:	Start In NM_17 4936.3	End In NM_1 74936.3
AD-59259.1			220			441		
AD-59264.1			220			441		
AD-59264.2			220			441		
AD-59255.1			220			441		
AD-57928.1			220			441		
AD-58893.1			220			441		
AD-58894.1			220			441		
AD-58895.1			220			441		
AD-58896.1			220			441		
AD-58897.1			220			441		
AD-58898.1			220			441		
AD-58899.1			220			441		
AD-58900.1		CAAGCAGACAUUUAUCUUUUU	221		AAAAAGAUAAAUGUC UGCUUGCU	442	N/A	
AD-58902.1		UUUUUJAGACCUGUUUUGCUU	222		AAGCAAAACAGGUC UAGAAAAGU	443	3597	
		AGACCUGUUUUGCUUUUGU	223		ACAAAAGCAAAAACAG GUCUAG	444		
		AGACCUGUUUUGCUUUUGU	224		ACAAAAGCAAAAACAG GUCUAG	445		
		AGACCUGUUUUGCUUUUGU	225		ACAAAAGCAAAAACAG GUCUAG	446		
		AGACCUGUUUUGCUUUUGU	226		ACAAAAGCAAAAACAG GUCUAG	447		
		AGACCUGUUUUGCUUUUGU	227		ACAAAAGCAAAAACAG GUCUAG	448		

Duplex Name	Sense Oligo Name	Sense Trans Seq	SEQ ID NO:	Antisense Oligo Name	Antisense Trans Seq	SEQ ID NO:	Start In NM_17 4936.3	End In NM_1 74936.3
		AGACCGUUUUUGCUUUUUGU	228		ACAAAAGCAAAAACAG GUCUAG	449		
		CUAGACCGUUUUUGCUUUUUGU	229		ACAAAAGCAAAAACAG GUCUAGAA	450		
		Same	229		Same	450		
			229			450		
			229			450		
			229			450		
			229			450		
			229			450		
			229			450		
			229			450		
			229			450		
			229			450		
		AGACCGUUUUUGCUUUUUGU	230		ACAAAAGCAAAAACAG GUCUAG	451		
		AGACCGUUUUUGCUUUUUGU	231		ACAAAAGCAAAAACAG GUCUAG	452		
		CUAGACCGUUUUUGCUUUUUGU	232		ACAAAAGCAAAAACAG GUCUAGAA	453		
		Same	232		Same	453		
			232			453		
			232			453		
			232			453		
			232			453		

(continued)

5

10

15

20

25

30

35

40

45

50

55

5
10
15
20
25
30
35
40
45
50
55

(continued)

Duplex Name	Sense Oligo Name	Sense Trans Seq	SEQ ID NO:	Antisense Oligo Name	Antisense Trans Seq	SEQ ID NO:	Start In NM_17 4936.3	End In NM_1 74936.3
		CUAGACCUGUUUUGCCUUUUUGU	233		ACAAAAGCAAAAACAG GUCUAGAA	454		
		Same	233		Same	454		
			233			454		
			233			454		
			233			454		
			233			454		
			233			454		
			233			454		
			233			454		
			233			454		
			233			454		
			233			454		
			233			454		
			233			454		
			233			454		
			233			454		
			233			454		
			233			454		
			233			454		
			233			454		
			233			454		
			233			454		
			233			454		
			233			454		
			233			454		
			233			454		
			233			454		
			233			454		
			233			454		
			233			454		

5
10
15
20
25
30
35
40
45
50
55

(continued)

Duplex Name	Sense Oligo Name	Sense Trans Seq	SEQ ID NO:	Antisense Oligo Name	Antisense Trans Seq	SEQ ID NO:	Start In NM_17 4936.3	End In NM_1 74936.3
		Same	233		Same	454		
			233			454		
			233			454		
			233			454		
			233			454		
			233			454		
			233			454		
			233			454		
			233			454		
			233			454		
			233			454		
			233			454		
			233			454		
			233			454		
			233			454		
			233			454		

5
10
15
20
25
30
35
40
45
50
55

(continued)

Duplex Name	Sense Oligo Name	Sense Trans Seq	SEQ ID NO:	Antisense Oligo Name	Antisense Trans Seq	SEQ ID NO:	Start In NM_17 4936.3	End In NM_1 74936.3
		Same	233		Same	454		
			233			454		
			233			454		
			233			454		
			233			454		
			233			454		
			233			454		
			233			454		
			233			454		
			233			454		
			233			454		
			233			454		
			233			454		
			233			454		
		233		454				

Table 2. PCSK9- modified sequences

Duplex Name	Sense Oligo Name	Sense Oligo Sequence	SEQ ID NO:	Position relative to NM_174 936.3	Antisense Oligo Name	Antisense Oligo Sequence	SEQ ID NO:
AD-53649.1	A-110542.1	CfgAfgGfaCfGfCfCfaCfaAfcGfaGfAfl96	455	461	A-109239.2	uCfcUfcGfuAfgUfGgcCfGufCfcFuCfGfGfsc	1006
AD-53650.1	A-110550.1	GfcCfGfGfaUfAfcCfcUfcAfcCfaAfgAfl96	456	673	A-109255.2	uCfuUfGfGfaGfGuaUfcCfcCfGfGfscGfsg	1007
AD-53651.1	A-110558.1	GfcCfcCfaUfGfCfGfaCfuAfcAfuCfGfAfl96	457	773	A-109271.2	uCfGafuGfuAfgUfGgaCfaUfgGfGfGfscAfsa	1008
AD-53652.1	A-110566.1	CfcUfGfGfuGfGfGfGfGfuAfuCfuCfcUfl96	458	896	A-109287.2	aGfGafGfuAfcAfcAfcuAfcAfcCfaGfGfscFfsu	1009
AD-53653.1	A-110574.1	UfcCfuAfgAfcAfcCfCfaGfcAfuAfcAfl96	459	913	A-109303.2	uCfuGfuAfuGfcUfGguGfuCfuAfgGfGfscGfsa	1010
AD-53654.1	A-110582.1	GfcAfgGfUfcAfuGfGfGfGfGfCfcAfl96	460	955	A-109319.2	aGfuCfGfGfuGfaCfcauGfaCfcCfuGfscCfsc	1011
AD-53656.1	A-110589.1	CfcUfGfCfGfUfGfCfCfuCfaAfcUfGfCfcAfl96	461	1109	A-109333.2	uGfGcfaGfuUfGfAfgcaCfGcCfGcAfgGfscCfsu	1012
AD-53697.1	A-110597.1	UfaGfGcCfUfGfAfcCfuUfuAfuUfcGfAfl96	462	1159	A-109349.2	uCfcGfaAfuAfaAfcuAfcAfcGfCfcUfGfsc	1013
AD-53698.1	A-110605.1	GfGfGfCfAfuGfCfCfuGfcCfuAfcUfl96	463	1318	A-109365.2	aGfuAfgAfgGfCfAfggcAfuCfGfCfcCfscGfsg	1014
AD-53699.1	A-110613.1	GfcAfuUfGfCfaGfCfCfaUfGfAfuGfCfUfl96	464	1543	A-109381.2	aCfaGfcAfuCfaUfGgcUfGcAfuGfscCfsa	1015
AD-53700.1	A-110621.1	GfGcfcUfGfGfuUfCfCfcUfGfAfgGfaCfcAfl96	465	1640	A-109397.2	uGfGfCfcCfuCfaGfGgaAfcCfaGfCfcUfsc	1016
AD-53701.1	A-110629.1	CfGcCfuUfuUfGfGfGfGfUfGfGfUfl96	466	1901	A-109413.2	aCfaCfcCfuCfaCfcccCfaAfaAfgCfGfscUfsu	1017
AD-48400.1	A-98247.2	UfuUfuCfuAfgAfcCfuGfuUfuUfGfCfuUfl96	467		A-93455.4	aAfgCfaAfaAfcAfgGfuCfuAfgAfaAfasGfsu	1018
AD-53656.1	A-110551.1	CfcGfGfGfaUfCfCfuCfaCfcAfaGfaUfl96	468	674	A-109257.2	aUfcUfuGfUfGfAfgguAfuCfcCfcGfGfscCfsg	1019
AD-53657.1	A-110559.1	CfcAfuGfuCfGfAfcUfaCfaUfcGfGfAfl96	469	776	A-109273.2	uCfcUfcCfaUfGfUfaguCfGafCfuGfGfscGfsg	1020
AD-53658.1	A-110567.1	CfuGfGfUfGfGfGfUfUfaUfcUfcCfuAfl96	470	897	A-109289.2	uAfgGfaGfaUfaCfaccUfcCfaCfcAfcGfsc	1021
AD-53659.1	A-110575.1	AfgAfcAfcCfaGfCfAfuAfcAfgUfGfAfl96	471	917	A-109305.2	uCfaCfuCfuGfuAfuGfUfGfuGfuCfufAfcGfsc	1022
AD-53660.1	A-110583.1	CfaGfGfGfuCfaUfGfGfuCfaCfcGfaCfuUfl96	472	956	A-109321.2	aAfgUfcGfGfUfGfAfcfaUfGfAfcCfcUfGfsc	1023
AD-53702.1	A-110590.1	CfuGfCfGfGfuGfCfUfcAfaCfuGfCfAfl96	473	1110	A-109335.2	uUfGfCfAfgUfuGfGagcAfcGfcAfcGfscGfsc	1024
AD-53703.1	A-110598.1	AfgGfCfuGfGfAfgUfuUfaUfuCfGfGfaAfl96	474	1160	A-109351.2	uUfcCfGfAfaUfaAfacuAfcAfgGfCfcUfscAfsu	1025
AD-53704.1	A-110606.1	CfaAfcUfuUfGfCfCfGcCfuGfuGfUfGfAfl96	475	1421	A-109367.2	uCfcAfcAfcAfgCfGgcCfaAfaGfuUfGfscGfsu	1026
AD-53705.1	A-110614.1	GfuUfGfGfAfcAfcAfgUfGfAfcAfl96	476	1592	A-109383.2	uGfGfAfuCfaGfuCfucuGfCfuCfaAfcGfsc	1027

5
10
15
20
25
30
35
40
45
50
55

(continued)

Duplex Name	Sense Oligo Name	Sense Oligo Sequence	SEQ ID NO:	Position relative to NM_174 936.3	Antisense Oligo Name	Antisense Oligo Sequence	SEQ ID NO:
AD-53706.1	A-110622.1	GfgUfaCfuGfaCfcCfcCfaAfcCfuGfgUfL96	477	1664	A-109399.2	aCfcAfgGfuUfgGfgggUfaAfgUfaCfcsCfsg	1028
AD-53707.1	A-110630.1	CfuUfuUfgGfgGfgUfgAfgGfgUfgUfcUfL96	478	1903	A-109415.2	aGfaCfaCfcCfuCfaccCfcCfaAfaAfgsCfsg	1029
AD-53661.1	A-110544.1	AfcCfgCfuGfcCfcCfaAfgGfaUfcCfgUfL96	479	556	A-109243.2	aCfgGfaUfcCfuUfggcGfcAfgCfgGfusGfsg	1030
AD-53663.1	A-110560.1	UfcGfaCfuAfcAfcUfcCfaAfgGfaGfgAfcUfL96	480	781	A-109275.2	aGfuCfcUfcCfuCfcauGfuAfgUfcGfasCfssa	1031
AD-53664.1	A-110568.1	GfgUfgGfaGfgUfgUfaUfcUfcCfuAfgAfl96	481	899	A-109291.2	uCfuAfgGfaGfaUfacaCfcUfcCfaCfcsAfsfg	1032
AD-53665.1	A-110576.1	CfaCfcAfgCfaUfaAfcCfaGfaGfaCfcAfl96	482	920	A-109307.2	uGfgUfcAfcUfcUfguaUfgCfuGfgUfgsUfsc	1033
AD-53666.1	A-110584.1	GfgUfcAfuGfgUfcAfcCfcAfcUfcCfgAfl96	483	959	A-109323.2	uCfGfaGfaCfgGfugaCfcAfuGfaCfcsCfsu	1034
AD-53708.1	A-110591.1	CfgUfgCfuCfaAfcUfgCfcAfaGfgGfaAfl96	484	1115	A-109337.2	uUfcCfcUfuGfgCfaguUfgAfgCfaCfcsCfsg	1035
AD-53709.1	A-110599.1	GfgCfcUfgGfaGfuUfuAfuUfcGfgAfaAfl96	485	1161	A-109353.2	uUfuCfcGfaAfuAfaacUfcCfaGfgCfcsUfssa	1036
AD-53710.1	A-110607.1	UfuGfgCfcGfcUfgUfgUfgGfaCfcUfcUfL96	486	1426	A-109369.2	aGfaGfgUfcCfaCfacaGfcGfgCfcAfasAfsfg	1037
AD-53711.1	A-110615.1	UfgAfgGfcAfgAfcAfcUfgAfuCfcAfcUfL96	487	1594	A-109385.2	aGfuGfgAfuCfaGfucuCfuGfcCfuCfcsAfcsc	1038
AD-53712.1	A-110623.1	GfuUfgGfcAfgCfuUfgUfuUfgCfaGfgAfl96	488	1717	A-109401.2	uCfcUfgCfaAfaAfcagCfuGfcCfaAfcscCfsu	1039
AD-53713.1	A-110631.1	UfuUfuGfgGfgUfgGfaGfgGfuCfuAfl96	489	1904	A-109417.2	uAfgAfcAfcCfcUfcacCfcCfcAfaAfasGfsc	1040
AD-53667.1	A-110545.1	GfcUfgCfcCfcAfcGfgAfuCfcGfuGfgAfl96	490	559	A-109245.2	uCfcAfcGfgAfuCfuuGfgCfgCfaGfcsGfsg	1041
AD-53668.1	A-110553.1	AfuAfcCfuCfaCfcAfaGfaUfcCfuGfcAfl96	491	680	A-109261.2	uGfcAfgGfaUfcUfuggUfgAfgGfuAfusCfsc	1042
AD-53669.1	A-110561.1	AfcUfaCfaUfcGfaAfgAfgGfaCfcUfcUfL96	492	784	A-109277.2	aGfgAfgUfcCfuCfcucGfaUfgUfaGfusCfsg	1043
AD-53670.1	A-110569.1	UfgGfaGfgUfgUfaUfcUfcCfuAfgAfcAfl96	493	901	A-109293.2	uGfuCfuAfgGfaGfaCfaCfcUfcCfcsCfsc	1044
AD-53671.1	A-110577.1	UfaCfaGfaGfuAfcAfcAfcCfcGfgAfaAfl96	494	928	A-109309.2	uUfuCfcCfgGfuGfgucAfcUfcUfgUfasUfsg	1045
AD-53672.1	A-110585.1	UfcAfuGfgUfcAfcCfcAfcUfuCfGfgAfl96	495	961	A-109325.2	uCfuCfgAfaGfuCfggUgfaCfcAfuGfasCfsc	1046
AD-53714.1	A-110592.1	CfaCfcCfuCfaUfaAfgCfcUfgGfaGfuUfL96	496	1151	A-109339.2	aAfcUfcCfaGfgCfcuaUfgAfgGfgUfgsCfsc	1047
AD-53715.1	A-110600.1	GfcCfuGfgAfgUfuUfaUfcUfgGfaAfaAfl96	497	1162	A-109355.2	uUfuUfcCfgAfaUfaaaCfuCfcAfgGfcsCfsu	1048
AD-53716.1	A-110608.1	UfgGfcCfcUfgUfgUfgGfaAfcCfuUfL96	498	1427	A-109371.2	aAfgAfgGfuCfcAfcacAfgCfgGfcCfcsAfsa	1049

5
10
15
20
25
30
35
40
45
50
55

(continued)

Duplex Name	Sense Oligo Name	Sense Oligo Sequence	SEQ ID NO:	Position relative to NM_174 936.3	Antisense Oligo Name	Antisense Oligo Sequence	SEQ ID NO:
AD-53717.1	A-110616.1	GfaGfgCfaGfaGfAfCfuGfaUfcCfaCfuUfL96	499	1595	A-109387.2	aAfgUfgGfaUfaAfgucUfcUfgCfcUfcsAfsa	1050
AD-53718.1	A-110624.1	UfgGfcAfgCfuGfUfuUfgCfaGfgAfcUfL96	500	1719	A-109403.2	aGfuCfcUfgCfaAfaaacAfgCfuGfcCfasAfsa	1051
AD-53719.1	A-110632.1	GfgGfgUfgAfgGfUfgUfcUfaCfgCfcAfl96	501	1909	A-109419.2	uGfgCfgUfaGfaCfaccCfuCfaCfcCfcsCfsa	1052
AD-53674.1	A-110554.1	CfaCfcAfaGfaUfcCfcUfcGfaCfuGfuCfuUfL96	502	686	A-109263.2	aAfgAfcAfuGfcAfggaUfcUfuGfgUfgsAfsa	1053
AD-53675.1	A-110562.1	UfaCfaUfcGfaGfAfgGfaCfuCfcUfcUfL96	503	786	A-109279.2	aGfaGfgAfgUfcCfuuccUfcGfaUfgUfasGfsu	1054
AD-53676.1	A-110570.1	AfgGfuGfaUfcUfcCfcUfaGfaCfaCfcAfl96	504	904	A-109295.2	uGfgUfgUfcUfaGfgagAfuAfcAfcCfusCfsc	1055
AD-53677.1	A-110578.1	AfcAfgAfgUfgAfcCfa CfcGfgGfaAfaUfL96	505	929	A-109311.2	aUfuUfcCfcGfgUfgguCfaCfuCfuGfusAfsu	1056
AD-53678.1	A-110586.1	AfgGfaCfgGfgAfcCfcCfuGfgAfgUfuUfL96	506	994	A-109327.2	uGfuGfgAfaGfcGfgguCfcCfgUfcCfusCfsc	1057
AD-53720.1	A-110593.1	AfcCfcUfcAfuAfcGfcCfuGfgAfgUfuUfL96	507	1152	A-109341.2	aAfaCfuCfcAfgGfcuAfuGfaGfgGfusGfsc	1058
AD-53721.1	A-110601.1	GfgAfgUfuUfaUfcCfgGfaAfaAfgCfcAfl96	508	1166	A-109357.2	uGfgCfuUfuUfcCfcaaUfaAfaCfuCfcsAfsa	1059
AD-53722.1	A-110609.1	GfgCfcGfcUfgUfgUfgGfaCfcUfcUfL96	509	1428	A-109373.2	aAfaGfaGfgUfcCfacaCfaGfcGfgCfcsAfsa	1060
AD-53723.1	A-110617.1	GfgCfaGfaGfaCfuGfgUfcCfaCfuUfL96	510	1597	A-109389.2	aGfaAfgUfgGfaUfcagUfcUfgCfcsUfsc	1061
AD-53724.1	A-110625.1	GfcAfgCfuGfu UfuUfgCfaGfgAfcUfgUfL96	511	1721	A-109405.2	aCfaGfuCfcUfgCfaaaAfcAfgCfuGfcsCfsa	1062
AD-53725.1	A-110633.1	GfgGfuGfaGfgGfgUfgUfcUfaAfcGfcCfaUfL96	512	1910	A-109421.2	aUfgGfcGfuAfgAfcacCfcUfcAfcCfcsCfsc	1063
AD-53679.1	A-110547.1	CfuAfcGfuGfgUfgCfcUfgAfgAfgAfl96	513	593	A-109249.2	uCfcUfuCfaGfaAfcAfcAfcAfcGfuAfgsGfsu	1064
AD-53680.1	A-110555.1	CfaAfaCfuCfcUfcCfaUfgUfcUfcAfl96	514	689	A-109265.2	uGfgAfaGfaCfaUfgcaGfgAfuCfuUfcsGfsu	1065
AD-53681.1	A-110563.1	UfcGfaGfgAfgGfAfcCfuCfcUfcUfL96	515	790	A-109281.2	aGfaCfaGfaGfgAfgucCfuCfcUfcGfasUfsg	1066
AD-53682.1	A-110571.1	GfuAfuCfuCfcUfaGfaCfaCfaCfaUfL96	516	908	A-109297.2	aUfgCfuGfgUfgUfcuaGfgAfgAfcAfsa	1067
AD-53683.1	A-110579.1	GfaGfuGfaCfcAfcCfcGfgAfaCfuCfAfl96	517	932	A-109313.2	uCfgAfuUfuCfcCfcGfgUfgUfcAfcUfcsUfsg	1068
AD-53684.1	A-110587.1	CfgGfgAfcCfcGfcUfuCfcAfcAfcAfl96	518	998	A-109329.2	uGfuCfuGfuGfgAfgcGfgGfuCfcCfcsUfsc	1069
AD-53726.1	A-110594.1	CfcCfuCfaUfaGfgCfcUfgGfaGfuUfL96	519	1153	A-109343.2	uAfaAfcUfcCfaGfgccUfaUfgAfgGfgsUfsg	1070
AD-53727.1	A-110602.1	GfuUfuAfuUfcGfgAfaAfaGfcCfaGfcUfL96	520	1169	A-109359.2	aGfuUfgGfcUfuUfuccGfaAfaAfcAfsa	1071

5
10
15
20
25
30
35
40
45
50
55

(continued)

Duplex Name	Sense Oligo Name	Sense Oligo Sequence	SEQ ID NO:	Position relative to NM_174 936.3	Antisense Oligo Name	Antisense Oligo Sequence	SEQ ID NO:
AD-53728.1	A-110610.1	UfgUfgGfaCfcUfcUfuUfgCfcCfaAfl96	521	1434	A-109375.2	uGfgGfgCfaAfaGfaggUfcCfaCfaCfasGfsc	1072
AD-53729.1	A-110618.1	CfaGfaGfaCfuGfAfuCfaCfaCfuUfcUfcUfl96	522	1599	A-109391.2	aGfaGfaAfgUfgGfaucAfgUfcUfcUfsgCfsc	1073
AD-53730.1	A-110626.1	UfcUfgCfcGfgGfcCfcAfcAfaCfcGfcUfl96	523	1885	A-109407.2	aAfgCfcUfuGfuGfggcCfcGfgCfaGfasCfsc	1074
AD-53731.1	A-110634.1	GfgUfgAfgGfgUfgUfcUfaCfcGfcAfuUfl96	524	1911	A-109423.2	aAfuGfgCfcUfaGfacaCfcCfuCfaCfcsCfsc	1075
AD-53685.1	A-110548.1	CfcCfcGfgGfAfuAfcCfuCfaCfcAfl96	525	670	A-109251.2	uGfgUfgAfgGfuAfuuccCfcGfgCfsgGfsgCfsc	1076
AD-53687.1	A-110564.1	CfgAfgGfaGfgAfcUfcCfuCfuGfuUfl96	526	791	A-109283.2	aAfgAfcAfgAfgGfaguCfcUfcCfuCfsgAfsu	1077
AD-53688.1	A-110572.1	UfaUfcUfcCfuAfgAfcAfcCfaGfcAfuAfl96	527	909	A-109299.2	uAfuGfcUfgGfuGfucAfgGfaGfaUfasCfsc	1078
AD-53689.1	A-110580.1	GfgAfaAfuCfcAfgGfgCfaGfgGfuCfaUfl96	528	944	A-109315.2	aUfgAfcCfcUfgCfcuAfgAfuUfcCfcsCfsg	1079
AD-53690.1	A-110588.1	UfcCfaCfaGfaCfcAfgCfcAfgCfaAfgUfl96	529	1009	A-109331.2	aCfuUfgCfuGfgCfcuUfcUfgUfgGfasAfsG	1080
AD-53732.1	A-110595.1	CfcUfcAfuAfgGfcCfcUfgAfgUfuUfaUfl96	530	1154	A-109345.2	aUfaAfaCfuCfcAfggcCfuAfuGfaGfsgGfsu	1081
AD-53733.1	A-110603.1	GfgGfcUfgGfgGfuCfcUfgCfuGfgUfcAfl96	531	1279	A-109361.2	uGfaCfcAfgCfaCfagacCfcCfaGfcCfcsUfsc	1082
AD-53734.1	A-110611.1	GfgGfaGfgAfcAfuCfaUfuGfgUfgCfcUfl96	532	1456	A-109377.2	aGfgCfaCfcAfaUfgauGfuCfcUfcCfcsCfsu	1083
AD-53735.1	A-110619.1	AfcUfgAfuCfcAfcUfuCfuCfuGfcCfaAfl96	533	1604	A-109393.2	uUfgGfcAfgAfgAfgauGfgAfuCfaGfusCfsu	1084
AD-53736.1	A-110627.1	CfuGfcCfcGfgCfcCfaCfaAfcGfcUfuUfl96	534	1886	A-109409.2	aAfaGfcGfuUfgUfgggCfcCfcGfcAfgsAfsC	1085
AD-53737.1	A-110635.1	AfgGfgUfg Ufc UfaAfcCfcAfu U fgCfcAfl96	535	1915	A-109425.2	uGfgCfaAfuGfgCfuaGfaCfaCfcCfusCfsc	1086
AD-53691.1	A-110549.1	CfcGfcCfcGfgGfAfuCfcUfcAfcCfaAfl96	536	671	A-109253.2	uUfgGfuGfaGfgUfaucCfcCfcGfgGfsgGfsc	1087
AD-53692.1	A-110557.1	GfuUfgCfcCfcAfuGfgUfcUfaCfaUfl96	537	770	A-109269.2	aUfgUfaGfuCfcAfcuGfgGfgCfaAfcUfsu	1088
AD-53693.1	A-110565.1	GfuAfcCfcGfgCfcGfgUfgAfaUfaCfcAfl96	538	857	A-109285.2	uGfgUfaUfuCfaUfcgCfcCfcGfgAfcCfsc	1089
AD-53694.1	A-110573.1	UfcUfcCfuAfgAfcAfcCfaGfcAfuAfcAfl96	539	911	A-109301.2	uGfuAfuGfcUfgGfugUfcUfgGfaGfasUfsc	1090
AD-53695.1	A-110581.1	AfaUfcGfaGfgGfcAfgGfgUfcAfuGfgUfl96	540	947	A-109317.2	aCfcAfuGfaCfcCfcUfcCfcUfcGfaUfusUfsc	1091
AD-53738.1	A-110596.1	CfuCfaUfaGfgCfcUfgGfaGfuAfuUfl96	541	1155	A-109347.2	aAfuAfaAfcUfcCfaggCfcUfaUfgAfgsGfsg	1092
AD-53739.1	A-110604.1	GfgUfcAfcCfcUfgGfcCfcGfcAfaCfuUfl96	542	1295	A-109363.2	aAfgUfuGfcCfcGfcagCfcGfgGfaCfcAfsG	1093

5
10
15
20
25
30
35
40
45
50
55

(continued)

Duplex Name	Sense Oligo Name	Sense Oligo Sequence	SEQ ID NO:	Position relative to NM_174 936.3	Antisense Oligo Name	Antisense Oligo Sequence	SEQ ID NO:
AD-53740.1	A-110612.1	AfcUfgCfaGfcAfcCfcUfcUfgUfgUfL96	543	1483	A-109379.2	aCfaCfaAfaGfcAfgguGfcUfgCfaGfusCfsg	1094
AD-53741.1	A-110620.1	AfuCfcAfcUfuCfuCfcGfcCfaAfaGfaUfL96	544	1608	A-109395.2	aUfcUfuUfgGfcAfgagAfaGfuGfgAfusCfssa	1095
AD-53742.1	A-110628.1	GfcCfcAfcAfaCfcGfcUfuUfgGfgGfgUfL96	545	1893	A-109411.2	aCfcCfcCfaAfaAfgcgUfuGfuGfgGfcsCfsc	1096
AD-53743.1	A-110636.1	GfuGfuCfuAfcGfcCfaUfuGfcCfaGfgUfL96	546	1918	A-109427.2	aCfcUfgGfcAfaUfggcGfuAfgAfcAfcscCfsc	1097
AD-53744.1	A-110644.1	GfgAfaUfgCfaAfaGfcUfcAfaGfaGfcAfl96	547	2180	A-109443.2	uGfcUfcCfuUfgAfcuuUfgCfaUfuCfcsAfsfg	1098
AD-53745.1	A-110652.1	UfgAfuGfgCfcCfcUfcAfaUfcCfaGfcUfL96	548	2906	A-109459.2	aGfcUfgGfaGfaUfgagGfgCfcAfuCfasGfsc	1099
AD-53746.1	A-110660.1	CfuGfaAfgCfcAfaGfcCfuCfuUfcUfuAfl96	549	3300	A-109475.2	uAfaGfaAfgAfgGfcu u GfgCfu UfcAfgsAfsfg	1100
AD-53747.1	A-110668.1	AfcUfgUfcCfcUfcCfuUfgAfgCfaCfcAfl96	550	3511	A-109491.2	uGfgUfgCfuCfaAfggaGfgGfaCfaGfusUfsg	1101
AD-53748.1	A-110676.1	CfaAfgCfaAfgCfaGfaUfuUfaUfcUfL96	551	3540	A-109507.2	aGfaUfaAfaUfgUfcugCfuUfgCfuUfsgGfsg	1102
AD-53790.1	A-110683.1	UfaUfcUfuUfgGfgCfuCfuGfcUfcUfL96	552	3556	A-109521.2	aGfaGfgAfcAfgAfcAfaAfaGfaUfasAfsa	1103
AD-53791.1	A-110691.1	UfgUfcCfuCfuCfuGfuUfgCfuUfuUfL96	553	3569	A-109537.2	aAfaAfaGfgCfaAfcagAfgGfaCfasGfssa	1104
AD-53792.1	A-110699.1	UfuGfuAfaCfuUfgAfaGfaUfaUfaUfL96	554	3620	A-109553.2	aUfaAfaUfaUfcUfuccaAfgUfuAfcAfasAfsa	1105
AD-53793.1	A-110707.1	CfuUfuAfcUfcUfgCfcUfuAfuGfcCfaAfl96	555	3055	A-109569.2	uUfgGfcAfuAfgAfgcaGfaGfuAfaAgsGfsu	1106
AD-53794.1	A-110715.1	AfgGfgGfaAfcAfcAfgAfcCfaGfgAfaAfl96	556	3370	A-109585.2	uUfuCfcUfgGfuCfuguGfuUfcCfcCfusUfsc	1107
AD-53795.1	A-110723.1	UfuGfgGfuCfuGfcUfcUfcUfgUfuUfL96	557	3562	A-109601.2	aAfaCfaGfaGfaGfgacAfgAfcCfcAfasAfsa	1108
AD-53749.1	A-110637.1	UfgCfaGfcGfuCfcAfcAfcAfcCfcAfl96	558	1962	A-109429.2	uGfgAfgCfuGfuGfuggAfcGfcUfgCfasGfsu	1109
AD-53750.1	A-110645.1	AfaUfcCfcGfgCfcCfcUfcAfgGfaGfcAfl96	559	2204	A-109445.2	uGfcUfcCfuGfaGfgggCfcGfgGfaUfusCfsc	1110
AD-53751.1	A-110653.1	UfuUfcUfgGfaUfgGfcAfuCfuAfgCfcAfl96	560	2974	A-109461.2	uGfgCfuAfgAfuGfccaUfcCfaGfaAfasGfsc	1111
AD-53752.1	A-110661.1	GfaAfgCfcAfaGfcCfcUfuUfcUfaAfcUfL96	561	3302	A-109477.2	aGfuAfaGfaAfgAfggcUfuGfgCfuUfcsAfsfg	1112
AD-53753.1	A-110669.1	CfcAfgCfcCfcAfcCfcAfaGfaGfcAfl96	562	3529	A-109493.2	uGfcUfuGfcUfuGfgguUfgGfgCfuGfsgUfsg	1113
AD-53754.1	A-110677.1	AfaGfcAfaGfcAfgAfcAfuUfuAfuCfuUfL96	563	3541	A-109509.2	aAfgAfuAfaAfuGfucuGfcUfuGfcUfusGfsg	1114
AD-53796.1	A-110684.1	UfcUfuUfgGfgUfcUfcUfuCfcUfcUfL96	564	3558	A-109523.2	aGfaGfaGfgAfcAfgacCfcAfaAfaGfasUfssa	1115

5
10
15
20
25
30
35
40
45
50
55

(continued)

Duplex Name	Sense Oligo Name	Sense Oligo Sequence	SEQ ID NO:	Position relative to NM_174 936.3	Antisense Oligo Name	Antisense Oligo Sequence	SEQ ID NO:
AD-53797.1	A-110692.1	GfuCfcUfcUfcUfgUfuGfcCfuUfuUfuAfl96	565	3570	A-109539.2	uAfaAfaAfgGfcAfaGfaGfaGfgAfcAfsAfsG	1116
AD-53798.1	A-110700.1	UfgUfaAfcUfuGfAfaGfaAfuUfuUfuAfl96	566	3621	A-109555.2	aAfuAfaAfuAfuCfuucAfaGfuUfaCfasAfsa	1117
AD-53799.1	A-110708.1	UfuUfaCfuCfuGfcUfcUfaUfgCfcAfgAfl96	567	3056	A-109571.2	uCfuGfgCfaUfaGfagcAfgAfgUfaAfasGfsg	1118
AD-53800.1	A-110716.1	CfcAfaGfcAfaGfCfAfgAfcAfuUfuUfuAfl96	568	3539	A-109587.2	aAfuAfaAfuGfuCfugcUfuGfcUfuGfgsGfsu	1119
AD-53801.1	A-110724.1	UfgGfgUfcUfgUfcCfuCfuCfuGfuUfgAfl96	569	3563	A-109603.2	uCfaAfcAfgAfgAfggaCfaGfaCfcCfasAfsa	1120
AD-53755.1	A-110638.1	GfcAfuGfgGfgAfcCfcGfuGfuCfcAfcUfl96	570	1996	A-109431.2	aGfuGfgAfcAfcGfgguCfcCfcAfuGfcsUfsg	1121
AD-53757.1	A-110654.1	UfcUfgGfaUfgGfcAfuCfuAfgCfcAfgAfl96	571	2976	A-109463.2	uCfuGfgCfuAfgAfgAfuGfcCfaUfcCfaGfasAfsa	1122
AD-53758.1	A-110662.1	AfaGfcCfaAfgCfcUfcUfuCfuUfaCfuUfl96	572	3303	A-109479.2	aAfgUfaAfgAfaGfaggCfuUfgGfcUfusCfsa	1123
AD-53759.1	A-110670.1	CfcCfcAfcCfaAfaGfcAfaGfcAfgAfcAfl96	573	3533	A-109495.2	uGfuCfcUfcUfuGfcuuGfgGfuGfgGfgsCfsu	1124
AD-53760.1	A-110678.1	AfgCfaAfgCfaGfAfcAfuUfaUfcUfuUfl96	574	3542	A-109511.2	aAfaGfaUfaAfaUfgucUfgCfuUfgCfusUfsg	1125
AD-53802.1	A-110685.1	UfuUfuGfgGfuCfuUfgUfcUfcUfcUfl96	575	3560	A-109525.2	aCfaGfaGfaGfgAfcagAfcCfaAfaAfasGfsa	1126
AD-53803.1	A-110693.1	UfuUfcUfaGfaCfcUfgUfuUfuGfcUfuUfl96	576	3600	A-109541.2	aAfaGfcAfaAfaCfaggUfuUfaGfaAfasAfsG	1127
AD-53804.1	A-110701.1	AfcCfaAfgGfaGfCfCfaGfgAfuUfcUfuUfl96	577	2815	A-109557.2	aAfaGfaAfuCfcUfgccUfcCfuUfgGfusGfsg	1128
AD-53805.1	A-110709.1	UfcAfgCfcAfaCfcCfcGfuCfcAfcUfaAfl96	578	3161	A-109573.2	uUfaGfuGfgAfgCfaggUfuGfgCfuGfasGfsa	1129
AD-53806.1	A-110717.1	CfaAfgCfaGfaCfaUfuUfaUfcUfuUfuUfl96	579	3544	A-109589.2	aAfaAfaGfaUfaAfaugUfuUfgCfuUfgsCfsu	1130
AD-53807.1	A-110725.1	GfgGfuCfuGfuCfcUfcUfcUfuGfcAfl96	580	3564	A-109605.2	uGfcAfaCfaGfaGfaggAfcAfgAfcCfcsAfsa	1131
AD-53761.1	A-110639.1	CfcCfaCfaAfgCfcGfcCfuGfuGfcUfgAfl96	581	2080	A-109433.2	uCfaGfcAfcAfgGfoggCfuUfgUfgGfgsUfsg	1132
AD-53762.1	A-110647.1	GfcUfgGfgGfcUfgAfgCfuUfaAfaUfl96	582	2481	A-109449.2	aUfuUfuAfaAfgCfucaGfcCfcCfaGfcsCfsc	1133
AD-53763.1	A-110655.1	GfcUfcUfaUfgCfcAfgGfcUfgCfuAfl96	583	3064	A-109465.2	uAfgCfaCfaGfcCfuggCfaUfaGfaGfcsAfsG	1134
AD-53764.1	A-110663.1	GfuGfaGfgCfuGfgGfaAfgGfgAfcAfl96	584	3358	A-109481.2	uGfuUfcCfcCfuUfcccAfgCfcUfcAfcUfsg	1135
AD-53765.1	A-110671.1	CfcCfaCfcCfaAfgCfaAfgCfaGfaCfaUfl96	585	3534	A-109497.2	aUfgUfcUfgCfuUfgcuUfgGfgUfgGfgsGfsc	1136
AD-53766.1	A-110679.1	GfcAfgAfcAfuUfuAfuCfuUfuUfgUfl96	586	3547	A-109513.2	aCfcCfaAfaAfgAfuuaAfuGfuCfuGfcsUfsu	1137

5
10
15
20
25
30
35
40
45
50
55

(continued)

Duplex Name	Sense Oligo Name	Sense Oligo Sequence	SEQ ID NO:	Position relative to NM_174 936.3	Antisense Oligo Name	Antisense Oligo Sequence	SEQ ID NO:
AD-53808.1	A-110686.1	UfuUfgGfgUfcUfgUfcCfuCfuGfuUfL96	587	3561	A-109527.2	aAfcAfgAfgAfgGfacaGfaCfcCfaAfasAfsG	1138
AD-53809.1	A-110694.1	UfuCfuAfgAfcCfUfgUfuUfgCfuUfuUfL96	588	3601	A-109543.2	aAfaAfgCfaAfaAfcagGfuCfuAfgAfasAfsa	1139
AD-53810.1	A-110702.1	GfgAfgGfcAfgGfAfuUfuCfuUfcCfcAfuUfL96	589	2820	A-109559.2	aAfuGfgGfaAfgAfaucCfuGfcCfuCfcsUfsu	1140
AD-53811.1	A-110710.1	CfcUfgCfcAfaGfCfuAfcAfcAfcAfcAfaAfl96	590	3247	A-109575.2	uUfgCfuGfuGfuGfagcUfuGfgCfaGfcsCfisa	1141
AD-53812.1	A-110718.1	AfaGfcAfgAfcAfuUfuAfuCfuUfuUfgAfl96	591	3545	A-109591.2	uCfaAfaAfgAfuAfaauGfuCfuGfcUfusGfsc	1142
AD-53813.1	A-110726.1	UfcUfaGfaCfcUfgUfuUfuGfcUfuUfuUfL96	592	3602	A-109607.2	aAfaAfaGfcAfaAfacafGfUfcUfaGfasAfsa	1143
AD-53767.1	A-110640.1	GfaGfgCfcAfcGfAfgGfgUfcAfgCfcCfaAfl96	593	2099	A-109435.2	uUfgGfgCfuGfaCfcucGfuGfgCfcUfcsAfsG	1144
AD-53768.1	A-110648.1	GfgAfgGfuGfcAfcAfcGfgAfaGfcUfcCfcUfL96	594	2650	A-109451.2	aGfgGfaGfcUfuCfcugGfcAfcCfuCfcsAfsC	1145
AD-53769.1	A-110656.1	CfuCfaGfcCfaAfcCfcGfcUfcCfaCfuAfl96	595	3160	A-109467.2	uAfgUfgGfaGfcGfggUfgGfcUfgAfgsAfsC	1146
AD-53770.1	A-110664.1	GfgCfuGfgGfaAfgGfgGfaAfcAfcAfgAfl96	596	3362	A-109483.2	uCfuGfuGfuUfcCfcuUfcCfcAfgCfcsUfsc	1147
AD-53771.1	A-110672.1	CfcAfcCfcAfaGfcAfaGfcAfgAfcAfuUfL96	597	3535	A-109499.2	aAfuGfuCfuGfcUfugcUfuGfgGfuGfcsGfsg	1148
AD-53772.1	A-110680.1	AfgAfcAfuUfuAfuCfuUfuUfgGfgUfcUfL96	598	3549	A-109515.2	aGfaCfcCfaAfaAfgauAfaAfuGfuCfusGfsc	1149
AD-53814.1	A-110687.1	GfgUfcUfgUfcCfuCfuCfuGfuUfgCfcUfL96	599	3565	A-109529.2	aGfgCfaAfcAfgAfgagGfaCfaGfaCfcsCfisa	1150
AD-53815.1	A-110695.1	CfuAfgAfcCfuGfUfuUfuUfgCfuUfuUfgUfL96	600	3603	A-109545.2	aCfaAfaAfgCfaAfaaacAfgGfuCfuAfgsAfsa	1151
AD-53816.1	A-110703.1	GfaGfgCfaGfgAfuUfcUfcCfaCfaUfgAfl96	601	2821	A-109561.2	uCfaUfgGfgAfaGfaauCfcUfgCfcUfcsCfsu	1152
AD-53817.1	A-110711.1	CfcAfaGfcUfcAfcAfcAfcAfgCfaGfgAfaAfl96	602	3251	A-109577.2	uUfuCfcUfgCfuGfuguGfaGfcUfuGfcsCfisa	1153
AD-53818.1	A-110719.1	AfgCfaGfaCfaUfuUfaUfcUfuUfuGfgAfl96	603	3546	A-109593.2	uCfcAfaAfaGfaUfaaaUfgUfcUfgCfusUfsg	1154
AD-53819.1	A-110727.1	GfuAfaCfuUfgAfaGfaUfaUfuUfL96	604	3622	A-109609.2	aAfaUfaAfaUfaUfcuuCfaAfgUfuAfcAfsa	1155
AD-53773.1	A-110641.1	CfaCfgAfgGfuCfaAfcGfcCfcAfaCfaAfgUfL96	605	2104	A-109437.2	aCfuGfgUfuGfgGfcugAfcCfuCfgUfcsGfsc	1156
AD-53774.1	A-110649.1	AfcUfgUfgGfgGfcAfuUfuCfaCfcAfuUfL96	606	2676	A-109453.2	aAfuGfgUfgAfaAfuagCfcCfaCfaGfusGfisa	1157
AD-53776.1	A-110665.1	GfaAfgGfgGfaAfcAfcAfgAfcCfaGfgAfl96	607	3368	A-109485.2	uCfcUfgGfuCfuGfuguUfcCfcCfuUfcsCfsc	1158
AD-53777.1	A-110673.1	CfaCfcCfaAfgCfaAfgCfaGfaCfaUfuUfL96	608	3536	A-109501.2	aAfaUfgUfcUfgCfuugCfuUfgGfgUfcsGfsg	1159

5
10
15
20
25
30
35
40
45
50
55

(continued)

Duplex Name	Sense Oligo Name	Sense Oligo Sequence	SEQ ID NO:	Position relative to NM_174 936.3	Antisense Oligo Name	Antisense Oligo Sequence	SEQ ID NO:
AD-53778.1	A-110681.1	AfcAfuUfuAfuCfuUfuUfgGfgUfcUfuUfl96	609	3551	A-109517.2	aCfaGfaCfcCfaAfaagAfuAfaUfuGfusCfsu	1160
AD-53820.1	A-110688.1	GfuCfuGfuCfcUfcUfcUfgUfuGfcCfuUfl96	610	3566	A-109531.2	aAfgGfcAfaCfaGfagaGfgAfcAfgAfcscCfsc	1161
AD-53821.1	A-110696.1	UfaGfaCfcUfgUfuUfuGfcUfuUfuGfuAfl96	611	3604	A-109547.2	uAfcAfaAfaGfcAfaaaCfaGfgUfcUfasGfsa	1162
AD-53822.1	A-110704.1	CfuUfuCfuGfgAfuGfgCfaUfaGfcAfl96	612	2973	A-109563.2	uGfcUfaGfaUfgCfcuUfcAfgAfaAfgsCfsu	1163
AD-53823.1	A-110712.1	AfaGfcUfcAfcAfcAfgCfaGfgAfaCfuUfl96	613	3253	A-109579.2	aAfgUfuCfcUfgCfuguGfuGfaGfcUfusGfsg	1164
AD-53824.1	A-110720.1	GfaCfaUfuUfaUfcUfuUfuGfgGfuCfuUfl96	614	3550	A-109595.2	aAfgAfcCfcAfaAfaGfaUfaAfaUfgUfcsUfsg	1165
AD-48400.4	A-98247.3	UfuUfuCfuAfgAfcCfuGfuUfuUfgCfuUfl96	615		A-93455.5	aAfgCfaAfaAfcAfgGfuCfuAfgAfaAfasGfsu	1166
AD-53779.1	A-110642.1	GfgGfaGfgCfcAfcAfcUfcCfaCfcUfuUfl96	616	2137	A-109439.2	aAfgCfcUfgGfaUfgcuGfgCfcUfcCfcsUfsg	1167
AD-53780.1	A-110650.1	CfcAfcCfaAfgGfaAfgCfaGfgAfuUfcUfl96	617	2813	A-109455.2	aGfaAfuCfcUfgCfcucCfuUfgGfuGfgsAfsq	1168
AD-53781.1	A-110658.1	GfcCfaAfgCfuCfaCfaCfaGfcAfgGfaAfl96	618	3250	A-109471.2	uUfcCfuGfcUfgUfgugAfgCfuUfgGfcsAfsq	1169
AD-53782.1	A-110666.1	AfaGfgGfgAfaCfaCfaCfaGfcAfgGfaAfl96	619	3369	A-109487.2	uUfcCfuGfgUfcUfgugUfuCfcCfcUfusCfsc	1170
AD-53783.1	A-110674.1	AfcCfcAfaGfcAfaGfcAfaCfuUfuAfl96	620	3537	A-109503.2	uAfaAfuGfuCfuGfcuUfcUfuGfgGfusGfsg	1171
AD-53784.1	A-110682.1	UfuUfaUfcUfuUfgGfgGfuCfuGfcUfl96	621	3554	A-109519.2	aGfgAfcAfgAfcCfcaaAfaGfaUfaAfasUfsg	1172
AD-53825.1	A-110689.1	UfcUfgUfcCfuCfuCfuUfgCfuUfl96	622	3567	A-109533.2	aAfaGfgCfaAfcAfgagAfgGfaCfaGfasCfsc	1173
AD-53826.1	A-110697.1	UfuUfuGfuAfaCfuUfgAfaGfaUfaUfl96	623	3618	A-109549.2	aAfaUfaUfcUfuCfaagUfuAfcAfaAfasGfsc	1174
AD-53827.1	A-110705.1	UfuCfuGfgAfuGfgCfaUfcUfaGfcCfaAfl96	624	2975	A-109565.2	uUfgGfcUfaGfaUfgccAfuCfcAfgAfasAfsq	1175
AD-53828.1	A-110713.1	UfgAfaGfcCfaAfcCfcUfcUfuCfuUfaAfl96	625	3301	A-109581.2	uUfaAfgAfaGfaGfgcuUfgGfcUfuCfasGfsa	1176
AD-53829.1	A-110721.1	UfuAfuCfuUfuUfgGfgUfcUfuUfl96	626	3555	A-109597.2	aAfgGfaCfaGfaCfccaAfaAfgAfaAfasAfsu	1177
AD-53830.1	A-110872.1	UfuUfuCfuAfaCfcCfuGfuUfuUfgCfuUfl96	627		A-110873.1	aAfgCfaAfaAfcAfcAfggUfcUfaAfaAfasGfsu	1178
AD-53785.1	A-110643.1	AfuCfcAfcGfcUfuCfcUfgCfuGfcCfaUfl96	628	2148	A-109441.2	aUfgGfcAfgCfaGfgaaGfcGfuGfgAfusGfsc	1179
AD-53786.1	A-110651.1	CfaCfcAfaGfgAfgGfcAfgGfaUfuCfuUfl96	629	2814	A-109457.2	aAfgAfaUfcCfuGfcuUfcUfuGfgUfsgGfsa	1180
AD-53787.1	A-110659.1	CfaAfgCfuCfaCfaCfaGfcAfgGfaAfcUfl96	630	3252	A-109473.2	aGfuUfcCfuGfcUfgugUfgAfgCfuUfsgGfsc	1181

(continued)

Duplex Name	Sense Oligo Name	Sense Oligo Sequence	SEQ ID NO:	Position relative to NM_174 936.3	Antisense Oligo Name	Antisense Oligo Sequence	SEQ ID NO:
AD-53788.1	A-110667.1	GfgGfaAfcAfcAfGfAfcCfaGfgAfaGfcUfL96	631	3372	A-109489.2	aGfcUfuCfcUfgGfucuGfuGfuUfcCfcsCfsu	1182
AD-53789.1	A-110675.1	CfcCfaAfgCfaAfGfCfaGfaCfaUfuUfaUfL96	632	3538	A-109505.2	aUfaAfaUfgUfcUfgcuUfgCfuUfgGfgsUfsg	1183
AD-53831.1	A-110690.1	CfuGfuCfcUfcUfCfuUfgUfuGfcCfuUfuUfL96	633	3568	A-109535.2	aAfaAfgGfcAfaCfagaGfaGfgAfcAfgsAfsC	1184
AD-53832.1	A-110698.1	UfuUfgUfaAfcUfUfGfaAfgAfuAfuUfuAfl96	634	3619	A-109551.2	uAfaAfaUfuCfuUfcaaGfuUfaCfaAfasAfsG	1185
AD-53833.1	A-110706.1	CfuGfgAfuGfgCfAfuUfcUfaGfcCfaGfaAfl96	635	2977	A-109567.2	uUfcUfgGfcUfaGfaugCfcAfuCfcAfgsAfsa	1186
AD-53834.1	A-110714.1	AfgUfgAfgGfcUfGfGfgAfaGfgGfgAfaAfl96	636	3357	A-109583.2	uUfuCfcCfcUfuCfccaGfcCfuCfaCfusGfsu	1187
AD-53835.1	A-110722.1	AfuCfuUfuUfgGfgUfcUfgUfcCfuUfuUfL96	637	3557	A-109599.2	aAfgAfgGfaCfaGfaccCfaAfaAfgAfusAfsa	1188
AD-48399.1	A-100981.1	CfaCfuUfaCfgCfuGfaGfaAfcUfuCfGfAfl96	638	A-100982.1	uCfGfAfaGfuAfcUfcAfgCfGfUfaAfgUfGfsAfsu	1189	
AD-53815.5	A-110695.11	CfuAfgAfcCfuGfuUfuUfgCfuUfuUfgUfL96	639	A-109545.18	aCfaAfaAfgCfaAfaaacAfgGfuCfuAfgsAfsa	1190	
AD-53815.4	A-110695.4	CfuAfgAfcCfuGfuUfuUfgCfuUfuUfgUfL96	640	A-109545.5	aCfaAfaAfgCfaAfaaacAfgGfuCfuAfgsAfsa	1191	
AD-56633.1	A-115520.2	cuAfgAfcCfuGfuUfuUfgCfuUfuUfgUfL96	641	A-109545.6	aCfaAfaAfgCfaAfaaacAfgGfuCfuAfgsAfsa	1192	
AD-56617.1	A-115535.1	CfuagAfcCfuGfuUfuUfgCfuUfuUfgUfL96	642	A-109545.7	aCfaAfaAfgCfaAfaaacAfgGfuCfuAfgsAfsa	1193	
AD-56623.1	A-115536.1	CfuagAfcCfuGfuUfuUfgCfuUfuUfgUfL96	643	A-109545.8	aCfaAfaAfgCfaAfaaacAfgGfuCfuAfgsAfsa	1194	
AD-56629.1	A-115537.1	CfuagAfcCfuGfuUfuUfgCfuUfuUfgUfL96	644	A-109545.9	aCfaAfaAfgCfaAfaaacAfgGfuCfuAfgsAfsa	1195	
AD-56635.1	A-115538.1	CfuagAfcCfuGfuUfuUfgCfuUfuUfgUfL96	645	A-109545.10	aCfaAfaAfgCfaAfaaacAfgGfuCfuAfgsAfsa	1196	
AD-56641.1	A-115539.1	CfuagaccuGfuUfuugcuuuuugul96	646	A-109545.11	aCfaAfaAfgCfaAfaaacAfgGfuCfuAfgsAfsa	1197	
AD-56625.1	A-115542.1	CfuAfgAfcCfuGfuUfuUfgCfuUfuUfgUfL96	647	A-109545.12	aCfaAfaAfgCfaAfaaacAfgGfuCfuAfgsAfsa	1198	
AD-56631.1	A-115543.1	CfuAfgAfcCfuGfuUfuUfgCfuUfuUfgUfL96	648	A-109545.13	aCfaAfaAfgCfaAfaaacAfgGfuCfuAfgsAfsa	1199	
AD-56637.1	A-115544.1	CfuAfgAfcCfuGfuUfuUfgCfuUfuUfgUfL96	649	A-109545.14	aCfaAfaAfgCfaAfaaacAfgGfuCfuAfgsAfsa	1200	
AD-56643.1	A-115545.1	CfuAfgAfcCfuGfuUfuUfgCfuUfuUfgUfL96	650	A-109545.15	aCfaAfaAfgCfaAfaaacAfgGfuCfuAfgsAfsa	1201	
AD-56649.1	A-115546.1	CfuAfgAfcCfuGfuUfuUfgCfuUfuUfgUfL96	651	A-109545.16	aCfaAfaAfgCfaAfaaacAfgGfuCfuAfgsAfsa	1202	

5
10
15
20
25
30
35
40
45
50
55

(continued)

Duplex Name	Sense Oligo Name	Sense Oligo Sequence	SEQ ID NO:	Position relative to NM_174 936.3	Antisense Oligo Name	Antisense Oligo Sequence	SEQ ID NO:
AD-56655.1	A-115547.1	CfuAfgAfcCfuGfuUfuUfgCfuUfuUfgUfL96	652	3603	A-109545.17	aCfaAfaAfgCfaAfaacAfgGfuCfuAfgsAfsa	1203
AD-56615.1	A-110695.5	CfuAfgAfcCfuGfuUfuUfgCfuUfuUfgUfL96	653	3603	A-115519.1	acaAfaAfgcaAfaacAfgGfuCfuAfgsAfsa	1204
AD-56621.1	A-115520.1	cuAfgAfcCfuGfuUfuUfgCfuUfuUfgUfL96	654	3603	A-115519.2	acaAfaAfgcaAfaacAfgGfuCfuAfgsAfsa	1205
AD-56627.1	A-115521.1	cuAfgAfcCfuGfuUfuUfgCfuUfuUfgUfL96	655	3603	A-115519.3	acaAfaAfgcaAfaacAfgGfuCfuAfgsAfsa	1206
AD-56639.1	A-115520.3	cuAfgAfcCfuGfuUfuUfgCfuUfuUfgUfL96	656	3603	A-115522.1	A CfaAfaAfgCfaAfaacAfgGfuCfuAfgsAfsa	1207
AD-56645.1	A-110695.6	CfuAfgAfcCfuGfuUfuUfgCfuUfuUfgUfL96	657	3603	A-115522.2	A CfaAfaAfgCfaAfaacAfgGfuCfuAfgsAfsa	1208
AD-56651.1	A-115523.1	(iC)uAfgAfcCfuGfuUfuUfgCfuUfuUfgUfL96	658	3603	A-115524.1	(iA)CfaAfaAfgCfaAfaacAfgGfuCfuAfgsAfs(iA)	1209
AD-56610.1	A-115523.2	(iC)uAfgAfcCfuGfuUfuUfgCfuUfuUfgUfL96	659	3603	A-115525.1	aCfaAfaAfgCfaAfaacAfgGfuCfuAfgsAfs(iA)	1210
AD-56616.1	A-115523.3	(iC)uAfgAfcCfuGfuUfuUfgCfuUfuUfgUfL96	660	3603	A-115526.1	acaAfaAfgcaAfaacAfgGfuCfuAfgsAfs(iA)	1211
AD-56622.1	A-115527.1	(iC)uAfgAfcCfuGfuUfuUfgCfuUfuUfgUfL96	661	3603	A-115526.2	acaAfaAfgcaAfaacAfgGfuCfuAfgsAfs(iA)	1212
AD-56628.1	A-115527.2	(iC)uAfgAfcCfuGfuUfuUfgCfuUfuUfgUfL96	662	3603	A-115528.1	(iA)caAfaAfgcaAfaacAfgGfuCfuAfgsAfs(iA)	1213
AD-56634.1	A-115529.1	CbuAfgAfcCfuGfuUfuUfgCfuUfuUfgUfL96	663	3603	A-115530.1	AbCfaAfaAfgCfaAfaacAfgGfuCfuAfgsAfsAb	1214
AD-56640.1	A-115529.2	CbuAfgAfcCfuGfuUfuUfgCfuUfuUfgUfL96	664	3603	A-115531.1	aCfaAfaAfgCfaAfaacAfgGfuCfuAfgsAfsAb	1215
AD-56646.1	A-115529.3	CbuAfgAfcCfuGfuUfuUfgCfuUfuUfgUfL96	665	3603	A-115532.1	acaAfaAfgcaAfaacAfgGfuCfuAfgsAfsAb	1216
AD-56652.1	A-115533.1	CbuAfgAfcCfuGfuUfuUfgCfuUfuUfgUfL96	666	3603	A-115532.2	acaAfaAfgcaAfaacAfgGfuCfuAfgsAfsAb	1217
AD-56611.1	A-115533.2	CbuAfgAfcCfuGfuUfuUfgCfuUfuUfgUfL96	667	3603	A-115534.1	(iA)caAfaAfgcaAfaacAfgGfuCfuAfgsAfsAb	1218
AD-56647.1	A-110695.7	CfuAfgAfcCfuGfuUfuUfgCfuUfuUfgUfL96	668	3603	A-115540.1	aCfaaaAfgCfaAfaacAfgGfuCfuAfgsasa	1219
AD-56653.1	A-115535.2	CfuagAfcCfuGfuUfuUfgCfuUfuUfgUfL96	669	3603	A-115540.2	aCfaaaaAfgCfaAfaacAfgGfuCfuAfgsasa	1220
AD-56612.1	A-115536.2	CfuagAfcCfuGfuUfuUfgCfuUfuUfgUfL96	670	3603	A-115540.3	aCfaaaaAfgCfaAfaacAfgGfuCfuAfgsasa	1221
AD-56618.1	A-115537.2	CfuagAfcCfuGfuUfuUfgCfuUfuUfgUfL96	671	3603	A-115540.4	aCfaaaaAfgCfaAfaacAfgGfuCfuAfgsasa	1222
AD-56624.1	A-115538.2	CfuagAfcCfuGfuUfuUfgCfuUfuUfgUfL96	672	3603	A-115540.5	aCfaaaaAfgCfaAfaacAfgGfuCfuAfgsasa	1223

5
10
15
20
25
30
35
40
45
50
55

(continued)

Duplex Name	Sense Oligo Name	Sense Oligo Sequence	SEQ ID NO:	Position relative to NM_174 936.3	Antisense Oligo Name	Antisense Oligo Sequence	SEQ ID NO:
AD-56630.1	A-115539.2	CfuagaccuGfUfUfuuugcuuuuugL96	673	3603	A-115540.6	aCfaaaAfgCfaAfaaacAfgGfUfCfuAfgsasa	1224
AD-56636.1	A-110695.8	CfuAfgAfcCfuGfUfUfuUfgCfuUfuUfgUfL96	674	3603	A-115541.1	aCfaaaAfgCfaAfaaacAfgguCfuAfgsasa	1225
AD-56642.1	A-115535.3	CfuagAfcCfuGfUfUfuUfgCfuUfuUfgUfL96	675	3603	A-115541.2	aCfaaaAfgCfaAfaaacAfgguCfuAfgsasa	1226
AD-56648.1	A-115536.3	CfuagAfcCfuGfUfUfuUfgcuUfuUfgUfL96	676	3603	A-115541.3	aCfaaaAfgCfaAfaaacAfgguCfuAfgsasa	1227
AD-56654.1	A-115537.3	CfuagAfcuGfUfUfuUfgcuUfuUfgUfL96	677	3603	A-115541.4	aCfaaaAfgCfaAfaaacAfgguCfuAfgsasa	1228
AD-56613.1	A-115538.3	CfuagAfcuGfUfUfuugcuUfuugUfL96	678	3603	A-115541.5	aCfaaaAfgCfaAfaaacAfgguCfuAfgsasa	1229
AD-56619.1	A-115539.3	CfuagaccuGfUfUfuuugcuuuuugL96	679	3603	A-115541.6	aCfaaaAfgCfaAfaaacAfgguCfuAfgsasa	1230
AD-56614.1	A-110695.9	CfuAfgAfcCfuGfUfUfuUfgCfuUfuUfgUfL96	680	3603	A-115548.1	aCfaAfaAfgCfaAfaaacAfgGfUfCfuAfgsAfsa	1231
AD-56620.1	A-115542.2	CfuAfgAfcCfuGfUfUfuUfgCfuUfuUfgUfL96	681	3603	A-115548.2	aCfaAfaAfgCfaAfaaacAfgGfUfCfuAfgsAfsa	1232
AD-56626.1	A-115543.2	CfuAfgAfcCfuGfUfUfuUfgCfuUfuUfgUfL96	682	3603	A-115548.3	aCfaAfaAfgCfaAfaaacAfgGfUfCfuAfgsAfsa	1233
AD-56632.1	A-115544.2	CfuAfgAfcCfuGfUfUfuUfgCfuUfuUfgUfL96	683	3603	A-115548.4	aCfaAfaAfgCfaAfaaacAfgGfUfCfuAfgsAfsa	1234
AD-56638.1	A-115545.2	CfuAfgAfcCfuGfUfUfuUfgCfuUfuUfgUfL96	684	3603	A-115548.5	aCfaAfaAfgCfaAfaaacAfgGfUfCfuAfgsAfsa	1235
AD-56644.1	A-115546.2	CfuAfgAfcCfuGfUfUfuUfgCfuUfuUfgUfL96	685	3603	A-115548.6	aCfaAfaAfgCfaAfaaacAfgGfUfCfuAfgsAfsa	1236
AD-56650.1	A-115547.2	CfuAfgAfcfcfUfUfUfuUfgCfuUfuUfgUfL96	686	3603	A-115548.7	aCfaAfaAfgCfaAfaaacAfgGfUfCfuAfgsAfsa	1237
AD-56656.1	A-110695.10	CfuAfgAfcCfuGfUfUfuUfgCfuUfuUfgUfL96	687	3603	A-115549.1	aCfaAfaAfgCfaAfaaacAfgGfUfCfuAfgsAfsa	1238
AD-56662.1	A-115542.3	CfuAfgAfcCfuGfUfUfuUfgCfuUfuUfgUfL96	688	3603	A-115549.2	aCfaAfaAfgCfaAfaaacAfgGfUfCfuAfgsAfsa	1239
AD-56668.1	A-115543.3	CfuAfgAfcCfuGfUfUfuUfgCfuUfuUfgUfL96	689	3603	A-115549.3	aCfaAfaAfgCfaAfaaacAfgGfUfCfuAfgsAfsa	1240
AD-56673.1	A-115544.3	CfuAfgAfcCfuGfUfUfuUfgCfuUfuUfgUfL96	690	3603	A-115549.4	aCfaAfaAfgCfaAfaaacAfgGfUfCfuAfgsAfsa	1241
AD-56678.1	A-115545.3	CfuAfgAfcCfuGfUfUfuUfgCfuUfuUfgUfL96	691	3603	A-115549.5	aCfaAfaAfgCfaAfaaacAfgGfUfCfuAfgsAfsa	1242

5
10
15
20
25
30
35
40
45
50
55

(continued)

Duplex Name	Sense Oligo Name	Sense Oligo Sequence	SEQ ID NO:	Position relative to NM_174 936.3	Antisense Oligo Name	Antisense Oligo Sequence	SEQ ID NO:
AD-56683.1	A-115546.3	CfuAfgAfcCfuGfUfUfuUfgCfuUfUfgUfL96	692	3603	A-115549.6	aCfaAfaAfgCfaAfaaacAfgGfuCfuAfgsAfsa	1243
AD-56688.1	A-115547.3	CfuAfgAfcCfuGfUfUfuUfgCfuUfUfgUfL96	693	3603	A-115549.7	aCfaAfaAfgCfaAfaaacAfgGfuCfuAfgsAfsa	1244
AD-56657.1	A-115550.1	CfuAfgAfcCfuGfUfUfuUfgCfuUfuUfgUfL96	694	3603	A-115551.1	aCfaAfaAfgCfaAfaaacAfgGfuCfuAfgsAfsa	1245
AD-56663.1	A-115552.1	CfuAfgAfcCfuGfUfUfuUfgCfuUfuUfgUfL96	695	3603	A-115553.1	aCfaAfaAfgCfaAfaaacAfgGfuCfuAfgsAfsa	1246
AD-56669.1	A-115554.1	CfuAfgAfcCfuGfUfUfuUfgCfuUfuUfgUfL96	696	3603	A-115555.1	aCfaAfaAfgCfaAfaaacAfgGfuCfuAfgsAfsa	1247
AD-56674.1	A-115556.1	CfuAfgAfcCfuGfUfUfuUfgCfuUfuUfgUfL96	697	3603	A-115557.1	aCfaAfaAfgCfaAfaaacAfgGfuCfuAfgsAfsa	1248
AD-56679.1	A-115558.1	CfuAfgAfcCfuGfUfUfuUfgCfuUfuUfgUfL96	698	3603	A-115559.1	aCfaAfaAfgCfaAfaaacAfgGfuCfuAfgsAfsa	1249
AD-56684.1	A-115560.1	CfuAfgAfcCfuGfUfUfuUfgCfuUfuUfgUfL96	699	3603	A-115561.1	aCfaAfaAfgCfaAfaaacAfgGfuCfuAfgsAfsa	1250
AD-56689.1	A-115535.4	CfuAfgAfcCfuGfUfUfuUfgCfuUfuUfgUfL96	700	3603	A-115562.1	aCfaAfaAfgCfaAfaaacAfgGfuCfuAfgsAfsa	1251
AD-56693.1	A-115520.4	cuAfgAfcCfuGfUfUfuUfgCfuUfuUfgUfL96	701	3603	A-115563.1	aCfaAfaAfgCfaAfaaacAfgGfuCfuAfgsAfsa	1252
AD-56658.1	A-115564.1	CfuAfgAfcCfuGfUfUfuUfgCfuUfuUfgUfL96	702	3603	A-115565.1	aCfaaaAfgCfaAfaaacAfgGfuCfuAfgsAfsa	1253
AD-56664.1	A-115566.1	CfuAfgAfcCfuGfUfUfuUfgCfuUfuUfgUfL96	703	3603	A-115567.1	aCfaAfaagCfaAfaaacAfgGfuCfuAfgsAfsa	1254
AD-56670.1	A-115568.1	CfuAfgAfcCfuGfUfUfuUfgCfuUfuUfgUfL96	704	3603	A-115569.1	aCfaAfaAfgcaAfaaacAfgGfuCfuAfgsAfsa	1255
AD-56680.1	A-115572.1	CfuAfgAfcCfuGfUfUfuUfgCfuUfuUfgUfL96	705	3603	A-115573.1	aCfaAfaAfgCfaAfaaacagGfuCfuAfgsAfsa	1256
AD-56685.1	A-115574.1	CfuAfgAfcCfuGfUfUfuUfgCfuUfuUfgUfL96	706	3603	A-115575.1	aCfaAfaAfgCfaAfaaacAfgguCfuAfgsAfsa	1257
AD-56690.1	A-115542.4	CfuAfgAfcCfuGfUfUfuUfgCfuUfuUfgUfL96	707	3603	A-115576.1	aCfaAfaAfgCfaAfaaacAfgGfucuAfgsAfsa	1258
AD-56694.1	A-115577.1	CfuAfgAfcCfuGfUfUfuUfgCfuUfuUfgUfL96	708	3603	A-115578.1	aCfaAfaAfgCfaAfaaacAfgGfuCfuagsAfsa	1259
AD-56659.1	A-110695.12	CfuAfgAfcCfuGfUfUfuUfgCfuUfuUfgUfL96	709	3603	A-115579.1	aCfaAfaAfgCfaAfaaacAfgGfuCfuAfgsasa	1260
AD-56665.1	A-115580.1	AfgAfcCfuGfUfUfuUfgCfuUfuUfgUfL96	710	3605	A-115581.1	aCfaAfaAfgCfaAfaaacAfgGfuCfusAfsa	1261
AD-56671.1	A-115582.1	AfgAfcCfuGfUfUfuUfgCfuUfuUfgUfL96	711	3605	A-115583.1	aCfaAfaAfgCfaAfaaacAfgGfuCfusAfsa	1262

5
10
15
20
25
30
35
40
45
50
55

(continued)

Duplex Name	Sense Oligo Name	Sense Oligo Sequence	SEQ ID NO:	Position relative to NM_174 936.3	Antisense Oligo Name	Antisense Oligo Sequence	SEQ ID NO:
AD-56676.1	A-115584.1	AfgAfcCfuGfUfUfuUfgCfuuuUfgUfL96	712	3605	A-115585.1	aCfaAfaAfgCfaAfaacAfgGfuCfusAfsG	1263
AD-56681.1	A-115586.1	AfgAfcCfuGfUfUfuUfgcuUfuUfgUfL96	713	3605	A-115587.1	aCfaAfaAfgGfCfaAfaacAfgGfuCfusAfsG	1264
AD-56686.1	A-115588.1	AfgAfcCfuGfUfUfuUfgcuUfuUfgUfL96	714	3605	A-115589.1	aCfaAfaAfgCfAfaAfaacAfgGfuCfusAfsG	1265
AD-56691.1	A-115590.1	AfgAfcCfuGfUfUfuUfgCfuUfuUfgUfL96	715	3605	A-115591.1	aCfaAfaAfgCfaAfaacAfgGfGfuCfusAfsG	1266
AD-56695.1	A-115592.1	AfgacCfuGfUfUfuUfgCfuUfuUfgUfL96	716	3605	A-115593.1	aCfaAfaAfgCfaAfaacAfgGfUfCfusAfsG	1267
AD-56660.1	A-115594.1	agAfcCfuGfUfUfuUfgCfuUfuUfgUfL96	717	3605	A-115595.1	aCfaAfaAfgCfaAfaacAfgGfuCfusAfsG	1268
AD-56666.1	A-115596.1	AfgAfcCfuGfUfUfuUfgCfuUfuUfgUfL96	718	3605	A-115597.1	aCfaaaAfgCfaAfaacAfgGfuCfusAfsG	1269
AD-56672.1	A-115598.1	AfgAfcCfuGfUfUfuUfgCfuUfuUfgUfL96	719	3605	A-115599.1	aCfaAfaagCfaAfaacAfgGfuCfusAfsG	1270
AD-56677.1	A-115600.1	AfgAfcCfuGfUfUfuUfgCfuUfuUfgUfL96	720	3605	A-115601.1	aCfaAfaAfgcaAfaacAfgGfuCfusAfsG	1271
AD-56682.1	A-115602.1	AfgAfcCfuGfUfUfuUfgCfuUfuUfgUfL96	721	3605	A-115603.1	aCfaAfaAfgCfaaaacAfgGfuCfusAfsG	1272
AD-56687.1	A-115604.1	AfgAfcCfuGfUfUfuUfgCfuUfuUfgUfL96	722	3605	A-115605.1	aCfaAfaAfgCfaAfaacagGfuCfusAfsG	1273
AD-56692.1	A-115606.1	AfgAfcCfuGfUfUfuUfgCfuUfuUfgUfL96	723	3605	A-115607.1	aCfaAfaAfgCfaAfaacAfgguCfusAfsG	1274
AD-56696.1	A-115608.1	AfgAfcCfuGfUfUfuUfgCfuUfuUfgUfL96	724	3605	A-115609.1	aCfaAfaAfgCfaAfaacAfgGfucusAfsG	1275
AD-56661.1	A-115580.2	AfgAfcCfuGfUfUfuUfgCfuUfuUfgUfL96	725	3605	A-115610.1	aCfaAfaAfgCfaAfaacAfgGfuCfusasG	1276
AD-56667.1	A-115611.1	gAfcCfuGfUfUfuUfgCfuUfuUfgUfL96	726	3605	A-115612.1	aCfaAfaAfgCfaAfaacAfgGfuCfausa	1277
AD-53806.11	A-110717.10	CfaAfgCfaGfaCfaCfaUfuUfaUfcUfuUfuUfL96	727	3544	A-109589.15	aAfaAfaCfaUfaAfaugUfcUfgCfuUfGfCfsu	1278
AD-53806.13	A-110717.11	CfaAfgCfaGfaCfaCfaUfuUfaUfcUfuUfuUfL96	728	3544	A-109589.10	aAfaAfaCfaUfaAfaugUfcUfgCfuUfGfCfsu	1279
AD-53806.12	A-110717.12	CfaAfgCfaGfaCfaCfaUfuUfaUfcUfuUfuUfL96	729	3544	A-109589.22	aAfaAfaGfaUfaAfaugUfcUfgCfuUfGfCfsu	1280
AD-53806.5	A-110717.4	CfaAfgCfaGfaCfaCfaUfuUfaUfcUfuUfuUfL96	730	3544	A-109589.5	aAfaAfaGfaUfaAfaugUfcUfgCfuUfGfCfsu	1281
AD-53806.6	A-110717.5	CfaAfgCfaGfaCfaCfaUfuUfaUfcUfuUfuUfL96	731	3544	A-109589.7	aAfaAfaGfaUfaAfaugUfcUfgCfuUfGfCfsu	1282
AD-53806.7	A-110717.6	CfaAfgCfaGfaCfaCfaUfuUfaUfcUfuUfuUfL96	732	3544	A-109589.8	aAfaAfaGfaUfaAfaugUfcUfgCfuUfGfCfsu	1283
AD-53806.8	A-110717.7	CfaAfgCfaGfaCfaCfaUfuUfaUfcUfuUfuUfL96	733	3544	A-109589.9	aAfaAfaGfaUfaAfaugUfcUfgCfuUfGfCfsu	1284

5
10
15
20
25
30
35
40
45
50
55

(continued)

Duplex Name	Sense Oligo Name	Sense Oligo Sequence	SEQ ID NO:	Position relative to NM_174 936.3	Antisense Oligo Name	Antisense Oligo Sequence	SEQ ID NO:
AD-53806.9	A-110717.8	CfaAfgCfaGfaCfAfUfuUfaUfcUfuUfuUfL96	734	3544	A-109589.9	aAfaAfaGfaUfaAfaugUfcUfgCfuUfgsCfsu	1285
AD-53806.10	A-110717.9	CfaAfgCfaGfaCfAfUfuUfaUfcUfuUfuUfL96	735	3544	A-109589.9	aAfaAfaGfaUfaAfaugUfcUfgCfuUfgsCfsu	1286
AD-56979.1	A-116393.1	caAfgCfaGfaCfAfUfuUfaUfcUfuUfuUfL96	736	3544	A-109589.6	aAfaAfaGfaUfaAfaugUfcUfgCfuUfgsCfsu	1287
AD-56979.2	A-116393.2	caAfgCfaGfaCfAfUfuUfaUfcUfuUfuUfL96	737	3544	A-109589.17	aAfaAfaGfaUfaAfaugUfcUfgCfuUfgsCfsu	1288
AD-56975.3	A-116394.1	(iC)aAfgCfaGfaCfAfUfuUfaUfcUfuUfuUfL96	738	3544	A-109589.9	aAfaAfaGfaUfaAfaugUfcUfgCfuUfgsCfsu	1289
AD-56975.4	A-116394.2	(iC)aAfgCfaGfaCfAfUfuUfaUfcUfuUfuUfL96	739	3544	A-109589.15	aAfaAfaGfaUfaAfaugUfcUfgCfuUfgsCfsu	1290
AD-56975.5	A-116394.3	(iC)aAfgCfaGfaCfAfUfuUfaUfcUfuUfuUfL96	740	3544	A-109589.22	aAfaAfaGfaUfaAfaugUfcUfgCfuUfgsCfsu	1291
AD-56975.1	A-116394.4	(iC)aAfgCfaGfaCfAfUfuUfaUfcUfuUfuUfL96	741	3544	A-109589.5	aAfaAfaGfaUfaAfaugUfcUfgCfuUfgsCfsu	1292
AD-56975.2	A-116394.5	(iC)aAfgCfaGfaCfAfUfuUfaUfcUfuUfuUfL96	742	3544	A-109589.6	aAfaAfaGfaUfaAfaugUfcUfgCfuUfgsCfsu	1293
AD-56983.1	A-116400.1	CbaAfgCfaGfaCfAfUfuUfaUfcUfuUfuUfL96	743	3544	A-109589.7	aAfaAfaGfaUfaAfaugUfcUfgCfuUfgsCfsu	1294
AD-56983.2	A-116400.2	CbaAfgCfaGfaCfAfUfuUfaUfcUfuUfuUfL96	744	3544	A-109589.8	aAfaAfaGfaUfaAfaugUfcUfgCfuUfgsCfsu	1295
AD-56983.3	A-116400.3	CbaAfgCfaGfaCfAfUfuUfaUfcUfuUfuUfL96	745	3544	A-109589.9	aAfaAfaGfaUfaAfaugUfcUfgCfuUfgsCfsu	1296
AD-56983.4	A-116400.4	CbaAfgCfaGfaCfAfUfuUfaUfcUfuUfuUfL96	746	3544	A-109589.9	aAfaAfaGfaUfaAfaugUfcUfgCfuUfgsCfsu	1297
AD-56983.5	A-116400.5	CbaAfgCfaGfaCfAfUfuUfaUfcUfuUfuUfL96	747	3544	A-109589.15	aAfaAfaGfaUfaAfaugUfcUfgCfuUfgsCfsu	1298
AD-56977.3	A-116406.1	CfaagCfaGfaCfAfUfuUfaUfcUfuUfuUfL96	748	3544	A-109589.10	aAfaAfaGfaUfaAfaugUfcUfgCfuUfgsCfsu	1299
AD-56977.1	A-116406.2	CfaagCfaGfaCfAfUfuUfaUfcUfuUfuUfL96	749	3544	A-109589.11	aAfaAfaGfaUfaAfaugUfcUfgCfuUfgsCfsu	1300
AD-56977.2	A-116406.3	CfaagCfaGfaCfAfUfuUfaUfcUfuUfuUfL96	750	3544	A-109589.18	aAfaAfaGfaUfaAfaugUfcUfgCfuUfgsCfsu	1301
AD-56976.1	A-116407.1	CfaagCfaGfaCfAfUfuUfaucUfuUfuUfL96	751	3544	A-109589.11	aAfaAfaGfaUfaAfaugUfcUfgCfuUfgsCfsu	1302
AD-56976.2	A-116407.2	CfaagCfaGfaCfAfUfuUfaucUfuUfuUfL96	752	3544	A-109589.12	aAfaAfaGfaUfaAfaugUfcUfgCfuUfgsCfsu	1303
AD-56980.1	A-116408.1	CfaagCfagaCfAfUfuUfaucUfuUfuUfL96	753	3544	A-109589.12	aAfaAfaGfaUfaAfaugUfcUfgCfuUfgsCfsu	1304
AD-56980.2	A-116408.2	CfaagCfagaCfAfUfuUfaucUfuUfuUfL96	754	3544	A-109589.13	aAfaAfaGfaUfaAfaugUfcUfgCfuUfgsCfsu	1305
AD-56984.1	A-116409.1	CfaagCfagaCfAfUfuUfaucUfuuuUfL96	755	3544	A-109589.13	aAfaAfaGfaUfaAfaugUfcUfgCfuUfgsCfsu	1306

5
10
15
20
25
30
35
40
45
50
55

(continued)

Duplex Name	Sense Oligo Name	Sense Oligo Sequence	SEQ ID NO:	Position relative to NM_174 936.3	Antisense Oligo Name	Antisense Oligo Sequence	SEQ ID NO:
AD-56984.2	A-116409.2	CfaagCfagaCfAfUfuUfaucUfuuuUfL96	756	3544	A-109589.14	aAfaAfaGfaUfaAfaugUfcUfgCfuUfgsCfsu	1307
AD-56987.1	A-116410.1	CfaagCfagaCfAfUfuUfaucUfuuuUfL96	757	3544	A-109589.14	aAfaAfaGfaUfaAfaugUfcUfgCfuUfgsCfsu	1308
AD-56987.2	A-116410.2	CfaagCfagaCfAfUfuUfaucUfuuuUfL96	758	3544	A-109589.9	aAfaAfaGfaUfaAfaugUfcUfgCfuUfgsCfsu	1309
AD-56991.1	A-116415.1	CfaagCfagaCfAfUfuUfaucuuuuUfL96	759	3544	A-109589.15	aAfaAfaGfaUfaAfaugUfcUfgCfuUfgsCfsu	1310
AD-56993.1	A-116416.1	CfaagcagaCfAfUfuUfaucuuuuUfL96	760	3544	A-109589.16	aAfaAfaGfaUfaAfaugUfcUfgCfuUfgsCfsu	1311
AD-56995.1	A-116417.1	CfaagcagaCfAfUfuuuuuuuUfL96	761	3544	A-109589.17	aAfaAfaGfaUfaAfaugUfcUfgCfuUfgsCfsu	1312
AD-56978.1	A-116418.1	CfaAfGfCfaGfaCfAfUfuUfaUfcUfuUfL96	762	3544	A-109589.18	aAfaAfaGfaUfaAfaugUfcUfgCfuUfgsCfsu	1313
AD-56978.2	A-116418.2	CfaAfGfCfaGfaCfAfUfuUfaUfcUfuUfL96	763	3544	A-109589.17	aAfaAfaGfaUfaAfaugUfcUfgCfuUfgsCfsu	1314
AD-56981.1	A-116419.1	CfaAfGfCfaGfaCfAfUfuUfaUfcUfuUfL96	764	3544	A-109589.19	aAfaAfaGfaUfaAfaugUfcUfgCfuUfgsCfsu	1315
AD-56985.1	A-116420.1	CfaAfGfCfaGfaCfAfUfuUfaUfcUfuUfL96	765	3544	A-109589.20	aAfaAfaGfaUfaAfaugUfcUfgCfuUfgsCfsu	1316
AD-56988.1	A-116421.1	CfaAfGfCfAfGfaCfAfUfuUfaUfcUfuUfL96	766	3544	A-109589.21	aAfaAfaGfaUfaAfaugUfcUfgCfuUfgsCfsu	1317
AD-56988.2	A-116421.2	CfaAfGfCfAfGfaCfAfUfuUfaUfcUfuUfL96	767	3544	A-109589.9	aAfaAfaGfaUfaAfaugUfcUfgCfuUfgsCfsu	1318
AD-56988.3	A-116421.3	CfaAfGfCfAfGfaCfAfUfuUfaUfcUfuUfL96	768	3544	A-109589.15	aAfaAfaGfaUfaAfaugUfcUfgCfuUfgsCfsu	1319
AD-56982.1	A-116426.1	CfaAfgcaGfaCfAfUfuUfaUfcUfuUfL96	769	3544	A-109589.19	aAfaAfaGfaUfaAfaugUfcUfgCfuUfgsCfsu	1320
AD-56982.2	A-116426.2	CfaAfgcaGfaCfAfUfuUfaUfcUfuUfL96	770	3544	A-109589.23	aAfaAfaGfaUfaAfaugUfcUfgCfuUfgsCfsu	1321
AD-56986.1	A-116428.1	CfaAfgCfagaCfAfUfuUfaUfcUfuUfL96	771	3544	A-109589.20	aAfaAfaGfaUfaAfaugUfcUfgCfuUfgsCfsu	1322
AD-56986.2	A-116428.2	CfaAfgCfagaCfAfUfuUfaUfcUfuUfL96	772	3544	A-109589.17	aAfaAfaGfaUfaAfaugUfcUfgCfuUfgsCfsu	1323
AD-56989.1	A-116430.1	CfaAfgCfaGfacAfUfuUfaUfcUfuUfL96	773	3544	A-109589.21	aAfaAfaGfaUfaAfaugUfcUfgCfuUfgsCfsu	1324
AD-56990.1	A-116432.1	CfaAfgCfaGfaCfAfuuUfaUfcUfuUfL96	774	3544	A-109589.9	aAfaAfaGfaUfaAfaugUfcUfgCfuUfgsCfsu	1325
AD-56992.1	A-116434.1	CfaAfgCfaGfaCfAfUfuUfaucUfuUfL96	775	3544	A-109589.15	aAfaAfaGfaUfaAfaugUfcUfgCfuUfgsCfsu	1326
AD-56992.2	A-116434.2	CfaAfgCfaGfaCfAfUfuUfaucUfuUfL96	776	3544	A-109589.17	aAfaAfaGfaUfaAfaugUfcUfgCfuUfgsCfsu	1327
AD-56994.1	A-116436.1	CfaAfgCfaGfaCfAfUfuUfaUfcUfuuuUfL96	777	3544	A-109589.22	aAfaAfaGfaUfaAfaugUfcUfgCfuUfgsCfsu	1328

5
10
15
20
25
30
35
40
45
50
55

(continued)

Duplex Name	Sense Oligo Name	Sense Oligo Sequence	SEQ ID NO:	Position relative to NM_174 936.3	Antisense Oligo Name	Antisense Oligo Sequence	SEQ ID NO:
AD-56994.2	A-116436.2	CfaAfgCfaGfaCfaUfuUfaUfcUfuuuUfL96	778	3544	A-109589.23	aAfaAfaGfaUfaAfaugUfcUfgCfuUfgsCfsu	1329
AD-56996.1	A-116438.1	caagCfaGfaCfaUfuUfaUfcUfuUfuUfL96	779	3544	A-109589.17	aAfaAfaGfaUfaAfaugUfcUfgCfuUfgsCfsu	1330
AD-57001.1	A-116440.1	CfaAfgcagaCfaUfuUfaUfcUfuUfuUfL96	780	3544	A-109589.17	aAfaAfaGfaUfaAfaugUfcUfgCfuUfgsCfsu	1331
AD-57007.1	A-116442.1	CfaAfgCfaGfaCfaUuuuUfcUfuUfuUfL96	781	3544	A-109589.17	aAfaAfaGfaUfaAfaugUfcUfgCfuUfgsCfsu	1332
AD-57013.1	A-116444.1	CfaAfgCfaGfaCfaUfuUfaucuuUfuUfL96	782	3544	A-109589.17	aAfaAfaGfaUfaAfaugUfcUfgCfuUfgsCfsu	1333
AD-57019.1	A-116446.1	CfaAfgCfaGfaCfaUfuUfaUfcUfuuuuL96	783	3544	A-109589.17	aAfaAfaGfaUfaAfaugUfcUfgCfuUfgsCfsu	1334
AD-57022.1	A-116448.1	CfaAfgCfaGfaCfaUfuUfaUfcUfuUfuUfL96	784	3544	A-109589.23	aAfaAfaGfaUfaAfaugUfcUfgCfuUfgsCfsu	1335
AD-57025.1	A-116449.1	CfaAfgCfaGfaCfaUfuUfaUfcUfuUfuUfL96	785	3544	A-109589.23	aAfaAfaGfaUfaAfaugUfcUfgCfuUfgsCfsu	1336
AD-56997.1	A-116450.1	CfaAfgCfaGfaCfaUfuUfaUfcUfuUfuUfL96	786	3544	A-109589.17	aAfaAfaGfaUfaAfaugUfcUfgCfuUfgsCfsu	1337
AD-57002.1	A-116452.1	CfaAfgCfaGfaCfaUfuUfaUfcUfuUfuUfL96	787	3544	A-109589.17	aAfaAfaGfaUfaAfaugUfcUfgCfuUfgsCfsu	1338
AD-57008.1	A-116453.1	CfaAfgCfaGfaCfaUfuUfaUfcUfuUfuUfL96	788	3544	A-109589.17	aAfaAfaGfaUfaAfaugUfcUfgCfuUfgsCfsu	1339
AD-57014.1	A-116454.1	CfaAfgCfaGfaCfaUfuUfaUfcUfuUfuUfL96	789	3544	A-109589.17	aAfaAfaGfaUfaAfaugUfcUfgCfuUfgsCfsu	1340
AD-57020.1	A-116455.1	CfaAfgCfaGfaCfaUfuUfaUfcUfuUfuUfL96	790	3544	A-109589.23	aAfaAfaGfaUfaAfaugUfcUfgCfuUfgsCfsu	1341
AD-57020.2	A-116455.2	CfaAfgCfaGfaCfaUfuUfaUfcUfuUfuUfL96	791	3544	A-109589.23	aAfaAfaGfaUfaAfaugUfcUfgCfuUfgsCfsu	1342
AD-57026.1	A-116457.1	CfaAfgCfaGfaCfaUfuUfaUfcuuUfuUfL96	792	3544	A-109589.23	aAfaAfaGfaUfaAfaugUfcUfgCfuUfgsCfsu	1343
AD-57003.1	A-116460.1	CfaAfgCfaGfaCfaUfuuaUfcUfuUfuUfL96	793	3544	A-109589.17	aAfaAfaGfaUfaAfaugUfcUfgCfuUfgsCfsu	1344
AD-57009.1	A-116462.1	CfaAfgCfaGfaCfauuUfaUfcUfuUfuUfL96	794	3544	A-109589.17	aAfaAfaGfaUfaAfaugUfcUfgCfuUfgsCfsu	1345
AD-57015.1	A-116464.1	CfaAfgCfaGfacaUfuUfaUfcUfuUfuUfL96	795	3544	A-109589.17	aAfaAfaGfaUfaAfaugUfcUfgCfuUfgsCfsu	1346
AD-57023.1	A-116467.1	CfaAfgCfaGfaCfaUfuUfaucUfuUfuUfL96	796	3544	A-109589.23	aAfaAfaGfaUfaAfaugUfcUfgCfuUfgsCfsu	1347
AD-57027.1	A-116469.1	CfaAfgCfaGfaCfaUfuuaUfcUfuUfuUfL96	797	3544	A-109589.23	aAfaAfaGfaUfaAfaugUfcUfgCfuUfgsCfsu	1348
AD-56998.1	A-116471.1	CfaAfgCfagaCfaUfuUfaUfcUfuUfuUfL96	798	3544	A-109589.17	aAfaAfaGfaUfaAfaugUfcUfgCfuUfgsCfsu	1349
AD-57004.1	A-116473.1	CfaAfgcaCfaCfaUfuUfaUfcUfuUfuUfL96	799	3544	A-109589.17	aAfaAfaGfaUfaAfaugUfcUfgCfuUfgsCfsu	1350

5
10
15
20
25
30
35
40
45
50
55

(continued)

Duplex Name	Sense Oligo Name	Sense Oligo Sequence	SEQ ID NO:	Position relative to NM_174 936.3	Antisense Oligo Name	Antisense Oligo Sequence	SEQ ID NO:
AD-57010.1	A-116475.1	CfaagCfaGfaCfAfUfuUfaUfcUfUfuUfL96	800	3544	A-109589.17	aAfaAfaGfaUfaAfaugUfcUfgCfuUfgsCfsu	1351
AD-57016.1	A-116477.1	caAfgCfaGfaCfAfUfuUfaUfcUfUfuUfL96	801	3544	A-109589.17	aAfaAfaGfaUfaAfaugUfcUfgCfuUfgsCfsu	1352
AD-56999.2	A-116479.1	CfaAfgCfaGfaCfAfUfuUfaUfcUfUfuUfL96	802	3544	A-109589.17	aAfaAfaGfaUfaAfaugUfcUfgCfuUfgsCfsu	1353
AD-56999.1	A-116479.2	CfaAfgCfaGfaCfAfUfuUfaUfcUfUfuUfL96	803	3544	A-109589.17	aAfaAfaGfaUfaAfaugUfcUfgCfuUfgsCfsu	1354
AD-57021.1	A-116481.1	CfaAfgCfAfGfaCfAfUfuUfaUfcUfUfuUfL96	804	3544	A-109589.23	aAfaAfaGfaUfaAfaugUfcUfgCfuUfgsCfsu	1355
AD-57024.1	A-116483.1	CfaAfgCfAfaGfaCfAfUfuUfaUfcUfUfuUfL96	805	3544	A-109589.23	aAfaAfaGfaUfaAfaugUfcUfgCfuUfgsCfsu	1356
AD-57005.1	A-116486.1	CfaAfgCfaGfaCfAfUfuUfaUfcUfUfuUfL96	806	3544	A-109589.17	aAfaAfaGfaUfaAfaugUfcUfgCfuUfgsCfsu	1357
AD-57011.1	A-116488.1	CfaAfgCfaGfaCfAfUfuUfaUfcUfUfuUfL96	807	3544	A-109589.17	aAfaAfaGfaUfaAfaugUfcUfgCfuUfgsCfsu	1358
AD-57017.1	A-116490.1	CfaAfgCfagaCfAfUfuUfaUfcUfUfuUfL96	808	3544	A-109589.17	aAfaAfaGfaUfaAfaugUfcUfgCfuUfgsCfsu	1359
AD-57000.2	A-116492.1	Cf(Aeo)Af(Geo)CfaGfaCfAfUfuUfaUfcUf(Teo)Uf(Teo)UfL96	809	3544	A-109589.17	aAfaAfaGfaUfaAfaugUfcUfgCfuUfgsCfsu	1360
AD-57000.3	A-116492.2	Cf(Aeo)Af(Geo)CfaGfaCfAfUfuUfaUfcUf(Teo)Uf(Teo)UfL96	810	3544	A-109589.23	aAfaAfaGfaUfaAfaugUfcUfgCfuUfgsCfsu	1361
AD-57000.1	A-116492.3	Cf(Aeo)Af(Geo)CfaGfaCfAfUfuUfaUfcUf(Teo)Uf(Teo)UfL96	811	3544	A-109589.17	aAfaAfaGfaUfaAfaugUfcUfgCfuUfgsCfsu	1362
AD-57006.2	A-116494.1	Cf(Aeo)Af(Geo)CfaGfaCfAfUfuUf(Aeo)Uf(m5Ce o)Uf(Teo)Uf(Teo)UfL96	812	3544	A-109589.23	aAfaAfaGfaUfaAfaugUfcUfgCfuUfgsCfsu	1363
AD-57006.3	A-116494.2	Cf(Aeo)Af(Geo)CfaGfaCfAfUfuUf(Aeo)Uf(m5Ce o)Uf(Teo)Uf(Teo)UfL96	813	3544	A-109589.23	aAfaAfaGfaUfaAfaugUfcUfgCfuUfgsCfsu	1364
AD-57006.1	A-116494.3	Cf(Aeo)Af(Geo)CfaGfaCfAfUfuUf(Aeo)Uf(m5Ce o)Uf(Teo)Uf(Teo)UfL96	814	3544	A-109589.17	aAfaAfaGfaUfaAfaugUfcUfgCfuUfgsCfsu	1365

5
10
15
20
25
30
35
40
45
50
55

(continued)

Duplex Name	Sense Oligo Name	Sense Oligo Sequence	SEQ ID NO:	Position relative to NM_174 936.3	Antisense Oligo Name	Antisense Oligo Sequence	SEQ ID NO:
AD-57012.1	A-116498.1	Cf(Aeo)Af(Geo)CfaGfaCfAfUfuUfaUfcUf(Teo)Uf(Teo)Ubl96	815	3544	A-109589.17	aAfaAfaGfaUfaAfaugUfCfuUfgCfuUfgsCfsu	1366
AD-57018.1	A-116500.1	Cf(Aeo)Af(Geo)CfaGfaCfAfUfuUf(Aeo)Uf(m5Ce o)Uf(Teo)Uf(Teo)Ubl96	816	3544	A-109589.17	aAfaAfaGfaUfaAfaugUfCfuUfgCfuUfgsCfsu	1367
AD-53815.1		CfuAfgAfcCfuGfUfuUfgCfuUfuUfgUfL96	817	3601		aCfaAfaAfgCfaAfaacAfgGfuCfuAfgsAfsa	1368
AD-57928.40		CfsusAfgAfcCfuGfUfuUfgCfuUfuUfgUfL96	818	3601		asCfsaAfaAfgCfaAfaacAfgGfuCfuAfgsasa	1369
AD-59182.5		CfsusAfgAfcCfuGfUfuUfgCfuUfuUfgUfL96	819	3601		asCfsaAfaAfgCfaAfaacAfgGfuCfuAfgsasa	1370
AD-59184.3		CfsusAfgAfcCfuGfUfuUfgCfuUfuUfgUfL96	820	3601		asCfsaAfaAfgCfaAfaacAfgGfuCfuAfgsasa	1371
AD-59186.3		CfsusAfgAfcCfuGfUfuUfgCfuUfuUfgUfL96	821	3601		asCfsaAfaAfgCfaAfaacAfgGfuCfuAfgsasa	1372
AD-59171.13		CfsusAfgAfcCfuGfUfuUfgCfuUfuUfgUfL96	822	3601		asCfsaAfaAfgCfaAfaacAfgGfuCfuAfgsasa	1373
AD-59176.7		CfsusAfgAfcCfuGfUfuUfgCfuUfuUfgUfL96	823	3601		asCfsaAfaAfgCfaAfaacAfgGfuCfuAfgsasa	1374
AD-59170.7		CfsusagacCfuGfUfuUfgCfuUfuUfgUfL96	824	3601		asCfsaAfaAfgCfaAfaacAfgGfuCfuAfgsasa	1375
AD-59175.7		CfsusagacCfuGfUfuUfgCfuUfuUfgUfL96	825	3601		asCfsaAfaAfgCfaAfaacAfgGfuCfuAfgsasa	1376
AD-59179.7		csusagacCfuGfUfuUfgCfuUfuUfgUfL96	826	3601		asCfsaAfaAfgCfaAfaacAfgGfuCfuAfgsasa	1377
AD-59218.1		CfsusAfgAfcCfuGfUfuUfgCfuUfuUfgUfL96	827	3601		asCfsaAfaAfgCfaAfaacAfgGfuCfuAfgsasa	1378
AD-59222.1		CfsusAfgAfcCfuGfUfuUfgCfuUfuUfgUfL96	828	3601		asCfsaAfaAfgCfaAfaacAfgGfuCfuAfgsasa	1379
AD-59226.1		CfsusagacCfuGfUfuUfgCfuUfuUfgUfL96	829	3601		asCfsaAfaAfgCfaAfaacAfgGfuCfuAfgsasa	1380
AD-59230.1		CfsusagacCfuGfUfuUfgCfuUfuUfgUfL96	830	3601		asCfsaAfaAfgCfaAfaacAfgGfuCfuAfgsasa	1381
AD-59235.1		csusagacCfuGfUfuUfgCfuUfuUfgUfL96	831	3601		asCfsaAfaAfgCfaAfaacAfgGfuCfuAfgsasa	1382
AD-59207.1		CfsusAfgAfcCfuGfUfuUfgCfuUfuUfgUfL96	832	3601		asCfsaAfaAfgCfaAfaacAfgGfuCfuAfgsasa	1383
AD-59211.1		CfsusAfgAfcCfuGfUfuUfgCfuUfuUfgUfL96	833	3601		asCfsaAfaAfgCfaAfaacAfgGfuCfuAfgsasa	1384
AD-59215.1		CfsusagacCfuGfUfuUfgCfuUfuUfgUfL96	834	3601		asCfsaAfaAfgCfaAfaacAfgGfuCfuAfgsasa	1385

5
10
15
20
25
30
35
40
45
50
55

(continued)

Duplex Name	Sense Oligo Name	Sense Oligo Sequence	SEQ ID NO:	Position relative to NM_174 936.3	Antisense Oligo Name	Antisense Oligo Sequence	SEQ ID NO:
AD-59219.1		CfsusagacCfuGfuuuugcuuuuugL96	835	3601		asCfsaAfaAfgCfaAfaAfcAfaAfgGfuCfuagsasa	1386
AD-59223.1		csusagacCfuGfuuuugcuuuuugL96	836	3601		asCfsaAfaAfgCfaAfaAfcAfaAfgGfuCfuagsasa	1387
AD-59181.5		CfsusAfgAfcCfuGfuUfuUfgCfuUfuUfgsUfL96	837	3601		asCfsaAfaAfgCfaAfaacAfgGfuCfuAfgsasa	1388
AD-59172.5		CfsusAfgAfcCfuGfuUfuUfgCfuUfuUfgsUfL96	838	3601		asCfsaAfaAfgCfaAfaacAfgGfuCfuAfgsasa	1389
AD-59177.5		CfsusAfgAfcCfuGfuUfuUfgCfsuUfsuUfsgsUfL96 6	839	3601		asCfsaAfaAfgCfaAfaacAfgGfuCfuAfgsasa	1390
AD-59180.5		CfsusAfgAfcCfuGfuUfuUfgCfsuUfsuUfsgsUfL96 96	840	3601		asCfsaAfaAfgCfaAfaacAfgGfuCfuAfgsasa	1391
AD-59183.5		CfsusAfgAfcCfuGfuUfuUfgCfuUfuUfsgsUfL96	841	3601		asCfsaAfaAfgCfaAfaacAfgGfuCfuAfgsasa	1392
AD-59185.5		CfsusAfgAfcCfuGfuUfuUfgCfuUfuUfsl96	842	3601		asCfsaAfaAfgCfaAfaacAfgGfuCfuAfgsasa	1393
AD-59173.5		CfsusAfgAfcCfuGfuUfuUfgCfuuuugsul96	843	3601		asCfsaAfaAfgCfaAfaacAfgGfuCfuAfgsasa	1394
AD-59232.1		CfsusAfgAfcCfuGfuUfuUfgCfuUfuUfgUfL96	844	3600		PasCfsaAfaAfgCfaAfaacAfgGfuCfuAfgsasa	1395
AD-59236.1		CfsusAfgAfcCfuGfuUfuUfgCfuUfuUfgUfL96	845	3601		asCfsaAfaAfgCfaAfaacAfgGfuCfsuAfgsasa	1396
AD-59216.1		CfsusAfgAfcCfuGfuUfuUfgCfuUfuUfsgsUfL96	846	3601		asCfsaAfaAfgCfaAfaacAfgGfuCfsuAfgsasa	1397
AD-59220.1		CfsusAfgAfcCfuGfuUfuUfgCfuUfuUfsgsUfL96	847	3601		asCfsaAfaAfgCfaAfaacAfgGfuCfsuAfgsasa	1398
AD-59224.1		CfsusAfgAfcCfuGfuUfuUfgCfsuUfsuUfsgsUfL96 6	848	3601		asCfsaAfaAfgCfaAfaacAfgGfuCfsuAfgsasa	1399
AD-59228.1		CfsusAfgAfcCfuGfuUfuUfgCfsuUfsuUfsgsUfL96 96	849	3601		asCfsaAfaAfgCfaAfaacAfgGfuCfsuAfgsasa	1400
AD-59233.1		CfsusAfgAfcCfuGfuUfuUfgCfuUfuUfsgsUfL96	850	3601		asCfsaAfaAfgCfaAfaacAfgGfuCfsuAfgsasa	1401
AD-59237.1		CfsusAfgAfcCfuGfuUfuUfgCfuUfuUfsl96	851	3601		asCfsaAfaAfgCfaAfaacAfgGfuCfsuAfgsasa	1402
AD-59209.1		CfsusAfgAfcCfuGfuUfuUfgCfuuuugsul96	852	3601		asCfsaAfaAfgCfaAfaacAfgGfuCfsuAfgsasa	1403

5
10
15
20
25
30
35
40
45
50
55

(continued)

Duplex Name	Sense Oligo Name	Sense Oligo Sequence	SEQ ID NO:	Position relative to NM_174 936.3	Antisense Oligo Name	Antisense Oligo Sequence	SEQ ID NO:
AD-59208.1		CfsusAfgAfcCfuGfUfUfUfgCfuUfuUfgUfL96	853	3601		asCfsaAfaAfgCfaAfaacAfgGfuCfsusAfgsasa	1404
AD-59212.1		CfsusAfgAfcCfuGfUfUfUfgCfuUfuUfgUfL96	854	3600		PasCfsaAfaAfgCfaAfaacAfgGfuCfsuAfgsas a	1405
AD-59210.1		csusAGAccuGuuuuGcuuuuGuL96	855	3601		AscsAAAAAGcAAAAAcAGGuccuAGsasa	1406
AD-59214.1		AsGsAccuGuuuuGcuuuuGuL96	856	3603		AscsAAAAAGcAAAAAcAGGucusAsG	1407
AD-59227.1		CfsusAfgAfcCfuGfUfUfUfgCfuUfuUfgUfL96	857	3601		asCfsaAfaAfgCfaAfaacAfgGfuCfsuAfgsasa asa	1408
AD-59231.1		CfsusAfgAfcCfuGfUfUfUfgCfuUfuUfgUfL96	858	3601		asCfsaAfaAfgCfaAfaacAfgGfuCfsuAfgsasa sa	1409
AD-59198.3		(C3m)usAfgAfcCfuGfUfUfUfgCfuUfuUfgUfL96	859	3601		asCfsaAfaAfgCfaAfaacAfgGfuCfuAfgsasa	1410
AD-59200.3		(C3m)(U3m)AfgAfcCfuGfUfUfUfgCfuUfuUfgUfL96	860	3601		asCfsaAfaAfgCfaAfaacAfgGfuCfuAfgsasa	1411
AD-59203.3		(m5Cam)usAfgAfcCfuGfUfUfUfgCfuUfuUfgUfL96	861	3601		asCfsaAfaAfgCfaAfaacAfgGfuCfuAfgsasa	1412
AD-59204.3		(m5Cam)(Tam)AfgAfcCfuGfUfUfUfgCfuUfuUfgUfL96	862	3601		asCfsaAfaAfgCfaAfaacAfgGfuCfuAfgsasa	1413
AD-59188.3		(m5Cams)(Tams)AfgAfcCfuGfUfUfUfgCfuUfuUfgUfL96	863	3601		asCfsaAfaAfgCfaAfaacAfgGfuCfuAfgsasa	1414
AD-59191.3		(m5Cams)usAfgAfcCfuGfUfUfUfgCfuUfuUfgUfL96	864	3601		asCfsaAfaAfgCfaAfaacAfgGfuCfuAfgsasa	1415
AD-59213.1		CfsusAfgAfcCfuGfUfUfUfgCfuUfuUfgUfL96	865	3601		asCfsaAfaAfgCfaAfaacAfgGfuCfsuAfgsas a	1416

(continued)

Duplex Name	Sense Oligo Name	Sense Oligo Sequence	SEQ ID NO:	Position relative to NM_174 936.3	Antisense Oligo Name	Antisense Oligo Sequence	SEQ ID NO:
AD-59217.1		CfsusAfgAfcCfuGfUfUfuUfgCfuUfuUfgUfL96	866	3601		asCfsaAfaAfgCfaAfaaacAfgGfuCfuAf(G3m)(A3m)a	1417
AD-59221.1		CfsusAfgAfcCfuGfUfUfuUfgCfuUfuUfgUfL96	867	3601		asCfsaAfaAfgCfaAfaaacAfgGfuCfuAfGs(Aam)a	1418
AD-59225.1		CfsusAfgAfcCfuGfUfUfuUfgCfuUfuUfgUfL96	868	3601		asCfsaAfaAfgCfaAfaaacAfgGfuCfuAf(Gam)(Aam)a	1419
AD-59229.1		CfsusAfgAfcCfuGfUfUfuUfgCfuUfuUfgUfL96	869	3601		asCfsaAfaAfgCfaAfaaacAfgGfuCfuAfGs(Aams)a	1420
AD-59234.1		CfsusAfgAfcCfuGfUfUfuUfgCfuUfuUfgUfL96	870	3601		asCfsaAfaAfgCfaAfaaacAfgGfuCfuAf(Gams)(Aams)a	1421
AD-59238.1		CfsusAfgAfcCfuGfUfUfuUfgCfuUfuUfgUfL96	871	3601		(A3m)CfsaAfaAfgCfaAfaaacAfgGfuCfuAfGsas	1422
AD-59241.1		CfsusAfgAfcCfuGfUfUfuUfgCfuUfuUfgUfL96	872	3601		as(C3m)aAfaAfgCfaAfaaacAfgGfuCfuAfGsasa	1423
AD-59245.1		CfsusAfgAfcCfuGfUfUfuUfgCfuUfuUfgUfL96	873	3601		(Aam)CfsaAfaAfgCfaAfaaacAfgGfuCfuAfGsas	1424
AD-59250.1		CfsusAfgAfcCfuGfUfUfuUfgCfuUfuUfgUfL96	874	3601		as(m5Cam)aAfaAfgCfaAfaaacAfgGfuCfuAfGsasa	1425
AD-59246.1		CfsusAfgAfcCfuGfUfUfuUfgCfuUfuUfgUfL96	875	3602		asCfsaAfaAfgCfaAfaaacAfgGfuCfuAfGsasa	1426
AD-59253.2		usAfgAfcCfuGfUfUfuUfgCfuUfuUfgUfL96	876	3602		asCfsaAfaAfgCfaAfaaacAfgGfuCfuAfGsasa	1427
AD-59242.1		AfsgAfcCfuGfUfUfuUfgCfuUfuUfgUfL96	877	3602		asCfsaAfaAfgCfaAfaaacAfgGfuCfuAfGsasa	1428
AD-59253.1		usAfgAfcCfuGfUfUfuUfgCfuUfuUfgUfL96	878	3602		asCfsaAfaAfgCfaAfaaacAfgGfuCfuAfGsasa	1429
AD-59258.1		usasgAfcCfuGfUfUfuUfgCfuUfuUfgUfL96	879	3602		asCfsaAfaAfgCfaAfaaacAfgGfuCfuAfGsasa	1430

5
10
15
20
25
30
35
40
45
50
55

(continued)

Duplex Name	Sense Oligo Name	Sense Oligo Sequence	SEQ ID NO:	Position relative to NM_174 936.3	Antisense Oligo Name	Antisense Oligo Sequence	SEQ ID NO:
AD-59251.1		CfsusAfgAfcCfuGfUfUfuUfgCfuUfuUfgUfL96	880	3603		asCfsaAfaAfgCfaAfaaacAfgGfuCfusAfsG	1431
AD-59256.1		usAfsGfAfcCfuGfUfUfuUfgCfuUfuUfgUfL96	881	3604		asCfsaAfaAfgCfaAfaaacAfgGfuCfusAf	1432
AD-59260.1		AfsgsAfcCfuGfUfUfuUfgCfuUfuUfgUfL96	882	3605		asCfsaAfaAfgCfaAfaaacAfgGfusCfsu	1433
AD-59248.1		gsAfsCfuGfUfUfuUfgCfuUfuUfgUfL96	883	3605		asCfsaAfaAfgCfaAfaaacAfgGfusCfsu	1434
AD-59247.1		gsAfsCfuGfUfUfuUfgCfuUfuUfgUfL96	884	3604		asCfsaAfaAfgCfaAfaaacAfgGfuCfsusa	1435
AD-59252.1		AfsgsAfcCfuGfUfUfuUfgCfuUfuUfgUfL96	885	3604		asCfsaAfaAfgCfaAfaaacAfgGfuCfsusa	1436
AD-59257.1		usAfsGfAfcCfuGfUfUfuUfgCfuUfuUfgUfL96	886	3604		asCfsaAfaAfgCfaAfaaacAfgGfuCfsusa	1437
AD-59261.1		AfsgsAfcCfuGfUfUfuUfgCfuUfuUfgUfL96	887	3603		asCfsaAfaAfgCfaAfaaacAfgGfuCfusasG	1438
AD-59262.1		usAfsGfAfcCfuGfUfUfuUfgCfuUfuUfgUfL96	888	3603		asCfsaAfaAfgCfaAfaaacAfgGfuCfusasG	1439
AD-59265.1		csusAfgAfcCfuGfUfUfuUfgCfuUfuUfgUfL96	889	3603		asCfsaAfaAfgCfaAfaaacAfgGfuCfusasG	1440
AD-59196.13		usAfsGfAfcCfuGfUfUfuUfgCfuUfuUfgUfL96	890	3601		asCfsaAfaAfgCfaAfaaacAfgGfuCfusasa	1441
AD-59189.11		AfsgsAfcCfuGfUfUfuUfgCfuUfuUfgUfL96	891	3601		asCfsaAfaAfgCfaAfaaacAfgGfuCfusasa	1442
AD-59190.3		usCfsuAfgAfcCfuGfUfUfuUfgCfuUfuUfgUfL96	892	3601		asCfsaAfaAfgCfaAfaaacAfgGfuCfusasa	1443
AD-59192.3		UfsusCfuAfgAfcCfuGfUfUfuUfgCfuUfuUfgUfL96 6	893	3601		asCfsaAfaAfgCfaAfaaacAfgGfuCfusasa	1444
AD-59240.1		CfsusAfgAfcCfuGfUfUfuUfgCfuUfuUfgUfL96	894	3601		asCfsaAfaAfgCfaAfaaacAfgGfuCfusasa)a	1445
AD-59244.1		CfsusAfgAfcCfuGfUfUfuUfgCfuUfuUfgUfL96	895	3601		asCfsaAfaAfgCfaAfaaacAfgGfuCfusasa	1446
AD-59202.7		(C3m)usagaccuuuuuuuuuuuuuuuuuuuuL96	896	3601		asCfsaAfaAfgCfaAfaaacAfgGfuCfusasa	1447
AD-59195.5		(C3m)usAfgAfcCfuGfUfUfuUfgCfuUfuUfgUfL96	897	3601		asCfsaAfaAfgCfaAfaaacAfgGfuCfusasa	1448
AD-59249.1		CfsusAfgAfcCfuGfUfUfuUfgCfuUfuUfgUfL96	898	3601		asCfsaAfaAfgCfaAfaaacAfgGfuCfusasa a	1449

(continued)

Duplex Name	Sense Oligo Name	Sense Oligo Sequence	SEQ ID NO:	Position relative to NM_174 936.3	Antisense Oligo Name	Antisense Oligo Sequence	SEQ ID NO:
AD-59254.1		CfsusAfgAfcCfuGfuuuuugCfuuuuugL96	899	3601		asCfsaAfaAfgCfaAfaacAfgGfuCfuAfgs(A3m) a	1450
AD-59259.1		(C3 m)usAfgAfcCfuGfuuuuugCfuuu ugul96	900	3601		asCfsaAfaAfgCfaAfaacAfgGfuCfuAfgs(A3m) a	1451
AD-59264.1		(C3m)usagaccguuuuuugcuuuuugL96	901	3601		asCfsaAfaAfgCfaAfaacAfgGfuCfuAfgs(A3m) a	1452
AD-59264.2		(C3m)usagaccguuuuuugcuuuuugL96	902	3601		asCfsaAfaAfgCfaAfaacAfgGfuCfuAfgs(A3m) a	1453
AD-59255.1		CsusagaccuGfUfufuugcuuuuugL96	903	3601		asCfsaAfaAfgCfaAfaacAfgGfuCfuAfgs(A3m) a	1454
AD-57928.1		CfsusAfgAfcCfuGfuUfufuUfgCfuUfuUfgUfL96	904	3601		asCfsaAfaAfgCfaAfaacAfgGfuCfuAfgsasa	1455
AD-58893.1		CfsuAfgAfcCfuGfuUfufuUfgCfuUfuUfgUfL96	905	3601		asCfaAfaAfgCfaAfaacAfgGfuCfuAfgasa	1456
AD-58894.1		CfusAfgAfcCfuGfuUfufuUfgCfuUfuUfgUfL96	906	3601		aCfsaAfaAfgCfaAfaacAfgGfuCfuAfgsaa	1457
AD-58895.1		CfuAfgAfcCfuGfuUfufuUfgCfuUfuUfgUfL96	907	3601		asCfsaAfaAfgCfaAfaacAfgGfuCfuAfgsasa	1458
AD-58896.1		CfsusAfgAfcCfuGfuUfufuUfgCfuUfuUfgUfL96	908	3601		aCfaAfaAfgCfaAfaacAfgGfuCfuAfgaa	1459
AD-58897.1		CfsusAfgAfcCfuGfuUfufuUfgCfuUfuUfgUfL96	909	3601		asCfsasAfaAfgCfaAfaacAfgGfuCfuAfgsasa	1460
AD-58898.1		CfsusAfgAfcCfuGfuUfufuUfgCfuUfuUfgUfL96	910	3601		asCfsaAfaAfgCfsaAfaacAfgGfuCfuAfgsasa	1461
AD-58899.1		CfsusAfgAfcCfuGfuUfufuUfgCfuUfuUfgUfL96	911	3601		asCfsaAfaAfgCfsaAfaacAfgGfuCfuAfgsasa	1462
AD-58900.1		CfsasAfgCfaGfaCfaUfufuUfaUfcUfuUfL96	912	NA		asAfsaAfaGfaUfaAfaugUfcUfgCfuUfgscsu	1463
AD-58902.1		UfsusUfuCfuAfgAfcCfuGfuUfufuUfgCfuUfL96	913	3597		asAfgCfaAfaAfcAfgguCfuAfgAfaAfasgsu	1464
		(A3mx)(G3mx)AfcCfuGfuUfufuUfgCfuUfuUfgUfL96	914			asCfsaAfaAfgCfaAfaacAfgGfuCfusasg	1465

5
10
15
20
25
30
35
40
45
50
55

(continued)

Duplex Name	Sense Oligo Name	Sense Oligo Sequence	SEQ ID NO:	Position relative to NM_174 936.3	Antisense Oligo Name	Antisense Oligo Sequence	SEQ ID NO:
		(A3mx)(G3mx)AfcCfuGfUfuUfgCfuUfuUfgUfl96	915			(A3mx)CfaAfaAfgCfaAfaacAfgGfuCfusasg	1466
		(A3mx)(G3mx)AfcCfuGfUfuUfgCfuUfuUfgUfl96	916			(A3mx)CfaAfaAfgCfaAfaacAfgGfuCfu(A3mx)g	1467
		(A3mx)gAfcCfuGfUfuUfgCfuUfuUfgUfl96	917			asCfsaAfaAfgCfaAfaacAfgGfuCfusasg	1468
		(A3mx)gAfcCfuGfUfuUfgCfuUfuUfgUfl96	918			(A3mx)CfaAfaAfgCfaAfaacAfgGfuCfusasg	1469
		(A3mx)gAfcCfuGfUfuUfgCfuUfuUfgUfl96	919			(A3mx)CfaAfaAfgCfaAfaacAfgGfuCfu(A3mx)g	1470
		(C3mx)(U3mx)AfgAfcCfuGfUfuUfgCfuUfuUfgUfl96	920			asCfsaAfaAfgCfaAfaacAfgGfuCfuAfgsasa	1471
		(C3mx)(U3mx)AfgAfcCfuGfUfuUfgCfuUfuUfgUfl96	921			(A3mx)CfaAfaAfgCfaAfaacAfgGfuCfuAf(G3mx)(A3mx)a	1472
		(C3mx)uAfgAfcCfuGfUfuUfgCfuUfuUfgUfl96	922			asCfsaAfaAfgCfaAfaacAfgGfuCfuAfgsasa	1473
		(C3mx)uAfgAfcCfuGfUfuUfgCfuUfuUfgUfl96	923			(A3mx)CfaAfaAfgCfaAfaacAfgGfuCfuAfgsas	1474
		(C3mx)uAfgAfcCfuGfUfuUfgCfuUfuUfgUfl96	924			(A3mx)CfaAfaAfgCfaAfaacAfgGfuCfuAf(G3mx)a	1475
		(C3mx)uAfgAfcCfuGfUfuUfgCfuUfuUfgUfl96	925			(A3mx)CfaAfaAfgCfaAfaacAfgGfuCfuAf(G3mx)(A3mx)a	1476
		(C3mx)usAfgAfcCfuGfUfuUfgCfuUfuUfgUfl96	926			asCfsaAfaAfgCfaAfaacAfgGfuCfuAfgsasa	1477
		(Chd)susAfgAfcCfuGfUfuUfgCfuUfuUfgUfl96	927			asCfsaAfaAfgCfaAfaacAfgGfuCfuAfgsasa	1478

5
10
15
20
25
30
35
40
45
50
55

(continued)

Duplex Name	Sense Oligo Name	Sense Oligo Sequence	SEQ ID NO:	Position relative to NM_174 936.3	Antisense Oligo Name	Antisense Oligo Sequence	SEQ ID NO:
		(phe)CfsuAfgAfcCfuGfUfuUfgCfuUfuUfgUfL9 6	928			asCfisaAfaAfgCfaAfaaacAfgGfuCfuAfgsasa	1479
		(phe)CfuAfgAfcCfuGfUfuUfgCfuUfuUfgUfL96	929			asCfisaAfaAfgCfaAfaaacAfgGfuCfuAfgsasa	1480
		(pshe)CfsuAfgAfcCfuGfUfuUfgCfuUfuUfgUfL9 6	930			asCfisaAfaAfgCfaAfaaacAfgGfuCfuAfgsasa	1481
		(pshe)CfuAfgAfcCfuGfUfuUfgCfuUfuUfgUfL9 6	931			asCfisaAfaAfgCfaAfaaacAfgGfuCfuAfgsasa	1482
		AfsgsAfcCfuGfUfuUfgCfuUfuUfgUfL96	932			(A3mx)CfaAfaAfgCfaAfaaacAfgGfuCfusasg	1483
		AfsgsAfcCfuGfUfuUfgCfuUfuUfgUfL96	933			(A3mx)CfaAfaAfgCfaAfaaacAfgGfuCfu(A3mx) g	1484
		Cfs(Uhd)sAfgAfcCfuGfUfuUfgCfuUfuUfgUfL9 6	934			asCfisaAfaAfgCfaAfaaacAfgGfuCfuAfgsasa	1485
		CfsusAfgAf(Chd)CfuGfUfuUfgCfuUfuUfgUfL9 6	935			asCfisaAfaAfgCfaAfaaacAfgGfuCfuAfgsasa	1486
		CfsusAfgAfc(Chd)uGfUfuUfgCfuUfuUfgUfL96	936			asCfisaAfaAfgCfaAfaaacAfgGfuCfuAfgsasa	1487
		CfsusAfgAfcCf(Uhd)GfUfuUfgCfuUfuUfgUfL9 6	937			asCfisaAfaAfgCfaAfaaacAfgGfuCfuAfgsasa	1488
		CfsusAfgAfcCfuGfUfuUf(Uhd)UfgCfuUfuUfgUfL9 6	938			asCfisaAfaAfgCfaAfaaacAfgGfuCfuAfgsasa	1489
		CfsusAfgAfcCfuGfUfuUf(Ggn)CfuUfuUfgUfL9 6	939			asCfisaAfaAfgCfaAfaaacAfgGfuCfuAfgsasa	1490
		CfsusAfgAfcCfuGfUfuUfg(Cgn)uUfuUfgUfL96	940			asCfisaAfaAfgCfaAfaaacAfgGfuCfuAfgsasa	1491

5
10
15
20
25
30
35
40
45
50
55

(continued)

Duplex Name	Sense Oligo Name	Sense Oligo Sequence	SEQ ID NO:	Position relative to NM_174 936.3	Antisense Oligo Name	Antisense Oligo Sequence	SEQ ID NO:
		CfsusAfgAfcCfuGfUfUfuUfg(Chd)uUfuUfgUfL96	941			asCfsaAfaAfgCfaAfaacAfgGfuCfuAfgsasa	1492
		CfsusAfgAfcCfuGfUfUfuUfgCf(Tgn)UfuUfgUfL96	942			asCfsaAfaAfgCfaAfaacAfgGfuCfuAfgsasa	1493
		CfsusAfgAfcCfuGfUfUfuUfgCf(Uhd)UfuUfgUfL96	943			asCfsaAfaAfgCfaAfaacAfgGfuCfuAfgsasa	1494
		CfsusAfgAfcCfuGfUfUfuUfgCfu(Tgn)uUfgUfL96	944			asCfsaAfaAfgCfaAfaacAfgGfuCfuAfgsasa	1495
		CfsusAfgAfcCfuGfUfUfuUfgCfu(Tgn)UfgUfL96	945			asCfsaAfaAfgCfaAfaacAfgGfuCfuAfgsasa	1496
		CfsusAfgAfcCfuGfUfUfuUfgCfu(Uhd)UfgUfL96	946			asCfsaAfaAfgCfaAfaacAfgGfuCfuAfgsasa	1497
		CfsusAfgAfcCfuGfUfUfuUfgCfu(Tgn)gUfL96	947			asCfsaAfaAfgCfaAfaacAfgGfuCfuAfgsasa	1498
		CfsusAfgAfcCfuGfUfUfuUfgCfu(Uhd)gUfL96	948			asCfsaAfaAfgCfaAfaacAfgGfuCfuAfgsasa	1499
		CfsusAfgAfcCfuGfUfUfuUfgCfu(Uhd)UfL96	949			asCfsaAfaAfgCfaAfaacAfgGfuCfuAfgsasa	1500
		CfsusAfgAfcCfuGfUfUfuUfgCfu(Tgn)L96	950			asCfsaAfaAfgCfaAfaacAfgGfuCfuAfgsasa	1501
		CfsusAfgAfcCfuGfUfUfuUfgCfu(Uhd)L96	951			asCfsaAfaAfgCfaAfaacAfgGfuCfuAfgsasa	1502
		CfsusAfgAfcCfuGfUfUfuUfgCfu(Uhd)UfL96	952			asCfsaAfaAfgCfaAfaacAfgGfuCfuAfgsasa	1503
		CfsusAfgAfcCfuGfUfUfuUfgCfu(Uhd)UfL96	953			(Agn)CfsaAfaAfgCfaAfaacAfgGfuCfuAfgsasa	1504
		CfsusAfgAfcCfuGfUfUfuUfgCfu(Uhd)UfL96	954			(Agn)CfaAfaAfgCfaAfaacAfgGfuCfuAfgsasa	1505
		CfsusAfgAfcCfuGfUfUfuUfgCfu(Uhd)UfL96	955			P(Agn)CfaAfaAfgCfaAfaacAfgGfuCfuAfgsasa	1506
		CfsusAfgAfcCfuGfUfUfuUfgCfu(Uhd)UfL96	956			as(Cgn)aAfaAfgCfaAfaacAfgGfuCfuAfgsasa	1507
		CfsusAfgAfcCfuGfUfUfuUfgCfu(Uhd)UfL96	957			asCfs(Agn)AfaAfgCfaAfaacAfgGfuCfuAfgsasa	1508
		CfsusAfgAfcCfuGfUfUfuUfgCfu(Uhd)UfL96	958			asCfsa(Agn)aAfgCfaAfaacAfgGfuCfuAfgsasa	1509

(continued)

Duplex Name	Sense Oligo Name	Sense Oligo Sequence	SEQ ID NO:	Position relative to NM_174 936.3	Antisense Oligo Name	Antisense Oligo Sequence	SEQ ID NO:
		CfsusAfgAfcCfuGfUfUfuUfgCfuUfuUfgUfL96	959			asCfsaAf(Agn)AfgCfaAfaacAfgGfuCfuAfgsas a	1510
		CfsusAfgAfcCfuGfUfUfuUfgCfuUfuUfgUfL96	960			asCfsaAfa(Agn)gCfaAfaacAfgGfuCfuAfgsasa	1511
		CfsusAfgAfcCfuGfUfUfuUfgCfuUfuUfgUfL96	961			asCfsaAfaAf(Ggn)CfaAfaacAfgGfuCfuAfgsas a	1512
		CfsusAfgAfcCfuGfUfUfuUfgCfuUfuUfgUfL96	962			asCfsaAfaAfg(Cgn)aAfaacAfgGfuCfuAfgsasa	1513
		CfsusAfgAfcCfuGfUfUfuUfgCfuUfuUfgUfL96	963			asCfsaAfaAfgCf(Agn)AfaacAfgGfuCfuAfgsas a	1514
		CfsusAfgAfcCfuGfUfUfuUfgCfuUfuUfgUfL96	964			asCfsaAfaAfgCfa(Agn)aacAfgGfuCfuAfgsasa	1515
		CfsusAfgAfcCfuGfUfUfuUfgCfuUfuUfgUfL96	965			asCfsaAfaAfgCfaAf(Agn)acAfgGfuCfuAfgsas a	1516
		CfsusAfgAfcCfuGfUfUfuUfgCfuUfuUfgUfL96	966			asCfsaAfaAfgCfaAfa(Agn)cAfgGfuCfuAfgsas a	1517
		CfsusAfgAfcCfuGfUfUfuUfgCfuUfuUfgUfL96	967			asCfsaAfaAfgCfaAfaa(Cgn)AfgGfuCfuAfgsas a	1518
		CfsusAfgAfcCfuGfUfUfuUfgCfuUfuUfgUfL96	968			asCfsaAfaAf(CfaAfaacAf)GfuCfuAfisasa	1519
		CfsusAfgAfcCfuGfUfUfuUfgCfuUfuUfgUfL96	969			asCfsaAfaAfgCfaAfaacAfgGfuCfuAfg(A3mx) a	1520
		CfsusAfgAfcCfuGfUfUfuUfgCfuUfuUfgUfL96	970			asCfsaAfaAfgCfaAfaacAfgGfuCfuAfgs(A3mx) a	1521
		CfsusAfgAfcCfuGfUfUfuUfgCfuUfuUfgUfL96	971			asCfsaAfaAfgCfaAfaacAfgGfuCfuAfg(G3mx)(A3mx)a	1522

5
10
15
20
25
30
35
40
45
50
55

(continued)

Duplex Name	Sense Oligo Name	Sense Oligo Sequence	SEQ ID NO:	Position relative to NM_174 936.3	Antisense Oligo Name	Antisense Oligo Sequence	SEQ ID NO:
		CfsusAfgAfcCfuGfUfUfuUfgCfuUfuUfgUfL96	972			(A3mx)CfaAfaAfgCfaAfaaacAfgGfuCfuAfgsas a	1523
		CfsusAfgAfcCfuGfUfUfuUfgCfuUfuUfgUfL96	973			(A3mx)CfsaAfaAfgCfaAfaaacAfgGfuCfuAfgsas a	1524
		CfsusAfgAfcCfuGfUfUfuUfgCfuUfuUfgUfL96	974			P(A3mx)CfaAfaAfgCfaAfaaacAfgGfuCfuAfgsa sa	1525
		CfsusAfgAfcCfuGfUfUfuUfgCfuUfuUfgUfL96	975			a(C3mx)aAfaAfgCfaAfaaacAfgGfuCfuAfgsasa	1526
		CfsusAfgAfcCfuGfUfUfuUfgCfuUfuUfgUfL96	976			as(C3mx)aAfaAfgCfaAfaaacAfgGfuCfuAfgsas a	1527
		CfsusAfgAfcCfuGfUfUfuUfgCfuUfuUfgUfL96	977			(A3mx)(C3mx)aAfaAfgCfaAfaaacAfgGfuCfuAf gsasa	1528
		CfsusAfgAfcCfuGfUfUfuUfgCfuUfuUfgUfL96	978			(A3mx)CfaAfaAfgCfaAfaaacAfgGfuCfuAfg(A3 mx)a	1529
		CfsusAfgAfcCfuGfUfUfuUfgCfuUfuUfgUfL96	979			(A3mx)CfsaAfaAfgCfaAfaaacAfgGfuCfuAfgs(A 3mx)a	1530
		CfsusAfgAfcCfuGfUfUfuUfgCfuUfuUfgUfL96	980			(A3mx)CfaAfaAfgCfaAfaaacAfgGfuCfuAf(G3 mx)(A3mx)a	1531
		CfsusAfgAfcCfuGfUfUfuUfgCfuUfuUfgUfL96	981			asCfsaAfaAfgCfaAfaaacAfgGfuCfuAfgsas(ph e)	1532
		CfsusAfgAfcCfuGfUfUfuUfgCfuUfuUfgUfL96	982			asCfsaAfaAfgCfaAfaaacAfgGfuCfuAfgsaas(ph)	1533
		CfsusAfgAfcCfuGfUfUfuUfgCfuUfuUfgUfL96	983			sCfsaAfaAfgCfaAfaaacAfgGfuCfuAfgaa(phe)	1534

(continued)

Duplex Name	Sense Oligo Name	Sense Oligo Sequence	SEQ ID NO:	Position relative to NM_174 936.3	Antisense Oligo Name	Antisense Oligo Sequence	SEQ ID NO:
		CfsusAfgAfcCfuGfUfUfuUfgCfuUfuUfgUfL96	984			asCfsaAfaAfgCfaAfaaacAfgGfuCfuAfgsas(phe)	1535
		CfsusAfgAfcCfuGfUfUfuUfgCfuUfuUfgUfL96	985			asCfsaAfaAfgCfaAfaaacAfgGfuCfuAfgsas(phe)	1536
		CfsusAfgAfcCfuGfUfUfuUfgCfuUfuUfgUfL96	986			asCfsaAfaAfgCfaAfaaacAfgGfuCfuAfga(phe)	1537
		CfsusAfgAfcCfuGfUfUfuUfgCfuUfuUfgUfL96	987			asCfsaAfaAfgCfaAfaaacAfgGf(Uhd)CfuAfgsas a	1538
		CfsusAfgAfcCfuGfUfUfuUfgCfuUfuUfgUfL96	988			asCfsaAfaAfgCfaAfaaacAfgGfuCf(Uhd)Afgsas a	1539
		CfsusAfgAfcCfuGfUfUfuUfgCfuUfuUfgUfL96	989			asCfsaAfaAfg(Chd)aAfaaacAfgGfuCfuAfgsasa	1540
		CfsusAfgAfcCfuGfUfUfuUfgCfuUfuUfgUfL96	990			asCfsaAfaagCfaAfaaacAfgGfucuAfgsasa	1541
		CfsusAfgAfcCfuGfUfUfuUfgCfuUfuUfgUfL96	991			asCfsaAfaAfgCfaAfaaacAfgGfuCfuAfgsasa	1542
		CfsusAfgAfcCfuGfUfUfuUfgCfuUfuUfgUfL96	992			asCfsaAfaagCfaAfaaacAfgGfucuAfgsasa	1543
		CfsusAfgAfcCfuGfUfUfuUfgCfuUfuUfgUfL96	993			asCfsaAfaAfgCfaAfaaacAfgGfuCfuAfgsasa	1544
		CfsusAfgAfcCfuGfUfUfuUfgCfuUfuUfgUfL96	994			asCfsaAfaagCfaAfaaacAfgGfucuAfgsasa	1545
		CfsusAfgAfcCfuGfUfUfuUfgCfuUfuUfgUfL96	995			asCfsaAfaAfgCfaAfaaacAfgGfuCfuAfgsasa	1546
		CfsusAfgAfcCfuGfUfUfuUfgCfuUfuUfgUfL96	996			asCfsaAfaagCfaAfaaacAfgGfucuAfgsasa	1547
		CfsusAfgAfcCfuGfUfUfuUfgCfuUfuUfgUfL96	997			asCfsaAfaAfgCfaAfaaacAfgGfuCfuAfgsasa	1548
		CfsusAfgAfcCfuGfUfUfuUfgCfuUfuUfgUfL96	998			asCfsaAfaagCfaAfaaacAfgGfucuAfgsasa	1549
		CfsusAfgAfcCfuGfUfUfuUfgCfuUfuUfgUfL96	999			asCfsaAfaAfgCfaAfaaacAfgGfuCfuAfgsasa	1550
		CfsusAfgAfcCfuGfUfUfuUfgCfuUfuUfgUfL96	1000			asCfsaAfaagCfaAfaaacAfgGfucuAfgsasa	1551
		CfsusAfgAfcCfuGfUfUfuUfgCfuUfuUfgUfL96	1001			asCfsaAfaAfgCfaAfaaacAfgGfuCfuAfgsasa	1552
		CfsusAfgAfcCfuGfUfUfuUfgCfuUfuUfgUfL96	1002			asCfsaAfaAfgCfaAfaaacAfgGfuCfuAfgsasa	1553

5
10
15
20
25
30
35
40
45
50
55

(continued)

Duplex Name	Sense Oligo Name	Sense Oligo Sequence	SEQ ID NO:	Position relative to NM_174 936.3	Antisense Oligo Name	Antisense Oligo Sequence	SEQ ID NO:
		CfsusAfgAfcCfuGfUfUfuUfCfuUfuUfiUfL96	1003			asCfisaAfaAfiCfaAfaaacAfgGfuCfuAfgsasa	1554
		CfsusAfgAfcCfuGfUfUfuUfCfuUfuUfiUfL96	1004			asCfisaAfaAfiCfaAfaaacAfiGfuCfuAfisasa	1555
		CfsusAfiAfcCfuGfUfUfuUfCfuUfuUfiUfL96	1005			asCfisaAfaAfiCfaAfaaacAfiGfuCfuAfisasa	1556

Example 2. *In vitro* and *in vivo* screening.

[0432] A subset of these duplexes was evaluated for efficacy in single dose free uptake assays in *Cynomolgus* monkey hepatocytes. Briefly, primary *Cynomolgus* monkey hepatocytes (PCH) were treated with the conjugated modified siRNA duplexes at three concentrations, 500nM, 100nM and 10nM. The 100nM and 10nM free uptake assays were performed twice and the data are represented as average message remaining relative to control +/- the standard deviation (SD). The 500nM screen was performed a single time. Table 3 shows the results of these assays.

Table 3. PCSK9 efficacy screen by free uptake in primary *Cynomolgus* monkey hepatocytes.

DUPLEX ID	PCH 500 nM	PCH 100nM Avg	PCH 10nM Avg	PCH 100nM SD	PCH 10nM SD
AD-48399	1.08	1.03	0.98	0.09	0.02
AD-48399	0.97	0.95	1.10	0.03	0.09
AD-48399	0.89	0.98	1.02	0.06	0.06
AD-48399	1.04	1.00	1.01	0.02	0.08
AD-48399	0.92	1.03	0.96	0.02	0.09
AD-48399	1.13	1.03	0.96	0.05	0.01
AD-48400	0.48	0.63	0.90	0.04	0.00
AD-48400.4	0.65	0.78	0.89	0.14	0.13
AD-53649.1	0.96	0.96	1.14	0.02	0.07
AD-53650.1	0.97	0.92	1.15	0.01	0.06
AD-53651.1	1.02	0.98	1.15	0.13	0.10
AD-53652.1	0.83	0.89	1.14	0.20	0.05
AD-53653.1	0.85	0.95	1.26	0.04	0.07
AD-53654.1	0.84	0.93	1.19	0.02	0.13
AD-53656.1	0.92	0.92	1.07	0.05	0.03
AD-53657.1	0.92	0.89	1.02	0.05	0.03
AD-53658.1	0.89	0.83	0.97	0.04	0.14
AD-53659.1	0.79	0.82	1.05	0.06	0.13
AD-53660.1	0.89	0.86	0.98	0.07	0.07
AD-53661.1	0.92	1.03	1.07	0.02	0.04
AD-53663.1	0.88	0.90	1.08	0.03	0.02
AD-53664.1	0.95	0.86	1.00	0.09	0.13
AD-53665.1	0.92	0.91	1.05	0.01	0.13
AD-53666.1	0.73	0.80	0.95	0.08	0.02
AD-53667.1	0.95	0.96	1.12	0.06	0.03
AD-53668.1	1.03	0.89	1.17	0.03	0.12
AD-53669.1	1.12	0.90	1.05	0.01	0.15
AD-53670.1	0.85	0.88	1.00	0.06	0.06
AD-53671.1	0.87	0.90	0.93	0.02	0.04
AD-53672.1	0.87	0.86	0.95	0.04	0.16
AD-53674.1	0.69	0.75	0.92	0.08	0.02
AD-53675.1	0.99	0.92	1.17	0.11	0.06

EP 2 929 031 B1

(continued)

	DUPLEX ID	PCH 500 nM	PCH 100nMAvg	PCH 10nMAvg	PCH 100nM SD	PCH 10nM SD
5	AD-53676.1	0.90	0.87	1.10	0.03	0.08
	AD-53677.1	1.22	0.86	1.12	0.10	0.04
	AD-53678.1	1.01	0.98	1.03	0.03	0.12
	AD-53679.1	0.96	0.85	1.02	0.04	0.11
10	AD-53680.1	1.21	0.94	0.99	0.03	0.01
	AD-53681.1	1.02	0.94	1.01	0.01	0.11
	AD-53682.1	0.98	0.90	1.01	0.06	0.11
15	AD-53683.1	0.95	0.90	1.01	0.02	0.08
	AD-53684.1	1.14	1.01	1.01	0.09	0.07
	AD-53685.1	0.96	0.92	1.03	0.00	0.07
	AD-53687.1	1.31	0.91	1.02	0.02	0.11
20	AD-53688.1	0.90	0.95	0.96	0.03	0.03
	AD-53689.1	0.97	0.95	1.05	0.04	0.07
	AD-53690.1	0.82	0.97	0.99	0.13	0.08
25	AD-53691.1	0.99	1.01	0.97	0.01	0.12
	AD-53692.1	1.11	0.91	1.00	0.04	0.03
	AD-53693.1	1.02	0.96	1.02	0.04	0.10
	AD-53694.1	1.12	0.98	0.97	0.07	0.06
30	AD-53695.1	0.97	1.04	0.94	0.11	0.08
	AD-53696.1	0.85	0.91	1.23	0.10	0.01
	AD-53697.1	0.89	0.91	1.06	0.03	0.00
35	AD-53698.1	0.90	0.86	1.15	0.06	0.01
	AD-53699.1	0.84	0.85	1.07	0.00	0.03
	AD-53700.1	0.93	1.02	1.21	0.02	0.15
40	AD-53701.1	1.01	0.96	1.12	0.00	0.17
	AD-53702.1	0.95	0.94	1.06	0.05	0.15
	AD-53703.1	0.82	0.85	1.04	0.07	0.13
	AD-53704.1	0.92	0.97	0.94	0.04	0.02
45	AD-53705.1	0.96	0.98	1.00	0.11	0.15
	AD-53706.1	0.90	0.97	1.03	0.01	0.20
	AD-53707.1	0.86	0.98	1.11	0.14	0.24
50	AD-53708.1	1.10	0.94	1.05	0.02	0.15
	AD-53709.1	0.79	0.84	1.08	0.01	0.18
	AD-53710.1	1.03	0.91	1.06	0.01	0.09
	AD-53711.1	0.90	0.90	0.99	0.00	0.28
55	AD-53712.1	0.97	0.92	0.97	0.00	0.12
	AD-53713.1	0.98	0.93	1.07	0.01	0.16
	AD-53714.1	1.09	0.86	0.99	0.03	0.09

EP 2 929 031 B1

(continued)

	DUPLEX ID	PCH 500 nM	PCH 100nMAvg	PCH 10nMAvg	PCH 100nM SD	PCH 10nM SD
5	AD-53715.1	1.04	0.83	0.94	0.06	0.06
	AD-53716.1	0.82	0.85	1.02	0.05	0.14
	AD-53717.1	0.98	0.94	0.98	0.11	0.12
	AD-53718.1	0.89	1.04	1.01	0.18	0.01
10	AD-53719.1	0.98	1.05	1.05	0.06	0.17
	AD-53720.1	1.02	0.88	1.08	0.01	0.15
	AD-53721.1	0.88	0.95	1.03	0.07	0.11
15	AD-53722.1	0.98	0.95	1.01	0.06	0.12
	AD-53723.1	0.89	0.89	1.02	0.10	0.06
	AD-53724.1	0.98	0.93	1.00	0.13	0.01
	AD-53725.1	1.04	1.05	1.09	0.19	0.11
20	AD-53726.1	0.87	0.88	0.88	0.00	0.02
	AD-53727.1	0.82	0.92	1.02	0.05	0.13
	AD-53728.1	0.86	0.93	1.06	0.03	0.08
25	AD-53729.1	0.86	0.81	1.02	0.12	0.03
	AD-53730.1	1.01	0.95	1.02	0.07	0.01
	AD-53731.1	0.99	0.98	1.00	0.08	0.07
	AD-53732.1	0.93	0.86	1.01	0.12	0.11
30	AD-53733.1	1.06	1.02	1.08	0.05	0.06
	AD-53734.1	0.95	0.93	1.04	0.12	0.05
	AD-53735.1	1.00	0.93	1.01	0.02	0.06
35	AD-53736.1	0.90	1.09	1.16	0.05	0.01
	AD-53737.1	0.94	0.93	1.00	0.02	0.09
	AD-53738.1	0.93	0.79	0.93	0.03	0.01
	AD-53739.1	1.11	0.90	0.90	0.05	0.00
40	AD-53740.1	0.86	0.92	0.97	0.08	0.01
	AD-53741.1	0.96	0.84	0.92	0.00	0.07
	AD-53742.1	1.03	0.93	1.03	0.04	0.06
45	AD-53743.1	0.92	0.98	1.05	0.08	0.14
	AD-53744.1	0.95	1.02	1.03	0.08	0.12
	AD-53745.1	0.81	0.99	1.11	0.10	0.18
	AD-53746.1	0.65	0.83	1.04	0.07	0.16
50	AD-53747.1	0.82	0.88	1.02	0.05	0.13
	AD-53748.1	0.46	0.59	0.72	0.06	0.07
	AD-53749.1	0.93	0.90	1.04	0.12	0.16
55	AD-53750.1	0.90	1.02	0.97	0.02	0.10
	AD-53751.1	0.92	0.87	1.02	0.19	0.16
	AD-53752.1	0.73	0.88	0.99	0.06	0.18

EP 2 929 031 B1

(continued)

	DUPLEX ID	PCH 500 nM	PCH 100nMAvg	PCH 10nMAvg	PCH 100nM SD	PCH 10nM SD
5	AD-53753.1	0.87	0.97	1.06	0.07	0.19
	AD-53754.1	0.43	0.58	0.72	0.10	0.05
	AD-53755.1	1.01	0.99	1.03	0.03	0.02
	AD-53757.1	0.98	0.91	1.07	0.05	0.13
10	AD-53758.1	0.63	0.73	0.92	0.05	0.00
	AD-53759.1	0.91	0.92	0.99	0.02	0.08
	AD-53760.1	0.51	0.67	0.80	0.03	0.12
15	AD-53761.1	0.89	1.07	1.10	0.11	0.18
	AD-53762.1	1.06	1.00	0.96	0.12	0.10
	AD-53763.1	0.95	1.10	1.00	0.07	0.09
	AD-53764.1	0.99	0.94	0.99	0.05	0.16
20	AD-53765.1	0.92	0.87	0.86	0.09	0.11
	AD-53766.1	0.75	0.78	0.86	0.09	0.14
	AD-53767.1	1.01	1.02	0.97	0.05	0.18
25	AD-53768.1	0.89	1.07	0.97	0.09	0.15
	AD-53769.1	0.89	1.11	0.95	0.05	0.11
	AD-53770.1	0.76	1.01	0.98	0.01	0.12
	AD-53771.1	0.70	0.74	0.84	0.06	0.12
30	AD-53772.1	0.72	0.83	0.85	0.04	0.11
	AD-53773.1	0.96	1.00	0.98	0.05	0.07
	AD-53774.1	0.75	0.92	1.01	0.06	0.14
35	AD-53776.1	0.78	0.94	0.97	0.11	0.08
	AD-53777.1	0.67	0.68	0.74	0.11	0.01
	AD-53778.1	0.74	0.73	0.92	0.13	0.14
	AD-53779.1	1.00	0.98	0.95	0.14	0.04
40	AD-53780.1	0.90	0.92	0.98	0.12	0.05
	AD-53781.1	0.84	0.95	1.00	0.17	0.06
	AD-53782.1	0.87	0.92	0.90	0.11	0.02
45	AD-53783.1	0.71	0.79	0.78	0.14	0.03
	AD-53784.1	0.68	0.82	0.86	0.10	0.10
	AD-53785.1	1.10	0.96	0.96	0.09	0.07
	AD-53786.1	0.98	0.89	0.95	0.20	0.14
50	AD-53787.1	1.23	0.93	1.00	0.11	0.21
	AD-53788.1	0.95	0.90	0.94	0.17	0.08
	AD-53789.1	0.55	0.60	0.78	0.09	0.08
55	AD-53790.1	0.70	0.91	1.04	0.08	0.16
	AD-53791.1	0.47	0.67	0.92	0.12	0.09
	AD-53792.1	0.52	0.75	0.89	0.06	0.04

EP 2 929 031 B1

(continued)

	DUPLEX ID	PCH 500 nM	PCH 100nMAvg	PCH 10nMAvg	PCH 100nM SD	PCH 10nM SD
5	AD-53793.1	0.88	1.03	1.07	0.20	0.09
	AD-53794.1	0.85	1.00	1.09	0.17	0.22
	AD-53795.1	0.58	0.71	1.00	0.10	0.12
	AD-53796.1	0.62	0.78	0.96	0.07	0.12
10	AD-53797.1	0.72	0.78	0.93	0.12	0.10
	AD-53798.1	0.50	0.55	0.76	0.08	0.03
	AD-53799.1	0.98	0.92	1.10	0.11	0.21
15	AD-53800.1	0.59	0.65	0.87	0.15	0.14
	AD-53801.1	0.81	0.84	1.05	0.14	0.18
	AD-53802.1	0.68	0.79	1.03	0.13	0.13
	AD-53803.1	0.51	0.53	0.77	0.09	0.05
20	AD-53804.1	0.94	0.86	1.05	0.15	0.15
	AD-53805.1	0.95	0.93	1.03	0.12	0.19
	AD-53806.1	0.38	0.45	0.78	0.05	0.12
25	AD-53807.1	0.85	0.95	1.15	0.09	0.24
	AD-53808.1	0.81	0.85	0.93	0.08	0.11
	AD-53809.1	0.50	0.62	0.77	0.00	0.12
	AD-53810.1	0.84	0.82	0.98	0.16	0.22
30	AD-53811.1	0.94	0.95	1.00	0.10	0.11
	AD-53812.1	0.61	0.76	0.97	0.14	0.22
	AD-53813.1	0.67	0.76	0.94	0.01	0.15
35	AD-53814.1	0.58	0.67	0.84	0.11	0.19
	AD-53815.1	0.49	0.50	0.72	0.09	0.17
	AD-53816.1	0.82	0.91	0.93	0.08	0.10
	AD-53817.1	0.92	0.94	1.07	0.13	0.36
40	AD-53818.1	0.83	0.99	0.99	0.07	0.41
	AD-53819.1	0.61	0.75	0.88	0.24	0.16
	AD-53820.1	0.71	0.81	0.92	0.17	0.04
45	AD-53821.1	0.56	0.54	0.68	0.13	0.05
	AD-53822.1	1.24	0.88	1.05	0.12	0.17
	AD-53823.1	1.03	0.86	0.99	0.11	0.18
	AD-53824.1	0.76	0.73	0.93	0.16	0.11
50	AD-53825.1	0.57	0.63	0.82	0.18	0.04
	AD-53826.1	0.54	0.51	0.78	0.08	0.07
	AD-53827.1	0.99	0.91	1.05	0.12	0.08
55	AD-53828.1	0.69	0.77	0.87	0.09	0.16
	AD-53829.1	0.72	0.91	0.95	0.11	0.16
	AD-53830.1	0.48	0.73	0.76	0.11	0.01

EP 2 929 031 B1

(continued)

DUPLEX ID	PCH 500 nM	PCH 100nMAvg	PCH 10nMAvg	PCH 100nM SD	PCH 10nM SD
AD-53831.1	0.97	0.92	1.00	0.22	0.25
AD-53832.1	0.68	0.63	0.81	0.15	0.02
AD-53833.1	0.92	0.90	0.84	0.20	0.03
AD-53834.1	1.15	0.93	0.86	0.16	0.02
AD-53835.1	0.88	0.79	0.81	0.18	0.03
PBS	0.90	1.02	0.99	0.04	0.15

[0433] The modified and conjugated PCSK9 siRNA duplexes were also evaluated for efficacy by transfection assays in three human cell lines. PCSK9 siRNAs were transfected in three different cell lines, HeLa, Hep3B and HepG2 at two doses, 10nM and 0.1nM. The results of these assays are shown in Table 4 and the data are expressed as a fraction of the message remaining relative to control.

[0434] Figure 1 shows that there is a general reproducibility in the silencing activity of the PCSK9 duplexes between the free uptake assays and the transfection assays.

[0435] The IC₅₀ values for selected duplexes by free-uptake in *Cynomologous* cells and by transfection in Hep3B cells are shown in Table 5.

Table 4. PCSK9 efficacy screen by transfection in human cell lines.

DUPLEX ID	Hela, 10nM	Hela, 0.1nM	Hep3b, 10nM	Hep3b, 0.1nM	HepG2, 10nM	HepG2, 0.1nM
AD-48399	0.94	0.90	1.18	1.03	1.34	1.05
AD-48399	0.90	1.03	0.87	0.88	0.84	0.91
AD-48399	0.88	1.14	0.90	0.99	0.92	1.04
AD-48399	1.22	0.97	0.95	0.98	0.81	0.92
AD-48399	1.04	0.81	1.01	1.10	1.03	1.09
AD-48399	1.06	1.20	1.14	1.04	1.16	1.01
AD-48400	0.05	0.63	0.10	0.51	0.17	0.69
AD-48400.4	0.06	0.28	0.14	0.31	0.13	0.32
AD-53649.1	0.84	1.05	1.07	0.94	0.97	1.11
AD-53650.1	0.16	0.87	0.41	0.87	0.52	1.12
AD-53651.1	0.47	0.86	0.49	0.92	0.71	1.08
AD-53652.1	0.34	0.93	0.50	0.96	0.40	1.21
AD-53653.1	0.36	0.99	0.43	1.01	0.52	1.13
AD-53654.1	0.85	1.06	0.99	0.92	0.95	1.06
AD-53656.1	0.46	0.92	0.78	0.98	0.80	0.74
AD-53657.1	0.71	0.97	0.75	1.01	0.81	0.94
AD-53658.1	0.32	0.97	0.50	0.91	0.58	1.05
AD-53659.1	0.11	0.86	0.24	0.93	0.22	0.94
AD-53660.1	0.35	1.12	0.43	0.99	0.44	1.31
AD-53661.1	0.94	1.07	0.85	0.95	0.88	0.92
AD-53663.1	0.82	1.03	0.74	1.06	1.04	1.04
AD-53664.1	0.60	0.94	0.61	1.06	0.85	1.28
AD-53665.1	0.33	1.00	0.55	1.01	0.45	1.12

EP 2 929 031 B1

(continued)

	DUPLEX ID	Hela, 10nM	Hela, 0.1nM	Hep3b, 10nM	Hep3b, 0.1nM	HepG2, 10nM	HepG2, 0.1nM
5	AD-53666.1	0.09	0.98	0.22	0.97	0.21	1.08
	AD-53667.1	0.94	1.07	0.95	0.96	0.95	1.02
	AD-53668.1	0.27	0.88	0.36	1.07	0.35	1.13
	AD-53669.1	0.81	1.02	0.93	1.08	1.35	1.24
10	AD-53670.1	0.55	0.94	0.52	0.48	0.45	1.13
	AD-53671.1	0.68	1.07	0.78	1.02	0.82	1.27
	AD-53672.1	0.22	1.04	0.38	1.06	0.34	1.15
15	AD-53674.1	0.08	0.67	0.15	0.85	0.15	0.80
	AD-53675.1	0.25	1.04	0.43	0.95	0.38	1.04
	AD-53676.1	0.81	0.94	0.90	1.14	0.98	1.06
	AD-53677.1	0.45	0.90	0.70	0.98	0.70	1.14
20	AD-53678.1	0.41	1.02	0.72	1.04	0.70	1.15
	AD-53679.1	0.44	0.93	0.58	0.88	0.50	0.95
	AD-53680.1	0.36	0.99	0.55	0.98	0.52	0.96
25	AD-53681.1	0.33	0.93	0.57	1.12	0.54	1.11
	AD-53682.1	0.84	0.94	0.85	1.06	0.93	1.13
	AD-53683.1	0.65	0.78	0.95	1.05	0.73	1.06
	AD-53684.1	0.57	0.98	0.79	0.92	0.62	1.08
30	AD-53685.1	0.85	0.90	0.94	0.95	0.69	0.98
	AD-53687.1	0.15	0.83	0.39	1.09	0.34	1.23
	AD-53688.1	0.45	0.89	0.72	1.01	0.57	1.19
35	AD-53689.1	0.56	0.93	1.04	1.14	0.59	1.24
	AD-53690.1	0.45	0.79	0.53	1.26	0.41	1.22
	AD-53691.1	0.82	1.03	0.91	1.22	0.57	1.05
40	AD-53692.1	0.68	0.81	0.81	0.89	0.82	1.05
	AD-53693.1	0.61	0.92	0.85	0.81	0.53	1.03
	AD-53694.1	0.59	0.87	0.58	1.01	0.53	0.82
	AD-53695.1	0.91	0.78	1.02	1.23	1.14	1.11
45	AD-53696.1	0.57	0.98	0.82	1.01	0.68	1.05
	AD-53697.1	0.31	1.04	0.40	0.95	0.24	0.90
	AD-53698.1	0.17	0.97	0.31	0.92	0.32	0.84
	AD-53699.1	0.29	1.00	0.47	0.90	0.47	1.23
50	AD-53700.1	0.81	1.07	0.94	0.99	0.97	1.08
	AD-53701.1	0.89	1.07	0.96	0.84	0.65	0.93
	AD-53702.1	0.45	1.03	0.84	1.08	0.72	0.99
55	AD-53703.1	0.18	0.79	0.28	0.97	0.29	0.90
	AD-53704.1	0.77	0.80	0.88	1.06	0.91	0.95
	AD-53705.1	0.63	0.89	0.81	1.06	0.76	0.97

EP 2 929 031 B1

(continued)

	DUPLEX ID	Hela, 10nM	Hela, 0.1nM	Hep3b, 10nM	Hep3b, 0.1nM	HepG2, 10nM	HepG2, 0.1nM
5	AD-53706.1	0.39	0.82	0.41	1.00	0.48	0.88
	AD-53707.1	0.42	0.97	0.60	0.83	0.54	0.80
	AD-53708.1	0.49	0.95	0.82	0.96	1.07	1.09
	AD-53709.1	0.19	0.90	0.43	0.85	0.38	1.05
10	AD-53710.1	0.66	1.00	0.82	0.85	0.69	1.08
	AD-53711.1	0.40	0.90	0.45	0.95	0.23	1.03
	AD-53712.1	0.47	0.99	0.51	0.94	0.62	0.97
15	AD-53713.1	0.52	1.05	0.69	0.83	0.79	0.94
	AD-53714.1	0.43	1.01	0.71	1.11	0.75	1.12
	AD-53715.1	0.23	0.99	0.58	1.24	0.58	1.09
	AD-53716.1	0.39	1.00	0.52	0.98	0.51	0.80
20	AD-53717.1	0.20	0.84	0.33	1.02	0.41	1.09
	AD-53718.1	0.35	1.08	0.33	1.02	0.45	0.97
	AD-53719.1	0.58	0.96	0.74	0.84	0.79	1.01
25	AD-53720.1	0.31	1.00	0.55	1.09	0.48	1.24
	AD-53721.1	0.26	1.02	0.62	0.92	0.49	0.94
	AD-53722.1	0.50	0.99	0.86	0.99	0.87	1.26
	AD-53723.1	0.28	0.86	0.37	0.92	0.54	1.11
30	AD-53724.1	0.18	1.11	0.20	0.98	0.36	1.05
	AD-53725.1	0.47	1.00	0.63	0.95	0.60	1.04
	AD-53726.1	0.19	1.01	0.42	0.96	0.41	1.21
35	AD-53727.1	0.55	0.82	0.77	1.08	0.68	1.35
	AD-53728.1	0.44	0.92	0.65	1.11	0.68	1.44
	AD-53729.1	0.11	0.92	0.25	0.94	0.11	1.01
40	AD-53730.1	0.31	0.91	0.51	1.05	0.59	1.34
	AD-53731.1	0.26	0.63	0.42	0.95	0.44	1.07
	AD-53732.1	0.17	0.87	0.29	0.99	0.36	0.98
	AD-53733.1	1.06	0.72	1.21	1.14	1.07	1.28
45	AD-53734.1	0.79	0.92	0.93	0.98	0.90	1.33
	AD-53735.1	0.54	0.87	0.83	1.12	0.66	1.24
	AD-53736.1	0.40	0.69	0.76	1.09	0.76	1.11
	AD-53737.1	0.29	0.82	0.41	1.04	0.39	0.96
50	AD-53738.1	0.19	0.70	0.24	1.09	0.28	1.10
	AD-53739.1	0.91	0.94	0.72	1.07	0.78	1.09
	AD-53740.1	0.17	1.06	0.42	1.07	0.32	1.05
55	AD-53741.1	0.17	0.91	0.32	0.99	0.41	1.05
	AD-53742.1	0.55	1.07	0.69	0.97	0.72	1.08
	AD-53743.1	0.71	0.99	0.75	0.76	0.58	1.08

EP 2 929 031 B1

(continued)

DUPLEX ID	Hela, 10nM	Hela, 0.1nM	Hep3b, 10nM	Hep3b, 0.1nM	HepG2, 10nM	HepG2, 0.1nM
AD-53744.1	0.13	0.86	0.50	0.69	0.36	0.87
AD-53745.1	0.46	0.91	0.78	0.72	0.87	0.94
AD-53746.1	0.13	0.82	0.23	0.50	0.28	0.90
AD-53747.1	0.29	1.08	0.54	0.77	0.50	1.07
AD-53748.1	0.04	0.22	0.12	0.21	0.20	0.32
AD-53749.1	0.56	0.76	0.48	0.81	0.53	0.85
AD-53750.1	0.61	0.75	0.69	0.81	0.81	1.07
AD-53751.1	0.25	0.69	0.37	0.72	0.26	0.77
AD-53752.1	0.11	0.43	0.13	0.40	0.16	0.61
AD-53753.1	0.70	0.76	0.75	0.92	0.63	1.09
AD-53754.1	0.06	0.31	0.10	0.34	0.12	0.40
AD-53755.1	0.46	0.91	0.66	0.84	0.56	0.79
AD-53757.1	0.61	0.90	0.50	0.89	0.44	0.91
AD-53758.1	0.11	0.31	0.11	0.29	0.11	0.60
AD-53759.1	0.61	0.87	0.57	0.84	0.56	0.98
AD-53760.1	0.05	0.36	0.14	0.42	0.12	0.53
AD-53761.1	0.95	0.99	0.76	0.72	0.55	0.61
AD-53762.1	0.58	1.18	0.74	0.88	0.69	0.88
AD-53763.1	0.16	0.86	0.19	0.64	0.21	0.75
AD-53764.1	0.70	0.91	0.54	0.85	0.59	0.94
AD-53765.1	0.16	0.63	0.38	0.64	0.30	0.87
AD-53766.1	0.09	0.72	0.16	0.67	0.18	0.63
AD-53767.1	0.30	1.14	0.69	0.83	0.71	0.83
AD-53768.1	0.50	0.98	0.75	0.98	0.52	1.06
AD-53769.1	0.36	1.07	0.26	0.62	0.39	0.83
AD-53770.1	0.27	1.08	0.45	1.00	0.44	1.25
AD-53771.1	0.18	0.62	0.19	0.44	0.21	0.65
AD-53772.1	0.12	0.75	0.30	0.66	0.18	0.85
AD-53773.1	0.39	0.98	0.60	0.84	0.19	1.00
AD-53774.1	0.07	0.54	0.25	0.40	0.20	0.71
AD-53776.1	0.33	0.97	0.45	0.94	0.34	0.95
AD-53777.1	0.06	0.39	0.18	0.30	0.11	0.41
AD-53778.1	0.09	0.72	0.24	0.69	0.23	0.78
AD-53779.1	0.47	0.66	0.68	0.67	0.57	0.81
AD-53780.1	0.29	0.93	0.61	0.71	0.42	0.92
AD-53781.1	0.41	0.99	0.38	0.87	0.28	1.09
AD-53782.1	0.56	0.47	0.56	0.89	0.41	1.16
AD-53783.1	0.16	0.68	0.32	0.46	0.34	0.61

EP 2 929 031 B1

(continued)

	DUPLEX ID	Hela, 10nM	Hela, 0.1nM	Hep3b, 10nM	Hep3b, 0.1nM	HepG2, 10nM	HepG2, 0.1nM
5	AD-53784.1	0.15	0.71	0.27	0.72	0.25	0.80
	AD-53785.1	0.17	0.90	0.57	0.71	0.29	0.64
	AD-53786.1	0.11	0.78	0.28	0.48	0.24	0.74
	AD-53787.1	0.34	0.72	0.56	1.04	0.46	0.81
10	AD-53788.1	0.36	0.83	0.46	0.95	0.32	0.65
	AD-53789.1	0.09	0.43	0.18	0.42	0.12	0.47
	AD-53790.1	0.10	0.74	0.30	0.65	0.31	0.81
15	AD-53791.1	0.07	0.51	0.20	0.30	0.16	0.58
	AD-53792.1	0.05	0.40	0.11	0.30	0.17	0.64
	AD-53793.1	0.23	1.19	0.42	0.84	0.45	1.12
	AD-53794.1	0.43	1.15	0.65	0.67	0.42	0.95
20	AD-53795.1	0.08	0.37	0.15	0.34	0.12	0.48
	AD-53796.1	0.07	0.33	0.19	0.49	0.15	0.58
	AD-53797.1	0.10	0.43	0.16	0.39	0.20	0.62
25	AD-53798.1	0.04	0.31	0.09	0.29	0.16	0.60
	AD-53799.1	0.22	0.71	0.30	0.85	0.27	0.85
	AD-53800.1	0.09	0.34	0.16	0.35	0.14	0.51
	AD-53801.1	0.09	0.28	0.25	0.55	0.20	0.54
30	AD-53802.1	0.10	0.31	0.20	0.40	0.15	0.72
	AD-53803.1	0.07	0.27	0.08	0.21	0.14	0.29
	AD-53804.1	0.18	0.57	0.29	0.47	0.27	0.79
35	AD-53805.1	0.69	0.85	0.68	0.85	0.48	1.01
	AD-53806.1	0.07	0.38	0.18	0.43	0.13	0.50
	AD-53807.1	0.29	0.61	0.26	0.71	0.28	0.68
	AD-53808.1	0.15	0.68	0.26	0.50	0.28	0.72
40	AD-53809.1	0.04	0.23	0.17	0.22	0.12	0.31
	AD-53810.1	0.31	0.88	0.30	0.55	0.36	0.85
	AD-53811.1	0.28	0.77	0.33	0.57	0.39	0.87
45	AD-53812.1	0.12	0.69	0.16	0.62	0.22	0.79
	AD-53813.1	0.11	0.33	0.18	0.26	0.17	0.40
	AD-53814.1	0.12	0.59	0.57	0.60	0.29	0.57
	AD-53815.1	0.03	0.27	0.11	0.18	0.18	0.33
50	AD-53816.1	0.16	0.89	0.24	0.62	0.32	0.75
	AD-53817.1	0.26	0.98	0.44	0.69	0.44	1.18
	AD-53818.1	0.12	0.71	0.21	0.55	0.21	0.70
55	AD-53819.1	0.09	0.52	0.12	0.45	0.12	0.46
	AD-53820.1	0.20	0.96	0.27	0.67	0.34	0.74
	AD-53821.1	0.04	0.29	0.10	0.23	0.13	0.29

EP 2 929 031 B1

(continued)

	DUPLEX ID	Hela, 10nM	Hela, 0.1nM	Hep3b, 10nM	Hep3b, 0.1nM	HepG2, 10nM	HepG2, 0.1nM
5	AD-53822.1	0.54	1.05	0.60	0.91	0.48	0.96
	AD-53823.1	0.21	0.76	0.41	0.59	0.33	0.85
	AD-53824.1	0.16	0.78	0.40	0.51	0.36	0.70
	AD-53825.1	0.05	0.40	0.12	0.31	0.24	0.73
10	AD-53826.1	0.04	0.34	0.10	0.21	0.20	0.34
	AD-53827.1	0.40	1.11	0.40	0.84	0.31	1.15
	AD-53828.1	0.17	0.51	0.23	0.55	0.17	1.14
15	AD-53829.1	0.06	0.71	0.21	0.58	0.24	1.21
	AD-53830.1	0.07	0.27	0.06	0.30	0.15	0.43
	AD-53831.1	0.09	0.56	0.21	0.39	0.16	0.95
	AD-53832.1	0.08	0.52	0.26	0.31	0.11	0.76
20	AD-53833.1	1.04	1.05	0.74	1.24	0.60	1.58
	AD-53834.1	0.70	1.14	0.71	0.85	0.38	1.47
	AD-53835.1	0.11	0.43	0.33	0.35	0.09	0.53
25	PBS	0.67	1.13	0.90	0.90	0.99	0.99

Table 5. PCSK9 IC₅₀ values for selected duplexes by free uptake in *Cynomologous* monkey cells and by transfection in the Hep3B human cell line.

	Duplex	Transfection IC50, nM	Free uptake IC50, nM
	AD-53806.1	0.07	18.00
35	AD-53748.1	0.06	16.88
	AD-53815.1	0.05	39.21
	AD-53809.1	0.05	571.00
	AD-53821.1	0.05	55.41
40	AD-53830.1	0.08	ND
	AD-53754.1	0.25	67.42
	AD-53800.1	0.30	ND
45	AD-53798.1	0.04	ND
	AD-53789.1	0.37	ND
	AD-48400.4	0.23	ND

50 **[0436]** AD-48400 was also assayed for *in vivo* efficacy in female mice carrying a human PCSK9 transgene randomly inserted into the genome without disruption of the endogenous PCSK9 gene. Briefly, mice were injected subcutaneously with a single 20 mg/kg dose at Day 0, a single 100 mg/kg dose at Day 0, and five 20 mg/kg doses at Days 0, 1, 2, 3, 4, and 5. Serum was collected at Days -6, -3, 0, 1, 2, 3, 4, and 7 and the amount of PCSK9 protein was determined by ELISA assay. The results of these analyses are depicted in Figure 2 and show that there is a dose response effect with
55 AD-48400 conjugated to GalNAc at all three dosages tested.

[0437] The six most efficacious duplexes identified by the *in vitro* screens described above, were evaluated for *in vivo* efficacy and duration of response. Transgenic PCSK9 mice were injected at Days 0, 1, 2, 3, and 4 with either 5 mg/kg or 25 mg/kg of AD-48400, AD-53830, AD-53806, AD-53815, AD-53748, or AD-53798. Serum PCSK9 protein levels

EP 2 929 031 B1

were determined by ELISA on Days -3, 0, 1, 2, 3, 4, 8, 11, 15, 18, 22, 26, 31, and 36. The results are depicted in Figures 3A and 3B.

Example 3. Lead Optimization.

[0438] Based on the efficacy assays described in Example 2 above, PCSK9 siRNAs based on the parent sequences of AD-53815 and AD-53806 with a variety of chemical modifications were evaluated for efficacy in free uptake assays in primary *Cynomolgous* monkey hepatocytes (PCH) at 200nM, 20nM, 2nM, and 0.2nM. For all doses other than 0.2nM dose, assays were performed twice and data are expressed as the average fraction message remaining relative to control. The 0.2nM dose was assayed a single time. The results of these assays are shown in Table 6.

Table 6. Efficacy screens for lead optimization of AD-53815 and AD-53806 by free uptake in *Cynomolgous* monkey hepatocytes.

Parent duplex	Duplex ID	200nM Avg	20nM Avg	2nM Avg	0.2nM-384	200nM SD	20nM SD	2nM SD
AD-53815	AD-53815.5	0.45	0.48	0.74	0.95	0.05	0.00	0.05
AD-53815	AD-53815.4	0.43	0.54	0.84	0.83	0.00	0.04	0.10
AD-53815	AD-56633.1	0.33	0.52	0.82	0.88	0.04	0.01	0.10
AD-53815	AD-56617.1	0.40	0.65	0.91	1.06	0.03	0.02	0.03
AD-53815	AD-56623.1	0.52	0.61	0.87	1.05	0.03	0.04	0.21
AD-53815	AD-56629.1	0.50	0.62	0.87	1.05	0.04	0.13	0.17
AD-53815	AD-56635.1	0.45	0.71	0.92	1.03	0.03	0.02	0.03
AD-53815	AD-56641.1	0.47	0.73	0.84	1.04	0.04	0.00	0.17
AD-53815	AD-56625.1	0.49	0.55	0.82	1.12	0.01	0.16	0.16
AD-53815	AD-56631.1	0.48	0.57	0.82	1.05	0.04	0.11	0.06
AD-53815	AD-56637.1	0.48	0.58	0.76	1.01	0.01	0.14	0.13
AD-53815	AD-56643.1	0.59	0.77	0.93	1.04	0.05	0.01	0.04
AD-53815	AD-56649.1	0.76	0.87	0.95	1.06	0.02	0.07	0.14
AD-53815	AD-56655.1	0.73	0.86	0.85	0.96	0.01	0.04	0.11
AD-53815	AD-56615.1	0.58	0.70	0.92	0.98	0.00	0.02	0.03
AD-53815	AD-56621.1	0.71	0.76	0.93	0.95	0.18	0.07	0.07
AD-53815	AD-56627.1	0.58	0.72	0.93	0.94	0.01	0.08	0.02
AD-53815	AD-56639.1	0.52	0.57	0.72	0.94	0.16	0.00	0.04
AD-53815	AD-56645.1	0.32	0.49	0.74	0.88	0.03	0.03	0.14
AD-53815	AD-56651.1	0.71	0.94	0.88	0.88	0.08	0.29	0.12
AD-53815	AD-56610.1	0.31	0.57	0.82	0.93	0.02	0.01	0.04
AD-53815	AD-56616.1	0.47	0.68	0.70	1.01	0.06	0.08	0.34
AD-53815	AD-56622.1	0.47	0.66	0.88	0.95	0.06	0.10	0.10
AD-53815	AD-56628.1	1.02	1.15	1.04	0.99	0.00	0.12	0.02
AD-53815	AD-56634.1	0.75	0.90	0.97	1.03	0.11	0.04	0.07
AD-53815	AD-56640.1	0.58	0.76	0.81	1.01	0.10	0.05	0.12
AD-53815	AD-56646.1	0.77	0.94	0.82	0.99	0.09	0.12	0.14
AD-53815	AD-56652.1	0.61	0.74	0.78	0.89	0.00	0.00	0.03

EP 2 929 031 B1

(continued)

	Parent duplex	Duplex ID	200nM Avg	20nM Avg	2nM Avg	0.2nM-384	200nM SD	20nM SD	2nM SD
5	AD-53815	AD-56611.1	0.93	1.02	1.16	0.89	0.05	0.15	0.05
	AD-53815	AD-56647.1	0.38	0.58	0.79	0.94	0.05	0.08	0.00
	AD-53815	AD-56653.1	0.47	0.46	0.63	0.84	0.12	0.04	0.04
10	AD-53815	AD-56612.1	0.41	0.61	0.88	0.85	0.03	0.09	0.09
	AD-53815	AD-56618.1	0.64	0.60	1.03	1.08	0.21	0.09	0.01
	AD-53815	AD-56624.1	0.46	0.61	0.85	1.05	0.04	0.17	0.15
	AD-53815	AD-56630.1	0.49	0.69	0.87	1.01	0.01	0.00	0.15
15	AD-53815	AD-56636.1	0.49	0.57	0.82	1.13	0.01	0.05	0.03
	AD-53815	AD-56642.1	0.43	0.55	0.82	1.09	0.00	0.08	0.03
	AD-53815	AD-56648.1	0.48	0.66	0.80	0.96	0.00	0.04	0.08
20	AD-53815	AD-56654.1	0.43	0.53	0.72	0.84	0.01	0.00	0.07
	AD-53815	AD-56613.1	0.54	0.61	0.81	0.91	0.16	0.08	0.19
	AD-53815	AD-56619.1	0.55	0.67	1.02	1.06	0.04	0.07	0.07
	AD-53815	AD-56614.1	0.42	0.56	0.86	0.90	0.05	0.04	0.10
25	AD-53815	AD-56620.1	0.41	0.52	0.85	0.84	0.01	0.12	0.08
	AD-53815	AD-56626.1	0.59	0.68	0.90	1.12	0.01	0.03	0.10
	AD-53815	AD-56632.1	0.60	0.73	0.91	1.05	0.04	0.09	0.10
30	AD-53815	AD-56638.1	0.68	0.89	0.94	1.19	0.03	0.03	0.18
	AD-53815	AD-56644.1	0.84	0.89	1.09	1.09	0.08	0.08	0.06
	AD-53815	AD-56650.1	0.86	0.95	1.05	1.05	0.10	0.01	0.10
	AD-53815	AD-56656.1	0.53	0.64	0.92	0.88	0.09	0.04	0.14
35	AD-53815	AD-56662.1	0.55	0.61	0.96	1.03	0.02	0.09	0.01
	AD-53815	AD-56668.1	0.76	0.79	0.99	1.10	0.07	0.11	0.06
	AD-53815	AD-56673.1	0.81	0.87	1.12	1.09	0.01	0.15	0.13
40	AD-53815	AD-56678.1	0.84	0.76	1.12	1.05	0.04	0.24	0.05
	AD-53815	AD-56683.1	0.88	0.93	1.08	1.06	0.05	0.10	0.06
	AD-53815	AD-56688.1	0.80	0.86	0.93	0.99	0.10	0.11	0.19
	AD-53815	AD-56657.1	0.45	0.63	0.84	0.88	0.20	0.04	0.09
45	AD-53815	AD-56663.1	0.35	0.49	0.77	1.03	0.00	0.07	0.04
	AD-53815	AD-56669.1	0.53	0.68	0.99	1.11	0.00	0.18	0.03
	AD-53815	AD-56674.1	0.44	0.64	0.84	1.03	0.06	0.01	0.17
50	AD-53815	AD-56679.1	0.52	0.67	0.77	1.01	0.01	0.06	0.14
	AD-53815	AD-56684.1	0.43	0.59	0.84	1.08	0.01	0.03	0.04
	AD-53815	AD-56689.1	0.55	0.57	0.73	0.95	0.09	0.01	0.11
	AD-53815	AD-56693.1	0.45	0.48	0.65	0.84	0.04	0.02	0.11
55	AD-53815	AD-56658.1	0.46	0.55	0.85	0.84	0.21	0.09	0.07
	AD-53815	AD-56664.1	0.35	0.60	0.80	0.91	0.13	0.03	0.14

EP 2 929 031 B1

(continued)

	Parent duplex	Duplex ID	200nM Avg	20nM Avg	2nM Avg	0.2nM-384	200nM SD	20nM SD	2nM SD
5	AD-53815	AD-56670.1	0.62	0.61	0.90	1.11	0.17	0.06	0.00
	AD-53815	AD-56680.1	0.74	0.90	1.00	0.91	0.05	0.01	0.05
	AD-53815	AD-56685.1	0.64	0.64	0.77	1.07	0.15	0.01	0.15
10	AD-53815	AD-56690.1	0.39	0.61	0.75	0.97	0.13	0.03	0.08
	AD-53815	AD-56694.1	0.41	0.53	0.67	0.94	0.01	0.00	0.04
	AD-53815	AD-56659.1	0.57	0.58	0.84	0.95	0.25	0.09	0.05
	AD-53815	AD-56665.1	0.38	0.51	0.78	1.01	0.05	0.07	0.17
15	AD-53815	AD-56671.1	0.32	0.45	0.78	0.94	0.03	0.05	0.01
	AD-53815	AD-56676.1	0.31	0.55	0.81	1.02	0.03	0.13	0.02
	AD-53815	AD-56681.1	0.54	0.75	0.88	1.02	0.02	0.07	0.11
20	AD-53815	AD-56686.1	0.50	0.74	0.86	1.03	0.01	0.10	0.10
	AD-53815	AD-56691.1	0.44	0.56	0.79	1.03	0.01	0.00	0.05
	AD-53815	AD-56695.1	0.37	0.70	0.67	0.89	0.01	0.29	0.11
	AD-53815	AD-56660.1	0.36	0.73	0.83	0.93	0.02	0.22	0.10
25	AD-53815	AD-56666.1	0.39	0.47	0.74	0.94	0.02	0.05	0.13
	AD-53815	AD-56672.1	0.63	0.55	0.87	1.03	0.25	0.10	0.04
	AD-53815	AD-56677.1	0.54	0.70	0.85	0.99	0.24	0.11	0.00
30	AD-53815	AD-56682.1	0.48	0.57	0.90	0.96	0.11	0.09	0.05
	AD-53815	AD-56687.1	0.81	0.94	1.06	1.08	0.07	0.02	0.05
	AD-53815	AD-56692.1	0.45	0.64	0.73	0.95	0.03	0.13	0.05
	AD-53815	AD-56696.1	0.40	0.48	0.66	0.95	0.01	0.04	0.06
35	AD-53815	AD-56661.1	0.52	0.54	0.75	0.98	0.22	0.06	0.04
	AD-53815	AD-56667.1	0.40	0.68	0.87	1.03	0.03	0.03	0.11
	AD-53806	AD-53806.11	0.28	0.44	0.74	0.98	0.05	0.01	0.13
40	AD-53806	AD-53806.13	0.31	0.36	0.65	0.92	0.01	0.08	0.06
	AD-53806	AD-53806.12	0.53	0.56	0.70	1.04	0.00	0.01	0.15
	AD-53806	AD-53806.5	0.34	0.54	0.85	0.87	0.01	0.00	0.10
	AD-53806	AD-53806.6	0.41	0.51	0.77	0.91	0.05	0.04	0.08
45	AD-53806	AD-53806.7	0.39	0.58	0.75	0.97	0.02	0.16	0.14
	AD-53806	AD-53806.8	0.35	0.49	0.69	0.91	0.06	0.03	0.09
	AD-53806	AD-53806.9	0.36	0.55	0.77	1.01	0.04	0.07	0.13
50	AD-53806	AD-53806.10	0.29	0.44	0.73	0.93	0.04	0.10	0.14
	AD-53806	AD-56979.1	0.43	0.50	0.78	0.96	0.01	0.03	0.11
	AD-53806	AD-56979.2	0.32	0.47	0.65	1.02	0.02	0.11	0.05
	AD-53806	AD-56975.3	0.27	0.57	0.72	0.83	0.01	0.16	0.08
55	AD-53806	AD-56975.4	0.55	0.67	0.81	0.92	0.11	0.10	0.04
	AD-53806	AD-56975.5	0.34	0.54	0.71	0.94	0.04	0.22	0.10

EP 2 929 031 B1

(continued)

	Parent duplex	Duplex ID	200nM Avg	20nM Avg	2nM Avg	0.2nM-384	200nM SD	20nM SD	2nM SD
5	AD-53806	AD-56975.1	0.38	0.53	0.74	0.93	0.13	0.14	0.02
	AD-53806	AD-56975.2	0.50	0.62	0.82	0.98	0.09	0.16	0.11
	AD-53806	AD-56983.1	0.49	0.72	0.89	1.11	0.10	0.09	0.21
10	AD-53806	AD-56983.2	0.74	0.89	1.14	1.16	0.10	0.06	0.02
	AD-53806	AD-56983.3	0.91	1.05	1.02	1.04	0.09	0.10	0.08
	AD-53806	AD-56983.4	0.40	0.57	0.83	1.05	0.03	0.02	0.08
	AD-53806	AD-56983.5	0.33	0.51	0.83	0.90	0.03	0.04	0.03
15	AD-53806	AD-56977.3	0.44	0.49	0.62	0.95	0.17	0.16	0.06
	AD-53806	AD-56977.1	0.27	0.58	0.81	0.88	0.06	0.07	0.08
	AD-53806	AD-56977.2	0.41	0.60	0.81	0.90	0.01	0.07	0.12
20	AD-53806	AD-56976.1	0.40	0.64	0.85	0.90	0.14	0.21	0.01
	AD-53806	AD-56976.2	0.37	0.47	0.70	1.01	0.09	0.10	0.13
	AD-53806	AD-56980.1	0.47	0.54	0.83	0.97	0.12	0.02	0.14
	AD-53806	AD-56980.2	0.44	0.55	0.81	1.08	0.15	0.11	0.08
25	AD-53806	AD-56984.1	0.41	0.63	0.81	1.08	0.04	0.07	0.14
	AD-53806	AD-56984.2	0.32	0.58	0.86	1.04	0.02	0.17	0.07
	AD-53806	AD-56987.1	0.37	0.63	0.82	1.11	0.08	0.08	0.05
30	AD-53806	AD-56987.2	0.33	0.59	0.79	1.02	0.05	0.05	0.13
	AD-53806	AD-56991.1	0.36	0.57	0.73	1.08	0.01	0.07	0.18
	AD-53806	AD-56993.1	0.41	0.54	0.75	0.99	0.12	0.09	0.06
	AD-53806	AD-56995.1	0.35	0.45	0.67	1.00	0.07	0.02	0.12
35	AD-53806	AD-56978.1	0.35	0.67	0.88	0.91	0.04	0.22	0.05
	AD-53806	AD-56978.2	0.47	0.55	0.78	1.12	0.03	0.01	0.07
	AD-53806	AD-56981.1	0.45	0.65	0.86	1.08	0.01	0.16	0.15
40	AD-53806	AD-56985.1	0.53	0.61	1.08	1.14	0.02	0.09	0.07
	AD-53806	AD-56988.1	0.62	0.81	0.91	1.13	0.01	0.05	0.20
	AD-53806	AD-56988.2	0.76	0.94	0.85	1.14	0.17	0.10	0.11
	AD-53806	AD-56988.3	0.55	0.79	0.86	1.19	0.04	0.05	0.16
45	AD-53806	AD-56982.1	0.40	0.65	0.84	1.07	0.04	0.10	0.09
	AD-53806	AD-56982.2	0.38	0.50	0.70	1.01	0.03	0.03	0.08
	AD-53806	AD-56986.1	0.45	0.57	0.80	1.12	0.02	0.11	0.15
50	AD-53806	AD-56986.2	0.49	0.59	0.79	1.04	0.01	0.05	0.17
	AD-53806	AD-56989.1	0.69	0.84	0.95	1.12	0.08	0.06	0.12
	AD-53806	AD-56990.1	0.49	0.56	0.79	1.08	0.03	0.02	0.13
55	AD-53806	AD-56992.1	0.61	0.70	0.90	1.14	0.01	0.04	0.14
	AD-53806	AD-56992.2	0.48	0.63	0.87	0.99	0.05	0.10	0.07
	AD-53806	AD-56994.1	0.88	0.89	0.97	1.11	0.02	0.06	0.13

EP 2 929 031 B1

(continued)

	Parent duplex	Duplex ID	200nM Avg	20nM Avg	2nM Avg	0.2nM-384	200nM SD	20nM SD	2nM SD
5	AD-53806	AD-56994.2	0.34	0.42	0.73	0.98	0.01	0.05	0.05
	AD-53806	AD-56996.1	0.50	0.59	0.77	0.95	0.07	0.12	0.10
	AD-53806	AD-57001.1	0.44	0.54	0.77	1.08	0.01	0.05	0.12
10	AD-53806	AD-57007.1	0.62	0.68	0.91	1.11	0.04	0.02	0.19
	AD-53806	AD-57013.1	0.65	0.78	0.94	1.17	0.05	0.04	0.22
	AD-53806	AD-57019.1	0.57	0.74	0.87	1.14	0.01	0.09	0.13
	AD-53806	AD-57022.1	0.46	0.48	0.72	0.98	0.14	0.01	0.17
15	AD-53806	AD-57025.1	0.37	0.47	0.68	0.92	0.04	0.11	0.06
	AD-53806	AD-56997.1	0.41	0.56	0.77	0.88	0.00	0.10	0.09
	AD-53806	AD-57002.1	0.46	0.58	0.81	1.04	0.03	0.03	0.08
20	AD-53806	AD-57008.1	0.68	0.75	0.91	1.13	0.02	0.03	0.15
	AD-53806	AD-57014.1	0.80	0.82	0.99	1.17	0.02	0.01	0.12
	AD-53806	AD-57020.1	0.51	0.53	0.81	1.07	0.17	0.03	0.07
	AD-53806	AD-57020.2	0.37	0.46	0.68	1.02	0.04	0.07	0.13
25	AD-53806	AD-57026.1	0.34	0.51	0.68	0.97	0.01	0.08	0.06
	AD-53806	AD-57003.1	0.76	0.90	0.94	1.11	0.02	0.16	0.11
	AD-53806	AD-57009.1	0.81	0.88	0.93	0.98	0.01	0.03	0.10
30	AD-53806	AD-57015.1	0.72	0.92	0.90	1.04	0.01	0.05	0.15
	AD-53806	AD-57023.1	0.41	0.50	0.75	1.00	0.08	0.07	0.06
	AD-53806	AD-57027.1	0.38	0.46	0.68	0.93	0.11	0.00	0.07
	AD-53806	AD-56998.1	0.45	0.57	0.94	0.98	0.01	0.06	0.11
35	AD-53806	AD-57004.1	0.39	0.61	0.80	1.13	0.03	0.04	0.13
	AD-53806	AD-57010.1	0.43	0.64	0.81	1.00	0.01	0.07	0.15
	AD-53806	AD-57016.1	0.44	0.71	0.80	0.97	0.01	0.25	0.05
40	AD-53806	AD-56999.2	0.49	0.60	0.69	1.04	0.04	0.02	0.16
	AD-53806	AD-56999.1	0.39	0.55	0.68	0.96	0.01	0.09	0.10
	AD-53806	AD-57021.1	0.40	0.58	0.71	1.02	0.03	0.03	0.11
	AD-53806	AD-57024.1	0.41	0.49	0.68	1.02	0.14	0.00	0.10
45	AD-53806	AD-57005.1	0.45	0.56	0.87	1.06	0.03	0.03	0.20
	AD-53806	AD-57011.1	0.53	0.63	0.92	1.02	0.02	0.07	0.10
	AD-53806	AD-57017.1	0.48	0.60	0.81	1.07	0.00	0.01	0.12
50	AD-53806	AD-57000.2	0.50	0.60	0.74	0.93	0.04	0.01	0.02
	AD-53806	AD-57000.3	0.54	0.49	0.72	0.97	0.22	0.08	0.00
	AD-53806	AD-57000.1	0.70	0.76	0.80	0.95	0.02	0.05	0.04
	AD-53806	AD-57006.2	0.48	0.75	0.76	0.94	0.00	0.31	0.12
55	AD-53806	AD-57006.3	0.45	0.57	0.71	0.98	0.08	0.09	0.12
	AD-53806	AD-57006.1	0.64	0.76	0.84	0.97	0.00	0.11	0.10

EP 2 929 031 B1

(continued)

Parent duplex	Duplex ID	200nM Avg	20nM Avg	2nM Avg	0.2nM-384	200nM SD	20nM SD	2nM SD
AD-53806	AD-57012.1	0.53	0.83	0.79	0.93	0.04	0.42	0.02
AD-53806	AD-57018.1	0.67	0.73	0.72	0.93	0.07	0.04	0.03

[0439] siRNAs with a variety of chemical modifications based on the parent sequences of AD-53815 and AD-53806 were also screened for *in vitro* efficacy by transfection in Hep3B cells at 10nM and 0.1nM. The results of this structure-activity relationship screen are shown in Table 7, and are expressed as the average fraction message remaining relative to control +/- SD.

Table 7. Efficacy screens for lead optimization of AD-53815 and AD-53806 by transfection in a human cells.

Parent duplex	Duplex ID	Trans 10nM Avg	Trans 10nM SD	Trans 0.1nM Avg	Trans 0.1nM SD
AD-53815	AD-53815.5	0.14	0.05	0.24	ND
AD-53815	AD-53815.4	0.18	0.07	0.38	ND
AD-53815	AD-56633.1	0.18	0.10	0.24	ND
AD-53815	AD-56617.1	0.13	0.06	0.25	ND
AD-53815	AD-56623.1	0.14	0.05	0.24	ND
AD-53815	AD-56629.1	0.14	0.02	0.17	ND
AD-53815	AD-56635.1	0.12	0.02	0.22	ND
AD-53815	AD-56641.1	0.15	0.01	0.16	ND
AD-53815	AD-56625.1	0.12	0.03	0.29	ND
AD-53815	AD-56631.1	0.13	0.01	0.20	ND
AD-53815	AD-56637.1	0.22	0.14	0.16	ND
AD-53815	AD-56643.1	0.18	0.08	0.16	ND
AD-53815	AD-56649.1	0.16	0.00	0.19	ND
AD-53815	AD-56655.1	0.24	0.11	0.24	ND
AD-53815	AD-56615.1	0.15	0.00	0.32	ND
AD-53815	AD-56621.1	0.20	0.07	0.41	ND
AD-53815	AD-56627.1	0.17	0.04	0.31	ND
AD-53815	AD-56639.1	0.19	0.08	0.24	ND
AD-53815	AD-56645.1	0.19	0.09	0.27	ND
AD-53815	AD-56651.1	0.29	0.09	0.68	ND
AD-53815	AD-56610.1	0.21	0.11	0.23	ND
AD-53815	AD-56616.1	0.16	0.04	0.29	ND
AD-53815	AD-56622.1	0.18	0.07	0.36	ND
AD-53815	AD-56628.1	0.28	0.07	0.60	ND
AD-53815	AD-56634.1	0.16	0.04	0.29	ND
AD-53815	AD-56640.1	0.21	0.09	0.26	ND
AD-53815	AD-56646.1	0.27	0.21	0.37	ND
AD-53815	AD-56652.1	0.26	0.08	0.29	ND
AD-53815	AD-56611.1	0.35	0.11	0.96	ND

EP 2 929 031 B1

(continued)

	Parent duplex	Duplex ID	Trans 10nM Avg	Trans 10nM SD	Trans 0.1nM Avg	Trans 0.1nM SD
5	AD-53815	AD-56647.1	0.17	0.09	0.13	ND
	AD-53815	AD-56653.1	0.17	0.09	0.28	ND
	AD-53815	AD-56612.1	0.17	0.07	0.24	ND
	AD-53815	AD-56618.1	0.14	0.00	0.26	ND
10	AD-53815	AD-56624.1	0.15	0.02	0.27	ND
	AD-53815	AD-56630.1	0.13	0.01	0.24	ND
	AD-53815	AD-56636.1	0.17	0.08	0.22	ND
15	AD-53815	AD-56642.1	0.12	0.03	0.13	ND
	AD-53815	AD-56648.1	0.15	0.05	0.21	ND
	AD-53815	AD-56654.1	0.22	0.10	0.24	ND
	AD-53815	AD-56613.1	0.17	0.07	0.40	ND
20	AD-53815	AD-56619.1	0.21	0.12	0.30	ND
	AD-53815	AD-56614.1	0.12	0.01	0.23	ND
	AD-53815	AD-56620.1	0.12	0.02	0.15	ND
25	AD-53815	AD-56626.1	0.14	0.03	0.20	ND
	AD-53815	AD-56632.1	0.12	0.02	0.21	ND
	AD-53815	AD-56638.1	0.15	0.10	0.23	ND
	AD-53815	AD-56644.1	0.23	0.11	0.17	ND
30	AD-53815	AD-56650.1	0.13	0.03	0.20	ND
	AD-53815	AD-56656.1	0.26	0.03	0.27	ND
	AD-53815	AD-56662.1	0.13	0.06	0.18	ND
35	AD-53815	AD-56668.1	0.19	0.05	0.20	ND
	AD-53815	AD-56673.1	0.18	0.05	0.21	ND
	AD-53815	AD-56678.1	0.17	0.00	0.20	ND
	AD-53815	AD-56683.1	0.29	0.22	0.27	ND
40	AD-53815	AD-56688.1	0.19	0.02	0.18	ND
	AD-53815	AD-56657.1	0.18	0.14	0.34	ND
	AD-53815	AD-56663.1	0.11	0.04	0.18	ND
45	AD-53815	AD-56669.1	0.11	0.02	0.31	ND
	AD-53815	AD-56674.1	0.14	0.00	0.21	ND
	AD-53815	AD-56679.1	0.14	0.05	0.19	ND
	AD-53815	AD-56684.1	0.14	0.03	0.19	ND
50	AD-53815	AD-56689.1	0.18	0.09	0.18	ND
	AD-53815	AD-56693.1	0.19	0.11	0.21	ND
	AD-53815	AD-56658.1	0.19	0.13	0.30	ND
55	AD-53815	AD-56664.1	0.15	0.07	0.20	ND
	AD-53815	AD-56670.1	0.18	0.10	0.26	ND
	AD-53815	AD-56680.1	0.27	0.05	0.31	ND

EP 2 929 031 B1

(continued)

	Parent duplex	Duplex ID	Trans 10nM Avg	Trans 10nM SD	Trans 0.1nM Avg	Trans 0.1nM SD
5	AD-53815	AD-56685.1	0.14	0.02	0.28	ND
	AD-53815	AD-56690.1	0.10	0.03	0.18	ND
	AD-53815	AD-56694.1	0.15	0.06	0.17	ND
	AD-53815	AD-56659.1	0.16	0.04	0.27	ND
10	AD-53815	AD-56665.1	0.14	0.06	0.26	ND
	AD-53815	AD-56671.1	0.11	0.01	0.29	ND
	AD-53815	AD-56676.1	0.14	0.06	0.20	ND
15	AD-53815	AD-56681.1	0.15	0.03	0.30	ND
	AD-53815	AD-56686.1	0.15	0.03	0.26	ND
	AD-53815	AD-56691.1	0.11	0.02	0.16	ND
	AD-53815	AD-56695.1	0.14	0.06	0.24	ND
20	AD-53815	AD-56660.1	0.10	0.03	0.37	ND
	AD-53815	AD-56666.1	0.18	0.13	0.22	ND
	AD-53815	AD-56672.1	0.14	0.02	0.35	ND
25	AD-53815	AD-56677.1	0.15	0.04	0.23	ND
	AD-53815	AD-56682.1	0.14	0.06	0.28	ND
	AD-53815	AD-56687.1	0.24	0.01	0.53	ND
	AD-53815	AD-56692.1	0.09	0.01	0.36	ND
30	AD-53815	AD-56696.1	0.16	0.09	0.26	ND
	AD-53815	AD-56661.1	0.21	0.15	0.48	ND
	AD-53815	AD-56667.1	0.22	0.16	0.26	ND
35	AD-53806	AD-53806.11	0.19	0.05	0.25	0.06
	AD-53806	AD-53806.13	0.21	0.07	0.21	0.16
	AD-53806	AD-53806.12	0.21	0.08	0.21	0.02
	AD-53806	AD-53806.5	0.22	0.01	0.29	0.06
40	AD-53806	AD-53806.6	0.24	0.07	0.33	0.12
	AD-53806	AD-53806.7	0.19	0.02	0.24	0.11
	AD-53806	AD-53806.8	0.20	0.01	0.23	0.05
45	AD-53806	AD-53806.9	0.22	0.01	0.19	0.06
	AD-53806	AD-53806.10	0.17	0.01	0.21	0.07
	AD-53806	AD-56979.1	0.18	0.00	0.29	0.14
	AD-53806	AD-56979.2	0.24	0.11	0.24	0.12
50	AD-53806	AD-56975.3	0.26	0.09	0.28	0.18
	AD-53806	AD-56975.4	0.35	0.02	0.50	0.23
	AD-53806	AD-56975.5	0.17	0.01	0.21	0.18
55	AD-53806	AD-56975.1	0.24	0.09	0.32	0.12
	AD-53806	AD-56975.2	0.19	0.04	0.16	0.02
	AD-53806	AD-56983.1	0.17	0.01	0.32	0.18

EP 2 929 031 B1

(continued)

	Parent duplex	Duplex ID	Trans 10nM Avg	Trans 10nM SD	Trans 0.1nM Avg	Trans 0.1nM SD
5	AD-53806	AD-56983.2	0.28	0.07	0.63	0.15
	AD-53806	AD-56983.3	1.22	0.61	0.83	0.02
	AD-53806	AD-56983.4	0.25	0.10	0.24	0.10
	AD-53806	AD-56983.5	0.17	0.01	0.26	0.15
10	AD-53806	AD-56977.3	0.31	0.11	0.28	0.23
	AD-53806	AD-56977.1	0.22	0.04	0.34	0.12
	AD-53806	AD-56977.2	0.22	0.05	0.29	0.16
15	AD-53806	AD-56976.1	0.21	0.09	0.34	0.20
	AD-53806	AD-56976.2	0.17	0.03	0.25	0.04
	AD-53806	AD-56980.1	0.22	0.04	0.20	0.02
	AD-53806	AD-56980.2	0.19	0.01	0.20	0.06
20	AD-53806	AD-56984.1	0.24	0.11	0.22	0.10
	AD-53806	AD-56984.2	0.19	0.01	0.21	0.10
	AD-53806	AD-56987.1	0.19	0.05	0.29	0.19
25	AD-53806	AD-56987.2	0.24	0.03	0.24	0.09
	AD-53806	AD-56991.1	0.17	0.01	0.17	0.08
	AD-53806	AD-56993.1	0.14	0.09	0.22	0.06
	AD-53806	AD-56995.1	0.19	0.07	0.27	0.13
30	AD-53806	AD-56978.1	0.27	0.12	0.36	0.12
	AD-53806	AD-56978.2	0.24	0.03	0.20	0.01
	AD-53806	AD-56981.1	0.22	0.03	0.28	0.17
35	AD-53806	AD-56985.1	0.21	0.00	0.28	0.04
	AD-53806	AD-56988.1	0.20	0.02	0.24	0.02
	AD-53806	AD-56988.2	0.20	0.03	0.27	0.13
	AD-53806	AD-56988.3	0.23	0.03	0.27	0.01
40	AD-53806	AD-56982.1	0.23	0.06	0.24	0.00
	AD-53806	AD-56982.2	0.21	0.06	0.18	0.07
	AD-53806	AD-56986.1	0.23	0.05	0.20	0.06
45	AD-53806	AD-56986.2	0.24	0.04	0.25	0.13
	AD-53806	AD-56989.1	0.31	0.02	0.43	0.00
	AD-53806	AD-56990.1	0.27	0.00	0.28	0.10
	AD-53806	AD-56992.1	0.27	0.06	0.31	0.01
50	AD-53806	AD-56992.2	0.22	0.10	0.30	0.14
	AD-53806	AD-56994.1	0.97	0.05	0.85	0.09
	AD-53806	AD-56994.2	0.22	0.09	0.26	0.01
55	AD-53806	AD-56996.1	0.18	0.04	0.31	0.08
	AD-53806	AD-57001.1	0.24	0.09	0.23	0.08
	AD-53806	AD-57007.1	0.25	0.01	0.27	0.03

EP 2 929 031 B1

(continued)

Parent duplex	Duplex ID	Trans 10nM Avg	Trans 10nM SD	Trans 0.1nM Avg	Trans 0.1nM SD
AD-53806	AD-57013.1	0.30	0.08	0.33	0.02
AD-53806	AD-57019.1	0.29	0.03	0.28	0.02
AD-53806	AD-57022.1	0.20	0.06	0.21	0.05
AD-53806	AD-57025.1	0.23	0.12	0.25	0.15
AD-53806	AD-56997.1	0.20	0.05	0.25	0.11
AD-53806	AD-57002.1	0.21	0.07	0.28	0.01
AD-53806	AD-57008.1	0.26	0.01	0.31	0.01
AD-53806	AD-57014.1	0.32	0.03	0.43	0.05
AD-53806	AD-57020.1	0.19	0.00	0.23	0.01
AD-53806	AD-57020.2	0.20	0.08	0.28	0.22
AD-53806	AD-57026.1	0.34	0.24	0.37	0.24
AD-53806	AD-57003.1	0.34	0.04	0.45	0.15
AD-53806	AD-57009.1	0.30	0.07	0.40	0.02
AD-53806	AD-57015.1	0.32	0.01	0.47	0.04
AD-53806	AD-57023.1	0.17	0.06	0.27	0.13
AD-53806	AD-57027.1	0.20	0.03	0.19	0.11
AD-53806	AD-56998.1	0.23	0.09	0.29	0.24
AD-53806	AD-57004.1	0.24	0.13	0.30	0.12
AD-53806	AD-57010.1	0.23	0.09	0.23	0.11
AD-53806	AD-57016.1	0.21	0.03	0.23	0.06
AD-53806	AD-56999.2	0.25	0.10	0.35	0.05
AD-53806	AD-56999.1	0.24	0.08	0.28	0.21
AD-53806	AD-57021.1	0.18	0.04	0.29	0.17
AD-53806	AD-57024.1	0.20	0.09	0.28	0.11
AD-53806	AD-57005.1	0.18	0.10	0.29	0.17
AD-53806	AD-57011.1	0.21	0.07	0.26	0.12
AD-53806	AD-57017.1	0.20	0.07	0.29	0.21
AD-53806	AD-57000.2	0.20	0.04	0.29	0.21
AD-53806	AD-57000.3	0.22	0.11	0.30	0.16
AD-53806	AD-57000.1	0.25	0.14	0.38	0.33
AD-53806	AD-57006.2	0.22	0.14	0.31	0.18
AD-53806	AD-57006.3	0.19	0.09	0.31	0.25
AD-53806	AD-57006.1	0.20	0.12	0.41	0.29
AD-53806	AD-57012.1	0.16	0.05	0.36	0.17
AD-53806	AD-57018.1	0.20	0.37	0.10	0.14

[0440] To determine whether any of the siRNAs from the *in vitro* SAR screen are more effective at silencing PCSK9 than the parent siRNA (AD-53815) PCSK9 transgenic mice were administered a single 3 mg/kg dose of the siRNAs shown in Figure 4, and 72 hours post-dosing, PCSK9 protein levels were determined by ELISA assay. The results,

shown in Figure 5, demonstrate that AD-57928 is surprisingly effective at silencing PCSK9. Figure 6 shows that, not only does a single dose of AD-57928 effectively knock-down PCSK9 protein, but there is also a dose response using AD-57928.

Example 4. Split Dosing Study Using AD-57928

[0441] The ability of AD-57928 to suppress expression of PCSK9 protein was assessed by measuring levels of human PCSK9 (hPCSK9) protein in serum of hPCSK9 transgenic mice following administration of AD-57928. AD-57928 was administered subcutaneously using six different dosing schedules that included a "loading phase" during the first week (one dose of 0.5 mg/kg, 1 mg/kg or 2 mg/kg daily for 5 subsequent days), followed by a "maintenance phase" (once or twice weekly dosing of either 0.5 mg/kg, 1 mg/kg or 2 mg/kg for 5 weeks), as is described in Table 8 below. The last dose was administered at day 38. Each dosing schedule was tested using a group of 3 mice that included two males and one female. A control group received injections with PBS.

Table 8. Dosing Schedules for administration of AD-57928

Test Article	Week 1		Weeks 2-6	
	Loading Dose (mg/kg)	Total Dose (mg/kg)	Maintenance dose (mg/kg)	Total Weekly Dose (mg/kg)
PBS	5x	0	2x	0
AD-57928	5x2	10	2x2	4
AD-57928	5x2	10	1x2	2
AD-57928	5x1	5	2x1	2
AD-57928	5x1	5	1x1	1
AD-57928	5x0.5	2.5	2x0.5	1
AD-57928	5x0.5	2.5	1x0.5	0.5

[0442] Serum was collected 3 days prior to administration of the first dose and on days 1, 4, 7, 10, 14, 17, 21, 24, 28, 31, 35, 38, 42, 45, 52, 59 and 65 after the first dose. PCSK9 protein levels in serum were assessed by ELISA assay. The results are shown in Figures 6, 7 and 8.

[0443] Reduced of hPCSK9 serum protein levels were observed 72 hours following the first dose, and were sustained through day 38. Administration of AD-57928 at the loading doses of 5x2 mg/kg, 5x1 mg/kg and 5x0.5 mg/kg resulted in ~90%, ~70% and ~60% reduction of hPCSK9 serum protein levels, respectively (see Figures 6-8). In the group dosed using the 2x maintenance dosing schedule, the reduced levels of hPCSK9 were sustained for 1 week longer than in the group dosed using the 1x maintenance dosing schedule, and returned to baseline 4 weeks after the last dose (see Figures 6-8).

Example 5. Phosphorothioate Titration

[0444] In order to determine the effect of the number and position of phosphorothioate modifications on the ability of dsRNA to inhibit the expression of PCSK9, a number of siRNAs based on the parent sequences of AD-57928, AD-53806 and AD-53830 as shown in Table 9 were prepared and tested. To determine whether any of the siRNAs are more effective at silencing PCSK9 than AD-57928, PCSK9 transgenic mice were administered a single 0.3 mg/kg dose of the siRNA in Table 9, and 72 hours post-dosing, PCSK9 protein levels were determined by ELISA assay. The results, shown in Figure 9, demonstrate that AD-57928 is surprisingly effective at silencing PCSK9. AD-58893, AD-58894, AD-58896, AD-58897, AD-58898 and AD-58899 were also able to silence PCSK9 as compared to the control.

Table 9. siRNAs used in phosphorothiate titration experiment

Duplex ID	Sense Sequence	SEQ ID NO:	Antisense Sequence	SEQ ID NO:	Chemistry
AD-57928	CfsusAfgAfcCfuGfuUfuUfgCfuUfuUfgU fL96	1557	asCfsaAfaAfgCfaAfaaacAfgGfuCfuAfgs asa	1567	TOFFEE with 6 PS, and 3OMe on 3'end of AS
AD-58893	CfsuAfgAfcCfuGfuUfuUfgCfuUfuUfgUf L96	1558	asCfaAfaAfgCfaAfaaacAfgGfuCfuAfgas a	1568	TOFFEE with 3 outer PS
AD-58894	CfusAfgAfcCfuGfuUfuUfgCfuUfuUfgUf L96	1559	aCfsaAfaAfgCfaAfaaacAfgGfuCfuAfgsa a	1569	TOFFEE with 3 inner PS
AD-58895	CfuAfgAfcCfuGfuUfuUfgCfuUfuUfgUfL 96	1560	asCfsaAfaAfgCfaAfaaacAfgGfuCfuAfgs asa	1570	TOFFEE with just 4 antisense PS
AD-58896	CfsusAfgAfcCfuGfuUfuUfgCfuUfuUfgU fL96	1561	aCfaAfaAfgCfaAfaaacAfgGfuCfuAfgaa	1571	TOFFEE with just 2 sense PS
AD-58897	CfsusAfgAfcCfuGfuUfuUfgCfuUfuUfg UfL96	1562	asCfsasAfaAfgCfaAfaaacAfgGfuCfuAfgs sasa	1572	TOFFEE with 9 PS
AD-58898	CfsusAfgAfcCfuGfuUfuUfgCfuUfuUfg UfL96	1563	asCfsaAfaAfgCfsaAfaaacAfgGfuCfuAfs gsasa	1573	TOFFEE with 10PS
AD-58899	CfsusAfgAfcCfuGfuUfuUfgCfuUfuUfg UfL96	1564	asCfsaAfaAfgCfsaAfaaacAfgGfuCfuAfs gsasa	1574	TOFFEE with 11PS
AD-58900	CfsasAfgCfaGfaCfaUfuUfaUfcUfuUfuU fL96	1565	asAfsaAfaGfaUfaAfaugUfcUfgCfuUfgs csu	1575	6PS version of AD-53806
AD-58902	UfsusUfuCfuAfgAfcCfuGfuUfuUfgCfuU fL96	1566	asAfsGcfaAfaAfcAfgguCfuAfgAfaAfas gsu	1576	6PS version of AD-53830

Example 6. Liver Drug Levels of AD-57928 and AD-58895

[0445] The goal of this study was to quantify siRNA levels in the liver of wild-type mice in order to define appropriate conditions for drug level screening. The siRNAs used in the experiment were AD-57928 and AD-58895 (that produced no decrease in PCSK9 protein level in Example 5). AD-58895 was used as a comparator to define timepoints at which a difference in drug level reflective of efficacy is observable.

[0446] A total of 33 C57B6 female mice were used in the experiment (3 mice per group). These mice were administered a single subcutaneous dose of either AD-57928, AD-58895 or PBS as a control. Livers were collected at 4, 24, 48, 72, 96 and 168 hours post-dose. Duplicate tissue aliquots per sample were collected, and the concentration of siRNA in the liver was measured using a newly designed antisense sequence specific qRT-PCR assay. The measured amount of AD-57928 and AD-58895 per gram of liver over time is shown in Figure 10, and the amount of AD-57928 and AD-58895 expressed as a percentage of total theoretical dose is shown in Figure 11. The limit of detection (LOD) of the qRT-PCR assay was ~1 ng/ g of liver, and the assay showed good performance and accurate duplicates reproducibility. The results indicate that AD-57928 is more stable in the liver and AD-58895 is less stable, and both can be detected across all timepoints. At 7 days post dose, the level of AD-57928 is >100 fold above the LOD of the qRT-PCR assay, and the level of AD-58895 is >10 fold above LOD. The concentrations of AD-57928 and AD-58895 differ on average >10 fold according to their predicted stability and the observed efficacy. The timepoint between 72 and 120 hours post dose may be appropriate for siRNA concentration based screens.

Example 7. Optimization of AD-57928

[0447] In order to enhance the *in vivo* activity and stability of AD-57928, additional iRNA agents based on the parent sequences of AD-57928 were prepared and tested (Table 10; the "Sense" sequences in Table 10 are disclosed as SEQ ID NOS: 1653-1658, respectively, in order of appearance, and the "Antisense" sequences are disclosed as SEQ ID NOS: 1659-1664, respectively, in order of appearance; the same sense and antisense sequences disclosed in Table 10 are also disclosed in Figure 12A).

[0448] The unmodified sense and antisense sequences for AD-60212 are:

Sense - 5'- CUAGACCUGUTUUGCUUUUGU - 3' (A-122088.3; SEQ ID NO:1665); and

Antisense - 5'- ACAAAGCAAACAGGUCUAGAA - 3'(A-120190.19; SEQ ID NO:1666).

[0449] In general, these compounds contained fewer 2'-fluoro modifications and fluoro-modified uridines were removed. The *in vitro* potency of these duplexes was tested by transfection of HeLa and Hep3b cells. As shown in Figure 12B, AD-59849, AD-59228, and AD-60212 have IC₅₀ values comparable to the parent (AD-57928).

[0450] The ability of these duplexes to persist *in vivo* in the liver was also determined by administering 1 mg/kg of each duplex to wild-type mice and determining the siRNA level by quantitative PCR. As depicted in Figure 13, all of the duplexes show greater persistence in the liver than the parent duplex starting at the post-120 hours administration timepoint.

[0451] The ability of these duplexes to suppress expression of PCSK9 protein was also assessed *in vivo* by measuring levels of PCSK9 protein, LDL, HDL, total cholesterol (Tc), triglycerides (Tgs), alanine transaminase (ALT), aspartate aminotransferase (AST), and alkaline phosphatase (ALP) in the serum of non-human primates (NHP). The presence of injection site reaction was also monitored. The duplexes were administered using a dosing schedule that included a "loading phase" during the first week (one dose of 2 mg/kg daily for 5 subsequent days, qdx5), followed by a "maintenance phase" (three weekly doses of 2 mg/kg for 3 weeks, qwx3), as is described in Table 11 below.

5
10
15
20
25
30
35
40
45
50
55

Table 10. Additional iRNA Agents.

Duplex	Sense ID	Sense	AntiSense ID	Antisense
AD-57928 (parent)	A-117428	CfsusAfgAfcCfuGfUfuUfgCfuUfuUfgUfL96	A-117429	asCfsaAfaAfgCfaAfaacAfgGfuCfuAfgsasa
AD-59849	A-121244	CfsusAfgAfcCfuGfUfuUfguuuuugul.96	A-121239	asCfsaAfaagCfaAfaacAfgGfucuAfgsasa
AD-60688	A-120188	csusagacCfuGfuuuuugcuuuuuugul.96	A-121239	asCfsaAfaagCfaAfaacAfgGfucuAfgsasa
AD-59223	A-120188	csusagacCfuGfuuuuugcuuuuuugul.96	A-120190	asCfsaAfAfaAfgCfaAfaAfcAfgGfuCfuagsasa
AD-60212	A-122088	csusagacCfuGfudTuugcuuuuuugul.96	A-120190	asCfsaAfAfaAfgCfaAfaAfcAfgGfuCfuagsasa
AD-59228	A-120197	CfsusAfgAfcCfuGfUfuUfgCfsuUfsuUfsgsUfsL96	A-120202	asCfsaAfaAfgCfaAfaacAfgGfuCfsuAfgsasa

Table 11. Dosing Schedules

Test Article	Group Number	N	Dose Level (mg/kg)	Dose Frequency	Cumulative dose (mg/kg)
AD-57928	1	3 females	2	qdx5+qwx3, 8 doses	16
AD-59849	2		2	qdx5+qwx3, 8 doses	16
AD-60688	3		2	qdx5+qwx3, 8 doses	16
AD-59223	4		2	qdx5+qwx3, 8 doses	16
AD-60212	5		2	qdx5+qwx3, 8 doses	16
AD-59228	6		2	qdx5+qwx3, 8 doses	16
Blood : Days -9, -6, -3, 4, 7, 10, 14, 17, 21, 24, 28, 31, 35, 42, 49, 56, 63 (first dose, Day 1)					
Injection site observation: Yes					
Readouts: PCSK9 protein, LDL, HDL, Tc, Trigs, ALT, AST, ALP					

[0452] As shown in Figures 14A and 14B, all compounds except for AD-60688 achieve greater than 80% PCSK9 silencing and individual animals in the AD-60212 group achieve greater than 90% PCSK9 silencing. Figure 15 demonstrates that, in the absence of statins, all compounds except for AD-60688 achieve 60% LDL cholesterol lowering and individual animals in the AD-59223 group achieve up to 77% LDL cholesterol lowering. Surprisingly, and as depicted in Figure 18, the indicated agents maintained cholesterol lowering 46 days following the last dose of the indicated agents. Even more surprisingly, and as depicted in Figure 19, AD-60212 and AD-59849 maintain up to 60% LDL cholesterol lowering to at least day 120 (93 days after the final dose), longer than any effect observed for an RNAi agent *in vivo*, indicating that, following a loading phase, these compounds may be administered at a frequency of once a month, once every two months, once every three months, once every four months, once every five months, or once every six months during the maintenance phase.

Example 8. Preparation of Additional AD-57928-Based PCSK9 Sequences

[0453] Additional iRNA agents based on the parent sequences of AD-57928 were prepared (see Table 12, below) and tested *in vitro* for potency by transfecting HeLa and Hep3B cells with these agents. The IC₅₀ values for these agents are shown in Table 13.

Table 12. PCSK9 sequences

Duplex ID	Sense strand	Sense (5' to 3')	SEQ ID NO:	Antisense	Antisense (5' to 3')	SEQ ID NO:
AD-57928.45	A-117428.1	CfsusAfgAfcCfuGfUfUfuUfgCfuUfuUfgUfL96	1577	A-117429.1	asCfsaAfaAfgCfaAfaacAfgGfuCfuAfgsasa	1605
AD-60928.1	A-122701.2	CfsusAfgAfcCfuGfUfUfuUfgCfuUfuUfgUfL96	1578	A-122702.2	usCfsaAfaAfgCfaAfaacAfgGfuCfuAfgsasa	1606
AD-60929.1	A-122703.2	GfsusAfgAfcCfuGfUfUfuUfgCfuUfuUfgUfL96	1579	A-122704.2	asCfsaAfaAfgCfaAfaacAfgGfuCfuAfgsusu	1607
AD-60930.1	A-122705.2	GfsasAfgAfcCfuGfUfUfuUfgCfuUfuUfgUfL96	1580	A-122706.2	asCfsaAfaAfgCfaAfaacAfgGfuCfuUfcsusu	1608
AD-60931.1	A-122707.3	GfsasUfgAfcCfuGfUfUfuUfgCfuUfuUfgUfL96	1581	A-122708.2	asCfsaAfaAfgCfaAfaacAfgGfuCfuUfcsusu	1609
AD-60932.1	A-122707.4	GfsasUfgAfcCfuGfUfUfuUfgCfuUfuUfgUfL96	1582	A-122709.2	asCfsaAfaAfgCfaAfaacAfgGfuCfuUfcsasa	1610
AD-60933.1	A-122710.2	CfsasUfcAfcCfuGfUfUfuUfgCfuUfuUfgUfL96	1583	A-122711.2	asCfsaAfaAfgCfaAfaacAfgGfuGfaUfgsasa	1611
AD-60934.1	A-122712.2	CfsusUfcUfcCfuGfUfUfuUfgCfuUfuUfgUfL96	1584	A-122713.2	asCfsaAfaAfgCfaAfaacAfgGfaGfaAfgsasa	1612
AD-60927.1	A-122714.2	CfsusAfcUfgCfuGfUfUfuUfgCfuUfuUfgUfL96	1585	A-122715.2	asCfsaAfaAfgCfaAfaacAfgCfaGfaAfgsasa	1613
AD-57928.45	A-117428.1	CfsusAfgAfcCfuGfUfUfuUfgCfuUfuUfgUfL96	1586	A-117429.1	asCfsaAfaAfgCfaAfaacAfgGfuCfuAfgsasa	1614
AD-60906.1	A-117428.1	CfsusAfgAfcCfuGfUfUfuUfgCfuUfuUfgUfL96	1587	A-122309.1	asCfsaAfaAfgCf(Ayh)AfaacAfgGfuCfuAfgsasa	1615
AD-60907.1	A-117428.1	CfsusAfgAfcCfuGfUfUfuUfgCfuUfuUfgUfL96	1588	A-122310.1	asCfsaAfaAfgCfa(Ayh)aacAfgGfuCfuAfgsasa	1616
AD-60908.1	A-117428.1	CfsusAfgAfcCfuGfUfUfuUfgCfuUfuUfgUfL96	1589	A-122311.1	asCfsaAfaAfgCfaAf(Ayh)acAfgGfuCfuAfgsasa	1617
AD-60909.1	A-117428.1	CfsusAfgAfcCfuGfUfUfuUfgCfuUfuUfgUfL96	1590	A-122312.1	asCfsaAfaAfgCfaAfa(Ayh)cAfgGfuCfuAfgsasa	1618
AD-60910.1	A-117428.1	CfsusAfgAfcCfuGfUfUfuUfgCfuUfuUfgUfL96	1591	A-122313.1	asCfsaAfaAfgCf(Ayh)AfaacAf(Gyh)GfuCf(Uyh)Afgsasa	1619
AD-60911.1	A-122307.1	Uf(Uyh)Uf(Gyh)UfL96	1592	A-117429.1	asCfsaAfaAfgCfaAfaacAfgGfuCfuAfgsasa	1620
AD-60912.1	A-122308.1	Uf(Uyh)Uf(Gyh)UfL96	1593	A-117429.1	asCfsaAfaAfgCfaAfaacAfgGfuCfuAfgsasa	1621
AD-60913.1	A-122307.1	Cfsus(Ayh)(Gyh)(Ayh)(Cyh)CfuGfuUfuUf(Gyh)Cf(Uyh)Uf(Uyh)Uf(Gyh)UfL96	1594	A-122309.1	asCfsaAfaAfgCf(Ayh)AfaacAfgGfuCfuAfgsasa	1622
AD-60914.1	A-122307.1	Uf(Uyh)Uf(Gyh)UfL96	1595	A-122310.1	asCfsaAfaAfgCfa(Ayh)aacAfgGfuCfuAfgsasa	1623
AD-60915.1	A-122307.1	Uf(Uyh)Uf(Gyh)UfL96	1596	A-122311.1	asCfsaAfaAfgCfaAf(Ayh)acAfgGfuCfuAfgsasa	1624
AD-57928.45	A-117428.1	CfsusAfgAfcCfuGfUfUfuUfgCfuUfuUfgUfL96	1597	A-117429.1	asCfsaAfaAfgCfaAfaacAfgGfuCfuAfgsasa	1625

5
10
15
20
25
30
35
40
45
50
55

(continued)

Duplex ID	Sense strand	Sense (5' to 3')	SEQ ID NO:	Antisense	Antisense (5' to 3')	SEQ ID NO:
AD-60916.1	A-122307.1	Cfsus(Ayh)(Gyh)(Ayh)(Cyh)CfuGfuUfuUf(Gyh)Cf(Uyh) Uf(Uyh)Uf(Gyh)UfL96	1598	A-122312.1	asCfsaAfaAfgCfaAfa(Ayh)cAfgGfuCfuAfgsasa asCfsaAfaAfgCf(Ayh)AfaacAf(Gyh)GfuCf(Uyh)Afg	1626
AD-60917.1	A-122307.1	Uf(Uyh)Uf(Gyh)UfL96 (Cyh)u(Ayh)(Gyh)(Ayh)(Cyh)CfuGfuUfuUf(Gyh)Cf(Uyh)	1599	A-122313.1	sasa	1627
AD-60918.1	A-122308.1	Uf(Uyh)Uf(Gyh)UfL96 (Cyh)u(Ayh)(Gyh)(Ayh)(Cyh)CfuGfuUfuUf(Gyh)Cf(Uyh)	1600	A-122309.1	asCfsaAfaAfgCf(Ayh)AfaacAfgGfuCfuAfgsasa	1628
AD-60919.1	A-122308.1	Uf(Uyh)Uf(Gyh)UfL96 (Cyh)u(Ayh)(Gyh)(Ayh)(Cyh)CfuGfuUfuUf(Gyh)Cf(Uyh)	1601	A-122310.1	asCfsaAfaAfgCfa(Ayh)aacAfgGfuCfuAfgsasa	1629
AD-60920.1	A-122308.1	Uf(Uyh)Uf(Gyh)UfL96 (Cyh)u(Ayh)(Gyh)(Ayh)(Cyh)CfuGfuUfuUf(Gyh)Cf(Uyh)	1602	A-122311.1	asCfsaAfaAfgCfaAf(Ayh)acAfgGfuCfuAfgsasa	1630
AD-60921.1	A-122308.1	Uf(Uyh)Uf(Gyh)UfL96 (Cyh)u(Ayh)(Gyh)(Ayh)(Cyh)CfuGfuUfuUf(Gyh)Cf(Uyh)	1603	A-122312.1	asCfsaAfaAfgCfaAfa(Ayh)cAfgGfuCfuAfgsasa asCfsaAfaAfgCf(Ayh)AfaacAf(Gyh)GfuCf(Uyh)Afg	1631
AD-60922.1	A-122308.1	Uf(Uyh)Uf(Gyh)UfL96	1604	A-122313.1	sasa	1632

EP 2 929 031 B1

Table 13. IC₅₀ values for the iRNA agents identified in Table 12.

Duplex ID	HeLa IC ₅₀ (nM)	Hep3b IC ₅₀ (nM)
AD-57928.47	0.0026	0.0005
AD-60928.1	0.0000	0.0009
AD-60929.1	0.0010	0.0027
AD-60930.1	0.0055	0.0019
AD-60931.1	0.0028	0.0019
AD-60932.1	0.0039	0.0036
AD-60933.1	0.0349	0.1518
AD-60934.1	0.2115	0.5420
AD-60927.1	>10	-
AD-57928.45	<3.57225e-005	0.0007
AD-60906.1	0.0048	0.0007
AD-60907.1	0.0001	<3.57225e-005
AD-60908.1	0.0003	0.0072
AD-60909.1	-	0.0142
AD-60910.1	0.0001	0.0030
AD-60911.1	0.0955	0.1935
AD-60912.1	0.1834	0.4106
AD-60913.1	0.2693	0.5715
AD-60914.1	0.2292	0.4319
AD-60915.1	0.2069	0.3185
AD-57928.45	0.0057	0.0027
AD-60916.1	0.0802	0.2040
AD-60917.1	0.1420	0.0976
AD-60918.1	0.4101	0.3268
AD-60919.1	0.3202	0.5143
AD-60920.1	0.5199	0.5978
AD-60921.1	0.7969	2.0875
AD-60922.1	1.1078	1.0307

Example 9. Repeat-Dose Efficacy of AD-57928

[0454] The repeat-dose efficacy of AD-57928 in suppressing expression of PCSK9 protein was assessed *in vivo* by measuring the levels of PCSK9 protein, LDL, HDL, total cholesterol (Tc), triglycerides (Tgs), alanine transaminase (ALT), aspartate aminotransferase (AST), and alkaline phosphatase (ALP) in the serum of non-human primates (NHP). The presence of injection site reaction was also monitored. AD-57928 duplexes were subcutaneously administered using the dosing schedules described in Table 14 below. Group 5 animals were re-dosed with a single 25 mg/kg dose on day 92. One additional group of animals was administered a single dose of 25 mg/kg. "2xw" is two times per week; "q2w" is once every two weeks; and "q1w" is once per week.

Table 14. Dosing Schedules

Test Article	Group Number	N	Dose Level (mg/kg)	Dose Frequency	Cumulative dose (mg)
AD-57928	1	3 females	1	2xw, 12 doses	12
	2		2	2xw, 12 doses	24
	3		1	q2w, 6 doses	6
	4		2	q2w, 6 doses	12
	5		0.5	q1w, 6 doses	3
	6		1	q1w, 10 doses	10
	7		2	q1w, 10 doses	20

Blood : Days -9, -6, -3, 1 (pre-bleeds) 3-129 (efficacy bleeds)
Injection site observation: Yes
Readouts: PCSK9 protein, LDL, HDL, Tc, Trigs, ALT, AST, ALP

[0455] As depicted in Figure 16A, the most effective regimen for lowering LDL was a twice weekly regimen (2xw) which achieved about a 60% reduction in LDL levels. The same cumulative dose administered less frequently was less efficacious than the twice a week regimen. Figure 16B demonstrates that the 2xw regimen achieved greater than 80% PCSK9 silencing.

[0456] Figures 17A and 17B demonstrate that a single 25 mg/kg dose of AD-57928 has the same onset of LDL and PCSK9 lowering, the same nadir of PCSK9 and LDL lowering, and equivalent rate of LDL lowering as a lower multiple-dose of 2 mg/kg AD-57928 administered two times per week (2xw). These graphs also demonstrate that there is a trend towards faster PCSK9 lowering with the single 25 mg/kg dose and that recovery of both PCSK9 levels and LDL levels starts about 20 days after nadir is reached (day 7) for the 25 mg/kg single dose. The nadir for the 25 mg/kg single dose is at Day 7.

Example 10. Tolerability of Optimized AD-57928 iRNA Agents

[0457] The additional iRNA agents prepared based on the parent sequences of AD-57928 described in Figure 12A (and Table 10) were assessed for tolerability in rats. Male rats were subcutaneously administered 225 mg/kg of the indicated iRNA agents on days 1, 8, and 15, and sacrificed and necropsied on day 16 (see Table 15). The animals were observed for any clinical symptoms on a daily basis and the body weights of the animals were determined pre-study and weekly during the study. On day 16, blood from the animals was assessed hematologically, for coagulation and for serum chemistry; the drug metabolism and pharmacokinetics of the agents were determined using liver samples from the animals; and the heart, lungs (insufflated), kidneys, liver, spleen, testes, and first and last injection sites were analyzed for any changes. There were no changes in clinical signs, visual injection site observations, serum chemistry, coagulation or microscopic pathology of the liver, spleen lung, heart, or testes. Table 16 provides a summary of the liver weights, the final body weights, the results of the hematological analyses and the pathology severity scores for the final injection sites and kidneys for each agent tested.

Table 15. Dosing Schedules

Dose Group	TA	Dose (mg/kg)	Dose Vol. (mL/ kg)	No. Males	Dosing Schedule	Nx Day
1	PBS	0	5	3	SC on Days 1, 8, and 15	Day 16
2	AD-57928 (parent)	225		3		
3	AD-59849	225		3		
4	AD-59223	225		3		

EP 2 929 031 B1

(continued)

Dose Group	TA	Dose (mg/kg)	Dose Vol. (mL/ kg)	No. Males	Dosing Schedule	Nx Day
5	AD-59228	225		3		
6	AD-60688	225		3		
7	AD-60212	225		3		

Table 16. Tolerability Summary

	<u>AD-57928 (parent)</u>	<u>AD-59849</u>	<u>AD-59223</u>	<u>AD-59228</u>	<u>AD-60688</u>	<u>AD-60212</u>
<u>No. PS</u>	<u>6</u>	<u>6</u>	<u>6</u>	<u>13</u>	<u>6</u>	<u>6</u>
<u>No. 2°F</u>	<u>21</u>	<u>15</u>	<u>12</u>	<u>21</u>	<u>9</u>	<u>12</u>
<u>No. dT</u>	<u>0</u>	<u>0</u>	<u>0</u>	<u>0</u>	<u>0</u>	<u>1</u>
<u>[Liver] (µg/g)</u>	<u>907±62</u>	<u>1139±160</u>	<u>1277±231</u>	<u>1999±424</u>	<u>1624±147</u>	<u>1258±286</u>
<u>Final BW (% from control)</u>	<u>-2.1%</u>	<u>-4.6%</u>	<u>-2.1%</u>	<u>-6.8%</u>	<u>-0.5%</u>	<u>-2.9%</u>
<u>Day 16 Hematology</u>	<u>No Change</u>	<u>No Change</u>	<u>↑WBC, ↑LYM, hemolysis</u>	<u>No Change</u>	<u>No Change</u>	<u>No Change</u>
<u>Day 16 Final Inj. Site Inflammation</u>	<u>3/3 (1.7)</u>	<u>3/3 (1.3)</u>	<u>2/3 (1.5)</u>	<u>3/3 (2.3)</u>	<u>2/3 (1.0)</u>	<u>3/3 (1.3)</u>
<u>Day 16 Basophilic Granules, Kidney</u>	<u>3/3 (2.0)</u>	<u>3/3 (2.3)</u>	<u>3/3 (1.0)</u>	<u>3/3 (2.0)</u>	<u>3/3 (1.3)</u>	<u>3/3 (1.3)</u>
Pathology Severity Scores: 1 = minimal; 2 = slight; 3 = moderate BW = Body Weight WBC = White Blood Cell LYM = Lymphocytes						

SEQUENCE LISTING

[0458]

<110> ALNYLAM PHARMACEUTICALS

<120> PCSK9 IRNA COMPOSITIONS AND METHODS OF USE THEREOF

<130> 121301-00420

<140> NEW APPLICATION

<141> Concurrently Herewith

<150> 61/892,188

<151> 2013-10-17

<150> 61/886,916

<151> 2013-10-04

<150> 61/793,530

<151> 2013-03-15

EP 2 929 031 B1

<150> 61/733,518

<151> 2012-12-05

<160> 1666

5

<170> PatentIn version 3.5

<210> 1

<211> 16

10

<212> PRT

<213> Unknown

<220>

<221> source

15

<223> /note="Description of Unknown: Exemplary hydrophobic membrane translocation peptide"

<400> 1

20

Ala Ala Val Ala Leu Leu Pro Ala Val Leu Leu Ala Leu Leu Ala Pro
1 5 10 15

<210> 2

<211> 11

25

<212> PRT

<213> Unknown

<220>

<221> source

30

<223> /note="Description of Unknown: RFGF analogue peptide"

<400> 2

35

Ala Ala Leu Leu Pro Val Leu Leu Ala Ala Pro
1 5 10

<210> 3

<211> 13

40

<212> PRT

<213> Human immunodeficiency virus

<400> 3

45

Gly Arg Lys Lys Arg Arg Gln Arg Arg Arg Pro Pro Gln
1 5 10

<210> 4

<211> 16

50

<212> PRT

<213> Drosophila sp.

<400> 4

55

Arg Gln Ile Lys Ile Trp Phe Gln Asn Arg Arg Met Lys Trp Lys Lys
1 5 10 15

<210> 5

<211> 19

<212> DNA

EP 2 929 031 B1

<213> Artificial Sequence

<220>
<221> source
5 <223> /note="Description of Artificial Sequence: Synthetic primer"

<400> 5
gcatcctggg ctacactga 19

10 <210> 6
<211> 20
<212> DNA
<213> Artificial Sequence

15 <220>
<221> source
<223> /note="Description of Artificial Sequence: Synthetic primer"

20 <400> 6
tgggtgtcgc tgtgaagtc 20

<210> 7
<211> 16
<212> DNA
25 <213> Artificial Sequence

<220>
<221> source
<223> /note="Description of Artificial Sequence: Synthetic probe"

30 <400> 7
ccagggtggtc tcctcc 16

<210> 8
35 <211> 17
<212> DNA
<213> Artificial Sequence

<220>
40 <221> source
<223> /note="Description of Artificial Sequence: Synthetic primer"

<400> 8
45 acgtggctgg cattgca 17

<210> 9
<211> 23
<212> DNA
<213> Artificial Sequence

50 <220>
<221> source
<223> /note="Description of Artificial Sequence: Synthetic primer"

55 <400> 9
aagtgatca gtctctgcct caa 23

<210> 10

<211> 22
 <212> DNA
 <213> Artificial Sequence
 5 <220>
 <221> source
 <223> /note="Description of Artificial Sequence: Synthetic probe"
 <400> 10
 10 catgatgctg tctgccgagc cg 22
 <210> 11
 <211> 21
 <212> DNA
 15 <213> Artificial Sequence
 <220>
 <221> source
 <223> /note="Description of Artificial Sequence: Synthetic oligonucleotide"
 20 <220>
 <221> source
 <223> /note="Description of Combined DNA/RNA Molecule: Synthetic oligonucleotide"
 25 <400> 11
 cuuacgcuga guacuucgat t 21
 <210> 12
 <211> 21
 30 <212> DNA
 <213> Artificial Sequence
 <220>
 <221> source
 35 <223> /note="Description of Artificial Sequence: Synthetic oligonucleotide"
 <220>
 <221> source
 <223> /note="Description of Combined DNA/RNA Molecule: Synthetic oligonucleotide"
 40 <400> 12
 ucgaaguacu cagcguaagt t 21
 <210> 13
 45 <211> 21
 <212> RNA
 <213> Artificial Sequence
 <220>
 <221> source
 50 <223> /note="Description of Artificial Sequence: Synthetic oligonucleotide"
 <400> 13
 55 cgaggacggc gacuacgagg a 21
 <210> 14
 <211> 21
 <212> RNA

EP 2 929 031 B1

<213> Artificial Sequence

<220>
<221> source
5 <223> /note="Description of Artificial Sequence: Synthetic oligonucleotide"

<400> 14
accgcugcgc caaggauccg u 21

10 <210> 15
<211> 21
<212> RNA
<213> Artificial Sequence

15 <220>
<221> source
<223> /note="Description of Artificial Sequence: Synthetic oligonucleotide"

20 <400> 15
gcugcgcaa ggauccgugg a 21

<210> 16
<211> 21
<212> RNA
25 <213> Artificial Sequence

<220>
<221> source
<223> /note="Description of Artificial Sequence: Synthetic oligonucleotide"

30 <400> 16
cuacguggug gugcugaagg a 21

<210> 17
35 <211> 21
<212> RNA
<213> Artificial Sequence

<220>
40 <221> source
<223> /note="Description of Artificial Sequence: Synthetic oligonucleotide"

<400> 17
45 cccgccgggg auaccucacc a 21

<210> 18
<211> 21
<212> RNA
50 <213> Artificial Sequence

<220>
<221> source
<223> /note="Description of Artificial Sequence: Synthetic oligonucleotide"

55 <400> 18
ccgccgggga uaccucacca a 21

<210> 19

EP 2 929 031 B1

<211> 21
<212> RNA
<213> Artificial Sequence

5 <220>
<221> source
<223> /note="Description of Artificial Sequence: Synthetic oligonucleotide"

<400> 19
10 gccggggaua ccucaccaag a 21

<210> 20
<211> 21
<212> RNA
15 <213> Artificial Sequence

<220>
<221> source
<223> /note="Description of Artificial Sequence: Synthetic oligonucleotide"

20 <400> 20
ccggggauac cucaccaaga u 21

<210> 21
25 <211> 21
<212> RNA
<213> Artificial Sequence

<220>
30 <221> source
<223> /note="Description of Artificial Sequence: Synthetic oligonucleotide"

<400> 21
35 auaccucacc aagauccgc a 21

<210> 22
<211> 21
<212> RNA
40 <213> Artificial Sequence

<220>
<221> source
<223> /note="Description of Artificial Sequence: Synthetic oligonucleotide"

45 <400> 22
caccaagauc cugcaugucu u 21

<210> 23
<211> 21
50 <212> RNA
<213> Artificial Sequence

<220>
<221> source
55 <223> /note="Description of Artificial Sequence: Synthetic oligonucleotide"

<400> 23
caagauccug caugucuucc a 21

EP 2 929 031 B1

<210> 24
<211> 21
<212> RNA
<213> Artificial Sequence
5

<220>
<221> source
<223> /note="Description of Artificial Sequence: Synthetic oligonucleotide"
10

<400> 24
guugcccau gucgacuaca u 21

<210> 25
<211> 21
<212> RNA
<213> Artificial Sequence
15

<220>
<221> source
<223> /note="Description of Artificial Sequence: Synthetic oligonucleotide"
20

<400> 25
gcccgauguc gacuacaugc a 21
25

<210> 26
<211> 21
<212> RNA
<213> Artificial Sequence
30

<220>
<221> source
<223> /note="Description of Artificial Sequence: Synthetic oligonucleotide"
35

<400> 26
ccaugucgac uacaucgagg a 21
40

<210> 27
<211> 21
<212> RNA
<213> Artificial Sequence
45

<220>
<221> source
<223> /note="Description of Artificial Sequence: Synthetic oligonucleotide"
50

<400> 27
ucgacuacau cgaggaggac u 21
55

<210> 28
<211> 21
<212> RNA
<213> Artificial Sequence
60

<220>
<221> source
<223> /note="Description of Artificial Sequence: Synthetic oligonucleotide"
65

<400> 28

EP 2 929 031 B1

acuacaucga ggaggacucc u 21

<210> 29
<211> 21
5 <212> RNA
<213> Artificial Sequence

<220>
<221> source
10 <223> /note="Description of Artificial Sequence: Synthetic oligonucleotide"

<400> 29
uacaucgagg aggacuccuc u 21

15 <210> 30
<211> 21
<212> RNA
<213> Artificial Sequence

20 <220>
<221> source
<223> /note="Description of Artificial Sequence: Synthetic oligonucleotide"

25 <400> 30
ucgaggagga cuccucuguc u 21

30 <210> 31
<211> 21
<212> RNA
<213> Artificial Sequence

35 <220>
<221> source
<223> /note="Description of Artificial Sequence: Synthetic oligonucleotide"

40 <400> 31
cgaggaggac uccucugucu u 21

45 <210> 32
<211> 21
<212> RNA
<213> Artificial Sequence

50 <220>
<221> source
<223> /note="Description of Artificial Sequence: Synthetic oligonucleotide"

55 <400> 32
guaccggcg gaugauacc a 21

<210> 33
<211> 21
<212> RNA
<213> Artificial Sequence

<220>
<221> source
<223> /note="Description of Artificial Sequence: Synthetic oligonucleotide"

EP 2 929 031 B1

<400> 33
ccugguggag guguaucucc u 21

5
<210> 34
<211> 21
<212> RNA
<213> Artificial Sequence

10
<220>
<221> source
<223> /note="Description of Artificial Sequence: Synthetic oligonucleotide"

15
<400> 34
cugguggagg uguaucuccu a 21

20
<210> 35
<211> 21
<212> RNA
<213> Artificial Sequence

25
<220>
<221> source
<223> /note="Description of Artificial Sequence: Synthetic oligonucleotide"

30
<400> 35
gguggaggug uaucuccuag a 21

35
<210> 36
<211> 21
<212> RNA
<213> Artificial Sequence

40
<220>
<221> source
<223> /note="Description of Artificial Sequence: Synthetic oligonucleotide"

45
<400> 36
uggaggugua ucuccuagac a 21

50
<210> 37
<211> 21
<212> RNA
<213> Artificial Sequence

55
<220>
<221> source
<223> /note="Description of Artificial Sequence: Synthetic oligonucleotide"

<400> 37
agguguaucu ccuagacacc a 21

<210> 38
<211> 21
<212> RNA
<213> Artificial Sequence

<220>
<221> source

EP 2 929 031 B1

<223> /note="Description of Artificial Sequence: Synthetic oligonucleotide"

<400> 38
guaucuccua gacaccagca u 21

5

<210> 39
<211> 21
<212> RNA
<213> Artificial Sequence

10

<220>
<221> source
<223> /note="Description of Artificial Sequence: Synthetic oligonucleotide"

15

<400> 39
uaucuccuag acaccagcau a 21

<210> 40
<211> 21
<212> RNA
<213> Artificial Sequence

20

<220>
<221> source
<223> /note="Description of Artificial Sequence: Synthetic oligonucleotide"

25

<400> 40
ucuccuagac accagcauac a 21

<210> 41
<211> 21
<212> RNA
<213> Artificial Sequence

30

<220>
<221> source
<223> /note="Description of Artificial Sequence: Synthetic oligonucleotide"

35

<400> 41
uccuagacac cagcauacag a 21

<210> 42
<211> 21
<212> RNA
<213> Artificial Sequence

40

<220>
<221> source
<223> /note="Description of Artificial Sequence: Synthetic oligonucleotide"

45

<400> 42
agacaccagc auacagagug a 21

<210> 43
<211> 21
<212> RNA
<213> Artificial Sequence

50

55

EP 2 929 031 B1

<220>
<221> source
<223> /note="Description of Artificial Sequence: Synthetic oligonucleotide"
5 <400> 43
caccagcaua cagagugacc a 21

<210> 44
<211> 21
10 <212> RNA
<213> Artificial Sequence

<220>
<221> source
15 <223> /note="Description of Artificial Sequence: Synthetic oligonucleotide"

<400> 44
uacagaguga ccaccgggaa a 21

20 <210> 45
<211> 21
<212> RNA
<213> Artificial Sequence

25 <220>
<221> source
<223> /note="Description of Artificial Sequence: Synthetic oligonucleotide"

30 <400> 45
acagagugac caccgggaaa u 21

<210> 46
<211> 21
<212> RNA
35 <213> Artificial Sequence

<220>
<221> source
<223> /note="Description of Artificial Sequence: Synthetic oligonucleotide"
40

<400> 46
gagugaccac cgggaaucg a 21

<210> 47
45 <211> 21
<212> RNA
<213> Artificial Sequence

<220>
50 <221> source
<223> /note="Description of Artificial Sequence: Synthetic oligonucleotide"

<400> 47
55 ggaaaucgag ggcaggguca u 21

<210> 48
<211> 21
<212> RNA

EP 2 929 031 B1

<213> Artificial Sequence

<220>
<221> source
5 <223> /note="Description of Artificial Sequence: Synthetic oligonucleotide"

<400> 48
aaucgagggc aggucaugg u 21

10 <210> 49
<211> 21
<212> RNA
<213> Artificial Sequence

15 <220>
<221> source
<223> /note="Description of Artificial Sequence: Synthetic oligonucleotide"

20 <400> 49
gcaggguc au ggucaccgac u 21

<210> 50
<211> 21
<212> RNA
25 <213> Artificial Sequence

<220>
<221> source
<223> /note="Description of Artificial Sequence: Synthetic oligonucleotide"

30 <400> 50
cagggucaug gucaccgacu u 21

<210> 51
<211> 21
<212> RNA
35 <213> Artificial Sequence

<220>
<221> source
<223> /note="Description of Artificial Sequence: Synthetic oligonucleotide"

40 <400> 51
ggucaugguc accgacuucg a 21

45 <210> 52
<211> 21
<212> RNA
<213> Artificial Sequence

50 <220>
<221> source
<223> /note="Description of Artificial Sequence: Synthetic oligonucleotide"

55 <400> 52
ucauggucac cgacuucgag a 21

<210> 53

EP 2 929 031 B1

<211> 21
<212> RNA
<213> Artificial Sequence

5 <220>
<221> source
<223> /note="Description of Artificial Sequence: Synthetic oligonucleotide"

10 <400> 53
aggacgggac ccgcuuccac a 21

<210> 54
<211> 21
<212> RNA
15 <213> Artificial Sequence

<220>
<221> source
<223> /note="Description of Artificial Sequence: Synthetic oligonucleotide"

20 <400> 54
cgggaccgc uuccacagac a 21

<210> 55
25 <211> 21
<212> RNA
<213> Artificial Sequence

<220>
30 <221> source
<223> /note="Description of Artificial Sequence: Synthetic oligonucleotide"

<400> 55
35 uccacagaca ggccagcaag u 21

<210> 56
<211> 21
<212> RNA
<213> Artificial Sequence

40 <220>
<221> source
<223> /note="Description of Artificial Sequence: Synthetic oligonucleotide"

45 <400> 56
ccugcgcgug cucaacugcc a 21

<210> 57
<211> 21
50 <212> RNA
<213> Artificial Sequence

<220>
<221> source
55 <223> /note="Description of Artificial Sequence: Synthetic oligonucleotide"

<400> 57
cugcgcgugc ucaacugcca a 21

EP 2 929 031 B1

<210> 58
<211> 21
<212> RNA
<213> Artificial Sequence
5

<220>
<221> source
<223> /note="Description of Artificial Sequence: Synthetic oligonucleotide"
10

<400> 58
cgugcucaac ugccaaggga a 21

<210> 59
<211> 21
15
<212> RNA
<213> Artificial Sequence

<220>
<221> source
20
<223> /note="Description of Artificial Sequence: Synthetic oligonucleotide"

<400> 59
caccucaua ggccuggagu u 21
25

<210> 60
<211> 21
<212> RNA
<213> Artificial Sequence
30

<220>
<221> source
<223> /note="Description of Artificial Sequence: Synthetic oligonucleotide"

<400> 60
35
accucauag gccuggagu u 21

<210> 61
<211> 21
<212> RNA
40
<213> Artificial Sequence

<220>
<221> source
<223> /note="Description of Artificial Sequence: Synthetic oligonucleotide"
45

<400> 61
ccucauagg ccuggaguu a 21

<210> 62
<211> 21
<212> RNA
50
<213> Artificial Sequence

<220>
<221> source
55
<223> /note="Description of Artificial Sequence: Synthetic oligonucleotide"

<400> 62

EP 2 929 031 B1

ccucauaggc cuggaguuuu u 21

<210> 63
<211> 21
5 <212> RNA
<213> Artificial Sequence

<220>
<221> source
10 <223> /note="Description of Artificial Sequence: Synthetic oligonucleotide"

<400> 63
cucauaggcc uggaguuuu u 21

15 <210> 64
<211> 21
<212> RNA
<213> Artificial Sequence

20 <220>
<221> source
<223> /note="Description of Artificial Sequence: Synthetic oligonucleotide"

25 <400> 64
uaggccugga guuuauucgg a 21

30 <210> 65
<211> 21
<212> RNA
<213> Artificial Sequence

35 <220>
<221> source
<223> /note="Description of Artificial Sequence: Synthetic oligonucleotide"

<400> 65
aggccuggag uuuauucgga a 21

40 <210> 66
<211> 21
<212> RNA
<213> Artificial Sequence

45 <220>
<221> source
<223> /note="Description of Artificial Sequence: Synthetic oligonucleotide"

<400> 66
ggccuggagu uuauucgga a 21

50 <210> 67
<211> 21
<212> RNA
<213> Artificial Sequence

55 <220>
<221> source
<223> /note="Description of Artificial Sequence: Synthetic oligonucleotide"

EP 2 929 031 B1

<400> 67
gccuggaguu uauucggaaa a 21

5
<210> 68
<211> 21
<212> RNA
<213> Artificial Sequence

10
<220>
<221> source
<223> /note="Description of Artificial Sequence: Synthetic oligonucleotide"

15
<400> 68
ggaguuuauu cggaaaagcc a 21

20
<210> 69
<211> 21
<212> RNA
<213> Artificial Sequence

25
<220>
<221> source
<223> /note="Description of Artificial Sequence: Synthetic oligonucleotide"

30
<400> 69
guuuauucgg aaaagccagc u 21

35
<210> 70
<211> 21
<212> RNA
<213> Artificial Sequence

40
<220>
<221> source
<223> /note="Description of Artificial Sequence: Synthetic oligonucleotide"

45
<400> 70
gggcuggggg cgugcugguc a 21

50
<210> 71
<211> 21
<212> RNA
<213> Artificial Sequence

55
<220>
<221> source
<223> /note="Description of Artificial Sequence: Synthetic oligonucleotide"

<400> 71
ggucaccgcu gccggcaacu u 21

<210> 72
<211> 21
<212> RNA
<213> Artificial Sequence

<220>
<221> source

EP 2 929 031 B1

<223> /note="Description of Artificial Sequence: Synthetic oligonucleotide"

<400> 72
gggacgaugc cugccucuac u 21

5

<210> 73
<211> 21
<212> RNA
<213> Artificial Sequence

10

<220>
<221> source
<223> /note="Description of Artificial Sequence: Synthetic oligonucleotide"

15

<400> 73
caacuuuggc cgugugugg a 21

<210> 74
<211> 21
<212> RNA
<213> Artificial Sequence

20

<220>
<221> source
<223> /note="Description of Artificial Sequence: Synthetic oligonucleotide"

25

<400> 74
uuggccgcug uguggaccuc u 21

<210> 75
<211> 21
<212> RNA
<213> Artificial Sequence

30

<220>
<221> source
<223> /note="Description of Artificial Sequence: Synthetic oligonucleotide"

35

<400> 75
uggccgcugu guggaccucu u 21

40

<210> 76
<211> 21
<212> RNA
<213> Artificial Sequence

45

<220>
<221> source
<223> /note="Description of Artificial Sequence: Synthetic oligonucleotide"

50

<400> 76
ggccgcugug ugaccucuu u 21

<210> 77
<211> 21
<212> RNA
<213> Artificial Sequence

55

EP 2 929 031 B1

<220>
<221> source
<223> /note="Description of Artificial Sequence: Synthetic oligonucleotide"
5 <400> 77
uguguggacc ucuugcccc a 21

<210> 78
<211> 21
10 <212> RNA
<213> Artificial Sequence

<220>
<221> source
15 <223> /note="Description of Artificial Sequence: Synthetic oligonucleotide"

<400> 78
gggaggacau cauuggugcc u 21
20 <210> 79
<211> 21
<212> RNA
<213> Artificial Sequence

<220>
<221> source
<223> /note="Description of Artificial Sequence: Synthetic oligonucleotide"
30 <400> 79
acugcagcac cugcuugug u 21

<210> 80
<211> 21
<212> RNA
35 <213> Artificial Sequence

<220>
<221> source
<223> /note="Description of Artificial Sequence: Synthetic oligonucleotide"
40 <400> 80
gcauugcagc caugaugcug u 21

<210> 81
<211> 21
<212> RNA
45 <213> Artificial Sequence

<220>
<221> source
<223> /note="Description of Artificial Sequence: Synthetic oligonucleotide"
50 <400> 81
guugaggcag agacugaucc a 21
55 <210> 82
<211> 21
<212> RNA

EP 2 929 031 B1

<213> Artificial Sequence

<220>
<221> source
5 <223> /note="Description of Artificial Sequence: Synthetic oligonucleotide"

<400> 82
ugaggcagag acugauccac u 21

10 <210> 83
<211> 21
<212> RNA
<213> Artificial Sequence

15 <220>
<221> source
<223> /note="Description of Artificial Sequence: Synthetic oligonucleotide"

20 <400> 83
gaggcagaga cugauccacu u 21

<210> 84
<211> 21
<212> RNA
25 <213> Artificial Sequence

<220>
<221> source
<223> /note="Description of Artificial Sequence: Synthetic oligonucleotide"

30 <400> 84
ggcagagacu gauccacuuc u 21

<210> 85
<211> 21
<212> RNA
35 <213> Artificial Sequence

<220>
<221> source
<223> /note="Description of Artificial Sequence: Synthetic oligonucleotide"

40 <400> 85
cagagacuga uccacuuc u 21

45 <210> 86
<211> 21
<212> RNA
<213> Artificial Sequence

50 <220>
<221> source
<223> /note="Description of Artificial Sequence: Synthetic oligonucleotide"

55 <400> 86
acugauccac uucucugcca a 21

<210> 87

EP 2 929 031 B1

<211> 21
<212> RNA
<213> Artificial Sequence

5 <220>
<221> source
<223> /note="Description of Artificial Sequence: Synthetic oligonucleotide"

<400> 87
10 auccacuucu cugccaaaga u 21

<210> 88
<211> 21
<212> RNA
15 <213> Artificial Sequence

<220>
<221> source
<223> /note="Description of Artificial Sequence: Synthetic oligonucleotide"

20 <400> 88
ggccugguuc ccugaggacc a 21

<210> 89
25 <211> 21
<212> RNA
<213> Artificial Sequence

<220>
30 <221> source
<223> /note="Description of Artificial Sequence: Synthetic oligonucleotide"

<400> 89
35 gguacugacc cccaaccugg u 21

<210> 90
<211> 21
<212> RNA
40 <213> Artificial Sequence

<220>
<221> source
<223> /note="Description of Artificial Sequence: Synthetic oligonucleotide"

45 <400> 90
guuggcagcu guuuugcagg a 21

<210> 91
<211> 21
<212> RNA
50 <213> Artificial Sequence

<220>
<221> source
55 <223> /note="Description of Artificial Sequence: Synthetic oligonucleotide"

<400> 91
uggcagcugu uuugcaggac u 21

EP 2 929 031 B1

<210> 92
<211> 21
<212> RNA
<213> Artificial Sequence
5

<220>
<221> source
<223> /note="Description of Artificial Sequence: Synthetic oligonucleotide"
10

<400> 92
gcagcuguuu ugcaggacug u 21

<210> 93
<211> 21
15
<212> RNA
<213> Artificial Sequence

<220>
<221> source
20
<223> /note="Description of Artificial Sequence: Synthetic oligonucleotide"

<400> 93
ucugccgggc ccacaacgcu u 21
25

<210> 94
<211> 21
<212> RNA
<213> Artificial Sequence
30

<220>
<221> source
<223> /note="Description of Artificial Sequence: Synthetic oligonucleotide"
35

<400> 94
cugccgggcc cacaacgcu u 21

<210> 95
<211> 21
<212> RNA
40
<213> Artificial Sequence

<220>
<221> source
<223> /note="Description of Artificial Sequence: Synthetic oligonucleotide"
45

<400> 95
gccacaacg cuuuggggg u 21

<210> 96
<211> 21
<212> RNA
50
<213> Artificial Sequence

<220>
<221> source
55
<223> /note="Description of Artificial Sequence: Synthetic oligonucleotide"

<400> 96

EP 2 929 031 B1

cgcuuuuggg ggugagggug u 21

<210> 97
<211> 21
5 <212> RNA
<213> Artificial Sequence

<220>
<221> source
10 <223> /note="Description of Artificial Sequence: Synthetic oligonucleotide"

<400> 97
cuuuuggggg ugaggguguc u 21

15 <210> 98
<211> 21
<212> RNA
<213> Artificial Sequence

20 <220>
<221> source
<223> /note="Description of Artificial Sequence: Synthetic oligonucleotide"

<400> 98
25 uuuugggggu gagggugucu a 21

<210> 99
<211> 21
<212> RNA
30 <213> Artificial Sequence

<220>
<221> source
<223> /note="Description of Artificial Sequence: Synthetic oligonucleotide"

35 <400> 99
ggggugaggg ugucuagcc a 21

<210> 100
40 <211> 21
<212> RNA
<213> Artificial Sequence

<220>
45 <221> source
<223> /note="Description of Artificial Sequence: Synthetic oligonucleotide"

<400> 100
50 gggugagggg gucuagcca u 21

<210> 101
<211> 21
<212> RNA
55 <213> Artificial Sequence

<220>
<221> source
<223> /note="Description of Artificial Sequence: Synthetic oligonucleotide"

EP 2 929 031 B1

<400> 101
ggugagggug ucuacgccau u 21

5
<210> 102
<211> 21
<212> RNA
<213> Artificial Sequence

10
<220>
<221> source
<223> /note="Description of Artificial Sequence: Synthetic oligonucleotide"

<400> 102
agggugucua cgccauugcc a 21

15
<210> 103
<211> 21
<212> RNA
<213> Artificial Sequence

20
<220>
<221> source
<223> /note="Description of Artificial Sequence: Synthetic oligonucleotide"

25
<400> 103
gugucuacgc caugccagg u 21

30
<210> 104
<211> 21
<212> RNA
<213> Artificial Sequence

35
<220>
<221> source
<223> /note="Description of Artificial Sequence: Synthetic oligonucleotide"

<400> 104
ugcagcgucc acacagcucc a 21

40
<210> 105
<211> 21
<212> RNA
<213> Artificial Sequence

45
<220>
<221> source
<223> /note="Description of Artificial Sequence: Synthetic oligonucleotide"

50
<400> 105
gcauggggac cgguguccac u 21

55
<210> 106
<211> 21
<212> RNA
<213> Artificial Sequence

<220>
<221> source

EP 2 929 031 B1

<223> /note="Description of Artificial Sequence: Synthetic oligonucleotide"

<400> 106
cccacaagcc gccugugcug a 21

5

<210> 107
<211> 21
<212> RNA
<213> Artificial Sequence

10

<220>
<221> source
<223> /note="Description of Artificial Sequence: Synthetic oligonucleotide"

15

<400> 107
gaggccacga ggucagccca a 21

<210> 108
<211> 21
<212> RNA
<213> Artificial Sequence

20

<220>
<221> source
<223> /note="Description of Artificial Sequence: Synthetic oligonucleotide"

25

<400> 108
caggagguca gcccaaccag u 21

30

<210> 109
<211> 21
<212> RNA
<213> Artificial Sequence

35

<220>
<221> source
<223> /note="Description of Artificial Sequence: Synthetic oligonucleotide"

40

<400> 109
gggaggccag cauccagcu u 21

<210> 110
<211> 21
<212> RNA
<213> Artificial Sequence

45

<220>
<221> source
<223> /note="Description of Artificial Sequence: Synthetic oligonucleotide"

50

<400> 110
auccagcuu ccugcugcca u 21

<210> 111
<211> 21
<212> RNA
<213> Artificial Sequence

55

EP 2 929 031 B1

<220>
<221> source
<223> /note="Description of Artificial Sequence: Synthetic oligonucleotide"
5 <400> 111
ggaaugcaaa gucaaggagc a 21

<210> 112
<211> 21
10 <212> RNA
<213> Artificial Sequence

<220>
<221> source
15 <223> /note="Description of Artificial Sequence: Synthetic oligonucleotide"

<400> 112
aaucccggcc ccucaggagc a 21
20 <210> 113
<211> 21
<212> RNA
<213> Artificial Sequence

<220>
<221> source
25 <223> /note="Description of Artificial Sequence: Synthetic oligonucleotide"

<400> 113
30 gcuggggcug agcuuuaaaa u 21

<210> 114
<211> 21
<212> RNA
35 <213> Artificial Sequence

<220>
<221> source
40 <223> /note="Description of Artificial Sequence: Synthetic oligonucleotide"

<400> 114
ggaggugcca ggaagcuccc u 21

<210> 115
45 <211> 21
<212> RNA
<213> Artificial Sequence

<220>
<221> source
50 <223> /note="Description of Artificial Sequence: Synthetic oligonucleotide"

<400> 115
55 acuguggggc auuucaccu u 21

<210> 116
<211> 21
<212> RNA

EP 2 929 031 B1

<213> Artificial Sequence

<220>
<221> source
5 <223> /note="Description of Artificial Sequence: Synthetic oligonucleotide"

<400> 116
ccaccaagga ggcaggauuc u 21

10 <210> 117
<211> 21
<212> RNA
<213> Artificial Sequence

15 <220>
<221> source
<223> /note="Description of Artificial Sequence: Synthetic oligonucleotide"

20 <400> 117
caccaaggag gcaggauucu u 21

<210> 118
<211> 21
<212> RNA
25 <213> Artificial Sequence

<220>
<221> source
<223> /note="Description of Artificial Sequence: Synthetic oligonucleotide"

30 <400> 118
accaaggagg caggauucuu u 21

<210> 119
<211> 21
<212> RNA
35 <213> Artificial Sequence

<220>
<221> source
<223> /note="Description of Artificial Sequence: Synthetic oligonucleotide"

40 <400> 119
ggaggcagga uucuuccau u 21

45 <210> 120
<211> 21
<212> RNA
<213> Artificial Sequence

50 <220>
<221> source
<223> /note="Description of Artificial Sequence: Synthetic oligonucleotide"

55 <400> 120
gaggcaggau ucuuccaug a 21

<210> 121

EP 2 929 031 B1

<211> 21
<212> RNA
<213> Artificial Sequence

5 <220>
<221> source
<223> /note="Description of Artificial Sequence: Synthetic oligonucleotide"

<400> 121
10 ugauggcccu caucuccagc u 21

<210> 122
<211> 21
<212> RNA
15 <213> Artificial Sequence

<220>
<221> source
<223> /note="Description of Artificial Sequence: Synthetic oligonucleotide"

20 <400> 122
cuuucuggau ggcaucuagc a 21

<210> 123
25 <211> 21
<212> RNA
<213> Artificial Sequence

<220>
30 <221> source
<223> /note="Description of Artificial Sequence: Synthetic oligonucleotide"

<400> 123
35 uuucuggaug gcaucuagcc a 21

<210> 124
<211> 21
<212> RNA
40 <213> Artificial Sequence

<220>
<221> source
<223> /note="Description of Artificial Sequence: Synthetic oligonucleotide"

45 <400> 124
uucuggaugg caucuagcca a 21

<210> 125
<211> 21
<212> RNA
50 <213> Artificial Sequence

<220>
<221> source
55 <223> /note="Description of Artificial Sequence: Synthetic oligonucleotide"

<400> 125
ucuggauggc aucuagccag a 21

EP 2 929 031 B1

<210> 126
<211> 21
<212> RNA
<213> Artificial Sequence
5
<220>
<221> source
<223> /note="Description of Artificial Sequence: Synthetic oligonucleotide"
10
<400> 126
cuggauggca ucuagccaga a 21
<210> 127
<211> 21
15
<212> RNA
<213> Artificial Sequence
<220>
<221> source
20
<223> /note="Description of Artificial Sequence: Synthetic oligonucleotide"
<400> 127
cuuuacucug cucuaugcca a 21
25
<210> 128
<211> 21
<212> RNA
<213> Artificial Sequence
30
<220>
<221> source
<223> /note="Description of Artificial Sequence: Synthetic oligonucleotide"
35
<400> 128
uuuacucugc ucuaugccag a 21
<210> 129
<211> 21
<212> RNA
40
<213> Artificial Sequence
<220>
<221> source
<223> /note="Description of Artificial Sequence: Synthetic oligonucleotide"
45
<400> 129
gcucuaugcc aggcugugcu a 21
<210> 130
<211> 21
<212> RNA
50
<213> Artificial Sequence
<220>
<221> source
55
<223> /note="Description of Artificial Sequence: Synthetic oligonucleotide"
<400> 130

EP 2 929 031 B1

cucagccaac cgcuccacu a 21

<210> 131
<211> 21
5 <212> RNA
<213> Artificial Sequence

<220>
<221> source
10 <223> /note="Description of Artificial Sequence: Synthetic oligonucleotide"

<400> 131
ucagccaacc cgcuccacu a 21

15 <210> 132
<211> 21
<212> RNA
<213> Artificial Sequence

20 <220>
<221> source
<223> /note="Description of Artificial Sequence: Synthetic oligonucleotide"

25 <400> 132
ccugccaagc ucacacagca a 21

30 <210> 133
<211> 21
<212> RNA
<213> Artificial Sequence

35 <220>
<221> source
<223> /note="Description of Artificial Sequence: Synthetic oligonucleotide"

<400> 133
gccaagcuca cacagcagga a 21

40 <210> 134
<211> 21
<212> RNA
<213> Artificial Sequence

45 <220>
<221> source
<223> /note="Description of Artificial Sequence: Synthetic oligonucleotide"

<400> 134
ccaagcucac acagcaggaa a 21

50 <210> 135
<211> 21
<212> RNA
<213> Artificial Sequence

55 <220>
<221> source
<223> /note="Description of Artificial Sequence: Synthetic oligonucleotide"

EP 2 929 031 B1

<400> 135
caagcucaca cagcaggaac u 21

5
<210> 136
<211> 21
<212> RNA
<213> Artificial Sequence

10
<220>
<221> source
<223> /note="Description of Artificial Sequence: Synthetic oligonucleotide"

<400> 136
aagcucacac agcaggaacu u 21

15
<210> 137
<211> 21
<212> RNA
<213> Artificial Sequence

20
<220>
<221> source
<223> /note="Description of Artificial Sequence: Synthetic oligonucleotide"

25
<400> 137
cugaagccaa gccucuucu a 21

30
<210> 138
<211> 21
<212> RNA
<213> Artificial Sequence

35
<220>
<221> source
<223> /note="Description of Artificial Sequence: Synthetic oligonucleotide"

<400> 138
ugaagccaag ccucuucuua a 21

40
<210> 139
<211> 21
<212> RNA
<213> Artificial Sequence

45
<220>
<221> source
<223> /note="Description of Artificial Sequence: Synthetic oligonucleotide"

50
<400> 139
gaagccaagc cucuucuac u 21

55
<210> 140
<211> 21
<212> RNA
<213> Artificial Sequence

<220>
<221> source

EP 2 929 031 B1

<223> /note="Description of Artificial Sequence: Synthetic oligonucleotide"

<400> 140
aagccaagcc ucuucuacu u 21

5

<210> 141
<211> 21
<212> RNA
<213> Artificial Sequence

10

<220>
<221> source
<223> /note="Description of Artificial Sequence: Synthetic oligonucleotide"

15

<400> 141
agugaggcug ggaaggggaa a 21

<210> 142
<211> 21
<212> RNA
<213> Artificial Sequence

20

<220>
<221> source
<223> /note="Description of Artificial Sequence: Synthetic oligonucleotide"

25

<400> 142
gugaggcugg gaaggggaac a 21

<210> 143
<211> 21
<212> RNA
<213> Artificial Sequence

30

<220>
<221> source
<223> /note="Description of Artificial Sequence: Synthetic oligonucleotide"

35

<400> 143
ggcugggaag gggaacacag a 21

40

<210> 144
<211> 21
<212> RNA
<213> Artificial Sequence

45

<220>
<221> source
<223> /note="Description of Artificial Sequence: Synthetic oligonucleotide"

50

<400> 144
gaaggggaac acagaccagg a 21

<210> 145
<211> 21
<212> RNA
<213> Artificial Sequence

55

EP 2 929 031 B1

<220>
<221> source
<223> /note="Description of Artificial Sequence: Synthetic oligonucleotide"
5 <400> 145
aaggggaaca cagaccagga a 21

<210> 146
<211> 21
10 <212> RNA
<213> Artificial Sequence

<220>
<221> source
15 <223> /note="Description of Artificial Sequence: Synthetic oligonucleotide"

<400> 146
aggggaacac agaccaggaa a 21

20 <210> 147
<211> 21
<212> RNA
<213> Artificial Sequence

25 <220>
<221> source
<223> /note="Description of Artificial Sequence: Synthetic oligonucleotide"

30 <400> 147
ggaacacag accaggaagc u 21

<210> 148
<211> 21
<212> RNA
35 <213> Artificial Sequence

<220>
<221> source
<223> /note="Description of Artificial Sequence: Synthetic oligonucleotide"
40 <400> 148
acugucccuc cuagacc a 21

<210> 149
<211> 21
<212> RNA
45 <213> Artificial Sequence

<220>
<221> source
<223> /note="Description of Artificial Sequence: Synthetic oligonucleotide"
50 <400> 149
ccagccccac ccaagcaagc a 21

55 <210> 150
<211> 21
<212> RNA

EP 2 929 031 B1

<213> Artificial Sequence

<220>
<221> source
5 <223> /note="Description of Artificial Sequence: Synthetic oligonucleotide"

<400> 150
ccccacccaa gcaagcagac a 21

10 <210> 151
<211> 21
<212> RNA
<213> Artificial Sequence

15 <220>
<221> source
<223> /note="Description of Artificial Sequence: Synthetic oligonucleotide"

20 <400> 151
cccaccaag caagcagaca u 21

<210> 152
<211> 21
<212> RNA
25 <213> Artificial Sequence

<220>
<221> source
<223> /note="Description of Artificial Sequence: Synthetic oligonucleotide"

30 <400> 152
ccaccaagc aagcagacau u 21

<210> 153
<211> 21
<212> RNA
35 <213> Artificial Sequence

<220>
<221> source
<223> /note="Description of Artificial Sequence: Synthetic oligonucleotide"

40 <400> 153
cacccaagca agcagacauu u 21

45 <210> 154
<211> 21
<212> RNA
<213> Artificial Sequence

50 <220>
<221> source
<223> /note="Description of Artificial Sequence: Synthetic oligonucleotide"

55 <400> 154
accaagcaa gcagacauuu a 21

<210> 155

EP 2 929 031 B1

<211> 21
<212> RNA
<213> Artificial Sequence

5 <220>
<221> source
<223> /note="Description of Artificial Sequence: Synthetic oligonucleotide"

10 <400> 155
ccaagcaag cagacauuuu u 21

<210> 156
<211> 21
<212> RNA
15 <213> Artificial Sequence

<220>
<221> source
<223> /note="Description of Artificial Sequence: Synthetic oligonucleotide"

20 <400> 156
ccaagcaagc agacauuuu u 21

<210> 157
25 <211> 21
<212> RNA
<213> Artificial Sequence

<220>
30 <221> source
<223> /note="Description of Artificial Sequence: Synthetic oligonucleotide"

<400> 157
35 caagcaagca gacauuuu u 21

<210> 158
<211> 21
<212> RNA
40 <213> Artificial Sequence

<220>
<221> source
<223> /note="Description of Artificial Sequence: Synthetic oligonucleotide"

45 <400> 158
aagcaagcag acauuuu u 21

<210> 159
<211> 21
50 <212> RNA
<213> Artificial Sequence

<220>
<221> source
55 <223> /note="Description of Artificial Sequence: Synthetic oligonucleotide"

<400> 159
agcaagcaga cauuuu u 21

EP 2 929 031 B1

<210> 160
<211> 21
<212> RNA
<213> Artificial Sequence
5
<220>
<221> source
<223> /note="Description of Artificial Sequence: Synthetic oligonucleotide"
10
<400> 160
caagcagaca uuuauuuuu u 21
<210> 161
<211> 21
15
<212> RNA
<213> Artificial Sequence
<220>
<221> source
20
<223> /note="Description of Artificial Sequence: Synthetic oligonucleotide"
<400> 161
aagcagacau uuauuuuug a 21
25
<210> 162
<211> 21
<212> RNA
<213> Artificial Sequence
30
<220>
<221> source
<223> /note="Description of Artificial Sequence: Synthetic oligonucleotide"
35
<400> 162
agcagacauu uauuuuugg a 21
<210> 163
<211> 21
<212> RNA
40
<213> Artificial Sequence
<220>
<221> source
<223> /note="Description of Artificial Sequence: Synthetic oligonucleotide"
45
<400> 163
gcagacauuu auuuuuggg u 21
<210> 164
<211> 21
<212> RNA
50
<213> Artificial Sequence
<220>
<221> source
55
<223> /note="Description of Artificial Sequence: Synthetic oligonucleotide"
<400> 164

EP 2 929 031 B1

agacauuuau cuuuuggguc u 21

<210> 165
<211> 21
5 <212> RNA
<213> Artificial Sequence

<220>
<221> source
10 <223> /note="Description of Artificial Sequence: Synthetic oligonucleotide"

<400> 165
gacauuuau uuuuggguc u 21

15 <210> 166
<211> 21
<212> RNA
<213> Artificial Sequence

20 <220>
<221> source
<223> /note="Description of Artificial Sequence: Synthetic oligonucleotide"

<400> 166
25 acauuuau uuuuggguc u 21

<210> 167
<211> 21
<212> RNA
30 <213> Artificial Sequence

<220>
<221> source
<223> /note="Description of Artificial Sequence: Synthetic oligonucleotide"

35 <400> 167
uuuauuuuu gggucugucc u 21

<210> 168
40 <211> 21
<212> RNA
<213> Artificial Sequence

<220>
45 <221> source
<223> /note="Description of Artificial Sequence: Synthetic oligonucleotide"

<400> 168
50 uuauuuuuu ggucuguccu u 21

<210> 169
<211> 21
<212> RNA
55 <213> Artificial Sequence

<220>
<221> source
<223> /note="Description of Artificial Sequence: Synthetic oligonucleotide"

EP 2 929 031 B1

<400> 169
uauuuuuugg gucuguccuc u 21

5
<210> 170
<211> 21
<212> RNA
<213> Artificial Sequence

10
<220>
<221> source
<223> /note="Description of Artificial Sequence: Synthetic oligonucleotide"

<400> 170
aucuuuuggg ucuguccucu u 21

15
<210> 171
<211> 21
<212> RNA
<213> Artificial Sequence

20
<220>
<221> source
<223> /note="Description of Artificial Sequence: Synthetic oligonucleotide"

25
<400> 171
ucuuuugggu cuguccucuc u 21

30
<210> 172
<211> 21
<212> RNA
<213> Artificial Sequence

35
<220>
<221> source
<223> /note="Description of Artificial Sequence: Synthetic oligonucleotide"

<400> 172
uuuugggucu guccucucug u 21

40
<210> 173
<211> 21
<212> RNA
<213> Artificial Sequence

45
<220>
<221> source
<223> /note="Description of Artificial Sequence: Synthetic oligonucleotide"

50
<400> 173
uuugggucug uccucucugu u 21

55
<210> 174
<211> 21
<212> RNA
<213> Artificial Sequence

<220>
<221> source

EP 2 929 031 B1

<223> /note="Description of Artificial Sequence: Synthetic oligonucleotide"

<400> 174
uugggucugu ccucucuguu u 21

5

<210> 175
<211> 21
<212> RNA
<213> Artificial Sequence

10

<220>
<221> source
<223> /note="Description of Artificial Sequence: Synthetic oligonucleotide"

15

<400> 175
ugggucuguc cucucuguug a 21

20

<210> 176
<211> 21
<212> RNA
<213> Artificial Sequence

25

<220>
<221> source
<223> /note="Description of Artificial Sequence: Synthetic oligonucleotide"

30

<400> 176
gggucugucc ucucuguugc a 21

<210> 177
<211> 21
<212> RNA
<213> Artificial Sequence

35

<220>
<221> source
<223> /note="Description of Artificial Sequence: Synthetic oligonucleotide"

40

<400> 177
ggucuguccu cucuguugcc u 21

<210> 178
<211> 21
<212> RNA
<213> Artificial Sequence

45

<220>
<221> source
<223> /note="Description of Artificial Sequence: Synthetic oligonucleotide"

50

<400> 178
gucuguccuc ucuguugccu u 21

55

<210> 179
<211> 21
<212> RNA
<213> Artificial Sequence

EP 2 929 031 B1

<220>
<221> source
<223> /note="Description of Artificial Sequence: Synthetic oligonucleotide"
5 <400> 179
ucuguccucu cuguugccuu u 21

<210> 180
<211> 21
10 <212> RNA
<213> Artificial Sequence

<220>
<221> source
15 <223> /note="Description of Artificial Sequence: Synthetic oligonucleotide"

<400> 180
cuguccucuc uguugccuuu u 21

20 <210> 181
<211> 21
<212> RNA
<213> Artificial Sequence

25 <220>
<221> source
<223> /note="Description of Artificial Sequence: Synthetic oligonucleotide"

30 <400> 181
uguccucucu guugccuuuu u 21

<210> 182
<211> 21
<212> RNA
35 <213> Artificial Sequence

<220>
<221> source
<223> /note="Description of Artificial Sequence: Synthetic oligonucleotide"
40

<400> 182
guccucucug uugccuuuuu a 21

<210> 183
<211> 21
<212> RNA
45 <213> Artificial Sequence

<220>
<221> source
<223> /note="Description of Artificial Sequence: Synthetic oligonucleotide"
50

<400> 183
uuuucuagac cuguuuugcu u 21
55

<210> 184
<211> 21
<212> RNA

EP 2 929 031 B1

<213> Artificial Sequence

<220>
<221> source
5 <223> /note="Description of Artificial Sequence: Synthetic oligonucleotide"

<400> 184
uuucuagacc uguuuugcuu u 21

10 <210> 185
<211> 21
<212> RNA
<213> Artificial Sequence

15 <220>
<221> source
<223> /note="Description of Artificial Sequence: Synthetic oligonucleotide"

20 <400> 185
uucuagaccu guuuugcuuu u 21

<210> 186
<211> 21
<212> RNA
25 <213> Artificial Sequence

<220>
<221> source
<223> /note="Description of Artificial Sequence: Synthetic oligonucleotide"

30 <400> 186
ucuagaccug uuuugcuuuu u 21

<210> 187
<211> 21
<212> RNA
35 <213> Artificial Sequence

<220>
<221> source
<223> /note="Description of Artificial Sequence: Synthetic oligonucleotide"

40 <400> 187
cuagaccugu uuugcuuuug u 21

45 <210> 188
<211> 21
<212> RNA
<213> Artificial Sequence

50 <220>
<221> source
<223> /note="Description of Artificial Sequence: Synthetic oligonucleotide"

55 <400> 188
uagaccuguu uugcuuuugu a 21

<210> 189

EP 2 929 031 B1

<211> 19
<212> RNA
<213> Artificial Sequence

5 <220>
<221> source
<223> /note="Description of Artificial Sequence: Synthetic oligonucleotide"

10 <400> 189
agaccuguuu ugcuuuugu 19

<210> 190
<211> 18
<212> RNA
15 <213> Artificial Sequence

<220>
<221> source
<223> /note="Description of Artificial Sequence: Synthetic oligonucleotide"

20 <400> 190
gaccuguuuu gcuuuugu 18

<210> 191
25 <211> 19
<212> RNA
<213> Artificial Sequence

<220>
30 <221> source
<223> /note="Description of Artificial Sequence: Synthetic oligonucleotide"

<400> 191
35 agaccuguuu ugcuuuugu 19

<210> 192
<211> 21
<212> RNA
40 <213> Artificial Sequence

<220>
<221> source
<223> /note="Description of Artificial Sequence: Synthetic oligonucleotide"

45 <400> 192
uuuuguaacu ugaagauuu u 21

<210> 193
<211> 21
50 <212> RNA
<213> Artificial Sequence

<220>
<221> source
55 <223> /note="Description of Artificial Sequence: Synthetic oligonucleotide"

<400> 193
uuuguaacuu gaagauuuu a 21

EP 2 929 031 B1

<210> 194
<211> 21
<212> RNA
<213> Artificial Sequence
5
<220>
<221> source
<223> /note="Description of Artificial Sequence: Synthetic oligonucleotide"
10
<400> 194
uuguaacuug aagauuuua u 21

<210> 195
<211> 21
15
<212> RNA
<213> Artificial Sequence

<220>
<221> source
20
<223> /note="Description of Artificial Sequence: Synthetic oligonucleotide"

<400> 195
uguaacuuga agauuuuau u 21
25
<210> 196
<211> 21
<212> RNA
<213> Artificial Sequence
30
<220>
<221> source
<223> /note="Description of Artificial Sequence: Synthetic oligonucleotide"

<400> 196
35
guaacuugaa gauuuuuau u 21

<210> 197
<211> 21
<212> RNA
40
<213> Artificial Sequence

<220>
<221> source
<223> /note="Description of Artificial Sequence: Synthetic oligonucleotide"
45
<400> 197
cuagaccugu uuugcuuuug u 21

<210> 198
<211> 21
<212> RNA
50
<213> Artificial Sequence

<220>
<221> source
55
<223> /note="Description of Artificial Sequence: Synthetic oligonucleotide"

<400> 198

EP 2 929 031 B1

cuagaccugu uuugcuuuug u 21

<210> 199
<211> 21
5 <212> RNA
<213> Artificial Sequence

<220>
<221> source
10 <223> /note="Description of Artificial Sequence: Synthetic oligonucleotide"

<400> 199
cuagaccugu uuugcuuuug u 21

15 <210> 200
<211> 21
<212> RNA
<213> Artificial Sequence

20 <220>
<221> source
<223> /note="Description of Artificial Sequence: Synthetic oligonucleotide"

<400> 200
25 cuagaccugu uuugcuuuug u 21

<210> 201
<211> 19
<212> RNA
30 <213> Artificial Sequence

<220>
<221> source
<223> /note="Description of Artificial Sequence: Synthetic oligonucleotide"

35 <400> 201
agaccuguuu ugcuuuugu 19

<210> 202
40 <211> 21
<212> RNA
<213> Artificial Sequence

<220>
45 <221> source
<223> /note="Description of Artificial Sequence: Synthetic oligonucleotide"

<400> 202
50 cuagaccugu uuugcuuuug u 21

<210> 203
<211> 20
<212> RNA
55 <213> Artificial Sequence

<220>
<221> source
<223> /note="Description of Artificial Sequence: Synthetic oligonucleotide"

EP 2 929 031 B1

<400> 203
uagaccuguu uugcuuuugu 20

5
<210> 204
<211> 19
<212> RNA
<213> Artificial Sequence

10
<220>
<221> source
<223> /note="Description of Artificial Sequence: Synthetic oligonucleotide"

15
<400> 204
agaccuguu ugcuuuugu 19

20
<210> 205
<211> 20
<212> RNA
<213> Artificial Sequence

25
<220>
<221> source
<223> /note="Description of Artificial Sequence: Synthetic oligonucleotide"

30
<400> 205
uagaccuguu uugcuuuugu 20

35
<210> 206
<211> 20
<212> RNA
<213> Artificial Sequence

40
<220>
<221> source
<223> /note="Description of Artificial Sequence: Synthetic oligonucleotide"

45
<400> 206
uagaccuguu uugcuuuugu 20

50
<210> 207
<211> 21
<212> RNA
<213> Artificial Sequence

55
<220>
<221> source
<223> /note="Description of Artificial Sequence: Synthetic oligonucleotide"

<400> 207
cuagaccugu uuugcuuuug u 21

<210> 208
<211> 20
<212> RNA
<213> Artificial Sequence

<220>
<221> source

EP 2 929 031 B1

<223> /note="Description of Artificial Sequence: Synthetic oligonucleotide"

<400> 208
uagaccuguu ugcuuuugu 20

5

<210> 209
<211> 19
<212> RNA
<213> Artificial Sequence

10

<220>
<221> source
<223> /note="Description of Artificial Sequence: Synthetic oligonucleotide"

15

<400> 209
agaccuguuu ugcuuuugu 19

<210> 210
<211> 18
<212> RNA
<213> Artificial Sequence

20

<220>
<221> source
<223> /note="Description of Artificial Sequence: Synthetic oligonucleotide"

25

<400> 210
gaccuguuuu gcuuuugu 18

30

<210> 211
<211> 18
<212> RNA
<213> Artificial Sequence

35

<220>
<221> source
<223> /note="Description of Artificial Sequence: Synthetic oligonucleotide"

40

<400> 211
gaccuguuuu gcuuuugu 18

<210> 212
<211> 19
<212> RNA
<213> Artificial Sequence

45

<220>
<221> source
<223> /note="Description of Artificial Sequence: Synthetic oligonucleotide"

50

<400> 212
agaccuguuu ugcuuuugu 19

<210> 213
<211> 20
<212> RNA
<213> Artificial Sequence

55

EP 2 929 031 B1

<220>
<221> source
<223> /note="Description of Artificial Sequence: Synthetic oligonucleotide"
5 <400> 213
uagaccuguu uugcuuuugu 20

<210> 214
<211> 19
10 <212> RNA
<213> Artificial Sequence

<220>
<221> source
15 <223> /note="Description of Artificial Sequence: Synthetic oligonucleotide"

<400> 214
agaccuguuu ugcuuuugu 19
20 <210> 215
<211> 20
<212> RNA
<213> Artificial Sequence

<220>
<221> source
<223> /note="Description of Artificial Sequence: Synthetic oligonucleotide"
25 <400> 215
uagaccuguu uugcuuuugu 20
30 <210> 216
<211> 21
<212> RNA
35 <213> Artificial Sequence

<220>
<221> source
<223> /note="Description of Artificial Sequence: Synthetic oligonucleotide"
40 <400> 216
cuagaccugu uuugcuuuug u 21

<210> 217
45 <211> 20
<212> RNA
<213> Artificial Sequence

<220>
<221> source
<223> /note="Description of Artificial Sequence: Synthetic oligonucleotide"
50 <400> 217
uagaccuguu uugcuuuugu 20
55 <210> 218
<211> 19
<212> RNA

EP 2 929 031 B1

<213> Artificial Sequence

<220>
<221> source
5 <223> /note="Description of Artificial Sequence: Synthetic oligonucleotide"

<400> 218
agaccuguuu ugcuuuugu 19

10 <210> 219
<211> 22
<212> RNA
<213> Artificial Sequence

15 <220>
<221> source
<223> /note="Description of Artificial Sequence: Synthetic oligonucleotide"

20 <400> 219
ucuagaccug uuuugcuuuu gu 22

<210> 220
<211> 23
<212> RNA
25 <213> Artificial Sequence

<220>
<221> source
<223> /note="Description of Artificial Sequence: Synthetic oligonucleotide"

30 <400> 220
uucuagaccu guuuugcuuu ugu 23

<210> 221
35 <211> 21
<212> RNA
<213> Artificial Sequence

<220>
40 <221> source
<223> /note="Description of Artificial Sequence: Synthetic oligonucleotide"

<400> 221
45 caagcagaca uuuaucuuuu u 21

<210> 222
<211> 21
<212> RNA
<213> Artificial Sequence

50 <220>
<221> source
<223> /note="Description of Artificial Sequence: Synthetic oligonucleotide"

55 <400> 222
uuuucuagac cuguuuugcu u 21

<210> 223

EP 2 929 031 B1

<211> 19
<212> RNA
<213> Artificial Sequence

5 <220>
<221> source
<223> /note="Description of Artificial Sequence: Synthetic oligonucleotide"

10 <400> 223
agaccuguuu ugcuuuugu 19

<210> 224
<211> 19
<212> RNA
15 <213> Artificial Sequence

<220>
<221> source
<223> /note="Description of Artificial Sequence: Synthetic oligonucleotide"

20 <400> 224
agaccuguuu ugcuuuugu 19

<210> 225
25 <211> 19
<212> RNA
<213> Artificial Sequence

<220>
30 <221> source
<223> /note="Description of Artificial Sequence: Synthetic oligonucleotide"

<400> 225
35 agaccuguuu ugcuuuugu 19

<210> 226
<211> 19
<212> RNA
40 <213> Artificial Sequence

<220>
<221> source
<223> /note="Description of Artificial Sequence: Synthetic oligonucleotide"

45 <400> 226
agaccuguuu ugcuuuugu 19

<210> 227
<211> 19
50 <212> RNA
<213> Artificial Sequence

<220>
<221> source
55 <223> /note="Description of Artificial Sequence: Synthetic oligonucleotide"

<400> 227
agaccuguuu ugcuuuugu 19

EP 2 929 031 B1

<210> 228
<211> 19
<212> RNA
<213> Artificial Sequence
5
<220>
<221> source
<223> /note="Description of Artificial Sequence: Synthetic oligonucleotide"
10
<400> 228
agaccuguuu ugcuuuugu 19

<210> 229
<211> 21
15
<212> RNA
<213> Artificial Sequence

<220>
<221> source
20
<223> /note="Description of Artificial Sequence: Synthetic oligonucleotide"

<400> 229
cuagaccugu uuugcuuuug u 21
25
<210> 230
<211> 19
<212> RNA
<213> Artificial Sequence
30
<220>
<221> source
<223> /note="Description of Artificial Sequence: Synthetic oligonucleotide"

<400> 230
35
agaccuguuu ugcuuuugu 19

<210> 231
<211> 19
<212> RNA
40
<213> Artificial Sequence

<220>
<221> source
<223> /note="Description of Artificial Sequence: Synthetic oligonucleotide"
45
<400> 231
agaccuguuu ugcuuuugu 19

<210> 232
<211> 21
50
<212> RNA
<213> Artificial Sequence

<220>
<221> source
55
<223> /note="Description of Artificial Sequence: Synthetic oligonucleotide"

<400> 232

EP 2 929 031 B1

cuagaccugu uuugcuuuug u 21

<210> 233
<211> 21
5 <212> RNA
<213> Artificial Sequence

<220>
<221> source
10 <223> /note="Description of Artificial Sequence: Synthetic oligonucleotide"

<400> 233
cuagaccugu uuugcuuuug u 21

15 <210> 234
<211> 23
<212> RNA
<213> Artificial Sequence

20 <220>
<221> source
<223> /note="Description of Artificial Sequence: Synthetic oligonucleotide"

<400> 234
25 uccucguagu cgccguccuc guc 23

<210> 235
<211> 23
<212> RNA
30 <213> Artificial Sequence

<220>
<221> source
<223> /note="Description of Artificial Sequence: Synthetic oligonucleotide"

35 <400> 235
acggauccuu ggcgcagcgg ugg 23

<210> 236
40 <211> 23
<212> RNA
<213> Artificial Sequence

<220>
45 <221> source
<223> /note="Description of Artificial Sequence: Synthetic oligonucleotide"

<400> 236
50 uccacggauc cuuggcgag cgg 23

<210> 237
<211> 23
<212> RNA
55 <213> Artificial Sequence

<220>
<221> source
<223> /note="Description of Artificial Sequence: Synthetic oligonucleotide"

EP 2 929 031 B1

<400> 237
uccuucagca ccaccacgua ggu 23

5
<210> 238
<211> 23
<212> RNA
<213> Artificial Sequence

10
<220>
<221> source
<223> /note="Description of Artificial Sequence: Synthetic oligonucleotide"

15
<400> 238
uggugaggua uccccggcgg gca 23

20
<210> 239
<211> 23
<212> RNA
<213> Artificial Sequence

25
<220>
<221> source
<223> /note="Description of Artificial Sequence: Synthetic oligonucleotide"

30
<400> 239
uuggugaggu auccccggcg ggc 23

35
<210> 240
<211> 23
<212> RNA
<213> Artificial Sequence

40
<220>
<221> source
<223> /note="Description of Artificial Sequence: Synthetic oligonucleotide"

45
<400> 240
ucuuggugag guauccccgg cgg 23

50
<210> 241
<211> 23
<212> RNA
<213> Artificial Sequence

55
<220>
<221> source
<223> /note="Description of Artificial Sequence: Synthetic oligonucleotide"

<400> 241
acuuugguga ggauccccg gcg 23

<210> 242
<211> 23
<212> RNA
<213> Artificial Sequence

<220>
<221> source

EP 2 929 031 B1

<223> /note="Description of Artificial Sequence: Synthetic oligonucleotide"

<400> 242
ugcaggaucc uggugaggua ucc 23

5

<210> 243
<211> 23
<212> RNA
<213> Artificial Sequence

10

<220>
<221> source
<223> /note="Description of Artificial Sequence: Synthetic oligonucleotide"

15

<400> 243
aagacaugca ggaucuuggu gag 23

<210> 244
<211> 23
<212> RNA
<213> Artificial Sequence

20

<220>
<221> source
<223> /note="Description of Artificial Sequence: Synthetic oligonucleotide"

25

<400> 244
uggaagacau gcaggauccu ggu 23

30

<210> 245
<211> 23
<212> RNA
<213> Artificial Sequence

35

<220>
<221> source
<223> /note="Description of Artificial Sequence: Synthetic oligonucleotide"

40

<400> 245
auguagucga cauggggcaa cuu 23

<210> 246
<211> 23
<212> RNA
<213> Artificial Sequence

45

<220>
<221> source
<223> /note="Description of Artificial Sequence: Synthetic oligonucleotide"

50

<400> 246
ucgauguagu cgacaugggg caa 23

<210> 247
<211> 23
<212> RNA
<213> Artificial Sequence

55

EP 2 929 031 B1

<220>
<221> source
<223> /note="Description of Artificial Sequence: Synthetic oligonucleotide"
5 <400> 247
uccucgaugu agucgacaug ggg 23

<210> 248
<211> 23
10 <212> RNA
<213> Artificial Sequence

<220>
<221> source
15 <223> /note="Description of Artificial Sequence: Synthetic oligonucleotide"

<400> 248
aguccuccuc gauguagucg aca 23

20 <210> 249
<211> 23
<212> RNA
<213> Artificial Sequence

25 <220>
<221> source
<223> /note="Description of Artificial Sequence: Synthetic oligonucleotide"

30 <400> 249
aggaguccuc cucgauguag ucg 23

<210> 250
<211> 23
<212> RNA
35 <213> Artificial Sequence

<220>
<221> source
<223> /note="Description of Artificial Sequence: Synthetic oligonucleotide"
40 <400> 250
agaggagucc uccucgaugu agu 23

<210> 251
45 <211> 23
<212> RNA
<213> Artificial Sequence

<220>
50 <221> source
<223> /note="Description of Artificial Sequence: Synthetic oligonucleotide"

<400> 251
55 agacagagga guccuccucg aug 23

<210> 252
<211> 23
<212> RNA

EP 2 929 031 B1

<213> Artificial Sequence

<220>
<221> source
5 <223> /note="Description of Artificial Sequence: Synthetic oligonucleotide"

<400> 252
aagacagagg aguccuccuc gau 23

10 <210> 253
<211> 23
<212> RNA
<213> Artificial Sequence

15 <220>
<221> source
<223> /note="Description of Artificial Sequence: Synthetic oligonucleotide"

20 <400> 253
ugguauucau ccgcccggua ccg 23

<210> 254
<211> 23
<212> RNA
25 <213> Artificial Sequence

<220>
<221> source
<223> /note="Description of Artificial Sequence: Synthetic oligonucleotide"

30 <400> 254
aggagauaca ccuccaccag gcu 23

<210> 255
35 <211> 23
<212> RNA
<213> Artificial Sequence

<220>
40 <221> source
<223> /note="Description of Artificial Sequence: Synthetic oligonucleotide"

<400> 255
45 uaggagauac accuccacca ggc 23

<210> 256
<211> 23
<212> RNA
<213> Artificial Sequence

50 <220>
<221> source
<223> /note="Description of Artificial Sequence: Synthetic oligonucleotide"

55 <400> 256
ucuaggagau acaccuccac cag 23

<210> 257

EP 2 929 031 B1

<211> 23
<212> RNA
<213> Artificial Sequence

5 <220>
<221> source
<223> /note="Description of Artificial Sequence: Synthetic oligonucleotide"

<400> 257
10 ugucuaggag auacaccucc acc 23

<210> 258
<211> 23
<212> RNA
15 <213> Artificial Sequence

<220>
<221> source
<223> /note="Description of Artificial Sequence: Synthetic oligonucleotide"

20 <400> 258
uggugucuag gagauacacc ucc 23

<210> 259
25 <211> 23
<212> RNA
<213> Artificial Sequence

<220>
30 <221> source
<223> /note="Description of Artificial Sequence: Synthetic oligonucleotide"

<400> 259
35 augcuggugu cuaggagau cac 23

<210> 260
<211> 23
<212> RNA
40 <213> Artificial Sequence

<220>
<221> source
<223> /note="Description of Artificial Sequence: Synthetic oligonucleotide"

45 <400> 260
uauagcuggug ucuaggagau aca 23

<210> 261
<211> 23
50 <212> RNA
<213> Artificial Sequence

<220>
<221> source
55 <223> /note="Description of Artificial Sequence: Synthetic oligonucleotide"

<400> 261
uguaugcugg ugucuaggag aua 23

EP 2 929 031 B1

<210> 262
<211> 23
<212> RNA
<213> Artificial Sequence
5
<220>
<221> source
<223> /note="Description of Artificial Sequence: Synthetic oligonucleotide"
10
<400> 262
ucuguaugcu ggugucuagg aga 23
<210> 263
<211> 23
15
<212> RNA
<213> Artificial Sequence
<220>
<221> source
20
<223> /note="Description of Artificial Sequence: Synthetic oligonucleotide"
<400> 263
ucacucugua ugcugguguc uag 23
25
<210> 264
<211> 23
<212> RNA
<213> Artificial Sequence
30
<220>
<221> source
<223> /note="Description of Artificial Sequence: Synthetic oligonucleotide"
<400> 264
35
uggucacucu guaucuggu guc 23
<210> 265
<211> 23
<212> RNA
40
<213> Artificial Sequence
<220>
<221> source
<223> /note="Description of Artificial Sequence: Synthetic oligonucleotide"
45
<400> 265
uuucccgug gucacucugu aug 23
<210> 266
<211> 23
<212> RNA
50
<213> Artificial Sequence
<220>
<221> source
55
<223> /note="Description of Artificial Sequence: Synthetic oligonucleotide"
<400> 266

EP 2 929 031 B1

auuucccggu ggucacucug uau 23

5 <210> 267
<211> 23
<212> RNA
<213> Artificial Sequence

<220>
<221> source
10 <223> /note="Description of Artificial Sequence: Synthetic oligonucleotide"

<400> 267
ucgauuucc gguggucacu cug 23

15 <210> 268
<211> 23
<212> RNA
<213> Artificial Sequence

20 <220>
<221> source
<223> /note="Description of Artificial Sequence: Synthetic oligonucleotide"

25 <400> 268
augaccugc ccucgauuuc cug 23

30 <210> 269
<211> 23
<212> RNA
<213> Artificial Sequence

<220>
<221> source
35 <223> /note="Description of Artificial Sequence: Synthetic oligonucleotide"

<400> 269
accaugacc ugcccugau uuc 23

40 <210> 270
<211> 23
<212> RNA
<213> Artificial Sequence

45 <220>
<221> source
<223> /note="Description of Artificial Sequence: Synthetic oligonucleotide"

50 <400> 270
agucggugac caugaccug ccc 23

55 <210> 271
<211> 23
<212> RNA
<213> Artificial Sequence

<220>
<221> source
<223> /note="Description of Artificial Sequence: Synthetic oligonucleotide"

EP 2 929 031 B1

<400> 271
aagucgguga ccaugacccu gcc 23

5
<210> 272
<211> 23
<212> RNA
<213> Artificial Sequence

10
<220>
<221> source
<223> /note="Description of Artificial Sequence: Synthetic oligonucleotide"

15
<400> 272
ucgaagucgg ugaccaugac ccu 23

20
<210> 273
<211> 23
<212> RNA
<213> Artificial Sequence

25
<220>
<221> source
<223> /note="Description of Artificial Sequence: Synthetic oligonucleotide"

30
<400> 273
ucucgaaguc ggugaccaug acc 23

35
<210> 274
<211> 23
<212> RNA
<213> Artificial Sequence

40
<220>
<221> source
<223> /note="Description of Artificial Sequence: Synthetic oligonucleotide"

45
<400> 274
uguggaagcg ggucccgucc ucc 23

50
<210> 275
<211> 23
<212> RNA
<213> Artificial Sequence

55
<220>
<221> source
<223> /note="Description of Artificial Sequence: Synthetic oligonucleotide"

<400> 275
ugucugugga agcggguccc guc 23

<210> 276
<211> 23
<212> RNA
<213> Artificial Sequence

<220>
<221> source

EP 2 929 031 B1

<223> /note="Description of Artificial Sequence: Synthetic oligonucleotide"

<400> 276
acuugcuggc cugucugugg aag 23

5

<210> 277
<211> 23
<212> RNA
<213> Artificial Sequence

10

<220>
<221> source
<223> /note="Description of Artificial Sequence: Synthetic oligonucleotide"

15

<400> 277
uggcaguuga gcacgcgag gcu 23

<210> 278
<211> 23
<212> RNA
<213> Artificial Sequence

20

<220>
<221> source
<223> /note="Description of Artificial Sequence: Synthetic oligonucleotide"

25

<400> 278
uuggcaguug agcacgcgca ggc 23

<210> 279
<211> 23
<212> RNA
<213> Artificial Sequence

30

<220>
<221> source
<223> /note="Description of Artificial Sequence: Synthetic oligonucleotide"

35

<400> 279
uucccuuggc aguugagcac gcg 23

40

<210> 280
<211> 23
<212> RNA
<213> Artificial Sequence

45

<220>
<221> source
<223> /note="Description of Artificial Sequence: Synthetic oligonucleotide"

50

<400> 280
aacuccaggc cuaugagggg gcc 23

<210> 281
<211> 23
<212> RNA
<213> Artificial Sequence

55

EP 2 929 031 B1

<220>
<221> source
<223> /note="Description of Artificial Sequence: Synthetic oligonucleotide"
5 <400> 281
aaacuccagg ccuaugaggg ugc 23

<210> 282
<211> 23
10 <212> RNA
<213> Artificial Sequence

<220>
<221> source
15 <223> /note="Description of Artificial Sequence: Synthetic oligonucleotide"

<400> 282
uaaacuccag gccuaugagg gug 23

20 <210> 283
<211> 23
<212> RNA
<213> Artificial Sequence

25 <220>
<221> source
<223> /note="Description of Artificial Sequence: Synthetic oligonucleotide"

30 <400> 283
a aaaacucca ggccuaugag ggu 23

<210> 284
<211> 23
<212> RNA
35 <213> Artificial Sequence

<220>
<221> source
<223> /note="Description of Artificial Sequence: Synthetic oligonucleotide"
40 <400> 284
aa uaaacucc aggccuauga ggg 23

<210> 285
45 <211> 23
<212> RNA
<213> Artificial Sequence

<220>
50 <221> source
<223> /note="Description of Artificial Sequence: Synthetic oligonucleotide"

<400> 285
55 uccgaa uaaa cuccaggccu aug 23

<210> 286
<211> 23
<212> RNA

EP 2 929 031 B1

<213> Artificial Sequence

<220>
<221> source
5 <223> /note="Description of Artificial Sequence: Synthetic oligonucleotide"

<400> 286
uuccgaauaa acuccaggcc uau 23

10 <210> 287
<211> 23
<212> RNA
<213> Artificial Sequence

15 <220>
<221> source
<223> /note="Description of Artificial Sequence: Synthetic oligonucleotide"

20 <400> 287
uuuccgaaua aacuccaggc cua 23

<210> 288
<211> 23
<212> RNA
25 <213> Artificial Sequence

<220>
<221> source
<223> /note="Description of Artificial Sequence: Synthetic oligonucleotide"

30 <400> 288
uuuuccgaau aaacuccagg ccu 23

<210> 289
<211> 23
<212> RNA
35 <213> Artificial Sequence

<220>
<221> source
<223> /note="Description of Artificial Sequence: Synthetic oligonucleotide"

40 <400> 289
uggcuuuucc gaauaaacuc cag 23

45 <210> 290
<211> 23
<212> RNA
<213> Artificial Sequence

50 <220>
<221> source
<223> /note="Description of Artificial Sequence: Synthetic oligonucleotide"

55 <400> 290
agcuggcuuu uccgaauaaa cuc 23

<210> 291

EP 2 929 031 B1

<211> 23
<212> RNA
<213> Artificial Sequence

5 <220>
<221> source
<223> /note="Description of Artificial Sequence: Synthetic oligonucleotide"

<400> 291
10 ugaccagcac gaccccagcc cuc 23

<210> 292
<211> 23
<212> RNA
15 <213> Artificial Sequence

<220>
<221> source
<223> /note="Description of Artificial Sequence: Synthetic oligonucleotide"

20 <400> 292
aaguugccgg cagcggugac cag 23

<210> 293
25 <211> 23
<212> RNA
<213> Artificial Sequence

<220>
30 <221> source
<223> /note="Description of Artificial Sequence: Synthetic oligonucleotide"

<400> 293
35 aguagaggca ggcaucgucc cgg 23

<210> 294
<211> 23
<212> RNA
40 <213> Artificial Sequence

<220>
<221> source
<223> /note="Description of Artificial Sequence: Synthetic oligonucleotide"

45 <400> 294
uccacacagc ggccaaguu ggu 23

<210> 295
<211> 23
50 <212> RNA
<213> Artificial Sequence

<220>
<221> source
55 <223> /note="Description of Artificial Sequence: Synthetic oligonucleotide"

<400> 295
agagguccac acagcggcca aag 23

EP 2 929 031 B1

<210> 296
<211> 23
<212> RNA
<213> Artificial Sequence
5
<220>
<221> source
<223> /note="Description of Artificial Sequence: Synthetic oligonucleotide"
10
<400> 296
aagaggucca cacagcggcc aaa 23
<210> 297
<211> 23
15
<212> RNA
<213> Artificial Sequence
<220>
<221> source
20
<223> /note="Description of Artificial Sequence: Synthetic oligonucleotide"
<400> 297
aaagaggucc acacagcggc caa 23
25
<210> 298
<211> 23
<212> RNA
<213> Artificial Sequence
30
<220>
<221> source
<223> /note="Description of Artificial Sequence: Synthetic oligonucleotide"
<400> 298
35
uggggcaaag agguccacac agc 23
<210> 299
<211> 23
<212> RNA
40
<213> Artificial Sequence
<220>
<221> source
<223> /note="Description of Artificial Sequence: Synthetic oligonucleotide"
45
<400> 299
aggcaccaau gauguccucc ccu 23
<210> 300
<211> 23
<212> RNA
50
<213> Artificial Sequence
<220>
<221> source
55
<223> /note="Description of Artificial Sequence: Synthetic oligonucleotide"
<400> 300

EP 2 929 031 B1

acacaaagca ggugcugcag ucg 23

5 <210> 301
<211> 23
<212> RNA
<213> Artificial Sequence

<220>
<221> source
10 <223> /note="Description of Artificial Sequence: Synthetic oligonucleotide"

<400> 301
acagcaucau ggugcaaug cca 23

15 <210> 302
<211> 23
<212> RNA
<213> Artificial Sequence

20 <220>
<221> source
<223> /note="Description of Artificial Sequence: Synthetic oligonucleotide"

25 <400> 302
uggaucaguc ucugccucaa cuc 23

30 <210> 303
<211> 23
<212> RNA
<213> Artificial Sequence

<220>
<221> source
<223> /note="Description of Artificial Sequence: Synthetic oligonucleotide"

35 <400> 303
aguggaucag ucucugccuc aac 23

40 <210> 304
<211> 23
<212> RNA
<213> Artificial Sequence

45 <220>
<221> source
<223> /note="Description of Artificial Sequence: Synthetic oligonucleotide"

50 <400> 304
aaguggauca gucucugccu caa 23

55 <210> 305
<211> 23
<212> RNA
<213> Artificial Sequence

<220>
<221> source
<223> /note="Description of Artificial Sequence: Synthetic oligonucleotide"

EP 2 929 031 B1

<400> 305
agaaguggau cagucucugc cuc 23

5
<210> 306
<211> 23
<212> RNA
<213> Artificial Sequence

10
<220>
<221> source
<223> /note="Description of Artificial Sequence: Synthetic oligonucleotide"

15
<400> 306
agagaagugg aucagucucu gcc 23

20
<210> 307
<211> 23
<212> RNA
<213> Artificial Sequence

25
<220>
<221> source
<223> /note="Description of Artificial Sequence: Synthetic oligonucleotide"

30
<400> 307
uuggcagaga aguggaucag ucu 23

35
<210> 308
<211> 23
<212> RNA
<213> Artificial Sequence

40
<220>
<221> source
<223> /note="Description of Artificial Sequence: Synthetic oligonucleotide"

45
<400> 308
aucuuuggca gagaagugga uca 23

50
<210> 309
<211> 23
<212> RNA
<213> Artificial Sequence

55
<220>
<221> source
<223> /note="Description of Artificial Sequence: Synthetic oligonucleotide"

<400> 309
ugguccucag ggaaccaggc cuc 23

<210> 310
<211> 23
<212> RNA
<213> Artificial Sequence

<220>
<221> source

EP 2 929 031 B1

<223> /note="Description of Artificial Sequence: Synthetic oligonucleotide"

<400> 310
accagguugg gggucaguac ccg 23

5

<210> 311
<211> 23
<212> RNA
<213> Artificial Sequence

10

<220>
<221> source
<223> /note="Description of Artificial Sequence: Synthetic oligonucleotide"

15

<400> 311
uccugcaaaa cagcugccaa ccu 23

<210> 312
<211> 23
<212> RNA
<213> Artificial Sequence

20

<220>
<221> source
<223> /note="Description of Artificial Sequence: Synthetic oligonucleotide"

25

<400> 312
aguccugcaa aacagcugcc aac 23

<210> 313
<211> 23
<212> RNA
<213> Artificial Sequence

30

<220>
<221> source
<223> /note="Description of Artificial Sequence: Synthetic oligonucleotide"

35

<400> 313
acaguccugc aaaacagcug cca 23

<210> 314
<211> 23
<212> RNA
<213> Artificial Sequence

40

<220>
<221> source
<223> /note="Description of Artificial Sequence: Synthetic oligonucleotide"

50

<400> 314
aagcguugug ggcccggcag acc 23

<210> 315
<211> 23
<212> RNA
<213> Artificial Sequence

55

EP 2 929 031 B1

<220>
<221> source
<223> /note="Description of Artificial Sequence: Synthetic oligonucleotide"
5 <400> 315
aaagcguugu gggcccgga gac 23

<210> 316
<211> 23
10 <212> RNA
<213> Artificial Sequence

<220>
<221> source
15 <223> /note="Description of Artificial Sequence: Synthetic oligonucleotide"

<400> 316
acccccaaaa gcuuguggg ccc 23

20 <210> 317
<211> 23
<212> RNA
<213> Artificial Sequence

25 <220>
<221> source
<223> /note="Description of Artificial Sequence: Synthetic oligonucleotide"

30 <400> 317
acaccucac ccccaaaagc guu 23

<210> 318
<211> 23
<212> RNA
35 <213> Artificial Sequence

<220>
<221> source
<223> /note="Description of Artificial Sequence: Synthetic oligonucleotide"
40 <400> 318
agacaccuc acccccaaaa gcg 23

<210> 319
<211> 23
45 <212> RNA
<213> Artificial Sequence

<220>
<221> source
50 <223> /note="Description of Artificial Sequence: Synthetic oligonucleotide"

<400> 319
uagacaccu cccccaaa agc 23
55 <210> 320
<211> 23
<212> RNA

EP 2 929 031 B1

<213> Artificial Sequence

<220>
<221> source
5 <223> /note="Description of Artificial Sequence: Synthetic oligonucleotide"

<400> 320
uggcguagac acccucaccc cca 23

10 <210> 321
<211> 23
<212> RNA
<213> Artificial Sequence

15 <220>
<221> source
<223> /note="Description of Artificial Sequence: Synthetic oligonucleotide"

20 <400> 321
auggcguaga cacccucacc ccc 23

<210> 322
<211> 23
<212> RNA
25 <213> Artificial Sequence

<220>
<221> source
<223> /note="Description of Artificial Sequence: Synthetic oligonucleotide"

30 <400> 322
aauggcguag acaccucac ccc 23

<210> 323
<211> 23
<212> RNA
35 <213> Artificial Sequence

<220>
<221> source
<223> /note="Description of Artificial Sequence: Synthetic oligonucleotide"

40 <400> 323
uggcaauggc guagacacc uca 23

45 <210> 324
<211> 23
<212> RNA
<213> Artificial Sequence

50 <220>
<221> source
<223> /note="Description of Artificial Sequence: Synthetic oligonucleotide"

55 <400> 324
accuggcaau ggcgagaca ccc 23

<210> 325

EP 2 929 031 B1

<211> 23
<212> RNA
<213> Artificial Sequence

5 <220>
<221> source
<223> /note="Description of Artificial Sequence: Synthetic oligonucleotide"

<400> 325
10 uggagcugug uggacgcugc agu 23

<210> 326
<211> 23
<212> RNA
15 <213> Artificial Sequence

<220>
<221> source
<223> /note="Description of Artificial Sequence: Synthetic oligonucleotide"

20 <400> 326
aguggacacg ggucCCAUG cug 23

<210> 327
25 <211> 23
<212> RNA
<213> Artificial Sequence

<220>
30 <221> source
<223> /note="Description of Artificial Sequence: Synthetic oligonucleotide"

<400> 327
35 ucagcacagg cggcuugugg gug 23

<210> 328
<211> 23
<212> RNA
40 <213> Artificial Sequence

<220>
<221> source
<223> /note="Description of Artificial Sequence: Synthetic oligonucleotide"

45 <400> 328
uugggcugac cucguggccu cag 23

<210> 329
<211> 23
<212> RNA
50 <213> Artificial Sequence

<220>
<221> source
55 <223> /note="Description of Artificial Sequence: Synthetic oligonucleotide"

<400> 329
acugguuggg cugaccucgu ggc 23

EP 2 929 031 B1

<210> 330
<211> 23
<212> RNA
<213> Artificial Sequence
5

<220>
<221> source
<223> /note="Description of Artificial Sequence: Synthetic oligonucleotide"
10

<400> 330
aagcguggau gcuggccucc cug 23

<210> 331
<211> 23
15
<212> RNA
<213> Artificial Sequence

<220>
<221> source
20
<223> /note="Description of Artificial Sequence: Synthetic oligonucleotide"

<400> 331
auggcagcag gaagcugga ugc 23
25

<210> 332
<211> 23
<212> RNA
<213> Artificial Sequence
30

<220>
<221> source
<223> /note="Description of Artificial Sequence: Synthetic oligonucleotide"

<400> 332
35
ugcuccuuga cuuugcauuc cag 23

<210> 333
<211> 23
<212> RNA
40
<213> Artificial Sequence

<220>
<221> source
<223> /note="Description of Artificial Sequence: Synthetic oligonucleotide"
45

<400> 333
ugcuccugag gggccgggau ucc 23

<210> 334
<211> 23
50
<212> RNA
<213> Artificial Sequence

<220>
<221> source
55
<223> /note="Description of Artificial Sequence: Synthetic oligonucleotide"

<400> 334

EP 2 929 031 B1

auuuuaaagc ucagccccag ccc 23

5 <210> 335
<211> 23
<212> RNA
<213> Artificial Sequence

<220>
<221> source
10 <223> /note="Description of Artificial Sequence: Synthetic oligonucleotide"

<400> 335
agggagcuuc cuggcaccuc cac 23

15 <210> 336
<211> 23
<212> RNA
<213> Artificial Sequence

20 <220>
<221> source
<223> /note="Description of Artificial Sequence: Synthetic oligonucleotide"

25 <400> 336
aauggugaaa ugccccacag uga 23

30 <210> 337
<211> 23
<212> RNA
<213> Artificial Sequence

<220>
<221> source
<223> /note="Description of Artificial Sequence: Synthetic oligonucleotide"

35 <400> 337
agaauccugc cuccuuggug gag 23

40 <210> 338
<211> 23
<212> RNA
<213> Artificial Sequence

45 <220>
<221> source
<223> /note="Description of Artificial Sequence: Synthetic oligonucleotide"

50 <400> 338
aagaauccug ccuccuuggu gga 23

55 <210> 339
<211> 23
<212> RNA
<213> Artificial Sequence

<220>
<221> source
<223> /note="Description of Artificial Sequence: Synthetic oligonucleotide"

EP 2 929 031 B1

<400> 339
aaagaauccu gccuccuugg ugg 23

5
<210> 340
<211> 23
<212> RNA
<213> Artificial Sequence

10
<220>
<221> source
<223> /note="Description of Artificial Sequence: Synthetic oligonucleotide"

15
<400> 340
aaugggaaga auccugccuc cuu 23

20
<210> 341
<211> 23
<212> RNA
<213> Artificial Sequence

25
<220>
<221> source
<223> /note="Description of Artificial Sequence: Synthetic oligonucleotide"

30
<400> 341
ucaugggaag aauccugccu ccu 23

35
<210> 342
<211> 23
<212> RNA
<213> Artificial Sequence

40
<220>
<221> source
<223> /note="Description of Artificial Sequence: Synthetic oligonucleotide"

45
<400> 342
agcuggagau gagggccauc agc 23

50
<210> 343
<211> 23
<212> RNA
<213> Artificial Sequence

55
<220>
<221> source
<223> /note="Description of Artificial Sequence: Synthetic oligonucleotide"

<400> 343
ugcuagaugc cauccagaaa gcu 23

<210> 344
<211> 23
<212> RNA
<213> Artificial Sequence

<220>
<221> source

EP 2 929 031 B1

<223> /note="Description of Artificial Sequence: Synthetic oligonucleotide"

<400> 344
uggcuagaug ccauccagaa agc 23

5

<210> 345
<211> 23
<212> RNA
<213> Artificial Sequence

10

<220>
<221> source
<223> /note="Description of Artificial Sequence: Synthetic oligonucleotide"

15

<400> 345
uuggcuagau gccauccaga aag 23

<210> 346
<211> 23
<212> RNA
<213> Artificial Sequence

20

<220>
<221> source
<223> /note="Description of Artificial Sequence: Synthetic oligonucleotide"

25

<400> 346
ucuggcuaga ugccauccag aaa 23

<210> 347
<211> 23
<212> RNA
<213> Artificial Sequence

30

<220>
<221> source
<223> /note="Description of Artificial Sequence: Synthetic oligonucleotide"

35

<400> 347
uucuggcuag augccaacca gaa 23

40

<210> 348
<211> 23
<212> RNA
<213> Artificial Sequence

45

<220>
<221> source
<223> /note="Description of Artificial Sequence: Synthetic oligonucleotide"

50

<400> 348
uuggcauaga gcagaguaaa ggu 23

<210> 349
<211> 23
<212> RNA
<213> Artificial Sequence

55

EP 2 929 031 B1

<220>
<221> source
<223> /note="Description of Artificial Sequence: Synthetic oligonucleotide"
5 <400> 349
ucuggcauag agcagaguaa agg 23

<210> 350
<211> 23
10 <212> RNA
<213> Artificial Sequence

<220>
<221> source
15 <223> /note="Description of Artificial Sequence: Synthetic oligonucleotide"

<400> 350
uagcacagcc uggcauagag cag 23

20 <210> 351
<211> 23
<212> RNA
<213> Artificial Sequence

25 <220>
<221> source
<223> /note="Description of Artificial Sequence: Synthetic oligonucleotide"

30 <400> 351
uaguggagcg gguuggcuga gac 23

<210> 352
<211> 23
<212> RNA
35 <213> Artificial Sequence

<220>
<221> source
<223> /note="Description of Artificial Sequence: Synthetic oligonucleotide"
40 <400> 352
uuaguggagc gguuggcug aga 23

<210> 353
45 <211> 23
<212> RNA
<213> Artificial Sequence

<220>
50 <221> source
<223> /note="Description of Artificial Sequence: Synthetic oligonucleotide"

<400> 353
55 uugcugugug agcuuggcag gca 23

<210> 354
<211> 23
<212> RNA

EP 2 929 031 B1

<213> Artificial Sequence

<220>
<221> source
5 <223> /note="Description of Artificial Sequence: Synthetic oligonucleotide"

<400> 354
uuccugcugu gugagcuugg cag 23

10 <210> 355
<211> 23
<212> RNA
<213> Artificial Sequence

15 <220>
<221> source
<223> /note="Description of Artificial Sequence: Synthetic oligonucleotide"

20 <400> 355
uuuccugcug ugugagcuug gca 23

<210> 356
<211> 23
<212> RNA
25 <213> Artificial Sequence

<220>
<221> source
<223> /note="Description of Artificial Sequence: Synthetic oligonucleotide"

30 <400> 356
aguuccugcu gugugagcuu ggc 23

<210> 357
35 <211> 23
<212> RNA
<213> Artificial Sequence

<220>
40 <221> source
<223> /note="Description of Artificial Sequence: Synthetic oligonucleotide"

<400> 357
45 aaguuccugc ugugugagcu ugg 23

<210> 358
<211> 23
<212> RNA
<213> Artificial Sequence

50 <220>
<221> source
<223> /note="Description of Artificial Sequence: Synthetic oligonucleotide"

55 <400> 358
uaagaagagg cuuggcuuca gag 23

<210> 359

EP 2 929 031 B1

<211> 23
<212> RNA
<213> Artificial Sequence

5 <220>
<221> source
<223> /note="Description of Artificial Sequence: Synthetic oligonucleotide"

<400> 359
10 uuaagaagag gcuuggcuuc aga 23

<210> 360
<211> 23
<212> RNA
15 <213> Artificial Sequence

<220>
<221> source
<223> /note="Description of Artificial Sequence: Synthetic oligonucleotide"

20 <400> 360
aguaagaaga ggcuuggcuu cag 23

<210> 361
25 <211> 23
<212> RNA
<213> Artificial Sequence

<220>
30 <221> source
<223> /note="Description of Artificial Sequence: Synthetic oligonucleotide"

<400> 361
35 aaguaagaag aggcuuggcu uca 23

<210> 362
<211> 23
<212> RNA
40 <213> Artificial Sequence

<220>
<221> source
<223> /note="Description of Artificial Sequence: Synthetic oligonucleotide"

45 <400> 362
uuucccuuc ccagccucac ugu 23

<210> 363
<211> 23
50 <212> RNA
<213> Artificial Sequence

<220>
<221> source
55 <223> /note="Description of Artificial Sequence: Synthetic oligonucleotide"

<400> 363
uguucccuu cccagccuca cug 23

EP 2 929 031 B1

5
<210> 364
<211> 23
<212> RNA
<213> Artificial Sequence
<220>
<221> source
<223> /note="Description of Artificial Sequence: Synthetic oligonucleotide"
10
<400> 364
ucuguguucc ccuucccagc cuc 23
<210> 365
<211> 23
15
<212> RNA
<213> Artificial Sequence
<220>
<221> source
20
<223> /note="Description of Artificial Sequence: Synthetic oligonucleotide"
<400> 365
uccuggucug uguuccccuu ccc 23
25
<210> 366
<211> 23
<212> RNA
<213> Artificial Sequence
30
<220>
<221> source
<223> /note="Description of Artificial Sequence: Synthetic oligonucleotide"
<400> 366
35
uuccuggucu guguucccu ucc 23
<210> 367
<211> 23
<212> RNA
40
<213> Artificial Sequence
<220>
<221> source
<223> /note="Description of Artificial Sequence: Synthetic oligonucleotide"
45
<400> 367
uuuccugguc ugugucccc uuc 23
<210> 368
50
<211> 23
<212> RNA
<213> Artificial Sequence
<220>
55
<221> source
<223> /note="Description of Artificial Sequence: Synthetic oligonucleotide"
<400> 368

EP 2 929 031 B1

agcuuccugg ucuguguucc ccu 23

<210> 369
<211> 23
5 <212> RNA
<213> Artificial Sequence

<220>
<221> source
10 <223> /note="Description of Artificial Sequence: Synthetic oligonucleotide"

<400> 369
uggugcucaa ggaggacag uug 23

15 <210> 370
<211> 23
<212> RNA
<213> Artificial Sequence

20 <220>
<221> source
<223> /note="Description of Artificial Sequence: Synthetic oligonucleotide"

25 <400> 370
ugcuugcuug ggugggcug gug 23

30 <210> 371
<211> 23
<212> RNA
<213> Artificial Sequence

35 <220>
<221> source
<223> /note="Description of Artificial Sequence: Synthetic oligonucleotide"

40 <400> 371
ugucugcuug cuuggugg gcu 23

45 <210> 372
<211> 23
<212> RNA
<213> Artificial Sequence

50 <220>
<221> source
<223> /note="Description of Artificial Sequence: Synthetic oligonucleotide"

55 <400> 372
augucugcuu gcuuggugg ggc 23

<210> 373
<211> 23
<212> RNA
<213> Artificial Sequence

<220>
<221> source
<223> /note="Description of Artificial Sequence: Synthetic oligonucleotide"

EP 2 929 031 B1

<400> 373
aaugucugcu ugcugggug ggg 23

5
<210> 374
<211> 23
<212> RNA
<213> Artificial Sequence

10
<220>
<221> source
<223> /note="Description of Artificial Sequence: Synthetic oligonucleotide"

15
<400> 374
aaaugucugc ugcugggu ggg 23

20
<210> 375
<211> 23
<212> RNA
<213> Artificial Sequence

25
<220>
<221> source
<223> /note="Description of Artificial Sequence: Synthetic oligonucleotide"

30
<400> 375
uaaaugucug cugcuuggg ugg 23

35
<210> 376
<211> 23
<212> RNA
<213> Artificial Sequence

40
<220>
<221> source
<223> /note="Description of Artificial Sequence: Synthetic oligonucleotide"

45
<400> 376
a^uaaaugucu gcugcuugg gug 23

50
<210> 377
<211> 23
<212> RNA
<213> Artificial Sequence

55
<220>
<221> source
<223> /note="Description of Artificial Sequence: Synthetic oligonucleotide"

60
<400> 377
aa^uaaauguc ugcugcuug ggu 23

65
<210> 378
<211> 23
<212> RNA
<213> Artificial Sequence

70
<220>
<221> source

EP 2 929 031 B1

<223> /note="Description of Artificial Sequence: Synthetic oligonucleotide"

<400> 378
agauaaaugu cugcuugcuu ggg 23

5

<210> 379
<211> 23
<212> RNA
<213> Artificial Sequence

10

<220>
<221> source
<223> /note="Description of Artificial Sequence: Synthetic oligonucleotide"

15

<400> 379
aagauaaaug ucugcuugcu ugg 23

<210> 380
<211> 23
<212> RNA
<213> Artificial Sequence

20

<220>
<221> source
<223> /note="Description of Artificial Sequence: Synthetic oligonucleotide"

25

<400> 380
aaagauaaau gucugcuugc uug 23

<210> 381
<211> 23
<212> RNA
<213> Artificial Sequence

30

<220>
<221> source
<223> /note="Description of Artificial Sequence: Synthetic oligonucleotide"

35

<400> 381
aaaaagauaa augucugcuu gcu 23

<210> 382
<211> 23
<212> RNA
<213> Artificial Sequence

40

<220>
<221> source
<223> /note="Description of Artificial Sequence: Synthetic oligonucleotide"

50

<400> 382
ucaaagaua aaugucugcu ugc 23

<210> 383
<211> 23
<212> RNA
<213> Artificial Sequence

55

EP 2 929 031 B1

<220>
<221> source
<223> /note="Description of Artificial Sequence: Synthetic oligonucleotide"
5 <400> 383
uccaaaagau aaaugucugc uug 23

<210> 384
<211> 23
10 <212> RNA
<213> Artificial Sequence

<220>
<221> source
15 <223> /note="Description of Artificial Sequence: Synthetic oligonucleotide"

<400> 384
acccaaaaga uaaugucug cuu 23

20 <210> 385
<211> 23
<212> RNA
<213> Artificial Sequence

25 <220>
<221> source
<223> /note="Description of Artificial Sequence: Synthetic oligonucleotide"

30 <400> 385
agacccaaaa gauaaauguc ugc 23

<210> 386
<211> 23
<212> RNA
35 <213> Artificial Sequence

<220>
<221> source
<223> /note="Description of Artificial Sequence: Synthetic oligonucleotide"
40 <400> 386
aagacccaaa agauaaaugu cug 23

<210> 387
45 <211> 23
<212> RNA
<213> Artificial Sequence

<220>
50 <221> source
<223> /note="Description of Artificial Sequence: Synthetic oligonucleotide"

<400> 387
55 acagacccaa aagauaaaug ucu 23

<210> 388
<211> 23
<212> RNA

EP 2 929 031 B1

<213> Artificial Sequence

<220>
<221> source
5 <223> /note="Description of Artificial Sequence: Synthetic oligonucleotide"

<400> 388
aggacagacc caaaagauaa aug 23

10 <210> 389
<211> 23
<212> RNA
<213> Artificial Sequence

15 <220>
<221> source
<223> /note="Description of Artificial Sequence: Synthetic oligonucleotide"

20 <400> 389
aaggacagac ccaaagaua aau 23

<210> 390
<211> 23
<212> RNA
25 <213> Artificial Sequence

<220>
<221> source
<223> /note="Description of Artificial Sequence: Synthetic oligonucleotide"

30 <400> 390
agaggacaga cccaaaagau aaa 23

<210> 391
35 <211> 23
<212> RNA
<213> Artificial Sequence

<220>
40 <221> source
<223> /note="Description of Artificial Sequence: Synthetic oligonucleotide"

<400> 391
45 aagaggacag acccaaaaga uaa 23

<210> 392
<211> 23
<212> RNA
50 <213> Artificial Sequence

<220>
<221> source
<223> /note="Description of Artificial Sequence: Synthetic oligonucleotide"

55 <400> 392
agagaggaca gaccctaaaag aua 23

<210> 393

EP 2 929 031 B1

<211> 23
<212> RNA
<213> Artificial Sequence

5 <220>
<221> source
<223> /note="Description of Artificial Sequence: Synthetic oligonucleotide"

<400> 393
10 acagagagga cagacccaaa aga 23

<210> 394
<211> 23
<212> RNA
15 <213> Artificial Sequence

<220>
<221> source
<223> /note="Description of Artificial Sequence: Synthetic oligonucleotide"

20 <400> 394
aacagagagg acagacccaa aag 23

<210> 395
25 <211> 23
<212> RNA
<213> Artificial Sequence

<220>
30 <221> source
<223> /note="Description of Artificial Sequence: Synthetic oligonucleotide"

<400> 395
35 aaacagagag gacagaccca aaa 23

<210> 396
<211> 23
<212> RNA
40 <213> Artificial Sequence

<220>
<221> source
<223> /note="Description of Artificial Sequence: Synthetic oligonucleotide"

45 <400> 396
ucaacagaga ggacagacc aaa 23

<210> 397
<211> 23
50 <212> RNA
<213> Artificial Sequence

<220>
<221> source
55 <223> /note="Description of Artificial Sequence: Synthetic oligonucleotide"

<400> 397
ugcaacagag aggacagacc caa 23

EP 2 929 031 B1

<210> 398
<211> 23
<212> RNA
<213> Artificial Sequence
5
<220>
<221> source
<223> /note="Description of Artificial Sequence: Synthetic oligonucleotide"
10
<400> 398
aggcaacaga gaggacagac cca 23
<210> 399
<211> 23
15
<212> RNA
<213> Artificial Sequence
<220>
<221> source
20
<223> /note="Description of Artificial Sequence: Synthetic oligonucleotide"
<400> 399
aaggcaacag agaggacaga ccc 23
25
<210> 400
<211> 23
<212> RNA
<213> Artificial Sequence
30
<220>
<221> source
<223> /note="Description of Artificial Sequence: Synthetic oligonucleotide"
<400> 400
35
aaaggcaaca gagaggacag acc 23
<210> 401
<211> 23
<212> RNA
40
<213> Artificial Sequence
<220>
<221> source
<223> /note="Description of Artificial Sequence: Synthetic oligonucleotide"
45
<400> 401
aaaaggcaac agagaggaca gac 23
<210> 402
<211> 23
<212> RNA
50
<213> Artificial Sequence
<220>
<221> source
55
<223> /note="Description of Artificial Sequence: Synthetic oligonucleotide"
<400> 402

EP 2 929 031 B1

aaaaaggcaa cagagaggac aga 23

<210> 403
<211> 23
5 <212> RNA
<213> Artificial Sequence

<220>
<221> source
10 <223> /note="Description of Artificial Sequence: Synthetic oligonucleotide"

<400> 403
uaaaaaggca acagagagga cag 23

15 <210> 404
<211> 23
<212> RNA
<213> Artificial Sequence

20 <220>
<221> source
<223> /note="Description of Artificial Sequence: Synthetic oligonucleotide"

<400> 404
25 aagcaaaaca ggucuagaaa agu 23

<210> 405
<211> 23
<212> RNA
30 <213> Artificial Sequence

<220>
<221> source
<223> /note="Description of Artificial Sequence: Synthetic oligonucleotide"

35 <400> 405
aaagcaaac aggucuagaa aag 23

<210> 406
40 <211> 23
<212> RNA
<213> Artificial Sequence

<220>
45 <221> source
<223> /note="Description of Artificial Sequence: Synthetic oligonucleotide"

<400> 406
50 aaaagcaaaa caggucuaga aaa 23

<210> 407
<211> 23
<212> RNA
55 <213> Artificial Sequence

<220>
<221> source
<223> /note="Description of Artificial Sequence: Synthetic oligonucleotide"

EP 2 929 031 B1

<400> 407
aaaaagcaaa acaggucuag aaa 23

5
<210> 408
<211> 23
<212> RNA
<213> Artificial Sequence

10
<220>
<221> source
<223> /note="Description of Artificial Sequence: Synthetic oligonucleotide"

15
<400> 408
acaaaagcaa aacaggucua gaa 23

20
<210> 409
<211> 23
<212> RNA
<213> Artificial Sequence

25
<220>
<221> source
<223> /note="Description of Artificial Sequence: Synthetic oligonucleotide"

30
<400> 409
uacaaaagca aaacaggucu aga 23

35
<210> 410
<211> 21
<212> RNA
<213> Artificial Sequence

40
<220>
<221> source
<223> /note="Description of Artificial Sequence: Synthetic oligonucleotide"

45
<400> 410
acaaaagcaa aacaggucua g 21

50
<210> 411
<211> 21
<212> RNA
<213> Artificial Sequence

55
<220>
<221> source
<223> /note="Description of Artificial Sequence: Synthetic oligonucleotide"

60
<400> 411
acaaaagcaa aacaggucau a 21

65
<210> 412
<211> 21
<212> RNA
<213> Artificial Sequence

70
<220>
<221> source

EP 2 929 031 B1

<223> /note="Description of Artificial Sequence: Synthetic oligonucleotide"

<400> 412
acaaaagcaa aacaggucua g 21

5

<210> 413
<211> 23
<212> RNA
<213> Artificial Sequence

10

<220>
<221> source
<223> /note="Description of Artificial Sequence: Synthetic oligonucleotide"

15

<400> 413
aaauaucuuc aaguuacaaa agc 23

20

<210> 414
<211> 23
<212> RNA
<213> Artificial Sequence

25

<220>
<221> source
<223> /note="Description of Artificial Sequence: Synthetic oligonucleotide"

30

<400> 414
uaaaauucuu caaguuacaa aag 23

<210> 415
<211> 23
<212> RNA
<213> Artificial Sequence

35

<220>
<221> source
<223> /note="Description of Artificial Sequence: Synthetic oligonucleotide"

40

<400> 415
auaaaauaucu ucaaguuaca aaa 23

<210> 416
<211> 23
<212> RNA
<213> Artificial Sequence

45

<220>
<221> source
<223> /note="Description of Artificial Sequence: Synthetic oligonucleotide"

50

<400> 416
aauaaaauauc uucaaguuac aaa 23

<210> 417
<211> 23
<212> RNA
<213> Artificial Sequence

55

EP 2 929 031 B1

<220>
<221> source
<223> /note="Description of Artificial Sequence: Synthetic oligonucleotide"
5 <400> 417
aaauaaauau cuucaaguua caa 23

<210> 418
<211> 23
10 <212> RNA
<213> Artificial Sequence

<220>
<221> source
15 <223> /note="Description of Artificial Sequence: Synthetic oligonucleotide"

<400> 418
acaaaagcaa aacaggucua gaa 23
20 <210> 419
<211> 23
<212> RNA
<213> Artificial Sequence

<220>
<221> source
25 <223> /note="Description of Artificial Sequence: Synthetic oligonucleotide"

<400> 419
30 acaaaagcaa aacaggucua gaa 23

<210> 420
<211> 23
<212> RNA
35 <213> Artificial Sequence

<220>
<221> source
40 <223> /note="Description of Artificial Sequence: Synthetic oligonucleotide"

<400> 420
acaaaagcaa aacaggucua gaa 23

<210> 421
45 <211> 23
<212> RNA
<213> Artificial Sequence

<220>
<221> source
50 <223> /note="Description of Artificial Sequence: Synthetic oligonucleotide"

<400> 421
55 acaaaagcaa aacaggucua gaa 23

<210> 422
<211> 21
<212> RNA

EP 2 929 031 B1

<213> Artificial Sequence

<220>
<221> source
5 <223> /note="Description of Artificial Sequence: Synthetic oligonucleotide"

<400> 422
acaaaagcaa aacaggucua g 21

10 <210> 423
<211> 22
<212> RNA
<213> Artificial Sequence

15 <220>
<221> source
<223> /note="Description of Artificial Sequence: Synthetic oligonucleotide"

20 <400> 423
acaaaagcaa aacaggucua ga 22

<210> 424
<211> 22
<212> RNA
25 <213> Artificial Sequence

<220>
<221> source
<223> /note="Description of Artificial Sequence: Synthetic oligonucleotide"

30 <400> 424
acaaaagcaa aacaggucua ga 22

<210> 425
<211> 22
<212> RNA
35 <213> Artificial Sequence

<220>
<221> source
<223> /note="Description of Artificial Sequence: Synthetic oligonucleotide"

40 <400> 425
acaaaagcaa aacaggucua ga 22

45 <210> 426
<211> 22
<212> RNA
<213> Artificial Sequence

50 <220>
<221> source
<223> /note="Description of Artificial Sequence: Synthetic oligonucleotide"

55 <400> 426
acaaaagcaa aacaggucua ga 22

<210> 427

EP 2 929 031 B1

<211> 22
<212> RNA
<213> Artificial Sequence

5 <220>
<221> source
<223> /note="Description of Artificial Sequence: Synthetic oligonucleotide"

<400> 427
10 acaaaagcaa aacaggucua ga 22

<210> 428
<211> 21
<212> RNA
15 <213> Artificial Sequence

<220>
<221> source
<223> /note="Description of Artificial Sequence: Synthetic oligonucleotide"

20 <400> 428
acaaaagcaa aacaggucua g 21

<210> 429
25 <211> 20
<212> RNA
<213> Artificial Sequence

<220>
30 <221> source
<223> /note="Description of Artificial Sequence: Synthetic oligonucleotide"

<400> 429
35 acaaaagcaa aacaggucua 20

<210> 430
<211> 19
<212> RNA
40 <213> Artificial Sequence

<220>
<221> source
<223> /note="Description of Artificial Sequence: Synthetic oligonucleotide"

45 <400> 430
acaaaagcaa aacaggucu 19

<210> 431
<211> 19
50 <212> RNA
<213> Artificial Sequence

<220>
<221> source
55 <223> /note="Description of Artificial Sequence: Synthetic oligonucleotide"

<400> 431
acaaaagcaa aacaggucu 19

EP 2 929 031 B1

<210> 432
<211> 20
<212> RNA
<213> Artificial Sequence
5
<220>
<221> source
<223> /note="Description of Artificial Sequence: Synthetic oligonucleotide"
10
<400> 432
acaaaagcaa aacaggucua 20
<210> 433
<211> 20
15
<212> RNA
<213> Artificial Sequence
<220>
<221> source
20
<223> /note="Description of Artificial Sequence: Synthetic oligonucleotide"
<400> 433
acaaaagcaa aacaggucua 20
25
<210> 434
<211> 20
<212> RNA
<213> Artificial Sequence
30
<220>
<221> source
<223> /note="Description of Artificial Sequence: Synthetic oligonucleotide"
<400> 434
35
acaaaagcaa aacaggucua 20
<210> 435
<211> 21
<212> RNA
40
<213> Artificial Sequence
<220>
<221> source
<223> /note="Description of Artificial Sequence: Synthetic oligonucleotide"
45
<400> 435
acaaaagcaa aacaggucua g 21
<210> 436
50
<211> 21
<212> RNA
<213> Artificial Sequence
<220>
55
<221> source
<223> /note="Description of Artificial Sequence: Synthetic oligonucleotide"
<400> 436

EP 2 929 031 B1

acaaaagcaa aacaggucua g 21

<210> 437
<211> 21
5 <212> RNA
<213> Artificial Sequence

<220>
<221> source
10 <223> /note="Description of Artificial Sequence: Synthetic oligonucleotide"

<400> 437
acaaaagcaa aacaggucua g 21

15 <210> 438
<211> 23
<212> RNA
<213> Artificial Sequence

20 <220>
<221> source
<223> /note="Description of Artificial Sequence: Synthetic oligonucleotide"

<400> 438
25 acaaaagcaa aacaggucua gaa 23

<210> 439
<211> 23
<212> RNA
30 <213> Artificial Sequence

<220>
<221> source
<223> /note="Description of Artificial Sequence: Synthetic oligonucleotide"

35 <400> 439
acaaaagcaa aacaggucua gaa 23

<210> 440
40 <211> 23
<212> RNA
<213> Artificial Sequence

<220>
45 <221> source
<223> /note="Description of Artificial Sequence: Synthetic oligonucleotide"

<400> 440
50 acaaaagcaa aacaggucua gaa 23

<210> 441
<211> 23
<212> RNA
55 <213> Artificial Sequence

<220>
<221> source
<223> /note="Description of Artificial Sequence: Synthetic oligonucleotide"

EP 2 929 031 B1

<400> 441
acaaaagcaa aacaggucua gaa 23

5
<210> 442
<211> 23
<212> RNA
<213> Artificial Sequence

10
<220>
<221> source
<223> /note="Description of Artificial Sequence: Synthetic oligonucleotide"

<400> 442
aaaaagauaa augucugcuu gcu 23

15
<210> 443
<211> 23
<212> RNA
<213> Artificial Sequence

20
<220>
<221> source
<223> /note="Description of Artificial Sequence: Synthetic oligonucleotide"

25
<400> 443
aagcaaaaca ggucuagaaa agu 23

30
<210> 444
<211> 21
<212> RNA
<213> Artificial Sequence

35
<220>
<221> source
<223> /note="Description of Artificial Sequence: Synthetic oligonucleotide"

<400> 444
acaaaagcaa aacaggucua g 21

40
<210> 445
<211> 21
<212> RNA
<213> Artificial Sequence

45
<220>
<221> source
<223> /note="Description of Artificial Sequence: Synthetic oligonucleotide"

50
<400> 445
acaaaagcaa aacaggucua g 21

55
<210> 446
<211> 21
<212> RNA
<213> Artificial Sequence

<220>
<221> source

EP 2 929 031 B1

<223> /note="Description of Artificial Sequence: Synthetic oligonucleotide"

<400> 446
acaaaagcaa aacaggucua g 21

5

<210> 447
<211> 21
<212> RNA
<213> Artificial Sequence

10

<220>
<221> source
<223> /note="Description of Artificial Sequence: Synthetic oligonucleotide"

15

<400> 447
acaaaagcaa aacaggucua g 21

<210> 448
<211> 21
<212> RNA
<213> Artificial Sequence

20

<220>
<221> source
<223> /note="Description of Artificial Sequence: Synthetic oligonucleotide"

25

<400> 448
acaaaagcaa aacaggucua g 21

<210> 449
<211> 21
<212> RNA
<213> Artificial Sequence

30

<220>
<221> source
<223> /note="Description of Artificial Sequence: Synthetic oligonucleotide"

35

<400> 449
acaaaagcaa aacaggucua g 21

40

<210> 450
<211> 23
<212> RNA
<213> Artificial Sequence

45

<220>
<221> source
<223> /note="Description of Artificial Sequence: Synthetic oligonucleotide"

50

<400> 450
acaaaagcaa aacaggucua gaa 23

<210> 451
<211> 21
<212> RNA
<213> Artificial Sequence

55

EP 2 929 031 B1

<220>
<221> source
<223> /note="Description of Artificial Sequence: Synthetic oligonucleotide"
5 <400> 451
acaaaagcaa aacaggucua g 21

<210> 452
<211> 21
10 <212> RNA
<213> Artificial Sequence

<220>
<221> source
15 <223> /note="Description of Artificial Sequence: Synthetic oligonucleotide"

<400> 452
acaaaagcaa aacaggucua g 21

20 <210> 453
<211> 23
<212> RNA
<213> Artificial Sequence

25 <220>
<221> source
<223> /note="Description of Artificial Sequence: Synthetic oligonucleotide"

30 <400> 453
acaaaagcaa aacaggucua gaa 23

<210> 454
<211> 23
<212> RNA
35 <213> Artificial Sequence

<220>
<221> source
<223> /note="Description of Artificial Sequence: Synthetic oligonucleotide"
40 <400> 454
acaaaagcaa aacaggucua gaa 23

<210> 455
<211> 21
<212> RNA
45 <213> Artificial Sequence

<220>
<221> source
50 <223> /note="Description of Artificial Sequence: Synthetic oligonucleotide"

<400> 455
cgaggacggc gacuacgagg a 21
55 <210> 456
<211> 21
<212> RNA

EP 2 929 031 B1

<213> Artificial Sequence

<220>
<221> source
5 <223> /note="Description of Artificial Sequence: Synthetic oligonucleotide"

<400> 456
gccggggaua ccucaccaag a 21

10 <210> 457
<211> 21
<212> RNA
<213> Artificial Sequence

15 <220>
<221> source
<223> /note="Description of Artificial Sequence: Synthetic oligonucleotide"

20 <400> 457
gcccgauguc gacuacaug a 21

<210> 458
<211> 21
<212> RNA
25 <213> Artificial Sequence

<220>
<221> source
<223> /note="Description of Artificial Sequence: Synthetic oligonucleotide"

30 <400> 458
ccugguggag guguaucucc u 21

<210> 459
<211> 21
<212> RNA
35 <213> Artificial Sequence

<220>
<221> source
<223> /note="Description of Artificial Sequence: Synthetic oligonucleotide"

40 <400> 459
uccuagacac cagcauacag a 21

45 <210> 460
<211> 21
<212> RNA
<213> Artificial Sequence

50 <220>
<221> source
<223> /note="Description of Artificial Sequence: Synthetic oligonucleotide"

55 <400> 460
gcagggucan ggucaccgac u 21

<210> 461

EP 2 929 031 B1

<211> 21
<212> RNA
<213> Artificial Sequence

5 <220>
<221> source
<223> /note="Description of Artificial Sequence: Synthetic oligonucleotide"

<400> 461
10 ccugcgcgug cucaacugcc a 21

<210> 462
<211> 21
<212> RNA
15 <213> Artificial Sequence

<220>
<221> source
<223> /note="Description of Artificial Sequence: Synthetic oligonucleotide"

20 <400> 462
uaggccugga guuuauucgg a 21

<210> 463
25 <211> 21
<212> RNA
<213> Artificial Sequence

<220>
30 <221> source
<223> /note="Description of Artificial Sequence: Synthetic oligonucleotide"

<400> 463
35 gggacgaugc cugccucuac u 21

<210> 464
<211> 21
<212> RNA
40 <213> Artificial Sequence

<220>
<221> source
<223> /note="Description of Artificial Sequence: Synthetic oligonucleotide"

45 <400> 464
gcauugcagc caugaucug u 21

<210> 465
<211> 21
<212> RNA
50 <213> Artificial Sequence

<220>
<221> source
55 <223> /note="Description of Artificial Sequence: Synthetic oligonucleotide"

<400> 465
ggccugguuc ccugaggacc a 21

EP 2 929 031 B1

<210> 466
<211> 21
<212> RNA
<213> Artificial Sequence
5
<220>
<221> source
<223> /note="Description of Artificial Sequence: Synthetic oligonucleotide"
10
<400> 466
cgcuuuuggg ggugagggug u 21
<210> 467
<211> 21
15
<212> RNA
<213> Artificial Sequence
<220>
<221> source
20
<223> /note="Description of Artificial Sequence: Synthetic oligonucleotide"
<400> 467
uuuucuagac cuguuuugcu u 21
25
<210> 468
<211> 21
<212> RNA
<213> Artificial Sequence
30
<220>
<221> source
<223> /note="Description of Artificial Sequence: Synthetic oligonucleotide"
35
<400> 468
ccggggauac cucaccaaga u 21
<210> 469
<211> 21
<212> RNA
40
<213> Artificial Sequence
<220>
<221> source
<223> /note="Description of Artificial Sequence: Synthetic oligonucleotide"
45
<400> 469
ccaugucgac uacaucgagg a 21
<210> 470
<211> 21
<212> RNA
50
<213> Artificial Sequence
<220>
<221> source
55
<223> /note="Description of Artificial Sequence: Synthetic oligonucleotide"
<400> 470

EP 2 929 031 B1

cugguggagg uguaucuccu a 21

<210> 471
<211> 21
5 <212> RNA
<213> Artificial Sequence

<220>
<221> source
10 <223> /note="Description of Artificial Sequence: Synthetic oligonucleotide"

<400> 471
agacaccagc auacagagug a 21

15 <210> 472
<211> 21
<212> RNA
<213> Artificial Sequence

20 <220>
<221> source
<223> /note="Description of Artificial Sequence: Synthetic oligonucleotide"

25 <400> 472
cagggucaug gucaccgacu u 21

30 <210> 473
<211> 21
<212> RNA
<213> Artificial Sequence

<220>
<221> source
35 <223> /note="Description of Artificial Sequence: Synthetic oligonucleotide"

<400> 473
cugcgcgugc ucaacugcca a 21

40 <210> 474
<211> 21
<212> RNA
<213> Artificial Sequence

<220>
<221> source
45 <223> /note="Description of Artificial Sequence: Synthetic oligonucleotide"

<400> 474
aggccuggag uuuauucgga a 21

50 <210> 475
<211> 21
<212> RNA
<213> Artificial Sequence

55 <220>
<221> source
<223> /note="Description of Artificial Sequence: Synthetic oligonucleotide"

EP 2 929 031 B1

<400> 475
caacuuuggc cgcugugugg a 21

5
<210> 476
<211> 21
<212> RNA
<213> Artificial Sequence

10
<220>
<221> source
<223> /note="Description of Artificial Sequence: Synthetic oligonucleotide"

15
<400> 476
guugaggcag agacugaucc a 21

20
<210> 477
<211> 21
<212> RNA
<213> Artificial Sequence

25
<220>
<221> source
<223> /note="Description of Artificial Sequence: Synthetic oligonucleotide"

30
<400> 477
gguacugacc cccaaccugg u 21

35
<210> 478
<211> 21
<212> RNA
<213> Artificial Sequence

40
<220>
<221> source
<223> /note="Description of Artificial Sequence: Synthetic oligonucleotide"

45
<400> 478
cuuuuggggg ugaggguguc u 21

50
<210> 479
<211> 21
<212> RNA
<213> Artificial Sequence

55
<220>
<221> source
<223> /note="Description of Artificial Sequence: Synthetic oligonucleotide"

<400> 479
accgcugcgc caaggauccg u 21

<210> 480
<211> 21
<212> RNA
<213> Artificial Sequence

<220>
<221> source

EP 2 929 031 B1

<223> /note="Description of Artificial Sequence: Synthetic oligonucleotide"

<400> 480
ucgacuacau cgaggaggac u 21

5

<210> 481
<211> 21
<212> RNA
<213> Artificial Sequence

10

<220>
<221> source
<223> /note="Description of Artificial Sequence: Synthetic oligonucleotide"

15

<400> 481
gguggaggug uaucuccuag a 21

20

<210> 482
<211> 21
<212> RNA
<213> Artificial Sequence

25

<220>
<221> source
<223> /note="Description of Artificial Sequence: Synthetic oligonucleotide"

30

<400> 482
caccagcaua cagagugacc a 21

<210> 483
<211> 21
<212> RNA
<213> Artificial Sequence

35

<220>
<221> source
<223> /note="Description of Artificial Sequence: Synthetic oligonucleotide"

40

<400> 483
ggucaugguc accgacuucg a 21

<210> 484
<211> 21
<212> RNA
<213> Artificial Sequence

45

<220>
<221> source
<223> /note="Description of Artificial Sequence: Synthetic oligonucleotide"

50

<400> 484
cgugcucaac ugccaagga a 21

<210> 485
<211> 21
<212> RNA
<213> Artificial Sequence

55

EP 2 929 031 B1

<220>
<221> source
<223> /note="Description of Artificial Sequence: Synthetic oligonucleotide"
5 <400> 485
ggccuggagu uuauucggaa a 21

<210> 486
<211> 21
10 <212> RNA
<213> Artificial Sequence

<220>
<221> source
15 <223> /note="Description of Artificial Sequence: Synthetic oligonucleotide"

<400> 486
uuggccgcug uguggaccuc u 21
20 <210> 487
<211> 21
<212> RNA
<213> Artificial Sequence

<220>
<221> source
25 <223> /note="Description of Artificial Sequence: Synthetic oligonucleotide"

<400> 487
30 ugaggcagag acugauccac u 21

<210> 488
<211> 21
<212> RNA
35 <213> Artificial Sequence

<220>
<221> source
40 <223> /note="Description of Artificial Sequence: Synthetic oligonucleotide"

<400> 488
guuggcagcu guuuugcagg a 21

<210> 489
<211> 21
45 <212> RNA
<213> Artificial Sequence

<220>
<221> source
50 <223> /note="Description of Artificial Sequence: Synthetic oligonucleotide"

<400> 489
55 uuuugggggu gagggugucu a 21

<210> 490
<211> 21
<212> RNA

EP 2 929 031 B1

<213> Artificial Sequence

<220>
<221> source
5 <223> /note="Description of Artificial Sequence: Synthetic oligonucleotide"

<400> 490
gcugcgccaa ggaucggugg a 21

10 <210> 491
<211> 21
<212> RNA
<213> Artificial Sequence

15 <220>
<221> source
<223> /note="Description of Artificial Sequence: Synthetic oligonucleotide"

20 <400> 491
auaccucacc aagaucguc a 21

<210> 492
<211> 21
<212> RNA
25 <213> Artificial Sequence

<220>
<221> source
<223> /note="Description of Artificial Sequence: Synthetic oligonucleotide"

30 <400> 492
acuacaucga ggaggacucc u 21

<210> 493
<211> 21
<212> RNA
35 <213> Artificial Sequence

<220>
<221> source
<223> /note="Description of Artificial Sequence: Synthetic oligonucleotide"

40 <400> 493
uggaggugua ucuccuagac a 21

45 <210> 494
<211> 21
<212> RNA
<213> Artificial Sequence

50 <220>
<221> source
<223> /note="Description of Artificial Sequence: Synthetic oligonucleotide"

55 <400> 494
uacagaguga ccaccgggaa a 21

<210> 495

EP 2 929 031 B1

<211> 21
<212> RNA
<213> Artificial Sequence

5 <220>
<221> source
<223> /note="Description of Artificial Sequence: Synthetic oligonucleotide"

<400> 495
10 ucauggucac cgacuucgag a 21

<210> 496
<211> 21
<212> RNA
15 <213> Artificial Sequence

<220>
<221> source
<223> /note="Description of Artificial Sequence: Synthetic oligonucleotide"

20 <400> 496
caccucaua ggccuggagu u 21

<210> 497
25 <211> 21
<212> RNA
<213> Artificial Sequence

<220>
30 <221> source
<223> /note="Description of Artificial Sequence: Synthetic oligonucleotide"

<400> 497
35 gccuggaguu uauucggaaa a 21

<210> 498
<211> 21
<212> RNA
40 <213> Artificial Sequence

<220>
<221> source
<223> /note="Description of Artificial Sequence: Synthetic oligonucleotide"

45 <400> 498
uggccgcugu guggaccucu u 21

<210> 499
<211> 21
<212> RNA
50 <213> Artificial Sequence

<220>
<221> source
55 <223> /note="Description of Artificial Sequence: Synthetic oligonucleotide"

<400> 499
gaggcagaga cugauccacu u 21

EP 2 929 031 B1

5
<210> 500
<211> 21
<212> RNA
<213> Artificial Sequence
<220>
<221> source
<223> /note="Description of Artificial Sequence: Synthetic oligonucleotide"
10
<400> 500
uggcagcugu uuugcaggac u 21
<210> 501
<211> 21
15
<212> RNA
<213> Artificial Sequence
<220>
<221> source
20
<223> /note="Description of Artificial Sequence: Synthetic oligonucleotide"
<400> 501
ggggugaggg ugucuacgcc a 21
25
<210> 502
<211> 21
<212> RNA
<213> Artificial Sequence
30
<220>
<221> source
<223> /note="Description of Artificial Sequence: Synthetic oligonucleotide"
<400> 502
35
caccaagauc cugcaugucu u 21
<210> 503
<211> 21
<212> RNA
40
<213> Artificial Sequence
<220>
<221> source
<223> /note="Description of Artificial Sequence: Synthetic oligonucleotide"
45
<400> 503
uacaucgagg aggacuccuc u 21
<210> 504
<211> 21
<212> RNA
50
<213> Artificial Sequence
<220>
<221> source
55
<223> /note="Description of Artificial Sequence: Synthetic oligonucleotide"
<400> 504

EP 2 929 031 B1

agguguaucu ccuagacacc a 21

<210> 505
<211> 21
5 <212> RNA
<213> Artificial Sequence

<220>
<221> source
10 <223> /note="Description of Artificial Sequence: Synthetic oligonucleotide"

<400> 505
acagagugac caccgggaaa u 21

15 <210> 506
<211> 21
<212> RNA
<213> Artificial Sequence

20 <220>
<221> source
<223> /note="Description of Artificial Sequence: Synthetic oligonucleotide"

25 <400> 506
aggacgggac ccgcuuccac a 21

30 <210> 507
<211> 21
<212> RNA
<213> Artificial Sequence

35 <220>
<221> source
<223> /note="Description of Artificial Sequence: Synthetic oligonucleotide"

40 <400> 507
accucauag gccuggaguu u 21

45 <210> 508
<211> 21
<212> RNA
<213> Artificial Sequence

50 <220>
<221> source
<223> /note="Description of Artificial Sequence: Synthetic oligonucleotide"

55 <400> 508
ggaguuuauu cggaaaagcc a 21

<210> 509
<211> 21
<212> RNA
<213> Artificial Sequence

<220>
<221> source
<223> /note="Description of Artificial Sequence: Synthetic oligonucleotide"

EP 2 929 031 B1

<400> 509
ggccgcugug uggaccucuu u 21

5
<210> 510
<211> 21
<212> RNA
<213> Artificial Sequence

10
<220>
<221> source
<223> /note="Description of Artificial Sequence: Synthetic oligonucleotide"

15
<400> 510
ggcagagacu gauccacuuc u 21

20
<210> 511
<211> 21
<212> RNA
<213> Artificial Sequence

25
<220>
<221> source
<223> /note="Description of Artificial Sequence: Synthetic oligonucleotide"

30
<400> 511
gcagcuguuu ugcaggacug u 21

35
<210> 512
<211> 21
<212> RNA
<213> Artificial Sequence

40
<220>
<221> source
<223> /note="Description of Artificial Sequence: Synthetic oligonucleotide"

45
<400> 512
gggugagggg gucuacgcca u 21

50
<210> 513
<211> 21
<212> RNA
<213> Artificial Sequence

55
<220>
<221> source
<223> /note="Description of Artificial Sequence: Synthetic oligonucleotide"

<400> 513
cuacguggug gugcugaagg a 21

<210> 514
<211> 21
<212> RNA
<213> Artificial Sequence

<220>
<221> source

EP 2 929 031 B1

<223> /note="Description of Artificial Sequence: Synthetic oligonucleotide"

<400> 514
caagauccug caugucuucc a 21

5

<210> 515
<211> 21
<212> RNA
<213> Artificial Sequence

10

<220>
<221> source
<223> /note="Description of Artificial Sequence: Synthetic oligonucleotide"

15

<400> 515
ucgaggagga cuccucuguc u 21

<210> 516
<211> 21
<212> RNA
<213> Artificial Sequence

20

<220>
<221> source
<223> /note="Description of Artificial Sequence: Synthetic oligonucleotide"

25

<400> 516
guaucuccua gacaccagca u 21

<210> 517
<211> 21
<212> RNA
<213> Artificial Sequence

30

<220>
<221> source
<223> /note="Description of Artificial Sequence: Synthetic oligonucleotide"

35

<400> 517
gagugaccac cgggaaaucg a 21

40

<210> 518
<211> 21
<212> RNA
<213> Artificial Sequence

45

<220>
<221> source
<223> /note="Description of Artificial Sequence: Synthetic oligonucleotide"

50

<400> 518
cgggaccgc uuccacagac a 21

<210> 519
<211> 21
<212> RNA
<213> Artificial Sequence

55

EP 2 929 031 B1

<220>
<221> source
<223> /note="Description of Artificial Sequence: Synthetic oligonucleotide"
5 <400> 519
cccucauagg ccuggaguu a 21

<210> 520
<211> 21
10 <212> RNA
<213> Artificial Sequence

<220>
<221> source
15 <223> /note="Description of Artificial Sequence: Synthetic oligonucleotide"

<400> 520
guuuauucgg aaaagccagc u 21
20 <210> 521
<211> 21
<212> RNA
<213> Artificial Sequence

<220>
<221> source
<223> /note="Description of Artificial Sequence: Synthetic oligonucleotide"
25 <400> 521
uguguggacc ucuugcccc a 21
30 <210> 522
<211> 21
<212> RNA
35 <213> Artificial Sequence

<220>
<221> source
<223> /note="Description of Artificial Sequence: Synthetic oligonucleotide"
40 <400> 522
cagagacuga uccacuuc u 21

<210> 523
45 <211> 21
<212> RNA
<213> Artificial Sequence

<220>
<221> source
<223> /note="Description of Artificial Sequence: Synthetic oligonucleotide"
50 <400> 523
ucugccgggc ccacaacgcu u 21
55 <210> 524
<211> 21
<212> RNA

EP 2 929 031 B1

<213> Artificial Sequence

<220>
<221> source
5 <223> /note="Description of Artificial Sequence: Synthetic oligonucleotide"

<400> 524
ggugagggug ucuacgccau u 21

10 <210> 525
<211> 21
<212> RNA
<213> Artificial Sequence

15 <220>
<221> source
<223> /note="Description of Artificial Sequence: Synthetic oligonucleotide"

20 <400> 525
ccgccgggg auaccucacc a 21

<210> 526
<211> 21
<212> RNA
25 <213> Artificial Sequence

<220>
<221> source
<223> /note="Description of Artificial Sequence: Synthetic oligonucleotide"

30 <400> 526
cgaggaggac uccucugucu u 21

<210> 527
35 <211> 21
<212> RNA
<213> Artificial Sequence

<220>
40 <221> source
<223> /note="Description of Artificial Sequence: Synthetic oligonucleotide"

<400> 527
45 uaucuccuag acaccagcau a 21

<210> 528
<211> 21
<212> RNA
<213> Artificial Sequence

50 <220>
<221> source
<223> /note="Description of Artificial Sequence: Synthetic oligonucleotide"

55 <400> 528
ggaaaucgag ggcagguca u 21

<210> 529

EP 2 929 031 B1

<211> 21
<212> RNA
<213> Artificial Sequence

5 <220>
<221> source
<223> /note="Description of Artificial Sequence: Synthetic oligonucleotide"

<400> 529
10 uccacagaca ggccagcaag u 21

<210> 530
<211> 21
<212> RNA
15 <213> Artificial Sequence

<220>
<221> source
<223> /note="Description of Artificial Sequence: Synthetic oligonucleotide"

20 <400> 530
ccucauaggc cuggaguua u 21

<210> 531
25 <211> 21
<212> RNA
<213> Artificial Sequence

<220>
30 <221> source
<223> /note="Description of Artificial Sequence: Synthetic oligonucleotide"

<400> 531
35 gggcuggggg cgugcugguc a 21

<210> 532
<211> 21
<212> RNA
<213> Artificial Sequence

40 <220>
<221> source
<223> /note="Description of Artificial Sequence: Synthetic oligonucleotide"

45 <400> 532
gggaggacau cauuggugcc u 21

<210> 533
<211> 21
<212> RNA
50 <213> Artificial Sequence

<220>
<221> source
55 <223> /note="Description of Artificial Sequence: Synthetic oligonucleotide"

<400> 533
acugauccac uucucugcca a 21

EP 2 929 031 B1

5
<210> 534
<211> 21
<212> RNA
<213> Artificial Sequence

<220>
<221> source
<223> /note="Description of Artificial Sequence: Synthetic oligonucleotide"

10 <400> 534
cugccgggcc cacaacgcu u 21

<210> 535
<211> 21
15 <212> RNA
<213> Artificial Sequence

<220>
<221> source
20 <223> /note="Description of Artificial Sequence: Synthetic oligonucleotide"

<400> 535
agggugucua cgccauugcc a 21

25 <210> 536
<211> 21
<212> RNA
<213> Artificial Sequence

30 <220>
<221> source
<223> /note="Description of Artificial Sequence: Synthetic oligonucleotide"

<400> 536
35 ccgccgggga uaccucacca a 21

<210> 537
<211> 21
<212> RNA
40 <213> Artificial Sequence

<220>
<221> source
<223> /note="Description of Artificial Sequence: Synthetic oligonucleotide"
45 <400> 537
guugcccau gucgacuaca u 21

<210> 538
<211> 21
<212> RNA
50 <213> Artificial Sequence

<220>
<221> source
55 <223> /note="Description of Artificial Sequence: Synthetic oligonucleotide"

<400> 538

EP 2 929 031 B1

guaccgggcg gaugaaauacc a 21

<210> 539
<211> 21
5 <212> RNA
<213> Artificial Sequence

<220>
<221> source
10 <223> /note="Description of Artificial Sequence: Synthetic oligonucleotide"

<400> 539
ucuccuagac accagcauac a 21

15 <210> 540
<211> 21
<212> RNA
<213> Artificial Sequence

20 <220>
<221> source
<223> /note="Description of Artificial Sequence: Synthetic oligonucleotide"

<400> 540
25 aaucgagggc agggucaugg u 21

<210> 541
<211> 21
<212> RNA
30 <213> Artificial Sequence

<220>
<221> source
<223> /note="Description of Artificial Sequence: Synthetic oligonucleotide"

35 <400> 541
cucauaggcc uggaguuuau u 21

<210> 542
40 <211> 21
<212> RNA
<213> Artificial Sequence

<220>
45 <221> source
<223> /note="Description of Artificial Sequence: Synthetic oligonucleotide"

<400> 542
50 ggucaccgcu gccggcaacu u 21

<210> 543
<211> 21
<212> RNA
55 <213> Artificial Sequence

<220>
<221> source
<223> /note="Description of Artificial Sequence: Synthetic oligonucleotide"

EP 2 929 031 B1

<400> 543
acugcagcac cugcuuugug u 21

5
<210> 544
<211> 21
<212> RNA
<213> Artificial Sequence

10
<220>
<221> source
<223> /note="Description of Artificial Sequence: Synthetic oligonucleotide"

15
<400> 544
auccacuucu cugccaaaga u 21

20
<210> 545
<211> 21
<212> RNA
<213> Artificial Sequence

25
<220>
<221> source
<223> /note="Description of Artificial Sequence: Synthetic oligonucleotide"

30
<400> 545
gccacaacg cuuuuggggg u 21

35
<210> 546
<211> 21
<212> RNA
<213> Artificial Sequence

40
<220>
<221> source
<223> /note="Description of Artificial Sequence: Synthetic oligonucleotide"

45
<400> 546
gugucuacgc cauugccagg u 21

50
<210> 547
<211> 21
<212> RNA
<213> Artificial Sequence

55
<220>
<221> source
<223> /note="Description of Artificial Sequence: Synthetic oligonucleotide"

<400> 547
ggaaugcaaa gucaaggagc a 21

<210> 548
<211> 21
<212> RNA
<213> Artificial Sequence

<220>
<221> source

EP 2 929 031 B1

<223> /note="Description of Artificial Sequence: Synthetic oligonucleotide"

<400> 548
ugauggcccu caucuccagc u 21

5

<210> 549
<211> 21
<212> RNA
<213> Artificial Sequence

10

<220>
<221> source
<223> /note="Description of Artificial Sequence: Synthetic oligonucleotide"

15

<400> 549
cugaagccaa gccucuucu a 21

<210> 550
<211> 21
<212> RNA
<213> Artificial Sequence

20

<220>
<221> source
<223> /note="Description of Artificial Sequence: Synthetic oligonucleotide"

25

<400> 550
acugucccuc cuugagcacc a 21

30

<210> 551
<211> 21
<212> RNA
<213> Artificial Sequence

35

<220>
<221> source
<223> /note="Description of Artificial Sequence: Synthetic oligonucleotide"

40

<400> 551
caagcaagca gacauuuau c u 21

<210> 552
<211> 21
<212> RNA
<213> Artificial Sequence

45

<220>
<221> source
<223> /note="Description of Artificial Sequence: Synthetic oligonucleotide"

50

<400> 552
uauuuuugg gucuguccc u 21

<210> 553
<211> 21
<212> RNA
<213> Artificial Sequence

55

EP 2 929 031 B1

<220>
<221> source
<223> /note="Description of Artificial Sequence: Synthetic oligonucleotide"
5 <400> 553
uguccucucu guugccuuuu u 21

<210> 554
<211> 21
10 <212> RNA
<213> Artificial Sequence

<220>
<221> source
15 <223> /note="Description of Artificial Sequence: Synthetic oligonucleotide"

<400> 554
uuguaacuug aagauuuuu u 21

20 <210> 555
<211> 21
<212> RNA
<213> Artificial Sequence

25 <220>
<221> source
<223> /note="Description of Artificial Sequence: Synthetic oligonucleotide"

30 <400> 555
cuuuacucug cucuaugcca a 21

<210> 556
<211> 21
<212> RNA
35 <213> Artificial Sequence

<220>
<221> source
<223> /note="Description of Artificial Sequence: Synthetic oligonucleotide"
40

<400> 556
aggggaacac agaccaggaa a 21

<210> 557
<211> 21
<212> RNA
45 <213> Artificial Sequence

<220>
<221> source
<223> /note="Description of Artificial Sequence: Synthetic oligonucleotide"
50

<400> 557
uugggucugu ccucucuguu u 21
55

<210> 558
<211> 21
<212> RNA

EP 2 929 031 B1

<213> Artificial Sequence

<220>
<221> source
5 <223> /note="Description of Artificial Sequence: Synthetic oligonucleotide"

<400> 558
ugcagcgucc acacagcucc a 21

10 <210> 559
<211> 21
<212> RNA
<213> Artificial Sequence

15 <220>
<221> source
<223> /note="Description of Artificial Sequence: Synthetic oligonucleotide"

20 <400> 559
aaucccggcc ccucaggagc a 21

<210> 560
<211> 21
<212> RNA
25 <213> Artificial Sequence

<220>
<221> source
<223> /note="Description of Artificial Sequence: Synthetic oligonucleotide"

30 <400> 560
uuucuggaug gcaucuagcc a 21

<210> 561
<211> 21
<212> RNA
35 <213> Artificial Sequence

<220>
<221> source
<223> /note="Description of Artificial Sequence: Synthetic oligonucleotide"

40 <400> 561
gaagccaagc cucuucuac u 21

45 <210> 562
<211> 21
<212> RNA
<213> Artificial Sequence

50 <220>
<221> source
<223> /note="Description of Artificial Sequence: Synthetic oligonucleotide"

55 <400> 562
ccagccccac ccaagcaagc a 21

<210> 563

EP 2 929 031 B1

<211> 21
<212> RNA
<213> Artificial Sequence

5 <220>
<221> source
<223> /note="Description of Artificial Sequence: Synthetic oligonucleotide"

<400> 563
10 aagcaagcag acauuuau cu 21

<210> 564
<211> 21
<212> RNA
15 <213> Artificial Sequence

<220>
<221> source
<223> /note="Description of Artificial Sequence: Synthetic oligonucleotide"

20 <400> 564
ucuuuugggu cuguccuc u 21

<210> 565
25 <211> 21
<212> RNA
<213> Artificial Sequence

<220>
30 <221> source
<223> /note="Description of Artificial Sequence: Synthetic oligonucleotide"

<400> 565
35 guccucucug uugccuuuu a 21

<210> 566
<211> 21
<212> RNA
40 <213> Artificial Sequence

<220>
<221> source
<223> /note="Description of Artificial Sequence: Synthetic oligonucleotide"

45 <400> 566
uguaacuuga agauuuuau u 21

<210> 567
<211> 21
<212> RNA
50 <213> Artificial Sequence

<220>
<221> source
55 <223> /note="Description of Artificial Sequence: Synthetic oligonucleotide"

<400> 567
uuuacucugc ucuaugccag a 21

EP 2 929 031 B1

5 <210> 568
<211> 21
<212> RNA
<213> Artificial Sequence

<220>
<221> source
<223> /note="Description of Artificial Sequence: Synthetic oligonucleotide"

10 <400> 568
ccaagcaagc agacauuuau u 21

<210> 569
<211> 21
15 <212> RNA
<213> Artificial Sequence

<220>
<221> source
20 <223> /note="Description of Artificial Sequence: Synthetic oligonucleotide"

<400> 569
ugggucuguc cucucuguug a 21

25 <210> 570
<211> 21
<212> RNA
<213> Artificial Sequence

30 <220>
<221> source
<223> /note="Description of Artificial Sequence: Synthetic oligonucleotide"

35 <400> 570
gcauggggac ccguguccac u 21

<210> 571
<211> 21
<212> RNA
40 <213> Artificial Sequence

<220>
<221> source
<223> /note="Description of Artificial Sequence: Synthetic oligonucleotide"

45 <400> 571
ucuggauggc aucuagccag a 21

<210> 572
<211> 21
50 <212> RNA
<213> Artificial Sequence

<220>
<221> source
55 <223> /note="Description of Artificial Sequence: Synthetic oligonucleotide"

<400> 572

EP 2 929 031 B1

aagccaagcc ucuucuacu u 21

<210> 573
<211> 21
5 <212> RNA
<213> Artificial Sequence

<220>
<221> source
10 <223> /note="Description of Artificial Sequence: Synthetic oligonucleotide"

<400> 573
ccccaccaa gcaagcagac a 21

15 <210> 574
<211> 21
<212> RNA
<213> Artificial Sequence

20 <220>
<221> source
<223> /note="Description of Artificial Sequence: Synthetic oligonucleotide"

<400> 574
25 agcaagcaga cauuuauuu u 21

<210> 575
<211> 21
<212> RNA
30 <213> Artificial Sequence

<220>
<221> source
<223> /note="Description of Artificial Sequence: Synthetic oligonucleotide"

35 <400> 575
uuuugggucu guccucucug u 21

<210> 576
40 <211> 21
<212> RNA
<213> Artificial Sequence

<220>
45 <221> source
<223> /note="Description of Artificial Sequence: Synthetic oligonucleotide"

<400> 576
50 uuucuagacc uguuuugcuu u 21

<210> 577
<211> 21
<212> RNA
55 <213> Artificial Sequence

<220>
<221> source
<223> /note="Description of Artificial Sequence: Synthetic oligonucleotide"

EP 2 929 031 B1

<400> 577
accaaggagg caggauucu u 21

5
<210> 578
<211> 21
<212> RNA
<213> Artificial Sequence

10
<220>
<221> source
<223> /note="Description of Artificial Sequence: Synthetic oligonucleotide"

<400> 578
ucagccaacc cgcuccacua a 21

15
<210> 579
<211> 21
<212> RNA
<213> Artificial Sequence

20
<220>
<221> source
<223> /note="Description of Artificial Sequence: Synthetic oligonucleotide"

25
<400> 579
caagcagaca uuuaucuuu u 21

30
<210> 580
<211> 21
<212> RNA
<213> Artificial Sequence

35
<220>
<221> source
<223> /note="Description of Artificial Sequence: Synthetic oligonucleotide"

<400> 580
gggucugucc ucucuguugc a 21

40
<210> 581
<211> 21
<212> RNA
<213> Artificial Sequence

45
<220>
<221> source
<223> /note="Description of Artificial Sequence: Synthetic oligonucleotide"

50
<400> 581
cccacaagcc gccugugcug a 21

55
<210> 582
<211> 21
<212> RNA
<213> Artificial Sequence

<220>
<221> source

EP 2 929 031 B1

<223> /note="Description of Artificial Sequence: Synthetic oligonucleotide"

<400> 582
gcuggggcug agcuuuaaaa u 21

5

<210> 583
<211> 21
<212> RNA
<213> Artificial Sequence

10

<220>
<221> source
<223> /note="Description of Artificial Sequence: Synthetic oligonucleotide"

15

<400> 583
gcucuaugcc aggcugugcu a 21

<210> 584
<211> 21
<212> RNA
<213> Artificial Sequence

20

<220>
<221> source
<223> /note="Description of Artificial Sequence: Synthetic oligonucleotide"

25

<400> 584
gugaggcugg gaaggggaac a 21

<210> 585
<211> 21
<212> RNA
<213> Artificial Sequence

30

<220>
<221> source
<223> /note="Description of Artificial Sequence: Synthetic oligonucleotide"

35

<400> 585
cccaccaag caagcagaca u 21

40

<210> 586
<211> 21
<212> RNA
<213> Artificial Sequence

45

<220>
<221> source
<223> /note="Description of Artificial Sequence: Synthetic oligonucleotide"

50

<400> 586
gcagacauuu aucuuuuggg u 21

<210> 587
<211> 21
<212> RNA
<213> Artificial Sequence

55

EP 2 929 031 B1

<220>
<221> source
<223> /note="Description of Artificial Sequence: Synthetic oligonucleotide"
5 <400> 587
uuugggucug uccucucugu u 21

<210> 588
<211> 21
10 <212> RNA
<213> Artificial Sequence

<220>
<221> source
15 <223> /note="Description of Artificial Sequence: Synthetic oligonucleotide"

<400> 588
uucuagaccu guuuugcuuu u 21

20 <210> 589
<211> 21
<212> RNA
<213> Artificial Sequence

25 <220>
<221> source
<223> /note="Description of Artificial Sequence: Synthetic oligonucleotide"

30 <400> 589
ggaggcagga uucuuccau u 21

<210> 590
<211> 21
<212> RNA
35 <213> Artificial Sequence

<220>
<221> source
<223> /note="Description of Artificial Sequence: Synthetic oligonucleotide"
40

<400> 590
ccugccaagc ucacacagca a 21

<210> 591
<211> 21
<212> RNA
45 <213> Artificial Sequence

<220>
<221> source
<223> /note="Description of Artificial Sequence: Synthetic oligonucleotide"
50

<400> 591
aagcagacau uauuuuuug a 21
55

<210> 592
<211> 21
<212> RNA

EP 2 929 031 B1

<213> Artificial Sequence

<220>
<221> source
5 <223> /note="Description of Artificial Sequence: Synthetic oligonucleotide"

<400> 592
ucuagaccug uuuugcuuuu u 21

10 <210> 593
<211> 21
<212> RNA
<213> Artificial Sequence

15 <220>
<221> source
<223> /note="Description of Artificial Sequence: Synthetic oligonucleotide"

20 <400> 593
gaggccacga ggucagccca a 21

<210> 594
<211> 21
<212> RNA
25 <213> Artificial Sequence

<220>
<221> source
<223> /note="Description of Artificial Sequence: Synthetic oligonucleotide"

30 <400> 594
ggaggugcca ggaagcuccc u 21

<210> 595
35 <211> 21
<212> RNA
<213> Artificial Sequence

<220>
40 <221> source
<223> /note="Description of Artificial Sequence: Synthetic oligonucleotide"

<400> 595
45 cucagccaac ccguccacu a 21

<210> 596
<211> 21
<212> RNA
<213> Artificial Sequence

50 <220>
<221> source
<223> /note="Description of Artificial Sequence: Synthetic oligonucleotide"

55 <400> 596
ggcugggaag gggaacacag a 21

<210> 597

EP 2 929 031 B1

<211> 21
<212> RNA
<213> Artificial Sequence

5 <220>
<221> source
<223> /note="Description of Artificial Sequence: Synthetic oligonucleotide"

<400> 597
10 ccaccaagc aagcagacau u 21

<210> 598
<211> 21
<212> RNA
15 <213> Artificial Sequence

<220>
<221> source
<223> /note="Description of Artificial Sequence: Synthetic oligonucleotide"

20 <400> 598
agacauuuau cuuuuggguc u 21

<210> 599
25 <211> 21
<212> RNA
<213> Artificial Sequence

<220>
30 <221> source
<223> /note="Description of Artificial Sequence: Synthetic oligonucleotide"

<400> 599
35 ggucuguccu cucuguugcc u 21

<210> 600
<211> 21
<212> RNA
40 <213> Artificial Sequence

<220>
<221> source
<223> /note="Description of Artificial Sequence: Synthetic oligonucleotide"

45 <400> 600
cuagaccugu uuugcuuuug u 21

<210> 601
<211> 21
<212> RNA
50 <213> Artificial Sequence

<220>
<221> source
55 <223> /note="Description of Artificial Sequence: Synthetic oligonucleotide"

<400> 601
gaggcaggau ucuucccaug a 21

EP 2 929 031 B1

<210> 602
<211> 21
<212> RNA
<213> Artificial Sequence
5
<220>
<221> source
<223> /note="Description of Artificial Sequence: Synthetic oligonucleotide"
10
<400> 602
ccaagcucac acagcaggaa a 21
<210> 603
<211> 21
15
<212> RNA
<213> Artificial Sequence
<220>
<221> source
20
<223> /note="Description of Artificial Sequence: Synthetic oligonucleotide"
<400> 603
agcagacauu uaucuuuugg a 21
25
<210> 604
<211> 21
<212> RNA
<213> Artificial Sequence
30
<220>
<221> source
<223> /note="Description of Artificial Sequence: Synthetic oligonucleotide"
<400> 604
35
guaacuugaa gauuuuuuuu u 21
<210> 605
<211> 21
<212> RNA
40
<213> Artificial Sequence
<220>
<221> source
<223> /note="Description of Artificial Sequence: Synthetic oligonucleotide"
45
<400> 605
cacgagguca gcccaaccag u 21
<210> 606
50
<211> 21
<212> RNA
<213> Artificial Sequence
<220>
55
<221> source
<223> /note="Description of Artificial Sequence: Synthetic oligonucleotide"
<400> 606

EP 2 929 031 B1

acuguggggc auuucaccau u 21

<210> 607
<211> 21
5 <212> RNA
<213> Artificial Sequence

<220>
<221> source
10 <223> /note="Description of Artificial Sequence: Synthetic oligonucleotide"

<400> 607
gaaggggaac acagaccagg a 21

15 <210> 608
<211> 21
<212> RNA
<213> Artificial Sequence

20 <220>
<221> source
<223> /note="Description of Artificial Sequence: Synthetic oligonucleotide"

<400> 608
25 caccaagca agcagacau u 21

<210> 609
<211> 21
<212> RNA
30 <213> Artificial Sequence

<220>
<221> source
<223> /note="Description of Artificial Sequence: Synthetic oligonucleotide"

35 <400> 609
acauuuau cu uuugggucug u 21

<210> 610
40 <211> 21
<212> RNA
<213> Artificial Sequence

<220>
45 <221> source
<223> /note="Description of Artificial Sequence: Synthetic oligonucleotide"

<400> 610
50 gucuguccuc ucuguugccu u 21

<210> 611
<211> 21
<212> RNA
55 <213> Artificial Sequence

<220>
<221> source
<223> /note="Description of Artificial Sequence: Synthetic oligonucleotide"

EP 2 929 031 B1

<400> 611
uagaccuguu uugcuuuugu a 21

5
<210> 612
<211> 21
<212> RNA
<213> Artificial Sequence

10
<220>
<221> source
<223> /note="Description of Artificial Sequence: Synthetic oligonucleotide"

15
<400> 612
cuuucuggau ggcaucuagc a 21

20
<210> 613
<211> 21
<212> RNA
<213> Artificial Sequence

25
<220>
<221> source
<223> /note="Description of Artificial Sequence: Synthetic oligonucleotide"

30
<400> 613
aagcucacac agcaggaacu u 21

35
<210> 614
<211> 21
<212> RNA
<213> Artificial Sequence

40
<220>
<221> source
<223> /note="Description of Artificial Sequence: Synthetic oligonucleotide"

45
<400> 614
gacauuuauc uuuugggucu u 21

50
<210> 615
<211> 21
<212> RNA
<213> Artificial Sequence

55
<220>
<221> source
<223> /note="Description of Artificial Sequence: Synthetic oligonucleotide"

60
<400> 615
uuuucuagac cuguuuugcu u 21

65
<210> 616
<211> 21
<212> RNA
<213> Artificial Sequence

70
<220>
<221> source

EP 2 929 031 B1

<223> /note="Description of Artificial Sequence: Synthetic oligonucleotide"

<400> 616
gggaggccag cauccacgcu u 21

5

<210> 617
<211> 21
<212> RNA
<213> Artificial Sequence

10

<220>
<221> source
<223> /note="Description of Artificial Sequence: Synthetic oligonucleotide"

15

<400> 617
ccaccaagga ggcaggauuc u 21

<210> 618
<211> 21
<212> RNA
<213> Artificial Sequence

20

<220>
<221> source
<223> /note="Description of Artificial Sequence: Synthetic oligonucleotide"

25

<400> 618
gccaagcuca cacagcagga a 21

<210> 619
<211> 21
<212> RNA
<213> Artificial Sequence

30

<220>
<221> source
<223> /note="Description of Artificial Sequence: Synthetic oligonucleotide"

35

<400> 619
aaggggaaca cagaccagga a 21

40

<210> 620
<211> 21
<212> RNA
<213> Artificial Sequence

45

<220>
<221> source
<223> /note="Description of Artificial Sequence: Synthetic oligonucleotide"

50

<400> 620
accaagcaa gcagacauuu a 21

<210> 621
<211> 21
<212> RNA
<213> Artificial Sequence

55

EP 2 929 031 B1

<220>
<221> source
<223> /note="Description of Artificial Sequence: Synthetic oligonucleotide"
5 <400> 621
uuuauuuuu gggucugucc u 21

<210> 622
<211> 21
10 <212> RNA
<213> Artificial Sequence

<220>
<221> source
15 <223> /note="Description of Artificial Sequence: Synthetic oligonucleotide"

<400> 622
ucuguccucu cuguugccuu u 21
20 <210> 623
<211> 21
<212> RNA
<213> Artificial Sequence

<220>
<221> source
25 <223> /note="Description of Artificial Sequence: Synthetic oligonucleotide"

<400> 623
30 uuuuguaacu ugaagauuu u 21

<210> 624
<211> 21
<212> RNA
35 <213> Artificial Sequence

<220>
<221> source
40 <223> /note="Description of Artificial Sequence: Synthetic oligonucleotide"

<400> 624
uucuggaugg caucuagcca a 21

<210> 625
<211> 21
45 <212> RNA
<213> Artificial Sequence

<220>
<221> source
50 <223> /note="Description of Artificial Sequence: Synthetic oligonucleotide"

<400> 625
55 ugaagccaag ccucuucua a 21

<210> 626
<211> 21
<212> RNA

EP 2 929 031 B1

<213> Artificial Sequence

<220>
<221> source
5 <223> /note="Description of Artificial Sequence: Synthetic oligonucleotide"

<400> 626
uuaucuuuug ggucuguccu u 21

10 <210> 627
<211> 21
<212> RNA
<213> Artificial Sequence

15 <220>
<221> source
<223> /note="Description of Artificial Sequence: Synthetic oligonucleotide"

20 <400> 627
uuuucuagac cuguuuugcu u 21

<210> 628
<211> 21
<212> RNA
25 <213> Artificial Sequence

<220>
<221> source
<223> /note="Description of Artificial Sequence: Synthetic oligonucleotide"

30 <400> 628
auccacgcuu ccugcugcca u 21

<210> 629
35 <211> 21
<212> RNA
<213> Artificial Sequence

<220>
40 <221> source
<223> /note="Description of Artificial Sequence: Synthetic oligonucleotide"

<400> 629
45 caccaaggag gcaggauucu u 21

<210> 630
<211> 21
<212> RNA
<213> Artificial Sequence

50 <220>
<221> source
<223> /note="Description of Artificial Sequence: Synthetic oligonucleotide"

55 <400> 630
caagcucaca cagcaggaac u 21

<210> 631

EP 2 929 031 B1

<211> 21
<212> RNA
<213> Artificial Sequence

5 <220>
<221> source
<223> /note="Description of Artificial Sequence: Synthetic oligonucleotide"

<400> 631
10 gggaacacag accaggaagc u 21

<210> 632
<211> 21
<212> RNA
15 <213> Artificial Sequence

<220>
<221> source
<223> /note="Description of Artificial Sequence: Synthetic oligonucleotide"

20 <400> 632
ccaagcaag cagacauuu a 21

<210> 633
25 <211> 21
<212> RNA
<213> Artificial Sequence

<220>
30 <221> source
<223> /note="Description of Artificial Sequence: Synthetic oligonucleotide"

<400> 633
35 cuguccucuc uguugccuuu u 21

<210> 634
<211> 21
<212> RNA
40 <213> Artificial Sequence

<220>
<221> source
<223> /note="Description of Artificial Sequence: Synthetic oligonucleotide"

45 <400> 634
uuuguaacuu gaagauuuu a 21

<210> 635
<211> 21
50 <212> RNA
<213> Artificial Sequence

<220>
<221> source
55 <223> /note="Description of Artificial Sequence: Synthetic oligonucleotide"

<400> 635
cuggauggca ucuagccaga a 21

EP 2 929 031 B1

5 <210> 636
<211> 21
<212> RNA
<213> Artificial Sequence

<220>
<221> source
<223> /note="Description of Artificial Sequence: Synthetic oligonucleotide"

10 <400> 636
agugaggcug ggaaggggaa a 21

<210> 637
<211> 21
15 <212> RNA
<213> Artificial Sequence

<220>
<221> source
20 <223> /note="Description of Artificial Sequence: Synthetic oligonucleotide"

<400> 637
aucuuuuggg ucuguccucu u 21

25 <210> 638
<211> 21
<212> RNA
<213> Artificial Sequence

30 <220>
<221> source
<223> /note="Description of Artificial Sequence: Synthetic oligonucleotide"

35 <400> 638
cacuuacgcu gaguacuucg a 21

<210> 639
<211> 21
<212> RNA
40 <213> Artificial Sequence

<220>
<221> source
<223> /note="Description of Artificial Sequence: Synthetic oligonucleotide"

45 <400> 639
cuagaccugu uuugcuuuug u 21

<210> 640
<211> 21
<212> RNA
50 <213> Artificial Sequence

<220>
<221> source
55 <223> /note="Description of Artificial Sequence: Synthetic oligonucleotide"

<400> 640

EP 2 929 031 B1

cuagaccugu uuugcuuuug u 21

<210> 641
<211> 21
5 <212> RNA
<213> Artificial Sequence

<220>
<221> source
10 <223> /note="Description of Artificial Sequence: Synthetic oligonucleotide"

<400> 641
cuagaccugu uuugcuuuug u 21

15 <210> 642
<211> 21
<212> RNA
<213> Artificial Sequence

20 <220>
<221> source
<223> /note="Description of Artificial Sequence: Synthetic oligonucleotide"

<400> 642
25 cuagaccugu uuugcuuuug u 21

<210> 643
<211> 21
<212> RNA
30 <213> Artificial Sequence

<220>
<221> source
<223> /note="Description of Artificial Sequence: Synthetic oligonucleotide"

35 <400> 643
cuagaccugu uuugcuuuug u 21

<210> 644
<211> 21
<212> RNA
40 <213> Artificial Sequence

<220>
<221> source
45 <223> /note="Description of Artificial Sequence: Synthetic oligonucleotide"

<400> 644
cuagaccugu uuugcuuuug u 21

50 <210> 645
<211> 21
<212> RNA
<213> Artificial Sequence

55 <220>
<221> source
<223> /note="Description of Artificial Sequence: Synthetic oligonucleotide"

EP 2 929 031 B1

<400> 645
cuagaccugu uuugcuuuug u 21

5
<210> 646
<211> 21
<212> RNA
<213> Artificial Sequence

10
<220>
<221> source
<223> /note="Description of Artificial Sequence: Synthetic oligonucleotide"

15
<400> 646
cuagaccugu uuugcuuuug u 21

20
<210> 647
<211> 21
<212> RNA
<213> Artificial Sequence

25
<220>
<221> source
<223> /note="Description of Artificial Sequence: Synthetic oligonucleotide"

30
<400> 647
cuagaccugu uuugcuuuug u 21

35
<210> 648
<211> 21
<212> RNA
<213> Artificial Sequence

40
<220>
<221> source
<223> /note="Description of Artificial Sequence: Synthetic oligonucleotide"

45
<400> 648
cuagaccugu uuugcuuuug u 21

50
<210> 649
<211> 21
<212> RNA
<213> Artificial Sequence

55
<220>
<221> source
<223> /note="Description of Artificial Sequence: Synthetic oligonucleotide"

<400> 649
cuagaccugu uuugcuuuug u 21

<210> 650
<211> 21
<212> RNA
<213> Artificial Sequence

<220>
<221> source

EP 2 929 031 B1

<223> /note="Description of Artificial Sequence: Synthetic oligonucleotide"

<400> 650
cuagaccugu uuugcuuuug u 21

5

<210> 651
<211> 21
<212> RNA
<213> Artificial Sequence

10

<220>
<221> source
<223> /note="Description of Artificial Sequence: Synthetic oligonucleotide"

15

<400> 651
cuagaccugu uuugcuuuug u 21

<210> 652
<211> 21
<212> RNA
<213> Artificial Sequence

20

<220>
<221> source
<223> /note="Description of Artificial Sequence: Synthetic oligonucleotide"

25

<400> 652
cuagaccugu uuugcuuuug u 21

<210> 653
<211> 21
<212> RNA
<213> Artificial Sequence

30

<220>
<221> source
<223> /note="Description of Artificial Sequence: Synthetic oligonucleotide"

35

<400> 653
cuagaccugu uuugcuuuug u 21

<210> 654
<211> 21
<212> RNA
<213> Artificial Sequence

40

<220>
<221> source
<223> /note="Description of Artificial Sequence: Synthetic oligonucleotide"

50

<400> 654
cuagaccugu uuugcuuuug u 21

<210> 655
<211> 21
<212> RNA
<213> Artificial Sequence

55

EP 2 929 031 B1

<220>
<221> source
<223> /note="Description of Artificial Sequence: Synthetic oligonucleotide"
5 <400> 655
cuagaccugu uuugcuuuug u 21

<210> 656
<211> 21
10 <212> RNA
<213> Artificial Sequence

<220>
<221> source
15 <223> /note="Description of Artificial Sequence: Synthetic oligonucleotide"

<400> 656
cuagaccugu uuugcuuuug u 21

20 <210> 657
<211> 21
<212> RNA
<213> Artificial Sequence

25 <220>
<221> source
<223> /note="Description of Artificial Sequence: Synthetic oligonucleotide"

30 <400> 657
cuagaccugu uuugcuuuug u 21

<210> 658
<211> 21
<212> RNA
35 <213> Artificial Sequence

<220>
<221> source
<223> /note="Description of Artificial Sequence: Synthetic oligonucleotide"
40

<400> 658
cuagaccugu uuugcuuuug u 21

<210> 659
<211> 21
<212> RNA
45 <213> Artificial Sequence

<220>
<221> source
<223> /note="Description of Artificial Sequence: Synthetic oligonucleotide"
50

<400> 659
cuagaccugu uuugcuuuug u 21
55

<210> 660
<211> 21
<212> RNA

EP 2 929 031 B1

<213> Artificial Sequence

<220>
<221> source
5 <223> /note="Description of Artificial Sequence: Synthetic oligonucleotide"

<400> 660
cuagaccugu uuugcuuuug u 21

10 <210> 661
<211> 21
<212> RNA
<213> Artificial Sequence

15 <220>
<221> source
<223> /note="Description of Artificial Sequence: Synthetic oligonucleotide"

20 <400> 661
cuagaccugu uuugcuuuug u 21

<210> 662
<211> 21
<212> RNA
25 <213> Artificial Sequence

<220>
<221> source
<223> /note="Description of Artificial Sequence: Synthetic oligonucleotide"

30 <400> 662
cuagaccugu uuugcuuuug u 21

<210> 663
<211> 21
<212> RNA
35 <213> Artificial Sequence

<220>
<221> source
<223> /note="Description of Artificial Sequence: Synthetic oligonucleotide"

40 <400> 663
cuagaccugu uuugcuuuug u 21

45 <210> 664
<211> 21
<212> RNA
<213> Artificial Sequence

50 <220>
<221> source
<223> /note="Description of Artificial Sequence: Synthetic oligonucleotide"

55 <400> 664
cuagaccugu uuugcuuuug u 21

<210> 665

EP 2 929 031 B1

<211> 21
<212> RNA
<213> Artificial Sequence

5 <220>
<221> source
<223> /note="Description of Artificial Sequence: Synthetic oligonucleotide"

10 <400> 665
cuagaccugu uuugcuuuug u 21

<210> 666
<211> 21
<212> RNA
15 <213> Artificial Sequence

<220>
<221> source
<223> /note="Description of Artificial Sequence: Synthetic oligonucleotide"

20 <400> 666
cuagaccugu uuugcuuuug u 21

<210> 667
25 <211> 21
<212> RNA
<213> Artificial Sequence

<220>
30 <221> source
<223> /note="Description of Artificial Sequence: Synthetic oligonucleotide"

<400> 667
35 cuagaccugu uuugcuuuug u 21

<210> 668
<211> 21
<212> RNA
40 <213> Artificial Sequence

<220>
<221> source
<223> /note="Description of Artificial Sequence: Synthetic oligonucleotide"

45 <400> 668
cuagaccugu uuugcuuuug u 21

<210> 669
<211> 21
50 <212> RNA
<213> Artificial Sequence

<220>
<221> source
55 <223> /note="Description of Artificial Sequence: Synthetic oligonucleotide"

<400> 669
cuagaccugu uuugcuuuug u 21

EP 2 929 031 B1

<210> 670
<211> 21
<212> RNA
<213> Artificial Sequence
5
<220>
<221> source
<223> /note="Description of Artificial Sequence: Synthetic oligonucleotide"
10
<400> 670
cuagaccugu uuugcuuuug u 21
<210> 671
<211> 21
15
<212> RNA
<213> Artificial Sequence
<220>
<221> source
20
<223> /note="Description of Artificial Sequence: Synthetic oligonucleotide"
<400> 671
cuagaccugu uuugcuuuug u 21
25
<210> 672
<211> 21
<212> RNA
<213> Artificial Sequence
30
<220>
<221> source
<223> /note="Description of Artificial Sequence: Synthetic oligonucleotide"
<400> 672
35
cuagaccugu uuugcuuuug u 21
<210> 673
<211> 21
<212> RNA
40
<213> Artificial Sequence
<220>
<221> source
<223> /note="Description of Artificial Sequence: Synthetic oligonucleotide"
45
<400> 673
cuagaccugu uuugcuuuug u 21
<210> 674
<211> 21
50
<212> RNA
<213> Artificial Sequence
<220>
55
<221> source
<223> /note="Description of Artificial Sequence: Synthetic oligonucleotide"
<400> 674

EP 2 929 031 B1

cuagaccugu uuugcuuuug u 21

<210> 675
<211> 21
5 <212> RNA
<213> Artificial Sequence

<220>
<221> source
10 <223> /note="Description of Artificial Sequence: Synthetic oligonucleotide"

<400> 675
cuagaccugu uuugcuuuug u 21

15 <210> 676
<211> 21
<212> RNA
<213> Artificial Sequence

20 <220>
<221> source
<223> /note="Description of Artificial Sequence: Synthetic oligonucleotide"

<400> 676
25 cuagaccugu uuugcuuuug u 21

<210> 677
<211> 21
<212> RNA
30 <213> Artificial Sequence

<220>
<221> source
<223> /note="Description of Artificial Sequence: Synthetic oligonucleotide"

35 <400> 677
cuagaccugu uuugcuuuug u 21

<210> 678
40 <211> 21
<212> RNA
<213> Artificial Sequence

<220>
45 <221> source
<223> /note="Description of Artificial Sequence: Synthetic oligonucleotide"

<400> 678
50 cuagaccugu uuugcuuuug u 21

<210> 679
<211> 21
<212> RNA
55 <213> Artificial Sequence

<220>
<221> source
<223> /note="Description of Artificial Sequence: Synthetic oligonucleotide"

EP 2 929 031 B1

<400> 679
cuagaccugu uuugcuuuug u 21

5 <210> 680
<211> 21
<212> RNA
<213> Artificial Sequence

10 <220>
<221> source
<223> /note="Description of Artificial Sequence: Synthetic oligonucleotide"

15 <400> 680
cuagaccugu uuugcuuuug u 21

20 <210> 681
<211> 21
<212> RNA
<213> Artificial Sequence

25 <220>
<221> source
<223> /note="Description of Artificial Sequence: Synthetic oligonucleotide"

30 <400> 681
cuagaccugu uuugcuuuug u 21

35 <210> 682
<211> 21
<212> RNA
<213> Artificial Sequence

40 <220>
<221> source
<223> /note="Description of Artificial Sequence: Synthetic oligonucleotide"

45 <400> 682
cuagaccugu uuugcuuuug u 21

50 <210> 683
<211> 21
<212> RNA
<213> Artificial Sequence

55 <220>
<221> source
<223> /note="Description of Artificial Sequence: Synthetic oligonucleotide"

<400> 683
cuagaccugu uuugcuuuug u 21

<210> 684
<211> 21
<212> RNA
<213> Artificial Sequence

<220>
<221> source

EP 2 929 031 B1

<223> /note="Description of Artificial Sequence: Synthetic oligonucleotide"

<400> 684
cuagaccugu uuugcuuuug u 21

5

<210> 685
<211> 21
<212> RNA
<213> Artificial Sequence

10

<220>
<221> source
<223> /note="Description of Artificial Sequence: Synthetic oligonucleotide"

15

<400> 685
cuagaccugu uuugcuuuug u 21

<210> 686
<211> 21
<212> RNA
<213> Artificial Sequence

20

<220>
<221> source
<223> /note="Description of Artificial Sequence: Synthetic oligonucleotide"

25

<400> 686
cuagaccugu uuugcuuuug u 21

<210> 687
<211> 21
<212> RNA
<213> Artificial Sequence

30

<220>
<221> source
<223> /note="Description of Artificial Sequence: Synthetic oligonucleotide"

35

<400> 687
cuagaccugu uuugcuuuug u 21

<210> 688
<211> 21
<212> RNA
<213> Artificial Sequence

40

<220>
<221> source
<223> /note="Description of Artificial Sequence: Synthetic oligonucleotide"

45

<400> 688
cuagaccugu uuugcuuuug u 21

<210> 689
<211> 21
<212> RNA
<213> Artificial Sequence

50

55

EP 2 929 031 B1

<220>
<221> source
<223> /note="Description of Artificial Sequence: Synthetic oligonucleotide"
5 <400> 689
cuagaccugu uuugcuuuug u 21

<210> 690
<211> 21
10 <212> RNA
<213> Artificial Sequence

<220>
<221> source
15 <223> /note="Description of Artificial Sequence: Synthetic oligonucleotide"

<400> 690
cuagaccugu uuugcuuuug u 21

20 <210> 691
<211> 21
<212> RNA
<213> Artificial Sequence

25 <220>
<221> source
<223> /note="Description of Artificial Sequence: Synthetic oligonucleotide"

30 <400> 691
cuagaccugu uuugcuuuug u 21

<210> 692
<211> 21
<212> RNA
35 <213> Artificial Sequence

<220>
<221> source
<223> /note="Description of Artificial Sequence: Synthetic oligonucleotide"
40

<400> 692
cuagaccugu uuugcuuuug u 21

<210> 693
<211> 21
<212> RNA
45 <213> Artificial Sequence

<220>
<221> source
50 <223> /note="Description of Artificial Sequence: Synthetic oligonucleotide"

<400> 693
cuagaccugu uuugcuuuug u 21
55

<210> 694
<211> 21
<212> RNA

EP 2 929 031 B1

<213> Artificial Sequence

<220>
<221> source
5 <223> /note="Description of Artificial Sequence: Synthetic oligonucleotide"

<400> 694
cuagaccugu uuugcuuuug u 21

10 <210> 695
<211> 21
<212> RNA
<213> Artificial Sequence

15 <220>
<221> source
<223> /note="Description of Artificial Sequence: Synthetic oligonucleotide"

20 <400> 695
cuagaccugu uuugcuuuug u 21

<210> 696
<211> 21
<212> RNA
25 <213> Artificial Sequence

<220>
<221> source
<223> /note="Description of Artificial Sequence: Synthetic oligonucleotide"

30 <400> 696
cuagaccugu uuugcuuuug u 21

<210> 697
<211> 21
<212> RNA
35 <213> Artificial Sequence

<220>
<221> source
<223> /note="Description of Artificial Sequence: Synthetic oligonucleotide"

40 <400> 697
cuagaccugu uuugcuuuug u 21

45 <210> 698
<211> 21
<212> RNA
<213> Artificial Sequence

50 <220>
<221> source
<223> /note="Description of Artificial Sequence: Synthetic oligonucleotide"

55 <400> 698
cuagaccugu uuugcuuuug u 21

<210> 699

EP 2 929 031 B1

<211> 21
<212> RNA
<213> Artificial Sequence

5 <220>
<221> source
<223> /note="Description of Artificial Sequence: Synthetic oligonucleotide"

<400> 699
10 cuagaccugu uuugcuuuug u 21

<210> 700
<211> 21
<212> RNA
15 <213> Artificial Sequence

<220>
<221> source
<223> /note="Description of Artificial Sequence: Synthetic oligonucleotide"

20 <400> 700
cuagaccugu uuugcuuuug u 21

<210> 701
25 <211> 21
<212> RNA
<213> Artificial Sequence

<220>
30 <221> source
<223> /note="Description of Artificial Sequence: Synthetic oligonucleotide"

<400> 701
35 cuagaccugu uuugcuuuug u 21

<210> 702
<211> 21
<212> RNA
40 <213> Artificial Sequence

<220>
<221> source
<223> /note="Description of Artificial Sequence: Synthetic oligonucleotide"

45 <400> 702
cuagaccugu uuugcuuuug u 21

<210> 703
<211> 21
50 <212> RNA
<213> Artificial Sequence

<220>
<221> source
55 <223> /note="Description of Artificial Sequence: Synthetic oligonucleotide"

<400> 703
cuagaccugu uuugcuuuug u 21

EP 2 929 031 B1

5
<210> 704
<211> 21
<212> RNA
<213> Artificial Sequence

<220>
<221> source
<223> /note="Description of Artificial Sequence: Synthetic oligonucleotide"

10 <400> 704
cuagaccugu uuugcuuuug u 21

<210> 705
<211> 21
15 <212> RNA
<213> Artificial Sequence

<220>
<221> source
20 <223> /note="Description of Artificial Sequence: Synthetic oligonucleotide"

<400> 705
cuagaccugu uuugcuuuug u 21

25 <210> 706
<211> 21
<212> RNA
<213> Artificial Sequence

30 <220>
<221> source
<223> /note="Description of Artificial Sequence: Synthetic oligonucleotide"

<400> 706
35 cuagaccugu uuugcuuuug u 21

<210> 707
<211> 21
<212> RNA
40 <213> Artificial Sequence

<220>
<221> source
<223> /note="Description of Artificial Sequence: Synthetic oligonucleotide"
45

<400> 707
cuagaccugu uuugcuuuug u 21

<210> 708
50 <211> 21
<212> RNA
<213> Artificial Sequence

<220>
55 <221> source
<223> /note="Description of Artificial Sequence: Synthetic oligonucleotide"

<400> 708

EP 2 929 031 B1

cuagaccugu uuugcuuuug u 21

<210> 709
<211> 21
5 <212> RNA
<213> Artificial Sequence

<220>
<221> source
10 <223> /note="Description of Artificial Sequence: Synthetic oligonucleotide"

<400> 709
cuagaccugu uuugcuuuug u 21

15 <210> 710
<211> 19
<212> RNA
<213> Artificial Sequence

20 <220>
<221> source
<223> /note="Description of Artificial Sequence: Synthetic oligonucleotide"

<400> 710
25 agaccuguuu ugcuuuugu 19

<210> 711
<211> 19
<212> RNA
30 <213> Artificial Sequence

<220>
<221> source
<223> /note="Description of Artificial Sequence: Synthetic oligonucleotide"

35 <400> 711
agaccuguuu ugcuuuugu 19

<210> 712
40 <211> 19
<212> RNA
<213> Artificial Sequence

<220>
45 <221> source
<223> /note="Description of Artificial Sequence: Synthetic oligonucleotide"

<400> 712
50 agaccuguuu ugcuuuugu 19

<210> 713
<211> 19
<212> RNA
55 <213> Artificial Sequence

<220>
<221> source
<223> /note="Description of Artificial Sequence: Synthetic oligonucleotide"

EP 2 929 031 B1

<400> 713
agaccuguuu ugcuuuugu 19

5
<210> 714
<211> 19
<212> RNA
<213> Artificial Sequence

10
<220>
<221> source
<223> /note="Description of Artificial Sequence: Synthetic oligonucleotide"

15
<400> 714
agaccuguuu ugcuuuugu 19

20
<210> 715
<211> 19
<212> RNA
<213> Artificial Sequence

25
<220>
<221> source
<223> /note="Description of Artificial Sequence: Synthetic oligonucleotide"

30
<400> 715
agaccuguuu ugcuuuugu 19

35
<210> 716
<211> 19
<212> RNA
<213> Artificial Sequence

40
<220>
<221> source
<223> /note="Description of Artificial Sequence: Synthetic oligonucleotide"

45
<400> 716
agaccuguuu ugcuuuugu 19

50
<210> 717
<211> 19
<212> RNA
<213> Artificial Sequence

55
<220>
<221> source
<223> /note="Description of Artificial Sequence: Synthetic oligonucleotide"

<400> 717
agaccuguuu ugcuuuugu 19

<210> 718
<211> 19
<212> RNA
<213> Artificial Sequence

<220>
<221> source

EP 2 929 031 B1

<223> /note="Description of Artificial Sequence: Synthetic oligonucleotide"

<400> 718
agaccuguuu ugcuuuugu 19

5

<210> 719
<211> 19
<212> RNA
<213> Artificial Sequence

10

<220>
<221> source
<223> /note="Description of Artificial Sequence: Synthetic oligonucleotide"

15

<400> 719
agaccuguuu ugcuuuugu 19

<210> 720
<211> 19
<212> RNA
<213> Artificial Sequence

20

<220>
<221> source
<223> /note="Description of Artificial Sequence: Synthetic oligonucleotide"

25

<400> 720
agaccuguuu ugcuuuugu 19

<210> 721
<211> 19
<212> RNA
<213> Artificial Sequence

30

<220>
<221> source
<223> /note="Description of Artificial Sequence: Synthetic oligonucleotide"

35

<400> 721
agaccuguuu ugcuuuugu 19

<210> 722
<211> 19
<212> RNA
<213> Artificial Sequence

40

<220>
<221> source
<223> /note="Description of Artificial Sequence: Synthetic oligonucleotide"

45

<400> 722
agaccuguuu ugcuuuugu 19

<210> 723
<211> 19
<212> RNA
<213> Artificial Sequence

50

55

EP 2 929 031 B1

<220>
<221> source
<223> /note="Description of Artificial Sequence: Synthetic oligonucleotide"
5 <400> 723
agaccuguuu ugcuuuugu 19

<210> 724
<211> 19
10 <212> RNA
<213> Artificial Sequence

<220>
<221> source
15 <223> /note="Description of Artificial Sequence: Synthetic oligonucleotide"

<400> 724
agaccuguuu ugcuuuugu 19

20 <210> 725
<211> 19
<212> RNA
<213> Artificial Sequence

25 <220>
<221> source
<223> /note="Description of Artificial Sequence: Synthetic oligonucleotide"

<400> 725
30 agaccuguuu ugcuuuugu 19

<210> 726
<211> 18
<212> RNA
35 <213> Artificial Sequence

<220>
<221> source
<223> /note="Description of Artificial Sequence: Synthetic oligonucleotide"
40

<400> 726
gaccuguuuu gcuuuugu 18

<210> 727
45 <211> 21
<212> RNA
<213> Artificial Sequence

<220>
<221> source
50 <223> /note="Description of Artificial Sequence: Synthetic oligonucleotide"

<400> 727
caagcagaca uuuauuuuu u 21
55

<210> 728
<211> 21
<212> RNA

EP 2 929 031 B1

<213> Artificial Sequence

<220>
<221> source
5 <223> /note="Description of Artificial Sequence: Synthetic oligonucleotide"

<400> 728
caagcagaca uuuaucuuuu u 21

10 <210> 729
<211> 21
<212> RNA
<213> Artificial Sequence

15 <220>
<221> source
<223> /note="Description of Artificial Sequence: Synthetic oligonucleotide"

20 <400> 729
caagcagaca uuuaucuuuu u 21

<210> 730
<211> 21
<212> RNA
25 <213> Artificial Sequence

<220>
<221> source
<223> /note="Description of Artificial Sequence: Synthetic oligonucleotide"

30 <400> 730
caagcagaca uuuaucuuuu u 21

<210> 731
<211> 21
<212> RNA
35 <213> Artificial Sequence

<220>
<221> source
<223> /note="Description of Artificial Sequence: Synthetic oligonucleotide"

40 <400> 731
caagcagaca uuuaucuuuu u 21

45 <210> 732
<211> 21
<212> RNA
<213> Artificial Sequence

50 <220>
<221> source
<223> /note="Description of Artificial Sequence: Synthetic oligonucleotide"

55 <400> 732
caagcagaca uuuaucuuuu u 21

<210> 733

EP 2 929 031 B1

<211> 21
<212> RNA
<213> Artificial Sequence

5 <220>
<221> source
<223> /note="Description of Artificial Sequence: Synthetic oligonucleotide"

<400> 733
10 caagcagaca uuuaucuuuu u 21

<210> 734
<211> 21
<212> RNA
15 <213> Artificial Sequence

<220>
<221> source
<223> /note="Description of Artificial Sequence: Synthetic oligonucleotide"

20 <400> 734
caagcagaca uuuaucuuuu u 21

<210> 735
25 <211> 21
<212> RNA
<213> Artificial Sequence

<220>
30 <221> source
<223> /note="Description of Artificial Sequence: Synthetic oligonucleotide"

<400> 735
35 caagcagaca uuuaucuuuu u 21

<210> 736
<211> 21
<212> RNA
40 <213> Artificial Sequence

<220>
<221> source
<223> /note="Description of Artificial Sequence: Synthetic oligonucleotide"

45 <400> 736
caagcagaca uuuaucuuuu u 21

<210> 737
<211> 21
50 <212> RNA
<213> Artificial Sequence

<220>
<221> source
55 <223> /note="Description of Artificial Sequence: Synthetic oligonucleotide"

<400> 737
caagcagaca uuuaucuuuu u 21

EP 2 929 031 B1

5
<210> 738
<211> 21
<212> RNA
<213> Artificial Sequence

<220>
<221> source
<223> /note="Description of Artificial Sequence: Synthetic oligonucleotide"

10
<400> 738
caagcagaca uuuaucuuuu u 21

<210> 739
<211> 21
15
<212> RNA
<213> Artificial Sequence

<220>
<221> source
20
<223> /note="Description of Artificial Sequence: Synthetic oligonucleotide"

<400> 739
caagcagaca uuuaucuuuu u 21

25
<210> 740
<211> 21
<212> RNA
<213> Artificial Sequence

30
<220>
<221> source
<223> /note="Description of Artificial Sequence: Synthetic oligonucleotide"

<400> 740
35
caagcagaca uuuaucuuuu u 21

<210> 741
<211> 21
<212> RNA
40
<213> Artificial Sequence

<220>
<221> source
<223> /note="Description of Artificial Sequence: Synthetic oligonucleotide"
45

<400> 741
caagcagaca uuuaucuuuu u 21

<210> 742
50
<211> 21
<212> RNA
<213> Artificial Sequence

<220>
55
<221> source
<223> /note="Description of Artificial Sequence: Synthetic oligonucleotide"

<400> 742

EP 2 929 031 B1

caagcagaca uuuaucuuuu u 21

<210> 743
<211> 21
5 <212> RNA
<213> Artificial Sequence

<220>
<221> source
10 <223> /note="Description of Artificial Sequence: Synthetic oligonucleotide"

<400> 743
caagcagaca uuuaucuuuu u 21

15 <210> 744
<211> 21
<212> RNA
<213> Artificial Sequence

20 <220>
<221> source
<223> /note="Description of Artificial Sequence: Synthetic oligonucleotide"

<400> 744
25 caagcagaca uuuaucuuuu u 21

<210> 745
<211> 21
<212> RNA
30 <213> Artificial Sequence

<220>
<221> source
<223> /note="Description of Artificial Sequence: Synthetic oligonucleotide"

35 <400> 745
caagcagaca uuuaucuuuu u 21

<210> 746
<211> 21
<212> RNA
40 <213> Artificial Sequence

<220>
<221> source
45 <223> /note="Description of Artificial Sequence: Synthetic oligonucleotide"

<400> 746
caagcagaca uuuaucuuuu u 21

50 <210> 747
<211> 21
<212> RNA
<213> Artificial Sequence

55 <220>
<221> source
<223> /note="Description of Artificial Sequence: Synthetic oligonucleotide"

EP 2 929 031 B1

<400> 747
caagcagaca uuuaucuuuu u 21

5
<210> 748
<211> 21
<212> RNA
<213> Artificial Sequence

10
<220>
<221> source
<223> /note="Description of Artificial Sequence: Synthetic oligonucleotide"

15
<400> 748
caagcagaca uuuaucuuuu u 21

20
<210> 749
<211> 21
<212> RNA
<213> Artificial Sequence

25
<220>
<221> source
<223> /note="Description of Artificial Sequence: Synthetic oligonucleotide"

30
<400> 749
caagcagaca uuuaucuuuu u 21

35
<210> 750
<211> 21
<212> RNA
<213> Artificial Sequence

40
<220>
<221> source
<223> /note="Description of Artificial Sequence: Synthetic oligonucleotide"

45
<400> 750
caagcagaca uuuaucuuuu u 21

50
<210> 751
<211> 21
<212> RNA
<213> Artificial Sequence

55
<220>
<221> source
<223> /note="Description of Artificial Sequence: Synthetic oligonucleotide"

<400> 751
caagcagaca uuuaucuuuu u 21

<210> 752
<211> 21
<212> RNA
<213> Artificial Sequence

<220>
<221> source

EP 2 929 031 B1

<223> /note="Description of Artificial Sequence: Synthetic oligonucleotide"

<400> 752
caagcagaca uuuaucuuuu u 21

5

<210> 753
<211> 21
<212> RNA
<213> Artificial Sequence

10

<220>
<221> source
<223> /note="Description of Artificial Sequence: Synthetic oligonucleotide"

15

<400> 753
caagcagaca uuuaucuuuu u 21

<210> 754
<211> 21
<212> RNA
<213> Artificial Sequence

20

<220>
<221> source
<223> /note="Description of Artificial Sequence: Synthetic oligonucleotide"

25

<400> 754
caagcagaca uuuaucuuuu u 21

<210> 755
<211> 21
<212> RNA
<213> Artificial Sequence

30

<220>
<221> source
<223> /note="Description of Artificial Sequence: Synthetic oligonucleotide"

35

<400> 755
caagcagaca uuuaucuuuu u 21

<210> 756
<211> 21
<212> RNA
<213> Artificial Sequence

40

<220>
<221> source
<223> /note="Description of Artificial Sequence: Synthetic oligonucleotide"

50

<400> 756
caagcagaca uuuaucuuuu u 21

<210> 757
<211> 21
<212> RNA
<213> Artificial Sequence

55

EP 2 929 031 B1

<220>
<221> source
<223> /note="Description of Artificial Sequence: Synthetic oligonucleotide"
5 <400> 757
caagcagaca uuuaucuuuu u 21

<210> 758
<211> 21
10 <212> RNA
<213> Artificial Sequence

<220>
<221> source
15 <223> /note="Description of Artificial Sequence: Synthetic oligonucleotide"

<400> 758
caagcagaca uuuaucuuuu u 21

20 <210> 759
<211> 21
<212> RNA
<213> Artificial Sequence

25 <220>
<221> source
<223> /note="Description of Artificial Sequence: Synthetic oligonucleotide"

30 <400> 759
caagcagaca uuuaucuuuu u 21

<210> 760
<211> 21
<212> RNA
35 <213> Artificial Sequence

<220>
<221> source
<223> /note="Description of Artificial Sequence: Synthetic oligonucleotide"
40 <400> 760
caagcagaca uuuaucuuuu u 21

<210> 761
<211> 21
<212> RNA
45 <213> Artificial Sequence

<220>
<221> source
<223> /note="Description of Artificial Sequence: Synthetic oligonucleotide"
50 <400> 761
caagcagaca uuuaucuuuu u 21

55 <210> 762
<211> 21
<212> RNA

EP 2 929 031 B1

<213> Artificial Sequence

<220>
<221> source
5 <223> /note="Description of Artificial Sequence: Synthetic oligonucleotide"

<400> 762
caagcagaca uuuaucuuuu u 21

10 <210> 763
<211> 21
<212> RNA
<213> Artificial Sequence

15 <220>
<221> source
<223> /note="Description of Artificial Sequence: Synthetic oligonucleotide"

20 <400> 763
caagcagaca uuuaucuuuu u 21

<210> 764
<211> 21
<212> RNA
25 <213> Artificial Sequence

<220>
<221> source
<223> /note="Description of Artificial Sequence: Synthetic oligonucleotide"

30 <400> 764
caagcagaca uuuaucuuuu u 21

<210> 765
<211> 21
<212> RNA
35 <213> Artificial Sequence

<220>
<221> source
<223> /note="Description of Artificial Sequence: Synthetic oligonucleotide"

40 <400> 765
caagcagaca uuuaucuuuu u 21

45 <210> 766
<211> 21
<212> RNA
<213> Artificial Sequence

50 <220>
<221> source
<223> /note="Description of Artificial Sequence: Synthetic oligonucleotide"

55 <400> 766
caagcagaca uuuaucuuuu u 21

<210> 767

EP 2 929 031 B1

<211> 21
<212> RNA
<213> Artificial Sequence

5 <220>
<221> source
<223> /note="Description of Artificial Sequence: Synthetic oligonucleotide"

<400> 767
10 caagcagaca uuuaucuuuu u 21

<210> 768
<211> 21
<212> RNA
15 <213> Artificial Sequence

<220>
<221> source
<223> /note="Description of Artificial Sequence: Synthetic oligonucleotide"

20 <400> 768
caagcagaca uuuaucuuuu u 21

<210> 769
25 <211> 21
<212> RNA
<213> Artificial Sequence

<220>
30 <221> source
<223> /note="Description of Artificial Sequence: Synthetic oligonucleotide"

<400> 769
35 caagcagaca uuuaucuuuu u 21

<210> 770
<211> 21
<212> RNA
40 <213> Artificial Sequence

<220>
<221> source
<223> /note="Description of Artificial Sequence: Synthetic oligonucleotide"

45 <400> 770
caagcagaca uuuaucuuuu u 21

<210> 771
<211> 21
50 <212> RNA
<213> Artificial Sequence

<220>
<221> source
55 <223> /note="Description of Artificial Sequence: Synthetic oligonucleotide"

<400> 771
caagcagaca uuuaucuuuu u 21

EP 2 929 031 B1

5
<210> 772
<211> 21
<212> RNA
<213> Artificial Sequence

<220>
<221> source
<223> /note="Description of Artificial Sequence: Synthetic oligonucleotide"

10
<400> 772
caagcagaca uuuaucuuuu u 21

<210> 773
<211> 21
<212> RNA
<213> Artificial Sequence

<220>
<221> source
20
<223> /note="Description of Artificial Sequence: Synthetic oligonucleotide"

<400> 773
caagcagaca uuuaucuuuu u 21

25
<210> 774
<211> 21
<212> RNA
<213> Artificial Sequence

<220>
<221> source
30
<223> /note="Description of Artificial Sequence: Synthetic oligonucleotide"

<400> 774
35
caagcagaca uuuaucuuuu u 21

<210> 775
<211> 21
<212> RNA
40
<213> Artificial Sequence

<220>
<221> source
<223> /note="Description of Artificial Sequence: Synthetic oligonucleotide"
45

<400> 775
caagcagaca uuuaucuuuu u 21

<210> 776
50
<211> 21
<212> RNA
<213> Artificial Sequence

<220>
<221> source
55
<223> /note="Description of Artificial Sequence: Synthetic oligonucleotide"

<400> 776

EP 2 929 031 B1

caagcagaca uuuaucuuuu u 21

<210> 777
<211> 21
5 <212> RNA
<213> Artificial Sequence

<220>
<221> source
10 <223> /note="Description of Artificial Sequence: Synthetic oligonucleotide"

<400> 777
caagcagaca uuuaucuuuu u 21

15 <210> 778
<211> 21
<212> RNA
<213> Artificial Sequence

20 <220>
<221> source
<223> /note="Description of Artificial Sequence: Synthetic oligonucleotide"

25 <400> 778
caagcagaca uuuaucuuuu u 21

30 <210> 779
<211> 21
<212> RNA
<213> Artificial Sequence

35 <220>
<221> source
<223> /note="Description of Artificial Sequence: Synthetic oligonucleotide"

<400> 779
caagcagaca uuuaucuuuu u 21

40 <210> 780
<211> 21
<212> RNA
<213> Artificial Sequence

45 <220>
<221> source
<223> /note="Description of Artificial Sequence: Synthetic oligonucleotide"

<400> 780
caagcagaca uuuaucuuuu u 21

50 <210> 781
<211> 21
<212> RNA
<213> Artificial Sequence

55 <220>
<221> source
<223> /note="Description of Artificial Sequence: Synthetic oligonucleotide"

EP 2 929 031 B1

<400> 781
caagcagaca uuuaucuuuu u 21

5
<210> 782
<211> 21
<212> RNA
<213> Artificial Sequence

10
<220>
<221> source
<223> /note="Description of Artificial Sequence: Synthetic oligonucleotide"

15
<400> 782
caagcagaca uuuaucuuuu u 21

20
<210> 783
<211> 21
<212> RNA
<213> Artificial Sequence

25
<220>
<221> source
<223> /note="Description of Artificial Sequence: Synthetic oligonucleotide"

30
<400> 783
caagcagaca uuuaucuuuu u 21

35
<210> 784
<211> 21
<212> RNA
<213> Artificial Sequence

40
<220>
<221> source
<223> /note="Description of Artificial Sequence: Synthetic oligonucleotide"

45
<400> 784
caagcagaca uuuaucuuuu u 21

50
<210> 785
<211> 21
<212> RNA
<213> Artificial Sequence

55
<220>
<221> source
<223> /note="Description of Artificial Sequence: Synthetic oligonucleotide"

<400> 785
caagcagaca uuuaucuuuu u 21

<210> 786
<211> 21
<212> RNA
<213> Artificial Sequence

<220>
<221> source

EP 2 929 031 B1

<223> /note="Description of Artificial Sequence: Synthetic oligonucleotide"

<400> 786
caagcagaca uuuaucuuuu u 21

5

<210> 787
<211> 21
<212> RNA
<213> Artificial Sequence

10

<220>
<221> source
<223> /note="Description of Artificial Sequence: Synthetic oligonucleotide"

15

<400> 787
caagcagaca uuuaucuuuu u 21

<210> 788
<211> 21
<212> RNA
<213> Artificial Sequence

20

<220>
<221> source
<223> /note="Description of Artificial Sequence: Synthetic oligonucleotide"

25

<400> 788
caagcagaca uuuaucuuuu u 21

<210> 789
<211> 21
<212> RNA
<213> Artificial Sequence

30

<220>
<221> source
<223> /note="Description of Artificial Sequence: Synthetic oligonucleotide"

35

<400> 789
caagcagaca uuuaucuuuu u 21

<210> 790
<211> 21
<212> RNA
<213> Artificial Sequence

40

<220>
<221> source
<223> /note="Description of Artificial Sequence: Synthetic oligonucleotide"

45

<400> 790
caagcagaca uuuaucuuuu u 21

<210> 791
<211> 21
<212> RNA
<213> Artificial Sequence

50

55

EP 2 929 031 B1

<220>
<221> source
<223> /note="Description of Artificial Sequence: Synthetic oligonucleotide"
5 <400> 791
caagcagaca uuuaucuuuu u 21

<210> 792
<211> 21
10 <212> RNA
<213> Artificial Sequence

<220>
<221> source
15 <223> /note="Description of Artificial Sequence: Synthetic oligonucleotide"

<400> 792
caagcagaca uuuaucuuuu u 21

20 <210> 793
<211> 21
<212> RNA
<213> Artificial Sequence

25 <220>
<221> source
<223> /note="Description of Artificial Sequence: Synthetic oligonucleotide"

30 <400> 793
caagcagaca uuuaucuuuu u 21

<210> 794
<211> 21
<212> RNA
35 <213> Artificial Sequence

<220>
<221> source
<223> /note="Description of Artificial Sequence: Synthetic oligonucleotide"
40 <400> 794
caagcagaca uuuaucuuuu u 21

<210> 795
<211> 21
<212> RNA
45 <213> Artificial Sequence

<220>
<221> source
<223> /note="Description of Artificial Sequence: Synthetic oligonucleotide"
50 <400> 795
caagcagaca uuuaucuuuu u 21

55 <210> 796
<211> 21
<212> RNA

EP 2 929 031 B1

<213> Artificial Sequence

<220>
<221> source
5 <223> /note="Description of Artificial Sequence: Synthetic oligonucleotide"

<400> 796
caagcagaca uuuaucuuuu u 21

10 <210> 797
<211> 21
<212> RNA
<213> Artificial Sequence

15 <220>
<221> source
<223> /note="Description of Artificial Sequence: Synthetic oligonucleotide"

20 <400> 797
caagcagaca uuuaucuuuu u 21

<210> 798
<211> 21
<212> RNA
25 <213> Artificial Sequence

<220>
<221> source
<223> /note="Description of Artificial Sequence: Synthetic oligonucleotide"

30 <400> 798
caagcagaca uuuaucuuuu u 21

<210> 799
<211> 21
<212> RNA
35 <213> Artificial Sequence

<220>
<221> source
<223> /note="Description of Artificial Sequence: Synthetic oligonucleotide"

40 <400> 799
caagcagaca uuuaucuuuu u 21

45 <210> 800
<211> 21
<212> RNA
<213> Artificial Sequence

50 <220>
<221> source
<223> /note="Description of Artificial Sequence: Synthetic oligonucleotide"

55 <400> 800
caagcagaca uuuaucuuuu u 21

<210> 801

EP 2 929 031 B1

<211> 21
<212> RNA
<213> Artificial Sequence

5 <220>
<221> source
<223> /note="Description of Artificial Sequence: Synthetic oligonucleotide"

10 <400> 801
caagcagaca uuuaucuuuu u 21

<210> 802
<211> 21
<212> RNA
15 <213> Artificial Sequence

<220>
<221> source
<223> /note="Description of Artificial Sequence: Synthetic oligonucleotide"

20 <400> 802
caagcagaca uuuaucuuuu u 21

<210> 803
25 <211> 21
<212> RNA
<213> Artificial Sequence

<220>
30 <221> source
<223> /note="Description of Artificial Sequence: Synthetic oligonucleotide"

<400> 803
35 caagcagaca uuuaucuuuu u 21

<210> 804
<211> 21
<212> RNA
40 <213> Artificial Sequence

<220>
<221> source
<223> /note="Description of Artificial Sequence: Synthetic oligonucleotide"

45 <400> 804
caagcagaca uuuaucuuuu u 21

<210> 805
<211> 21
50 <212> RNA
<213> Artificial Sequence

<220>
<221> source
55 <223> /note="Description of Artificial Sequence: Synthetic oligonucleotide"

<400> 805
caagcagaca uuuaucuuuu u 21

EP 2 929 031 B1

<210> 806
<211> 21
<212> RNA
<213> Artificial Sequence
5
<220>
<221> source
<223> /note="Description of Artificial Sequence: Synthetic oligonucleotide"
10
<400> 806
caagcagaca uuuaucuuuu u 21
<210> 807
<211> 21
15
<212> RNA
<213> Artificial Sequence
<220>
<221> source
20
<223> /note="Description of Artificial Sequence: Synthetic oligonucleotide"
<400> 807
caagcagaca uuuaucuuuu u 21
25
<210> 808
<211> 21
<212> RNA
<213> Artificial Sequence
30
<220>
<221> source
<223> /note="Description of Artificial Sequence: Synthetic oligonucleotide"
35
<400> 808
caagcagaca uuuaucuuuu u 21
<210> 809
<211> 21
<212> RNA
40
<213> Artificial Sequence
<220>
<221> source
<223> /note="Description of Artificial Sequence: Synthetic oligonucleotide"
45
<400> 809
caagcagaca uuuaucuuuu u 21
<210> 810
<211> 21
<212> RNA
50
<213> Artificial Sequence
<220>
<221> source
55
<223> /note="Description of Artificial Sequence: Synthetic oligonucleotide"
<400> 810

EP 2 929 031 B1

caagcagaca uuuaucuuuu u 21

<210> 811
<211> 21
5 <212> RNA
<213> Artificial Sequence

<220>
<221> source
10 <223> /note="Description of Artificial Sequence: Synthetic oligonucleotide"

<400> 811
caagcagaca uuuaucuuuu u 21

15 <210> 812
<211> 21
<212> RNA
<213> Artificial Sequence

20 <220>
<221> source
<223> /note="Description of Artificial Sequence: Synthetic oligonucleotide"

<400> 812
25 caagcagaca uuuaucuuuu u 21

<210> 813
<211> 21
<212> RNA
30 <213> Artificial Sequence

<220>
<221> source
<223> /note="Description of Artificial Sequence: Synthetic oligonucleotide"

35 <400> 813
caagcagaca uuuaucuuuu u 21

<210> 814
<211> 21
<212> RNA
40 <213> Artificial Sequence

<220>
<221> source
45 <223> /note="Description of Artificial Sequence: Synthetic oligonucleotide"

<400> 814
caagcagaca uuuaucuuuu u 21

50 <210> 815
<211> 21
<212> RNA
<213> Artificial Sequence

55 <220>
<221> source
<223> /note="Description of Artificial Sequence: Synthetic oligonucleotide"

EP 2 929 031 B1

<400> 815
caagcagaca uuuauuuuu u 21

5
<210> 816
<211> 21
<212> RNA
<213> Artificial Sequence

10
<220>
<221> source
<223> /note="Description of Artificial Sequence: Synthetic oligonucleotide"

15
<400> 816
caagcagaca uuuauuuuu u 21

20
<210> 817
<211> 21
<212> RNA
<213> Artificial Sequence

25
<220>
<221> source
<223> /note="Description of Artificial Sequence: Synthetic oligonucleotide"

30
<400> 817
cuagaccugu uuuguuuuug u 21

35
<210> 818
<211> 21
<212> RNA
<213> Artificial Sequence

40
<220>
<221> source
<223> /note="Description of Artificial Sequence: Synthetic oligonucleotide"

45
<400> 818
cuagaccugu uuuguuuuug u 21

50
<210> 819
<211> 21
<212> RNA
<213> Artificial Sequence

55
<220>
<221> source
<223> /note="Description of Artificial Sequence: Synthetic oligonucleotide"

<400> 819
cuagaccugu uuuguuuuug u 21

<210> 820
<211> 21
<212> RNA
<213> Artificial Sequence

<220>
<221> source

EP 2 929 031 B1

<223> /note="Description of Artificial Sequence: Synthetic oligonucleotide"

<400> 820
cuagaccugu uuugcuuuug u 21

5

<210> 821
<211> 21
<212> RNA
<213> Artificial Sequence

10

<220>
<221> source
<223> /note="Description of Artificial Sequence: Synthetic oligonucleotide"

15

<400> 821
cuagaccugu uuugcuuuug u 21

<210> 822
<211> 21
<212> RNA
<213> Artificial Sequence

20

<220>
<221> source
<223> /note="Description of Artificial Sequence: Synthetic oligonucleotide"

25

<400> 822
cuagaccugu uuugcuuuug u 21

<210> 823
<211> 21
<212> RNA
<213> Artificial Sequence

30

<220>
<221> source
<223> /note="Description of Artificial Sequence: Synthetic oligonucleotide"

35

<400> 823
cuagaccugu uuugcuuuug u 21

<210> 824
<211> 21
<212> RNA
<213> Artificial Sequence

40

<220>
<221> source
<223> /note="Description of Artificial Sequence: Synthetic oligonucleotide"

50

<400> 824
cuagaccugu uuugcuuuug u 21

<210> 825
<211> 21
<212> RNA
<213> Artificial Sequence

55

EP 2 929 031 B1

<220>
<221> source
<223> /note="Description of Artificial Sequence: Synthetic oligonucleotide"
5 <400> 825
cuagaccugu uuugcuuuug u 21

<210> 826
<211> 21
10 <212> RNA
<213> Artificial Sequence

<220>
<221> source
15 <223> /note="Description of Artificial Sequence: Synthetic oligonucleotide"

<400> 826
cuagaccugu uuugcuuuug u 21

20 <210> 827
<211> 21
<212> RNA
<213> Artificial Sequence

25 <220>
<221> source
<223> /note="Description of Artificial Sequence: Synthetic oligonucleotide"

30 <400> 827
cuagaccugu uuugcuuuug u 21

<210> 828
<211> 21
<212> RNA
35 <213> Artificial Sequence

<220>
<221> source
<223> /note="Description of Artificial Sequence: Synthetic oligonucleotide"
40

<400> 828
cuagaccugu uuugcuuuug u 21

<210> 829
<211> 21
<212> RNA
45 <213> Artificial Sequence

<220>
<221> source
50 <223> /note="Description of Artificial Sequence: Synthetic oligonucleotide"

<400> 829
cuagaccugu uuugcuuuug u 21
55

<210> 830
<211> 21
<212> RNA

EP 2 929 031 B1

<213> Artificial Sequence

<220>
<221> source
5 <223> /note="Description of Artificial Sequence: Synthetic oligonucleotide"

<400> 830
cuagaccugu uuugcuuuug u 21

10 <210> 831
<211> 21
<212> RNA
<213> Artificial Sequence

15 <220>
<221> source
<223> /note="Description of Artificial Sequence: Synthetic oligonucleotide"

20 <400> 831
cuagaccugu uuugcuuuug u 21

<210> 832
<211> 21
<212> RNA
25 <213> Artificial Sequence

<220>
<221> source
<223> /note="Description of Artificial Sequence: Synthetic oligonucleotide"

30 <400> 832
cuagaccugu uuugcuuuug u 21

<210> 833
<211> 21
<212> RNA
35 <213> Artificial Sequence

<220>
<221> source
<223> /note="Description of Artificial Sequence: Synthetic oligonucleotide"

40 <400> 833
cuagaccugu uuugcuuuug u 21

45 <210> 834
<211> 21
<212> RNA
<213> Artificial Sequence

50 <220>
<221> source
<223> /note="Description of Artificial Sequence: Synthetic oligonucleotide"

55 <400> 834
cuagaccugu uuugcuuuug u 21

<210> 835

EP 2 929 031 B1

<211> 21
<212> RNA
<213> Artificial Sequence

5 <220>
<221> source
<223> /note="Description of Artificial Sequence: Synthetic oligonucleotide"

10 <400> 835
cuagaccugu uuugcuuuug u 21

<210> 836
<211> 21
<212> RNA
15 <213> Artificial Sequence

<220>
<221> source
<223> /note="Description of Artificial Sequence: Synthetic oligonucleotide"

20 <400> 836
cuagaccugu uuugcuuuug u 21

<210> 837
25 <211> 21
<212> RNA
<213> Artificial Sequence

<220>
30 <221> source
<223> /note="Description of Artificial Sequence: Synthetic oligonucleotide"

<400> 837
35 cuagaccugu uuugcuuuug u 21

<210> 838
<211> 21
<212> RNA
<213> Artificial Sequence

40 <220>
<221> source
<223> /note="Description of Artificial Sequence: Synthetic oligonucleotide"

45 <400> 838
cuagaccugu uuugcuuuug u 21

<210> 839
<211> 21
50 <212> RNA
<213> Artificial Sequence

<220>
<221> source
55 <223> /note="Description of Artificial Sequence: Synthetic oligonucleotide"

<400> 839
cuagaccugu uuugcuuuug u 21

EP 2 929 031 B1

5
<210> 840
<211> 21
<212> RNA
<213> Artificial Sequence

<220>
<221> source
<223> /note="Description of Artificial Sequence: Synthetic oligonucleotide"

10 <400> 840
cuagaccugu uuugcuuuug u 21

<210> 841
<211> 21
15 <212> RNA
<213> Artificial Sequence

<220>
<221> source
20 <223> /note="Description of Artificial Sequence: Synthetic oligonucleotide"

<400> 841
cuagaccugu uuugcuuuug u 21

25 <210> 842
<211> 21
<212> RNA
<213> Artificial Sequence

30 <220>
<221> source
<223> /note="Description of Artificial Sequence: Synthetic oligonucleotide"

<400> 842
35 cuagaccugu uuugcuuuug u 21

<210> 843
<211> 21
<212> RNA
40 <213> Artificial Sequence

<220>
<221> source
<223> /note="Description of Artificial Sequence: Synthetic oligonucleotide"
45

<400> 843
cuagaccugu uuugcuuuug u 21

<210> 844
50 <211> 21
<212> RNA
<213> Artificial Sequence

<220>
55 <221> source
<223> /note="Description of Artificial Sequence: Synthetic oligonucleotide"

<400> 844

EP 2 929 031 B1

cuagaccugu uuugcuuuug u 21

<210> 845
<211> 21
5 <212> RNA
<213> Artificial Sequence

<220>
<221> source
10 <223> /note="Description of Artificial Sequence: Synthetic oligonucleotide"

<400> 845
cuagaccugu uuugcuuuug u 21

15 <210> 846
<211> 21
<212> RNA
<213> Artificial Sequence

20 <220>
<221> source
<223> /note="Description of Artificial Sequence: Synthetic oligonucleotide"

<400> 846
25 cuagaccugu uuugcuuuug u 21

<210> 847
<211> 21
<212> RNA
30 <213> Artificial Sequence

<220>
<221> source
<223> /note="Description of Artificial Sequence: Synthetic oligonucleotide"

35 <400> 847
cuagaccugu uuugcuuuug u 21

<210> 848
<211> 21
<212> RNA
40 <213> Artificial Sequence

<220>
<221> source
45 <223> /note="Description of Artificial Sequence: Synthetic oligonucleotide"

<400> 848
50 cuagaccugu uuugcuuuug u 21

<210> 849
<211> 21
<212> RNA
55 <213> Artificial Sequence

<220>
<221> source
<223> /note="Description of Artificial Sequence: Synthetic oligonucleotide"

EP 2 929 031 B1

<400> 849
cuagaccugu uuugcuuuug u 21

5
<210> 850
<211> 21
<212> RNA
<213> Artificial Sequence

10
<220>
<221> source
<223> /note="Description of Artificial Sequence: Synthetic oligonucleotide"

15
<400> 850
cuagaccugu uuugcuuuug u 21

20
<210> 851
<211> 21
<212> RNA
<213> Artificial Sequence

25
<220>
<221> source
<223> /note="Description of Artificial Sequence: Synthetic oligonucleotide"

30
<400> 851
cuagaccugu uuugcuuuug u 21

35
<210> 852
<211> 21
<212> RNA
<213> Artificial Sequence

40
<220>
<221> source
<223> /note="Description of Artificial Sequence: Synthetic oligonucleotide"

45
<400> 852
cuagaccugu uuugcuuuug u 21

50
<210> 853
<211> 21
<212> RNA
<213> Artificial Sequence

55
<220>
<221> source
<223> /note="Description of Artificial Sequence: Synthetic oligonucleotide"

<400> 853
cuagaccugu uuugcuuuug u 21

<210> 854
<211> 21
<212> RNA
<213> Artificial Sequence

<220>
<221> source

EP 2 929 031 B1

<223> /note="Description of Artificial Sequence: Synthetic oligonucleotide"

<400> 854
cuagaccugu uuugcuuuug u 21

5

<210> 855
<211> 21
<212> RNA
<213> Artificial Sequence

10

<220>
<221> source
<223> /note="Description of Artificial Sequence: Synthetic oligonucleotide"

15

<400> 855
cuagaccugu uuugcuuuug u 21

<210> 856
<211> 19
<212> RNA
<213> Artificial Sequence

20

<220>
<221> source
<223> /note="Description of Artificial Sequence: Synthetic oligonucleotide"

25

<400> 856
agaccuguuu ugcuuuugu 19

30

<210> 857
<211> 21
<212> RNA
<213> Artificial Sequence

35

<220>
<221> source
<223> /note="Description of Artificial Sequence: Synthetic oligonucleotide"

40

<400> 857
cuagaccugu uuugcuuuug u 21

<210> 858
<211> 21
<212> RNA
<213> Artificial Sequence

45

<220>
<221> source
<223> /note="Description of Artificial Sequence: Synthetic oligonucleotide"

50

<400> 858
cuagaccugu uuugcuuuug u 21

<210> 859
<211> 21
<212> RNA
<213> Artificial Sequence

55

EP 2 929 031 B1

<220>
<221> source
<223> /note="Description of Artificial Sequence: Synthetic oligonucleotide"
5 <400> 859
cuagaccugu uuugcuuuug u 21

<210> 860
<211> 21
10 <212> RNA
<213> Artificial Sequence

<220>
<221> source
15 <223> /note="Description of Artificial Sequence: Synthetic oligonucleotide"

<400> 860
cuagaccugu uuugcuuuug u 21

20 <210> 861
<211> 21
<212> RNA
<213> Artificial Sequence

25 <220>
<221> source
<223> /note="Description of Artificial Sequence: Synthetic oligonucleotide"

<400> 861
30 cuagaccugu uuugcuuuug u 21

<210> 862
<211> 21
<212> DNA
35 <213> Artificial Sequence

<220>
<221> source
<223> /note="Description of Artificial Sequence: Synthetic oligonucleotide"
40

<220>
<221> source
<223> /note="Description of Combined DNA/RNA Molecule: Synthetic oligonucleotide"

45 <400> 862
ctagaccugu uuugcuuuug u 21

<210> 863
<211> 21
50 <212> DNA
<213> Artificial Sequence

<220>
<221> source
55 <223> /note="Description of Artificial Sequence: Synthetic oligonucleotide"

<220>
<221> source

EP 2 929 031 B1

<223> /note="Description of Combined DNA/RNA Molecule: Synthetic oligonucleotide"

<400> 863
ctagaccugu uuugcuuuug u 21

5

<210> 864
<211> 21
<212> RNA
<213> Artificial Sequence

10

<220>
<221> source
<223> /note="Description of Artificial Sequence: Synthetic oligonucleotide"

15

<400> 864
cuagaccugu uuugcuuuug u 21

<210> 865
<211> 21
<212> RNA
<213> Artificial Sequence

20

<220>
<221> source
<223> /note="Description of Artificial Sequence: Synthetic oligonucleotide"

25

<400> 865
cuagaccugu uuugcuuuug u 21

<210> 866
<211> 21
<212> RNA
<213> Artificial Sequence

30

<220>
<221> source
<223> /note="Description of Artificial Sequence: Synthetic oligonucleotide"

35

<400> 866
cuagaccugu uuugcuuuug u 21

40

<210> 867
<211> 21
<212> RNA
<213> Artificial Sequence

45

<220>
<221> source
<223> /note="Description of Artificial Sequence: Synthetic oligonucleotide"

50

<400> 867
cuagaccugu uuugcuuuug u 21

<210> 868
<211> 21
<212> RNA
<213> Artificial Sequence

55

EP 2 929 031 B1

<220>
<221> source
<223> /note="Description of Artificial Sequence: Synthetic oligonucleotide"
5 <400> 868
cuagaccugu uuugcuuuug u 21

<210> 869
<211> 21
10 <212> RNA
<213> Artificial Sequence

<220>
<221> source
15 <223> /note="Description of Artificial Sequence: Synthetic oligonucleotide"

<400> 869
cuagaccugu uuugcuuuug u 21

20 <210> 870
<211> 21
<212> RNA
<213> Artificial Sequence

25 <220>
<221> source
<223> /note="Description of Artificial Sequence: Synthetic oligonucleotide"

30 <400> 870
cuagaccugu uuugcuuuug u 21

<210> 871
<211> 21
<212> RNA
35 <213> Artificial Sequence

<220>
<221> source
<223> /note="Description of Artificial Sequence: Synthetic oligonucleotide"
40 <400> 871
cuagaccugu uuugcuuuug u 21

<210> 872
45 <211> 21
<212> RNA
<213> Artificial Sequence

<220>
<221> source
50 <223> /note="Description of Artificial Sequence: Synthetic oligonucleotide"

<400> 872
cuagaccugu uuugcuuuug u 21
55 <210> 873
<211> 21
<212> RNA

EP 2 929 031 B1

<213> Artificial Sequence

<220>
<221> source
5 <223> /note="Description of Artificial Sequence: Synthetic oligonucleotide"

<400> 873
cuagaccugu uuugcuuuug u 21

10 <210> 874
<211> 21
<212> RNA
<213> Artificial Sequence

15 <220>
<221> source
<223> /note="Description of Artificial Sequence: Synthetic oligonucleotide"

20 <400> 874
cuagaccugu uuugcuuuug u 21

<210> 875
<211> 21
<212> RNA
25 <213> Artificial Sequence

<220>
<221> source
<223> /note="Description of Artificial Sequence: Synthetic oligonucleotide"

30 <400> 875
cuagaccugu uuugcuuuug u 21

<210> 876
<211> 20
<212> RNA
35 <213> Artificial Sequence

<220>
<221> source
<223> /note="Description of Artificial Sequence: Synthetic oligonucleotide"

40 <400> 876
uagaccuguu uugcuuuugu 20

45 <210> 877
<211> 19
<212> RNA
<213> Artificial Sequence

50 <220>
<221> source
<223> /note="Description of Artificial Sequence: Synthetic oligonucleotide"

55 <400> 877
agaccuguuu ugcuuuugu 19

<210> 878

EP 2 929 031 B1

<211> 20
<212> RNA
<213> Artificial Sequence

5 <220>
<221> source
<223> /note="Description of Artificial Sequence: Synthetic oligonucleotide"

<400> 878
10 uagaccuguu uugcuuuugu 20

<210> 879
<211> 20
<212> RNA
15 <213> Artificial Sequence

<220>
<221> source
<223> /note="Description of Artificial Sequence: Synthetic oligonucleotide"

20 <400> 879
uagaccuguu uugcuuuugu 20

<210> 880
25 <211> 21
<212> RNA
<213> Artificial Sequence

<220>
30 <221> source
<223> /note="Description of Artificial Sequence: Synthetic oligonucleotide"

<400> 880
35 cuagaccugu uuugcuuuug u 21

<210> 881
<211> 20
<212> RNA
40 <213> Artificial Sequence

<220>
<221> source
<223> /note="Description of Artificial Sequence: Synthetic oligonucleotide"

45 <400> 881
uagaccuguu uugcuuuugu 20

<210> 882
<211> 19
50 <212> RNA
<213> Artificial Sequence

<220>
<221> source
55 <223> /note="Description of Artificial Sequence: Synthetic oligonucleotide"

<400> 882
agaccuguuu ugcuuuuugu 19

EP 2 929 031 B1

<210> 883
<211> 18
<212> RNA
<213> Artificial Sequence
5
<220>
<221> source
<223> /note="Description of Artificial Sequence: Synthetic oligonucleotide"
10
<400> 883
gaccguuuu gcuuuugu 18

<210> 884
<211> 18
15
<212> RNA
<213> Artificial Sequence

<220>
<221> source
20
<223> /note="Description of Artificial Sequence: Synthetic oligonucleotide"

<400> 884
gaccguuuu gcuuuugu 18
25
<210> 885
<211> 19
<212> RNA
<213> Artificial Sequence
30
<220>
<221> source
<223> /note="Description of Artificial Sequence: Synthetic oligonucleotide"

<400> 885
35
agaccguuu ugcuuuugu 19

<210> 886
<211> 20
<212> RNA
40
<213> Artificial Sequence

<220>
<221> source
<223> /note="Description of Artificial Sequence: Synthetic oligonucleotide"
45
<400> 886
uagaccguu uugcuuuugu 20

<210> 887
<211> 19
<212> RNA
50
<213> Artificial Sequence

<220>
<221> source
55
<223> /note="Description of Artificial Sequence: Synthetic oligonucleotide"

<400> 887

EP 2 929 031 B1

agaccuguuu ugcuuuugu 19

<210> 888
<211> 20
5 <212> RNA
<213> Artificial Sequence

<220>
<221> source
10 <223> /note="Description of Artificial Sequence: Synthetic oligonucleotide"

<400> 888
uagaccuguu uugcuuuugu 20

15 <210> 889
<211> 21
<212> RNA
<213> Artificial Sequence

20 <220>
<221> source
<223> /note="Description of Artificial Sequence: Synthetic oligonucleotide"

<400> 889
25 cuagaccugu uuugcuuuug u 21

<210> 890
<211> 20
<212> RNA
30 <213> Artificial Sequence

<220>
<221> source
<223> /note="Description of Artificial Sequence: Synthetic oligonucleotide"

35 <400> 890
uagaccuguu uugcuuuugu 20

<210> 891
40 <211> 19
<212> RNA
<213> Artificial Sequence

<220>
45 <221> source
<223> /note="Description of Artificial Sequence: Synthetic oligonucleotide"

<400> 891
50 agaccuguuu ugcuuuugu 19

<210> 892
<211> 22
<212> RNA
55 <213> Artificial Sequence

<220>
<221> source
<223> /note="Description of Artificial Sequence: Synthetic oligonucleotide"

EP 2 929 031 B1

<400> 892
ucuagaccug uuuugcuuuu gu 22

5
<210> 893
<211> 23
<212> RNA
<213> Artificial Sequence

10
<220>
<221> source
<223> /note="Description of Artificial Sequence: Synthetic oligonucleotide"

15
<400> 893
uucuagaccu guuuugcuuu ugu 23

20
<210> 894
<211> 21
<212> RNA
<213> Artificial Sequence

25
<220>
<221> source
<223> /note="Description of Artificial Sequence: Synthetic oligonucleotide"

30
<400> 894
cuagaccugu uuugcuuuug u 21

35
<210> 895
<211> 21
<212> RNA
<213> Artificial Sequence

40
<220>
<221> source
<223> /note="Description of Artificial Sequence: Synthetic oligonucleotide"

45
<400> 895
cuagaccugu uuugcuuuug u 21

50
<210> 896
<211> 21
<212> RNA
<213> Artificial Sequence

55
<220>
<221> source
<223> /note="Description of Artificial Sequence: Synthetic oligonucleotide"

55
<400> 896
cuagaccugu uuugcuuuug u 21

55
<210> 897
<211> 21
<212> RNA
<213> Artificial Sequence

<220>
<221> source

EP 2 929 031 B1

<223> /note="Description of Artificial Sequence: Synthetic oligonucleotide"

<400> 897
cuagaccugu uuugcuuuug u 21

5

<210> 898
<211> 21
<212> RNA
<213> Artificial Sequence

10

<220>
<221> source
<223> /note="Description of Artificial Sequence: Synthetic oligonucleotide"

15

<400> 898
cuagaccugu uuugcuuuug u 21

<210> 899
<211> 21
<212> RNA
<213> Artificial Sequence

20

<220>
<221> source
<223> /note="Description of Artificial Sequence: Synthetic oligonucleotide"

25

<400> 899
cuagaccugu uuugcuuuug u 21

30

<210> 900
<211> 21
<212> RNA
<213> Artificial Sequence

35

<220>
<221> source
<223> /note="Description of Artificial Sequence: Synthetic oligonucleotide"

40

<400> 900
cuagaccugu uuugcuuuug u 21

<210> 901
<211> 21
<212> RNA
<213> Artificial Sequence

45

<220>
<221> source
<223> /note="Description of Artificial Sequence: Synthetic oligonucleotide"

50

<400> 901
cuagaccugu uuugcuuuug u 21

<210> 902
<211> 21
<212> RNA
<213> Artificial Sequence

55

EP 2 929 031 B1

<220>
<221> source
<223> /note="Description of Artificial Sequence: Synthetic oligonucleotide"
5 <400> 902
cuagaccugu uuugcuuuug u 21

<210> 903
<211> 21
10 <212> RNA
<213> Artificial Sequence

<220>
<221> source
15 <223> /note="Description of Artificial Sequence: Synthetic oligonucleotide"

<400> 903
cuagaccugu uuugcuuuug u 21

20 <210> 904
<211> 21
<212> RNA
<213> Artificial Sequence

25 <220>
<221> source
<223> /note="Description of Artificial Sequence: Synthetic oligonucleotide"

30 <400> 904
cuagaccugu uuugcuuuug u 21

<210> 905
<211> 21
<212> RNA
35 <213> Artificial Sequence

<220>
<221> source
<223> /note="Description of Artificial Sequence: Synthetic oligonucleotide"
40 <400> 905
cuagaccugu uuugcuuuug u 21

<210> 906
<211> 21
45 <212> RNA
<213> Artificial Sequence

<220>
<221> source
50 <223> /note="Description of Artificial Sequence: Synthetic oligonucleotide"

<400> 906
cuagaccugu uuugcuuuug u 21
55 <210> 907
<211> 21
<212> RNA

EP 2 929 031 B1

<213> Artificial Sequence

<220>
<221> source
5 <223> /note="Description of Artificial Sequence: Synthetic oligonucleotide"

<400> 907
cuagaccugu uuugcuuuug u 21

10 <210> 908
<211> 21
<212> RNA
<213> Artificial Sequence

15 <220>
<221> source
<223> /note="Description of Artificial Sequence: Synthetic oligonucleotide"

20 <400> 908
cuagaccugu uuugcuuuug u 21

<210> 909
<211> 21
<212> RNA
25 <213> Artificial Sequence

<220>
<221> source
<223> /note="Description of Artificial Sequence: Synthetic oligonucleotide"

30 <400> 909
cuagaccugu uuugcuuuug u 21

<210> 910
<211> 21
<212> RNA
35 <213> Artificial Sequence

<220>
<221> source
<223> /note="Description of Artificial Sequence: Synthetic oligonucleotide"

40 <400> 910
cuagaccugu uuugcuuuug u 21

45 <210> 911
<211> 21
<212> RNA
<213> Artificial Sequence

50 <220>
<221> source
<223> /note="Description of Artificial Sequence: Synthetic oligonucleotide"

55 <400> 911
cuagaccugu uuugcuuuug u 21

<210> 912

EP 2 929 031 B1

<211> 21
<212> RNA
<213> Artificial Sequence

5 <220>
<221> source
<223> /note="Description of Artificial Sequence: Synthetic oligonucleotide"

<400> 912
10 caagcagaca uuuauuuuu u 21

<210> 913
<211> 21
<212> RNA
15 <213> Artificial Sequence

<220>
<221> source
<223> /note="Description of Artificial Sequence: Synthetic oligonucleotide"

20 <400> 913
uuuucuagac cuguuuugcu u 21

<210> 914
25 <211> 19
<212> RNA
<213> Artificial Sequence

<220>
30 <221> source
<223> /note="Description of Artificial Sequence: Synthetic oligonucleotide"

<400> 914
35 agaccuguuu ugcuuuugu 19

<210> 915
<211> 19
<212> RNA
40 <213> Artificial Sequence

<220>
<221> source
<223> /note="Description of Artificial Sequence: Synthetic oligonucleotide"

45 <400> 915
agaccuguuu ugcuuuugu 19

<210> 916
<211> 19
50 <212> RNA
<213> Artificial Sequence

<220>
<221> source
55 <223> /note="Description of Artificial Sequence: Synthetic oligonucleotide"

<400> 916
agaccuguuu ugcuuuugu 19

EP 2 929 031 B1

5
<210> 917
<211> 19
<212> RNA
<213> Artificial Sequence

<220>
<221> source
<223> /note="Description of Artificial Sequence: Synthetic oligonucleotide"

10 <400> 917
agaccuguuu ugcuuuugu 19

<210> 918
<211> 19
15 <212> RNA
<213> Artificial Sequence

<220>
<221> source
20 <223> /note="Description of Artificial Sequence: Synthetic oligonucleotide"

<400> 918
agaccuguuu ugcuuuugu 19

25 <210> 919
<211> 19
<212> RNA
<213> Artificial Sequence

30 <220>
<221> source
<223> /note="Description of Artificial Sequence: Synthetic oligonucleotide"

<400> 919
35 agaccuguuu ugcuuuugu 19

<210> 920
<211> 21
<212> RNA
40 <213> Artificial Sequence

<220>
<221> source
<223> /note="Description of Artificial Sequence: Synthetic oligonucleotide"
45 <400> 920
cuagaccugu uuugcuuuug u 21

<210> 921
50 <211> 21
<212> RNA
<213> Artificial Sequence

<220>
55 <221> source
<223> /note="Description of Artificial Sequence: Synthetic oligonucleotide"

<400> 921

EP 2 929 031 B1

cuagaccugu uuugcuuuug u 21

<210> 922
<211> 21
5 <212> RNA
<213> Artificial Sequence

<220>
<221> source
10 <223> /note="Description of Artificial Sequence: Synthetic oligonucleotide"

<400> 922
cuagaccugu uuugcuuuug u 21

15 <210> 923
<211> 21
<212> RNA
<213> Artificial Sequence

20 <220>
<221> source
<223> /note="Description of Artificial Sequence: Synthetic oligonucleotide"

<400> 923
25 cuagaccugu uuugcuuuug u 21

<210> 924
<211> 21
<212> RNA
30 <213> Artificial Sequence

<220>
<221> source
<223> /note="Description of Artificial Sequence: Synthetic oligonucleotide"

35 <400> 924
cuagaccugu uuugcuuuug u 21

<210> 925
40 <211> 21
<212> RNA
<213> Artificial Sequence

<220>
45 <221> source
<223> /note="Description of Artificial Sequence: Synthetic oligonucleotide"

<400> 925
50 cuagaccugu uuugcuuuug u 21

<210> 926
<211> 21
<212> RNA
55 <213> Artificial Sequence

<220>
<221> source
<223> /note="Description of Artificial Sequence: Synthetic oligonucleotide"

EP 2 929 031 B1

<400> 926
cuagaccugu uuugcuuuug u 21

5
<210> 927
<211> 21
<212> RNA
<213> Artificial Sequence

10
<220>
<221> source
<223> /note="Description of Artificial Sequence: Synthetic oligonucleotide"

15
<400> 927
cuagaccugu uuugcuuuug u 21

20
<210> 928
<211> 21
<212> RNA
<213> Artificial Sequence

25
<220>
<221> source
<223> /note="Description of Artificial Sequence: Synthetic oligonucleotide"

30
<400> 928
cuagaccugu uuugcuuuug u 21

35
<210> 929
<211> 21
<212> RNA
<213> Artificial Sequence

40
<220>
<221> source
<223> /note="Description of Artificial Sequence: Synthetic oligonucleotide"

45
<400> 929
cuagaccugu uuugcuuuug u 21

50
<210> 930
<211> 21
<212> RNA
<213> Artificial Sequence

55
<220>
<221> source
<223> /note="Description of Artificial Sequence: Synthetic oligonucleotide"

<400> 930
cuagaccugu uuugcuuuug u 21

<210> 931
<211> 21
<212> RNA
<213> Artificial Sequence

<220>
<221> source

EP 2 929 031 B1

<223> /note="Description of Artificial Sequence: Synthetic oligonucleotide"

<400> 931
cuagaccugu uuugcuuuug u 21

5

<210> 932
<211> 19
<212> RNA
<213> Artificial Sequence

10

<220>
<221> source
<223> /note="Description of Artificial Sequence: Synthetic oligonucleotide"

15

<400> 932
agaccuguuu ugcuuuugu 19

<210> 933
<211> 19
<212> RNA
<213> Artificial Sequence

20

<220>
<221> source
<223> /note="Description of Artificial Sequence: Synthetic oligonucleotide"

25

<400> 933
agaccuguuu ugcuuuugu 19

<210> 934
<211> 21
<212> RNA
<213> Artificial Sequence

30

<220>
<221> source
<223> /note="Description of Artificial Sequence: Synthetic oligonucleotide"

35

<400> 934
cuagaccugu uuugcuuuug u 21

40

<210> 935
<211> 21
<212> RNA
<213> Artificial Sequence

45

<220>
<221> source
<223> /note="Description of Artificial Sequence: Synthetic oligonucleotide"

50

<400> 935
cuagaccugu uuugcuuuug u 21

<210> 936
<211> 21
<212> RNA
<213> Artificial Sequence

55

EP 2 929 031 B1

<220>
<221> source
<223> /note="Description of Artificial Sequence: Synthetic oligonucleotide"
5 <400> 936
cuagaccugu uuugcuuuug u 21

<210> 937
<211> 21
10 <212> RNA
<213> Artificial Sequence

<220>
<221> source
15 <223> /note="Description of Artificial Sequence: Synthetic oligonucleotide"

<400> 937
cuagaccugu uuugcuuuug u 21

20 <210> 938
<211> 21
<212> RNA
<213> Artificial Sequence

25 <220>
<221> source
<223> /note="Description of Artificial Sequence: Synthetic oligonucleotide"

30 <400> 938
cuagaccugu uuugcuuuug u 21

<210> 939
<211> 21
<212> RNA
35 <213> Artificial Sequence

<220>
<221> source
<223> /note="Description of Artificial Sequence: Synthetic oligonucleotide"
40

<400> 939
cuagaccugu uuugcuuuug u 21

<210> 940
<211> 21
<212> RNA
45 <213> Artificial Sequence

<220>
<221> source
50 <223> /note="Description of Artificial Sequence: Synthetic oligonucleotide"

<400> 940
cuagaccugu uuugcuuuug u 21
55

<210> 941
<211> 21
<212> RNA

EP 2 929 031 B1

<213> Artificial Sequence

<220>
<221> source
5 <223> /note="Description of Artificial Sequence: Synthetic oligonucleotide"

<400> 941
cuagaccugu uuugcuuuug u 21

10 <210> 942
<211> 21
<212> DNA
<213> Artificial Sequence

15 <220>
<221> source
<223> /note="Description of Artificial Sequence: Synthetic oligonucleotide"

20 <220>
<221> source
<223> /note="Description of Combined DNA/RNA Molecule: Synthetic oligonucleotide"

<400> 942
25 cuagaccugu uuugctuuug u 21

<210> 943
<211> 21
<212> RNA
<213> Artificial Sequence

30 <220>
<221> source
<223> /note="Description of Artificial Sequence: Synthetic oligonucleotide"

35 <400> 943
cuagaccugu uuugcuuuug u 21

<210> 944
<211> 21
40 <212> DNA
<213> Artificial Sequence

<220>
<221> source
45 <223> /note="Description of Artificial Sequence: Synthetic oligonucleotide"

<220>
<221> source
<223> /note="Description of Combined DNA/RNA Molecule: Synthetic oligonucleotide"

50 <400> 944
cuagaccugu uuugcutuug u 21

<210> 945
55 <211> 21
<212> DNA
<213> Artificial Sequence

EP 2 929 031 B1

<220>
<221> source
<223> /note="Description of Artificial Sequence: Synthetic oligonucleotide"
5
<220>
<221> source
<223> /note="Description of Combined DNA/RNA Molecule: Synthetic oligonucleotide"
10
<400> 945
cuagaccugu uuugcuutug u 21
<210> 946
<211> 21
<212> RNA
15
<213> Artificial Sequence
<220>
<221> source
<223> /note="Description of Artificial Sequence: Synthetic oligonucleotide"
20
<400> 946
cuagaccugu uuugcuuuug u 21
<210> 947
25
<211> 21
<212> DNA
<213> Artificial Sequence
<220>
30
<221> source
<223> /note="Description of Artificial Sequence: Synthetic oligonucleotide"
<220>
<221> source
35
<223> /note="Description of Combined DNA/RNA Molecule: Synthetic oligonucleotide"
<400> 947
cuagaccugu uuugcuuutg u 21
40
<210> 948
<211> 21
<212> RNA
<213> Artificial Sequence
45
<220>
<221> source
<223> /note="Description of Artificial Sequence: Synthetic oligonucleotide"
<400> 948
50
cuagaccugu uuugcuuuug u 21
<210> 949
<211> 21
<212> RNA
55
<213> Artificial Sequence
<220>
<221> source

EP 2 929 031 B1

<223> /note="Description of Artificial Sequence: Synthetic oligonucleotide"

<400> 949
cuagaccugu uuugcuuuug u 21

5

<210> 950
<211> 21
<212> DNA
<213> Artificial Sequence

10

<220>
<221> source
<223> /note="Description of Artificial Sequence: Synthetic oligonucleotide"

15

<220>
<221> source
<223> /note="Description of Combined DNA/RNA Molecule: Synthetic oligonucleotide"

<400> 950
cuagaccugu uuugcuuuug t 21

20

<210> 951
<211> 21
<212> RNA
<213> Artificial Sequence

25

<220>
<221> source
<223> /note="Description of Artificial Sequence: Synthetic oligonucleotide"

30

<400> 951
cuagaccugu uuugcuuuug u 21

<210> 952
<211> 21
<212> RNA
<213> Artificial Sequence

35

<220>
<221> source
<223> /note="Description of Artificial Sequence: Synthetic oligonucleotide"

40

<400> 952
cuagaccugu uuugcuuuug u 21

45

<210> 953
<211> 21
<212> RNA
<213> Artificial Sequence

50

<220>
<221> source
<223> /note="Description of Artificial Sequence: Synthetic oligonucleotide"

55

<400> 953
cuagaccugu uuugcuuuug u 21

<210> 954

EP 2 929 031 B1

<211> 21
<212> RNA
<213> Artificial Sequence

5 <220>
<221> source
<223> /note="Description of Artificial Sequence: Synthetic oligonucleotide"

10 <400> 954
cuagaccugu uuugcuuuug u 21

<210> 955
<211> 21
<212> RNA
15 <213> Artificial Sequence

<220>
<221> source
<223> /note="Description of Artificial Sequence: Synthetic oligonucleotide"

20 <400> 955
cuagaccugu uuugcuuuug u 21

<210> 956
25 <211> 21
<212> RNA
<213> Artificial Sequence

<220>
30 <221> source
<223> /note="Description of Artificial Sequence: Synthetic oligonucleotide"

<400> 956
35 cuagaccugu uuugcuuuug u 21

<210> 957
<211> 21
<212> RNA
40 <213> Artificial Sequence

<220>
<221> source
<223> /note="Description of Artificial Sequence: Synthetic oligonucleotide"

45 <400> 957
cuagaccugu uuugcuuuug u 21

<210> 958
<211> 21
50 <212> RNA
<213> Artificial Sequence

<220>
<221> source
55 <223> /note="Description of Artificial Sequence: Synthetic oligonucleotide"

<400> 958
cuagaccugu uuugcuuuug u 21

EP 2 929 031 B1

5
<210> 959
<211> 21
<212> RNA
<213> Artificial Sequence

<220>
<221> source
<223> /note="Description of Artificial Sequence: Synthetic oligonucleotide"

10
<400> 959
cuagaccugu uuugcuuuug u 21

<210> 960
<211> 21
15
<212> RNA
<213> Artificial Sequence

<220>
<221> source
20
<223> /note="Description of Artificial Sequence: Synthetic oligonucleotide"

<400> 960
cuagaccugu uuugcuuuug u 21

25
<210> 961
<211> 21
<212> RNA
<213> Artificial Sequence

30
<220>
<221> source
<223> /note="Description of Artificial Sequence: Synthetic oligonucleotide"

<400> 961
35
cuagaccugu uuugcuuuug u 21

<210> 962
<211> 21
<212> RNA
40
<213> Artificial Sequence

<220>
<221> source
<223> /note="Description of Artificial Sequence: Synthetic oligonucleotide"
45
<400> 962
cuagaccugu uuugcuuuug u 21

<210> 963
<211> 21
<212> RNA
50
<213> Artificial Sequence

<220>
<221> source
55
<223> /note="Description of Artificial Sequence: Synthetic oligonucleotide"

<400> 963

EP 2 929 031 B1

cuagaccugu uuugcuuuug u 21

<210> 964
<211> 21
5 <212> RNA
<213> Artificial Sequence

<220>
<221> source
10 <223> /note="Description of Artificial Sequence: Synthetic oligonucleotide"

<400> 964
cuagaccugu uuugcuuuug u 21

15 <210> 965
<211> 21
<212> RNA
<213> Artificial Sequence

20 <220>
<221> source
<223> /note="Description of Artificial Sequence: Synthetic oligonucleotide"

<400> 965
25 cuagaccugu uuugcuuuug u 21

<210> 966
<211> 21
<212> RNA
30 <213> Artificial Sequence

<220>
<221> source
<223> /note="Description of Artificial Sequence: Synthetic oligonucleotide"

35 <400> 966
cuagaccugu uuugcuuuug u 21

<210> 967
40 <211> 21
<212> RNA
<213> Artificial Sequence

<220>
45 <221> source
<223> /note="Description of Artificial Sequence: Synthetic oligonucleotide"

<400> 967
50 cuagaccugu uuugcuuuug u 21

<210> 968
<211> 21
<212> RNA
55 <213> Artificial Sequence

<220>
<221> source
<223> /note="Description of Artificial Sequence: Synthetic oligonucleotide"

EP 2 929 031 B1

<400> 968
cuagaccugu uuugcuuuug u 21

5
<210> 969
<211> 21
<212> RNA
<213> Artificial Sequence

10
<220>
<221> source
<223> /note="Description of Artificial Sequence: Synthetic oligonucleotide"

15
<400> 969
cuagaccugu uuugcuuuug u 21

20
<210> 970
<211> 21
<212> RNA
<213> Artificial Sequence

25
<220>
<221> source
<223> /note="Description of Artificial Sequence: Synthetic oligonucleotide"

30
<400> 970
cuagaccugu uuugcuuuug u 21

35
<210> 971
<211> 21
<212> RNA
<213> Artificial Sequence

40
<220>
<221> source
<223> /note="Description of Artificial Sequence: Synthetic oligonucleotide"

45
<400> 971
cuagaccugu uuugcuuuug u 21

50
<210> 972
<211> 21
<212> RNA
<213> Artificial Sequence

55
<220>
<221> source
<223> /note="Description of Artificial Sequence: Synthetic oligonucleotide"

<400> 972
cuagaccugu uuugcuuuug u 21

<210> 973
<211> 21
<212> RNA
<213> Artificial Sequence

<220>
<221> source

EP 2 929 031 B1

<223> /note="Description of Artificial Sequence: Synthetic oligonucleotide"

<400> 973
cuagaccugu uuugcuuuug u 21

5

<210> 974
<211> 21
<212> RNA
<213> Artificial Sequence

10

<220>
<221> source
<223> /note="Description of Artificial Sequence: Synthetic oligonucleotide"

15

<400> 974
cuagaccugu uuugcuuuug u 21

<210> 975
<211> 21
<212> RNA
<213> Artificial Sequence

20

<220>
<221> source
<223> /note="Description of Artificial Sequence: Synthetic oligonucleotide"

25

<400> 975
cuagaccugu uuugcuuuug u 21

30

<210> 976
<211> 21
<212> RNA
<213> Artificial Sequence

35

<220>
<221> source
<223> /note="Description of Artificial Sequence: Synthetic oligonucleotide"

40

<400> 976
cuagaccugu uuugcuuuug u 21

<210> 977
<211> 21
<212> RNA
<213> Artificial Sequence

45

<220>
<221> source
<223> /note="Description of Artificial Sequence: Synthetic oligonucleotide"

50

<400> 977
cuagaccugu uuugcuuuug u 21

<210> 978
<211> 21
<212> RNA
<213> Artificial Sequence

55

EP 2 929 031 B1

<220>
<221> source
<223> /note="Description of Artificial Sequence: Synthetic oligonucleotide"
5 <400> 978
cuagaccugu uuugcuuuug u 21

<210> 979
<211> 21
10 <212> RNA
<213> Artificial Sequence

<220>
<221> source
15 <223> /note="Description of Artificial Sequence: Synthetic oligonucleotide"

<400> 979
cuagaccugu uuugcuuuug u 21

20 <210> 980
<211> 21
<212> RNA
<213> Artificial Sequence

25 <220>
<221> source
<223> /note="Description of Artificial Sequence: Synthetic oligonucleotide"

30 <400> 980
cuagaccugu uuugcuuuug u 21

<210> 981
<211> 21
<212> RNA
35 <213> Artificial Sequence

<220>
<221> source
<223> /note="Description of Artificial Sequence: Synthetic oligonucleotide"
40

<400> 981
cuagaccugu uuugcuuuug u 21

<210> 982
45 <211> 21
<212> RNA
<213> Artificial Sequence

<220>
<221> source
50 <223> /note="Description of Artificial Sequence: Synthetic oligonucleotide"

<400> 982
cuagaccugu uuugcuuuug u 21
55

<210> 983
<211> 21
<212> RNA

EP 2 929 031 B1

<213> Artificial Sequence

<220>
<221> source
5 <223> /note="Description of Artificial Sequence: Synthetic oligonucleotide"

<400> 983
cuagaccugu uuugcuuuug u 21

10 <210> 984
<211> 21
<212> RNA
<213> Artificial Sequence

15 <220>
<221> source
<223> /note="Description of Artificial Sequence: Synthetic oligonucleotide"

20 <400> 984
cuagaccugu uuugcuuuug u 21

<210> 985
<211> 21
<212> RNA
25 <213> Artificial Sequence

<220>
<221> source
<223> /note="Description of Artificial Sequence: Synthetic oligonucleotide"

30 <400> 985
cuagaccugu uuugcuuuug u 21

<210> 986
<211> 21
<212> RNA
35 <213> Artificial Sequence

<220>
<221> source
<223> /note="Description of Artificial Sequence: Synthetic oligonucleotide"

40 <400> 986
cuagaccugu uuugcuuuug u 21

45 <210> 987
<211> 21
<212> RNA
<213> Artificial Sequence

50 <220>
<221> source
<223> /note="Description of Artificial Sequence: Synthetic oligonucleotide"

55 <400> 987
cuagaccugu uuugcuuuug u 21

<210> 988

EP 2 929 031 B1

<211> 21
<212> RNA
<213> Artificial Sequence

5 <220>
<221> source
<223> /note="Description of Artificial Sequence: Synthetic oligonucleotide"

10 <400> 988
cuagaccugu uuugcuuuug u 21

<210> 989
<211> 21
<212> RNA
15 <213> Artificial Sequence

<220>
<221> source
<223> /note="Description of Artificial Sequence: Synthetic oligonucleotide"

20 <400> 989
cuagaccugu uuugcuuuug u 21

<210> 990
25 <211> 21
<212> RNA
<213> Artificial Sequence

<220>
30 <221> source
<223> /note="Description of Artificial Sequence: Synthetic oligonucleotide"

<400> 990
35 cuagaccugu uuugcuuuug u 21

<210> 991
<211> 21
<212> RNA
40 <213> Artificial Sequence

<220>
<221> source
<223> /note="Description of Artificial Sequence: Synthetic oligonucleotide"

45 <400> 991
cuagaccugu uuugcuuuug u 21

<210> 992
<211> 21
50 <212> RNA
<213> Artificial Sequence

<220>
<221> source
55 <223> /note="Description of Artificial Sequence: Synthetic oligonucleotide"

<400> 992
cuagaccugu uuugcuuuug u 21

EP 2 929 031 B1

<210> 993
<211> 21
<212> RNA
<213> Artificial Sequence
5

<220>
<221> source
<223> /note="Description of Artificial Sequence: Synthetic oligonucleotide"
10

<400> 993
cuagaccugu uuugcuuuug u 21

<210> 994
<211> 21
15
<212> RNA
<213> Artificial Sequence

<220>
<221> source
20
<223> /note="Description of Artificial Sequence: Synthetic oligonucleotide"

<400> 994
cuagaccugu uuugcuuuug u 21
25

<210> 995
<211> 21
<212> RNA
<213> Artificial Sequence
30

<220>
<221> source
<223> /note="Description of Artificial Sequence: Synthetic oligonucleotide"
35

<400> 995
cuagaccugu uuugcuuuug u 21

<210> 996
<211> 21
<212> RNA
40
<213> Artificial Sequence

<220>
<221> source
<223> /note="Description of Artificial Sequence: Synthetic oligonucleotide"
45

<400> 996
cuagaccugu uuugcuuuug u 21

<210> 997
<211> 21
<212> RNA
50
<213> Artificial Sequence

<220>
<221> source
55
<223> /note="Description of Artificial Sequence: Synthetic oligonucleotide"

<400> 997

EP 2 929 031 B1

cuagaccugu uuugcuuuug u 21

<210> 998
<211> 21
5 <212> RNA
<213> Artificial Sequence

<220>
<221> source
10 <223> /note="Description of Artificial Sequence: Synthetic oligonucleotide"

<400> 998
cuagaccugu uuugcuuuug u 21

15 <210> 999
<211> 21
<212> RNA
<213> Artificial Sequence

20 <220>
<221> source
<223> /note="Description of Artificial Sequence: Synthetic oligonucleotide"

<400> 999
25 cuagaccugu uuugcuuuug u 21

<210> 1000
<211> 21
<212> RNA
30 <213> Artificial Sequence

<220>
<221> source
<223> /note="Description of Artificial Sequence: Synthetic oligonucleotide"

35 <400> 1000
cuagaccugu uuugcuuuug u 21

<210> 1001
40 <211> 21
<212> RNA
<213> Artificial Sequence

<220>
45 <221> source
<223> /note="Description of Artificial Sequence: Synthetic oligonucleotide"

<400> 1001
50 cuagaccugu uuuguuuuug u 21

<210> 1002
<211> 19
<212> RNA
55 <213> Artificial Sequence

<220>
<221> source
<223> /note="Description of Artificial Sequence: Synthetic oligonucleotide"

EP 2 929 031 B1

<400> 1002
cuagaccugu uuucuuuuu 19

5
<210> 1003
<211> 19
<212> RNA
<213> Artificial Sequence

10
<220>
<221> source
<223> /note="Description of Artificial Sequence: Synthetic oligonucleotide"

15
<400> 1003
cuagaccugu uuucuuuuu 19

20
<210> 1004
<211> 19
<212> RNA
<213> Artificial Sequence

25
<220>
<221> source
<223> /note="Description of Artificial Sequence: Synthetic oligonucleotide"

30
<400> 1004
cuagaccugu uuucuuuuu 19

35
<210> 1005
<211> 18
<212> RNA
<213> Artificial Sequence

40
<220>
<221> source
<223> /note="Description of Artificial Sequence: Synthetic oligonucleotide"

45
<400> 1005
cuaaccuguu uuucuuuuu 18

50
<210> 1006
<211> 23
<212> RNA
<213> Artificial Sequence

55
<220>
<221> source
<223> /note="Description of Artificial Sequence: Synthetic oligonucleotide"

<400> 1006
uccucguagu cgccguccuc guc 23

<210> 1007
<211> 23
<212> RNA
<213> Artificial Sequence

<220>
<221> source

EP 2 929 031 B1

<223> /note="Description of Artificial Sequence: Synthetic oligonucleotide"

<400> 1007
ucuuggugag guauccccgg cgg 23

5

<210> 1008
<211> 23
<212> RNA
<213> Artificial Sequence

10

<220>
<221> source
<223> /note="Description of Artificial Sequence: Synthetic oligonucleotide"

15

<400> 1008
ucgauguagu cgacaugggg caa 23

<210> 1009
<211> 23
<212> RNA
<213> Artificial Sequence

20

<220>
<221> source
<223> /note="Description of Artificial Sequence: Synthetic oligonucleotide"

25

<400> 1009
aggagauaca ccuccaccag gcu 23

30

<210> 1010
<211> 23
<212> RNA
<213> Artificial Sequence

35

<220>
<221> source
<223> /note="Description of Artificial Sequence: Synthetic oligonucleotide"

40

<400> 1010
ucuguaugcu ggugucuagg aga 23

<210> 1011
<211> 23
<212> RNA
<213> Artificial Sequence

45

<220>
<221> source
<223> /note="Description of Artificial Sequence: Synthetic oligonucleotide"

50

<400> 1011
agucggugac caugaccug ccc 23

<210> 1012
<211> 23
<212> RNA
<213> Artificial Sequence

55

EP 2 929 031 B1

<220>
<221> source
<223> /note="Description of Artificial Sequence: Synthetic oligonucleotide"
5 <400> 1012
uggcaguuga gcacgocgag gcu 23

<210> 1013
<211> 23
10 <212> RNA
<213> Artificial Sequence

<220>
<221> source
15 <223> /note="Description of Artificial Sequence: Synthetic oligonucleotide"

<400> 1013
uccgaauaaa cuccaggccu aug 23
20 <210> 1014
<211> 23
<212> RNA
<213> Artificial Sequence

<220>
<221> source
25 <223> /note="Description of Artificial Sequence: Synthetic oligonucleotide"

<400> 1014
30 aguagaggca ggcaucgucc cgg 23

<210> 1015
<211> 23
<212> RNA
35 <213> Artificial Sequence

<220>
<221> source
40 <223> /note="Description of Artificial Sequence: Synthetic oligonucleotide"

<400> 1015
acagcaucau ggcugcaaug cca 23
45 <210> 1016
<211> 23
<212> RNA
<213> Artificial Sequence

<220>
<221> source
50 <223> /note="Description of Artificial Sequence: Synthetic oligonucleotide"

<400> 1016
55 ugguccucag ggaaccaggc cuc 23

<210> 1017
<211> 23
<212> RNA

EP 2 929 031 B1

<213> Artificial Sequence

<220>
<221> source
5 <223> /note="Description of Artificial Sequence: Synthetic oligonucleotide"

<400> 1017
acaccucac ccccaaaagc guu 23

10 <210> 1018
<211> 23
<212> RNA
<213> Artificial Sequence

15 <220>
<221> source
<223> /note="Description of Artificial Sequence: Synthetic oligonucleotide"

20 <400> 1018
aagcaaaaca ggucuagaaa agu 23

<210> 1019
<211> 23
<212> RNA
25 <213> Artificial Sequence

<220>
<221> source
<223> /note="Description of Artificial Sequence: Synthetic oligonucleotide"

30 <400> 1019
aucuugguga gguaucgccg gcg 23

<210> 1020
35 <211> 23
<212> RNA
<213> Artificial Sequence

<220>
40 <221> source
<223> /note="Description of Artificial Sequence: Synthetic oligonucleotide"

<400> 1020
45 uccucgaugu agucgacaug ggg 23

<210> 1021
<211> 23
<212> RNA
<213> Artificial Sequence

50 <220>
<221> source
<223> /note="Description of Artificial Sequence: Synthetic oligonucleotide"

55 <400> 1021
uaggagauac accuccacca ggc 23

<210> 1022

EP 2 929 031 B1

<211> 23
<212> RNA
<213> Artificial Sequence

5 <220>
<221> source
<223> /note="Description of Artificial Sequence: Synthetic oligonucleotide"

<400> 1022
10 ucacucugua ugcugguguc uag 23

<210> 1023
<211> 23
<212> RNA
15 <213> Artificial Sequence

<220>
<221> source
<223> /note="Description of Artificial Sequence: Synthetic oligonucleotide"

20 <400> 1023
aagucgguga ccaugacccu gcc 23

<210> 1024
25 <211> 23
<212> RNA
<213> Artificial Sequence

<220>
30 <221> source
<223> /note="Description of Artificial Sequence: Synthetic oligonucleotide"

<400> 1024
35 uuggcaguug agcacgca ggc 23

<210> 1025
<211> 23
<212> RNA
40 <213> Artificial Sequence

<220>
<221> source
<223> /note="Description of Artificial Sequence: Synthetic oligonucleotide"

45 <400> 1025
uuccgaauaa acuccaggcc uau 23

<210> 1026
<211> 23
50 <212> RNA
<213> Artificial Sequence

<220>
<221> source
55 <223> /note="Description of Artificial Sequence: Synthetic oligonucleotide"

<400> 1026
uccacacagc ggccaaguu ggu 23

EP 2 929 031 B1

<210> 1027
<211> 23
<212> RNA
<213> Artificial Sequence
5
<220>
<221> source
<223> /note="Description of Artificial Sequence: Synthetic oligonucleotide"
10
<400> 1027
uggaucaguc ucugccucaa cuc 23
<210> 1028
<211> 23
15
<212> RNA
<213> Artificial Sequence
<220>
<221> source
20
<223> /note="Description of Artificial Sequence: Synthetic oligonucleotide"
<400> 1028
accagguugg gggucaguac ccg 23
25
<210> 1029
<211> 23
<212> RNA
<213> Artificial Sequence
30
<220>
<221> source
<223> /note="Description of Artificial Sequence: Synthetic oligonucleotide"
<400> 1029
35
agacaccuc acccccmeta gcg 23
<210> 1030
<211> 23
<212> RNA
40
<213> Artificial Sequence
<220>
<221> source
<223> /note="Description of Artificial Sequence: Synthetic oligonucleotide"
45
<400> 1030
acggauccuu ggcgagcgg ugg 23
<210> 1031
<211> 23
50
<212> RNA
<213> Artificial Sequence
<220>
55
<221> source
<223> /note="Description of Artificial Sequence: Synthetic oligonucleotide"
<400> 1031

EP 2 929 031 B1

aguccuccuc gauguagucg aca 23

<210> 1032
<211> 23
5 <212> RNA
<213> Artificial Sequence

<220>
<221> source
10 <223> /note="Description of Artificial Sequence: Synthetic oligonucleotide"

<400> 1032
ucuaggagau acaccuccac cag 23

15 <210> 1033
<211> 23
<212> RNA
<213> Artificial Sequence

20 <220>
<221> source
<223> /note="Description of Artificial Sequence: Synthetic oligonucleotide"

25 <400> 1033
uggucacucu guaucuggu guc 23

30 <210> 1034
<211> 23
<212> RNA
<213> Artificial Sequence

35 <220>
<221> source
<223> /note="Description of Artificial Sequence: Synthetic oligonucleotide"

40 <400> 1034
ucgaagucgg ugaccaugac ccu 23

45 <210> 1035
<211> 23
<212> RNA
<213> Artificial Sequence

50 <220>
<221> source
<223> /note="Description of Artificial Sequence: Synthetic oligonucleotide"

55 <400> 1035
uucccuuggc aguugagcac gcg 23

<210> 1036
<211> 23
<212> RNA
<213> Artificial Sequence

<220>
<221> source
<223> /note="Description of Artificial Sequence: Synthetic oligonucleotide"

EP 2 929 031 B1

<400> 1036
uuuccgaaua aacuccaggc cua 23

5
<210> 1037
<211> 23
<212> RNA
<213> Artificial Sequence

10
<220>
<221> source
<223> /note="Description of Artificial Sequence: Synthetic oligonucleotide"

15
<400> 1037
agagguccac acagcggcca aag 23

20
<210> 1038
<211> 23
<212> RNA
<213> Artificial Sequence

25
<220>
<221> source
<223> /note="Description of Artificial Sequence: Synthetic oligonucleotide"

30
<400> 1038
aguggaucag ucucugccuc aac 23

35
<210> 1039
<211> 23
<212> RNA
<213> Artificial Sequence

40
<220>
<221> source
<223> /note="Description of Artificial Sequence: Synthetic oligonucleotide"

45
<400> 1039
uccugcaaaa cagcugccaa ccu 23

50
<210> 1040
<211> 23
<212> RNA
<213> Artificial Sequence

55
<220>
<221> source
<223> /note="Description of Artificial Sequence: Synthetic oligonucleotide"

<400> 1040
uagacacccu cacccccaaa agc 23

<210> 1041
<211> 23
<212> RNA
<213> Artificial Sequence

<220>
<221> source

EP 2 929 031 B1

<223> /note="Description of Artificial Sequence: Synthetic oligonucleotide"

<400> 1041
uccacggauc cuuggcgag cgg 23

5

<210> 1042
<211> 23
<212> RNA
<213> Artificial Sequence

10

<220>
<221> source
<223> /note="Description of Artificial Sequence: Synthetic oligonucleotide"

15

<400> 1042
ugcaggauuc uggugaggua ucc 23

<210> 1043
<211> 23
<212> RNA
<213> Artificial Sequence

20

<220>
<221> source
<223> /note="Description of Artificial Sequence: Synthetic oligonucleotide"

25

<400> 1043
aggaguccuc cucgauguag ucg 23

30

<210> 1044
<211> 23
<212> RNA
<213> Artificial Sequence

35

<220>
<221> source
<223> /note="Description of Artificial Sequence: Synthetic oligonucleotide"

40

<400> 1044
ugucuaggag auacaccucc acc 23

<210> 1045
<211> 23
<212> RNA
<213> Artificial Sequence

45

<220>
<221> source
<223> /note="Description of Artificial Sequence: Synthetic oligonucleotide"

50

<400> 1045
uuucccgug gucacucugu aug 23

<210> 1046
<211> 23
<212> RNA
<213> Artificial Sequence

55

EP 2 929 031 B1

<220>
<221> source
<223> /note="Description of Artificial Sequence: Synthetic oligonucleotide"
5 <400> 1046
ucucgaaguc ggugaccaug acc 23

<210> 1047
<211> 23
10 <212> RNA
<213> Artificial Sequence

<220>
<221> source
15 <223> /note="Description of Artificial Sequence: Synthetic oligonucleotide"

<400> 1047
aacuccaggc cuaugagggg gcc 23

20 <210> 1048
<211> 23
<212> RNA
<213> Artificial Sequence

25 <220>
<221> source
<223> /note="Description of Artificial Sequence: Synthetic oligonucleotide"

30 <400> 1048
uuuuccgaau aaacuccagg ccu 23

<210> 1049
<211> 23
<212> RNA
35 <213> Artificial Sequence

<220>
<221> source
<223> /note="Description of Artificial Sequence: Synthetic oligonucleotide"
40 <400> 1049
aagaggucca cacagcggcc aaa 23

<210> 1050
<211> 23
45 <212> RNA
<213> Artificial Sequence

<220>
<221> source
50 <223> /note="Description of Artificial Sequence: Synthetic oligonucleotide"

<400> 1050
aaguggauca gucucugccu caa 23
55 <210> 1051
<211> 23
<212> RNA

EP 2 929 031 B1

<213> Artificial Sequence

<220>
<221> source
5 <223> /note="Description of Artificial Sequence: Synthetic oligonucleotide"

<400> 1051
aguccugcaa aacagcugcc aac 23

10 <210> 1052
<211> 23
<212> RNA
<213> Artificial Sequence

15 <220>
<221> source
<223> /note="Description of Artificial Sequence: Synthetic oligonucleotide"

20 <400> 1052
uggcguagac acccucaccc cca 23

<210> 1053
<211> 23
<212> RNA
25 <213> Artificial Sequence

<220>
<221> source
<223> /note="Description of Artificial Sequence: Synthetic oligonucleotide"

30 <400> 1053
aagacaugca ggau cuuggu gag 23

<210> 1054
<211> 23
<212> RNA
35 <213> Artificial Sequence

<220>
<221> source
<223> /note="Description of Artificial Sequence: Synthetic oligonucleotide"

40 <400> 1054
agaggagucc uccucgaugu agu 23

45 <210> 1055
<211> 23
<212> RNA
<213> Artificial Sequence

50 <220>
<221> source
<223> /note="Description of Artificial Sequence: Synthetic oligonucleotide"

55 <400> 1055
uggugucuag gagauacacc ucc 23

<210> 1056

EP 2 929 031 B1

<211> 23
<212> RNA
<213> Artificial Sequence

5 <220>
<221> source
<223> /note="Description of Artificial Sequence: Synthetic oligonucleotide"

<400> 1056
10 auuucccggu ggucacucug uau 23

<210> 1057
<211> 23
<212> RNA
15 <213> Artificial Sequence

<220>
<221> source
<223> /note="Description of Artificial Sequence: Synthetic oligonucleotide"

20 <400> 1057
uguggaagcg gguccgucc ucc 23

<210> 1058
25 <211> 23
<212> RNA
<213> Artificial Sequence

<220>
30 <221> source
<223> /note="Description of Artificial Sequence: Synthetic oligonucleotide"

<400> 1058
35 aaacuccagg ccuaugaggg ugc 23

<210> 1059
<211> 23
<212> RNA
40 <213> Artificial Sequence

<220>
<221> source
<223> /note="Description of Artificial Sequence: Synthetic oligonucleotide"

45 <400> 1059
uggcuuuucc gaauaaacuc cag 23

<210> 1060
<211> 23
50 <212> RNA
<213> Artificial Sequence

<220>
<221> source
55 <223> /note="Description of Artificial Sequence: Synthetic oligonucleotide"

<400> 1060
aaagaggucc acacagcggc caa 23

EP 2 929 031 B1

5 <210> 1061
<211> 23
<212> RNA
<213> Artificial Sequence

<220>
<221> source
<223> /note="Description of Artificial Sequence: Synthetic oligonucleotide"

10 <400> 1061
agaaguggau cagucucugc cuc 23

<210> 1062
<211> 23
15 <212> RNA
<213> Artificial Sequence

<220>
<221> source
20 <223> /note="Description of Artificial Sequence: Synthetic oligonucleotide"

<400> 1062
acaguccugc aaaacagcug cca 23

25 <210> 1063
<211> 23
<212> RNA
<213> Artificial Sequence

30 <220>
<221> source
<223> /note="Description of Artificial Sequence: Synthetic oligonucleotide"

<400> 1063
35 auggcguaga caccucacc ccc 23

<210> 1064
<211> 23
<212> RNA
40 <213> Artificial Sequence

<220>
<221> source
<223> /note="Description of Artificial Sequence: Synthetic oligonucleotide"

45 <400> 1064
uccuucagca ccaccagua ggu 23

<210> 1065
<211> 23
50 <212> RNA
<213> Artificial Sequence

<220>
<221> source
55 <223> /note="Description of Artificial Sequence: Synthetic oligonucleotide"

<400> 1065

EP 2 929 031 B1

uggaagacau gcaggauuu ggu 23

<210> 1066
<211> 23
5 <212> RNA
<213> Artificial Sequence

<220>
<221> source
10 <223> /note="Description of Artificial Sequence: Synthetic oligonucleotide"

<400> 1066
agacagagga guccuccug aug 23

15 <210> 1067
<211> 23
<212> RNA
<213> Artificial Sequence

20 <220>
<221> source
<223> /note="Description of Artificial Sequence: Synthetic oligonucleotide"

25 <400> 1067
augcuggugu cuaggagaua cac 23

<210> 1068
<211> 23
<212> RNA
30 <213> Artificial Sequence

<220>
<221> source
<223> /note="Description of Artificial Sequence: Synthetic oligonucleotide"

35 <400> 1068
ucgauuuucc gguggucacu cug 23

40 <210> 1069
<211> 23
<212> RNA
<213> Artificial Sequence

45 <220>
<221> source
<223> /note="Description of Artificial Sequence: Synthetic oligonucleotide"

50 <400> 1069
ugucugugga agcggguccc guc 23

<210> 1070
<211> 23
<212> RNA
55 <213> Artificial Sequence

<220>
<221> source
<223> /note="Description of Artificial Sequence: Synthetic oligonucleotide"

EP 2 929 031 B1

<400> 1070
uaaacuccag gccaugagg gug 23

5
<210> 1071
<211> 23
<212> RNA
<213> Artificial Sequence

10
<220>
<221> source
<223> /note="Description of Artificial Sequence: Synthetic oligonucleotide"

<400> 1071
agcuggcuuu uccgaauaaa cuc 23

15
<210> 1072
<211> 23
<212> RNA
<213> Artificial Sequence

20
<220>
<221> source
<223> /note="Description of Artificial Sequence: Synthetic oligonucleotide"

25
<400> 1072
uggggcaaag agguccacac agc 23

30
<210> 1073
<211> 23
<212> RNA
<213> Artificial Sequence

35
<220>
<221> source
<223> /note="Description of Artificial Sequence: Synthetic oligonucleotide"

<400> 1073
agagaagugg aucagucucu gcc 23

40
<210> 1074
<211> 23
<212> RNA
<213> Artificial Sequence

45
<220>
<221> source
<223> /note="Description of Artificial Sequence: Synthetic oligonucleotide"

<400> 1074
aagcguugug ggcccggcag acc 23

50
<210> 1075
<211> 23
<212> RNA
<213> Artificial Sequence

55
<220>
<221> source

EP 2 929 031 B1

<223> /note="Description of Artificial Sequence: Synthetic oligonucleotide"

<400> 1075
aauggcguag acaccucac ccc 23

5

<210> 1076
<211> 23
<212> RNA
<213> Artificial Sequence

10

<220>
<221> source
<223> /note="Description of Artificial Sequence: Synthetic oligonucleotide"

15

<400> 1076
uggugaggua uccccggcgg gca 23

<210> 1077
<211> 23
<212> RNA
<213> Artificial Sequence

20

<220>
<221> source
<223> /note="Description of Artificial Sequence: Synthetic oligonucleotide"

25

<400> 1077
aagacagagg aguccuccuc gau 23

<210> 1078
<211> 23
<212> RNA
<213> Artificial Sequence

30

<220>
<221> source
<223> /note="Description of Artificial Sequence: Synthetic oligonucleotide"

35

<400> 1078
uaugcuggug ucuaggagau aca 23

40

<210> 1079
<211> 23
<212> RNA
<213> Artificial Sequence

45

<220>
<221> source
<223> /note="Description of Artificial Sequence: Synthetic oligonucleotide"

50

<400> 1079
augaccugc ccucgauuuc ccg 23

<210> 1080
<211> 23
<212> RNA
<213> Artificial Sequence

55

EP 2 929 031 B1

<220>
<221> source
<223> /note="Description of Artificial Sequence: Synthetic oligonucleotide"
5 <400> 1080
acuugcuggc cugucugugg aag 23

<210> 1081
<211> 23
10 <212> RNA
<213> Artificial Sequence

<220>
<221> source
15 <223> /note="Description of Artificial Sequence: Synthetic oligonucleotide"

<400> 1081
a aaaacucca ggccuaugag ggu 23

20 <210> 1082
<211> 23
<212> RNA
<213> Artificial Sequence

25 <220>
<221> source
<223> /note="Description of Artificial Sequence: Synthetic oligonucleotide"

30 <400> 1082
ugaccagcac gaccccagcc cuc 23

<210> 1083
<211> 23
<212> RNA
35 <213> Artificial Sequence

<220>
<221> source
<223> /note="Description of Artificial Sequence: Synthetic oligonucleotide"
40

<400> 1083
aggcaccaau gauguccucc ccu 23

<210> 1084
<211> 23
45 <212> RNA
<213> Artificial Sequence

<220>
<221> source
50 <223> /note="Description of Artificial Sequence: Synthetic oligonucleotide"

<400> 1084
uuggcagaga aguggaucag ucu 23
55

<210> 1085
<211> 23
<212> RNA

EP 2 929 031 B1

<213> Artificial Sequence

<220>
<221> source
5 <223> /note="Description of Artificial Sequence: Synthetic oligonucleotide"

<400> 1085
aaagcguugu gggcccggca gac 23

10 <210> 1086
<211> 23
<212> RNA
<213> Artificial Sequence

15 <220>
<221> source
<223> /note="Description of Artificial Sequence: Synthetic oligonucleotide"

20 <400> 1086
uggcaauaggc guagacacc uca 23

<210> 1087
<211> 23
<212> RNA
25 <213> Artificial Sequence

<220>
<221> source
<223> /note="Description of Artificial Sequence: Synthetic oligonucleotide"

30 <400> 1087
uuggugaggu auccccggcg ggc 23

<210> 1088
35 <211> 23
<212> RNA
<213> Artificial Sequence

<220>
40 <221> source
<223> /note="Description of Artificial Sequence: Synthetic oligonucleotide"

<400> 1088
45 auguagucga cauggggcaa cuu 23

<210> 1089
<211> 23
<212> RNA
<213> Artificial Sequence

50 <220>
<221> source
<223> /note="Description of Artificial Sequence: Synthetic oligonucleotide"

55 <400> 1089
ugguauucau ccgcccggua ccg 23

<210> 1090

EP 2 929 031 B1

<211> 23
<212> RNA
<213> Artificial Sequence

5 <220>
<221> source
<223> /note="Description of Artificial Sequence: Synthetic oligonucleotide"

<400> 1090
10 uguaugcugg ugucuaggag aua 23

<210> 1091
<211> 23
<212> RNA
15 <213> Artificial Sequence

<220>
<221> source
<223> /note="Description of Artificial Sequence: Synthetic oligonucleotide"

20 <400> 1091
accaugaccc ugccucgau uuc 23

<210> 1092
25 <211> 23
<212> RNA
<213> Artificial Sequence

<220>
30 <221> source
<223> /note="Description of Artificial Sequence: Synthetic oligonucleotide"

<400> 1092
35 aauaaacucc aggccuauga ggg 23

<210> 1093
<211> 23
<212> RNA
40 <213> Artificial Sequence

<220>
<221> source
<223> /note="Description of Artificial Sequence: Synthetic oligonucleotide"

45 <400> 1093
aaguugccgg cagcggugac cag 23

<210> 1094
<211> 23
50 <212> RNA
<213> Artificial Sequence

<220>
<221> source
55 <223> /note="Description of Artificial Sequence: Synthetic oligonucleotide"

<400> 1094
acacaaagca ggugcugcag ucg 23

EP 2 929 031 B1

5 <210> 1095
<211> 23
<212> RNA
<213> Artificial Sequence

<220>
<221> source
<223> /note="Description of Artificial Sequence: Synthetic oligonucleotide"

10 <400> 1095
aucuuuggca gagaagugga uca 23

<210> 1096
<211> 23
15 <212> RNA
<213> Artificial Sequence

<220>
<221> source
20 <223> /note="Description of Artificial Sequence: Synthetic oligonucleotide"

<400> 1096
acccccaaaa gcguuguggg ccc 23

25 <210> 1097
<211> 23
<212> RNA
<213> Artificial Sequence

30 <220>
<221> source
<223> /note="Description of Artificial Sequence: Synthetic oligonucleotide"

35 <400> 1097
accuggcaau ggcguaagaca ccc 23

<210> 1098
<211> 23
<212> RNA
40 <213> Artificial Sequence

<220>
<221> source
<223> /note="Description of Artificial Sequence: Synthetic oligonucleotide"

45 <400> 1098
ugcuccuuga cuugcauuc cag 23

<210> 1099
<211> 23
<212> RNA
50 <213> Artificial Sequence

<220>
<221> source
55 <223> /note="Description of Artificial Sequence: Synthetic oligonucleotide"

<400> 1099

EP 2 929 031 B1

agcuggagau gagggccauc agc 23

<210> 1100
<211> 23
5 <212> RNA
<213> Artificial Sequence

<220>
<221> source
10 <223> /note="Description of Artificial Sequence: Synthetic oligonucleotide"

<400> 1100
uaagaagagg cuuggcuca gag 23

15 <210> 1101
<211> 23
<212> RNA
<213> Artificial Sequence

20 <220>
<221> source
<223> /note="Description of Artificial Sequence: Synthetic oligonucleotide"

25 <400> 1101
uggugcucaa ggaggacag uug 23

<210> 1102
<211> 23
<212> RNA
30 <213> Artificial Sequence

<220>
<221> source
<223> /note="Description of Artificial Sequence: Synthetic oligonucleotide"

35 <400> 1102
agauaaaugu cugcuugcuu ggg 23

40 <210> 1103
<211> 23
<212> RNA
<213> Artificial Sequence

45 <220>
<221> source
<223> /note="Description of Artificial Sequence: Synthetic oligonucleotide"

50 <400> 1103
agaggacaga cccaaaagau aaa 23

<210> 1104
<211> 23
<212> RNA
55 <213> Artificial Sequence

<220>
<221> source
<223> /note="Description of Artificial Sequence: Synthetic oligonucleotide"

EP 2 929 031 B1

<400> 1104
aaaaaggcaa cagagaggac aga 23

5
<210> 1105
<211> 23
<212> RNA
<213> Artificial Sequence

10
<220>
<221> source
<223> /note="Description of Artificial Sequence: Synthetic oligonucleotide"

15
<400> 1105
auaaaauaucu ucaaguuaca aaa 23

20
<210> 1106
<211> 23
<212> RNA
<213> Artificial Sequence

25
<220>
<221> source
<223> /note="Description of Artificial Sequence: Synthetic oligonucleotide"

30
<400> 1106
uuggcauaga gcagaguaaa ggu 23

35
<210> 1107
<211> 23
<212> RNA
<213> Artificial Sequence

40
<220>
<221> source
<223> /note="Description of Artificial Sequence: Synthetic oligonucleotide"

45
<400> 1107
uuuccugguc ugugucccc uuc 23

50
<210> 1108
<211> 23
<212> RNA
<213> Artificial Sequence

55
<220>
<221> source
<223> /note="Description of Artificial Sequence: Synthetic oligonucleotide"

<400> 1108
aaacagagag gacagacca aaa 23

<210> 1109
<211> 23
<212> RNA
<213> Artificial Sequence

<220>
<221> source

EP 2 929 031 B1

<223> /note="Description of Artificial Sequence: Synthetic oligonucleotide"

<400> 1109
uggagcugug uggacgcugc agu 23

5

<210> 1110
<211> 23
<212> RNA
<213> Artificial Sequence

10

<220>
<221> source
<223> /note="Description of Artificial Sequence: Synthetic oligonucleotide"

15

<400> 1110
ugcuccugag gggccgggau ucc 23

<210> 1111
<211> 23
<212> RNA
<213> Artificial Sequence

20

<220>
<221> source
<223> /note="Description of Artificial Sequence: Synthetic oligonucleotide"

25

<400> 1111
uggcuagaug ccauccagaa agc 23

30

<210> 1112
<211> 23
<212> RNA
<213> Artificial Sequence

35

<220>
<221> source
<223> /note="Description of Artificial Sequence: Synthetic oligonucleotide"

40

<400> 1112
aguaagaaga ggcuuggcuu cag 23

<210> 1113
<211> 23
<212> RNA
<213> Artificial Sequence

45

<220>
<221> source
<223> /note="Description of Artificial Sequence: Synthetic oligonucleotide"

50

<400> 1113
ugcuugcuug gguggggcug gug 23

<210> 1114
<211> 23
<212> RNA
<213> Artificial Sequence

55

EP 2 929 031 B1

<220>
<221> source
<223> /note="Description of Artificial Sequence: Synthetic oligonucleotide"
5 <400> 1114
aagauaaaug ucugcuugcu ugg 23

<210> 1115
<211> 23
10 <212> RNA
<213> Artificial Sequence

<220>
<221> source
15 <223> /note="Description of Artificial Sequence: Synthetic oligonucleotide"

<400> 1115
agagaggaca gaccctaaaag aua 23
20 <210> 1116
<211> 23
<212> RNA
<213> Artificial Sequence

<220>
<221> source
25 <223> /note="Description of Artificial Sequence: Synthetic oligonucleotide"

<400> 1116
30 uaaaaaggca acagagagga cag 23

<210> 1117
<211> 23
<212> RNA
35 <213> Artificial Sequence

<220>
<221> source
40 <223> /note="Description of Artificial Sequence: Synthetic oligonucleotide"

<400> 1117
aauaaaauauc uucaaguac aaa 23

<210> 1118
45 <211> 23
<212> RNA
<213> Artificial Sequence

<220>
<221> source
50 <223> /note="Description of Artificial Sequence: Synthetic oligonucleotide"

<400> 1118
55 ucuggcauag agcagaguaa agg 23

<210> 1119
<211> 23
<212> RNA

EP 2 929 031 B1

<213> Artificial Sequence

<220>
<221> source
5 <223> /note="Description of Artificial Sequence: Synthetic oligonucleotide"

<400> 1119
aauaaauguc ugcugcuug ggu 23

10 <210> 1120
<211> 23
<212> RNA
<213> Artificial Sequence

15 <220>
<221> source
<223> /note="Description of Artificial Sequence: Synthetic oligonucleotide"

20 <400> 1120
ucaacagaga ggacagacc aaa 23

<210> 1121
<211> 23
<212> RNA
25 <213> Artificial Sequence

<220>
<221> source
<223> /note="Description of Artificial Sequence: Synthetic oligonucleotide"

30 <400> 1121
aguggacacg ggucaccaug cug 23

<210> 1122
<211> 23
<212> RNA
35 <213> Artificial Sequence

<220>
<221> source
<223> /note="Description of Artificial Sequence: Synthetic oligonucleotide"

40 <400> 1122
ucuggcuaga ugccaaccag aaa 23

45 <210> 1123
<211> 23
<212> RNA
<213> Artificial Sequence

50 <220>
<221> source
<223> /note="Description of Artificial Sequence: Synthetic oligonucleotide"

55 <400> 1123
aaguaagaag aggcuggcu uca 23

<210> 1124

EP 2 929 031 B1

<211> 23
<212> RNA
<213> Artificial Sequence

5 <220>
<221> source
<223> /note="Description of Artificial Sequence: Synthetic oligonucleotide"

<400> 1124
10 ugucugcuug cuugguggg gcu 23

<210> 1125
<211> 23
<212> RNA
15 <213> Artificial Sequence

<220>
<221> source
<223> /note="Description of Artificial Sequence: Synthetic oligonucleotide"

20 <400> 1125
aaagauaaa gucugcuugc uug 23

<210> 1126
25 <211> 23
<212> RNA
<213> Artificial Sequence

<220>
30 <221> source
<223> /note="Description of Artificial Sequence: Synthetic oligonucleotide"

<400> 1126
35 acagagagga cagacccaa aga 23

<210> 1127
<211> 23
<212> RNA
40 <213> Artificial Sequence

<220>
<221> source
<223> /note="Description of Artificial Sequence: Synthetic oligonucleotide"

45 <400> 1127
aaagcaaac aggucuagaa aag 23

<210> 1128
<211> 23
50 <212> RNA
<213> Artificial Sequence

<220>
<221> source
55 <223> /note="Description of Artificial Sequence: Synthetic oligonucleotide"

<400> 1128
aaagaauccu gccuccuugg ugg 23

EP 2 929 031 B1

<210> 1129
<211> 23
<212> RNA
<213> Artificial Sequence
5
<220>
<221> source
<223> /note="Description of Artificial Sequence: Synthetic oligonucleotide"
10
<400> 1129
uuaguggagc gguuggcug aga 23
<210> 1130
<211> 23
15
<212> RNA
<213> Artificial Sequence
<220>
<221> source
20
<223> /note="Description of Artificial Sequence: Synthetic oligonucleotide"
<400> 1130
aaaaagauaa augucugcuu gcu 23
25
<210> 1131
<211> 23
<212> RNA
<213> Artificial Sequence
30
<220>
<221> source
<223> /note="Description of Artificial Sequence: Synthetic oligonucleotide"
<400> 1131
35
ugcaacagag aggacagacc caa 23
<210> 1132
<211> 23
<212> RNA
40
<213> Artificial Sequence
<220>
<221> source
<223> /note="Description of Artificial Sequence: Synthetic oligonucleotide"
45
<400> 1132
ucagcacagg cggcuuggug gug 23
<210> 1133
<211> 23
50
<212> RNA
<213> Artificial Sequence
<220>
55
<221> source
<223> /note="Description of Artificial Sequence: Synthetic oligonucleotide"
<400> 1133

EP 2 929 031 B1

auuuuaaagc ucagccccag ccc 23

5 <210> 1134
<211> 23
<212> RNA
<213> Artificial Sequence

<220>
<221> source
10 <223> /note="Description of Artificial Sequence: Synthetic oligonucleotide"

<400> 1134
uagcacagcc uggcauagag cag 23

15 <210> 1135
<211> 23
<212> RNA
<213> Artificial Sequence

20 <220>
<221> source
<223> /note="Description of Artificial Sequence: Synthetic oligonucleotide"

25 <400> 1135
uguuccccuu cccagccuca cug 23

30 <210> 1136
<211> 23
<212> RNA
<213> Artificial Sequence

<220>
<221> source
35 <223> /note="Description of Artificial Sequence: Synthetic oligonucleotide"

<400> 1136
augucugcuu gcuugggugg ggc 23

40 <210> 1137
<211> 23
<212> RNA
<213> Artificial Sequence

45 <220>
<221> source
<223> /note="Description of Artificial Sequence: Synthetic oligonucleotide"

<400> 1137
50 acccaaaaga uaaugucug cuu 23

<210> 1138
<211> 23
<212> RNA
<213> Artificial Sequence

55 <220>
<221> source
<223> /note="Description of Artificial Sequence: Synthetic oligonucleotide"

EP 2 929 031 B1

<400> 1138
aacagagagg acagacccaa aag 23

5
<210> 1139
<211> 23
<212> RNA
<213> Artificial Sequence

10
<220>
<221> source
<223> /note="Description of Artificial Sequence: Synthetic oligonucleotide"

<400> 1139
aaaagcaaaa caggucuaga aaa 23

15
<210> 1140
<211> 23
<212> RNA
<213> Artificial Sequence

20
<220>
<221> source
<223> /note="Description of Artificial Sequence: Synthetic oligonucleotide"

25
<400> 1140
aauggaaga auccugccuc cuu 23

30
<210> 1141
<211> 23
<212> RNA
<213> Artificial Sequence

35
<220>
<221> source
<223> /note="Description of Artificial Sequence: Synthetic oligonucleotide"

<400> 1141
uugcugugug agcuuggcag gca 23

40
<210> 1142
<211> 23
<212> RNA
<213> Artificial Sequence

45
<220>
<221> source
<223> /note="Description of Artificial Sequence: Synthetic oligonucleotide"

50
<400> 1142
ucaaaagaua aaugucugcu ugc 23

55
<210> 1143
<211> 23
<212> RNA
<213> Artificial Sequence

<220>
<221> source

EP 2 929 031 B1

<223> /note="Description of Artificial Sequence: Synthetic oligonucleotide"

<400> 1143
aaaaagcaaa acaggucuag aaa 23

5

<210> 1144
<211> 23
<212> RNA
<213> Artificial Sequence

10

<220>
<221> source
<223> /note="Description of Artificial Sequence: Synthetic oligonucleotide"

15

<400> 1144
uugggcugac cucguggccu cag 23

20

<210> 1145
<211> 23
<212> RNA
<213> Artificial Sequence

25

<220>
<221> source
<223> /note="Description of Artificial Sequence: Synthetic oligonucleotide"

30

<400> 1145
agggagcuuc cuggcaccuc cac 23

<210> 1146
<211> 23
<212> RNA
<213> Artificial Sequence

35

<220>
<221> source
<223> /note="Description of Artificial Sequence: Synthetic oligonucleotide"

40

<400> 1146
uaguggagcg gguuggcuga gac 23

<210> 1147
<211> 23
<212> RNA
<213> Artificial Sequence

45

<220>
<221> source
<223> /note="Description of Artificial Sequence: Synthetic oligonucleotide"

50

<400> 1147
ucuguguucc ccuucccagc cuc 23

55

<210> 1148
<211> 23
<212> RNA
<213> Artificial Sequence

EP 2 929 031 B1

<220>
<221> source
<223> /note="Description of Artificial Sequence: Synthetic oligonucleotide"
5 <400> 1148
aaugucugcu ugcuugggug ggg 23

<210> 1149
<211> 23
10 <212> RNA
<213> Artificial Sequence

<220>
<221> source
15 <223> /note="Description of Artificial Sequence: Synthetic oligonucleotide"

<400> 1149
agacccaaaa gauaaauguc ugc 23
20 <210> 1150
<211> 23
<212> RNA
<213> Artificial Sequence

<220>
<221> source
25 <223> /note="Description of Artificial Sequence: Synthetic oligonucleotide"

<400> 1150
30 aggcaacaga gaggacagac cca 23

<210> 1151
<211> 23
<212> RNA
35 <213> Artificial Sequence

<220>
<221> source
40 <223> /note="Description of Artificial Sequence: Synthetic oligonucleotide"

<400> 1151
acaaaagcaa aacaggucua gaa 23
45 <210> 1152
<211> 23
<212> RNA
<213> Artificial Sequence

<220>
<221> source
50 <223> /note="Description of Artificial Sequence: Synthetic oligonucleotide"

<400> 1152
ucaugggaag aauccugccu ccu 23
55 <210> 1153
<211> 23
<212> RNA

EP 2 929 031 B1

<213> Artificial Sequence

<220>
<221> source
5 <223> /note="Description of Artificial Sequence: Synthetic oligonucleotide"

<400> 1153
uuuccugcug ugugagcuug gca 23

10 <210> 1154
<211> 23
<212> RNA
<213> Artificial Sequence

15 <220>
<221> source
<223> /note="Description of Artificial Sequence: Synthetic oligonucleotide"

20 <400> 1154
uccaaaagau aaaugucugc uug 23

<210> 1155
<211> 23
<212> RNA
25 <213> Artificial Sequence

<220>
<221> source
<223> /note="Description of Artificial Sequence: Synthetic oligonucleotide"

30 <400> 1155
aaauaauau cuucaaguua caa 23

<210> 1156
<211> 23
<212> RNA
35 <213> Artificial Sequence

<220>
<221> source
<223> /note="Description of Artificial Sequence: Synthetic oligonucleotide"

40 <400> 1156
acugguuggg cugaccucgu ggc 23

45 <210> 1157
<211> 23
<212> RNA
<213> Artificial Sequence

50 <220>
<221> source
<223> /note="Description of Artificial Sequence: Synthetic oligonucleotide"

55 <400> 1157
aauggugaaa ugccccacag uga 23

<210> 1158

EP 2 929 031 B1

<211> 23
<212> RNA
<213> Artificial Sequence

5 <220>
<221> source
<223> /note="Description of Artificial Sequence: Synthetic oligonucleotide"

<400> 1158
10 uccuggucug uguuccccuu ccc 23

<210> 1159
<211> 23
<212> RNA
15 <213> Artificial Sequence

<220>
<221> source
<223> /note="Description of Artificial Sequence: Synthetic oligonucleotide"

20 <400> 1159
aaaugucugc uugcuugggu ggg 23

<210> 1160
25 <211> 23
<212> RNA
<213> Artificial Sequence

<220>
30 <221> source
<223> /note="Description of Artificial Sequence: Synthetic oligonucleotide"

<400> 1160
35 acagacccaa aagauaaaug ucu 23

<210> 1161
<211> 23
<212> RNA
40 <213> Artificial Sequence

<220>
<221> source
<223> /note="Description of Artificial Sequence: Synthetic oligonucleotide"

45 <400> 1161
aaggcaacag agaggacaga ccc 23

<210> 1162
<211> 23
50 <212> RNA
<213> Artificial Sequence

<220>
<221> source
55 <223> /note="Description of Artificial Sequence: Synthetic oligonucleotide"

<400> 1162
uacaaaagca aaacaggucu aga 23

EP 2 929 031 B1

5 <210> 1163
<211> 23
<212> RNA
<213> Artificial Sequence

<220>
<221> source
<223> /note="Description of Artificial Sequence: Synthetic oligonucleotide"

10 <400> 1163
ugcuagaugc cauccagaaa gcu 23

<210> 1164
<211> 23
15 <212> RNA
<213> Artificial Sequence

<220>
<221> source
20 <223> /note="Description of Artificial Sequence: Synthetic oligonucleotide"

<400> 1164
aaguuccugc ugugugagcu ugg 23

25 <210> 1165
<211> 23
<212> RNA
<213> Artificial Sequence

30 <220>
<221> source
<223> /note="Description of Artificial Sequence: Synthetic oligonucleotide"

<400> 1165
35 aagacccaaa agauaaaugu cug 23

<210> 1166
<211> 23
<212> RNA
40 <213> Artificial Sequence

<220>
<221> source
<223> /note="Description of Artificial Sequence: Synthetic oligonucleotide"

45 <400> 1166
aagcaaaaca ggucuagaaa agu 23

<210> 1167
<211> 23
50 <212> RNA
<213> Artificial Sequence

<220>
55 <221> source
<223> /note="Description of Artificial Sequence: Synthetic oligonucleotide"

<400> 1167

EP 2 929 031 B1

aagcguggau gcuggccucc cug 23

<210> 1168
<211> 23
5 <212> RNA
<213> Artificial Sequence

<220>
<221> source
10 <223> /note="Description of Artificial Sequence: Synthetic oligonucleotide"

<400> 1168
agaauccugc cuccuuggug gag 23

15 <210> 1169
<211> 23
<212> RNA
<213> Artificial Sequence

20 <220>
<221> source
<223> /note="Description of Artificial Sequence: Synthetic oligonucleotide"

25 <400> 1169
uuccugcugu gugagcuugg cag 23

30 <210> 1170
<211> 23
<212> RNA
<213> Artificial Sequence

35 <220>
<221> source
<223> /note="Description of Artificial Sequence: Synthetic oligonucleotide"

<400> 1170
uuccuggucu guguucccu ucc 23

40 <210> 1171
<211> 23
<212> RNA
<213> Artificial Sequence

45 <220>
<221> source
<223> /note="Description of Artificial Sequence: Synthetic oligonucleotide"

50 <400> 1171
uaaaugucug cuugcuuggg ugg 23

55 <210> 1172
<211> 23
<212> RNA
<213> Artificial Sequence

<220>
<221> source
<223> /note="Description of Artificial Sequence: Synthetic oligonucleotide"

EP 2 929 031 B1

<400> 1172
aggacagacc caaaagauaa aug 23

5
<210> 1173
<211> 23
<212> RNA
<213> Artificial Sequence

10
<220>
<221> source
<223> /note="Description of Artificial Sequence: Synthetic oligonucleotide"

15
<400> 1173
aaaggcaaca gagaggacag acc 23

20
<210> 1174
<211> 23
<212> RNA
<213> Artificial Sequence

25
<220>
<221> source
<223> /note="Description of Artificial Sequence: Synthetic oligonucleotide"

30
<400> 1174
aaauaucuuc aaguuacaaa agc 23

35
<210> 1175
<211> 23
<212> RNA
<213> Artificial Sequence

40
<220>
<221> source
<223> /note="Description of Artificial Sequence: Synthetic oligonucleotide"

45
<400> 1175
uuggcuagau gccauccaga aag 23

50
<210> 1176
<211> 23
<212> RNA
<213> Artificial Sequence

55
<220>
<221> source
<223> /note="Description of Artificial Sequence: Synthetic oligonucleotide"

<400> 1176
uuaagaagag gcuuggcuuc aga 23

<210> 1177
<211> 23
<212> RNA
<213> Artificial Sequence

<220>
<221> source

EP 2 929 031 B1

<223> /note="Description of Artificial Sequence: Synthetic oligonucleotide"

<400> 1177
aaggacagac ccaaaagaua aau 23

5

<210> 1178
<211> 23
<212> RNA
<213> Artificial Sequence

10

<220>
<221> source
<223> /note="Description of Artificial Sequence: Synthetic oligonucleotide"

15

<400> 1178
aagcaaaaca ggucuagaaa agu 23

<210> 1179
<211> 23
<212> RNA
<213> Artificial Sequence

20

<220>
<221> source
<223> /note="Description of Artificial Sequence: Synthetic oligonucleotide"

25

<400> 1179
auggcagcag gaagcgugga ugc 23

30

<210> 1180
<211> 23
<212> RNA
<213> Artificial Sequence

35

<220>
<221> source
<223> /note="Description of Artificial Sequence: Synthetic oligonucleotide"

40

<400> 1180
aagaaucug ccuccuuggu gga 23

<210> 1181
<211> 23
<212> RNA
<213> Artificial Sequence

45

<220>
<221> source
<223> /note="Description of Artificial Sequence: Synthetic oligonucleotide"

50

<400> 1181
aguuccugcu gugugagcuu ggc 23

<210> 1182
<211> 23
<212> RNA
<213> Artificial Sequence

55

EP 2 929 031 B1

<220>
<221> source
<223> /note="Description of Artificial Sequence: Synthetic oligonucleotide"
5 <400> 1182
agcuuccugg ucuguguucc ccu 23

<210> 1183
<211> 23
10 <212> RNA
<213> Artificial Sequence

<220>
<221> source
15 <223> /note="Description of Artificial Sequence: Synthetic oligonucleotide"

<400> 1183
auaaaugucu gcuugcuugg gug 23
20 <210> 1184
<211> 23
<212> RNA
<213> Artificial Sequence

<220>
<221> source
25 <223> /note="Description of Artificial Sequence: Synthetic oligonucleotide"

<400> 1184
30 aaaaggcaac agagaggaca gac 23

<210> 1185
<211> 23
<212> RNA
35 <213> Artificial Sequence

<220>
<221> source
40 <223> /note="Description of Artificial Sequence: Synthetic oligonucleotide"

<400> 1185
uaaaauucuu caaguuacaa aag 23

<210> 1186
45 <211> 23
<212> RNA
<213> Artificial Sequence

<220>
<221> source
50 <223> /note="Description of Artificial Sequence: Synthetic oligonucleotide"

<400> 1186
55 uucuggcuag augccaacca gaa 23

<210> 1187
<211> 23
<212> RNA

EP 2 929 031 B1

<213> Artificial Sequence

<220>
<221> source
5 <223> /note="Description of Artificial Sequence: Synthetic oligonucleotide"

<400> 1187
uuuccccuuc ccagccucac ugu 23

10 <210> 1188
<211> 23
<212> RNA
<213> Artificial Sequence

15 <220>
<221> source
<223> /note="Description of Artificial Sequence: Synthetic oligonucleotide"

20 <400> 1188
aagaggacag acccaaaaga uaa 23

<210> 1189
<211> 23
<212> RNA
25 <213> Artificial Sequence

<220>
<221> source
<223> /note="Description of Artificial Sequence: Synthetic oligonucleotide"

30 <400> 1189
ucgaaguacu cagcguaagu gau 23

<210> 1190
35 <211> 23
<212> RNA
<213> Artificial Sequence

<220>
40 <221> source
<223> /note="Description of Artificial Sequence: Synthetic oligonucleotide"

<400> 1190
45 acaaaagcaa aacaggucua gaa 23

<210> 1191
<211> 23
<212> RNA
<213> Artificial Sequence

50 <220>
<221> source
<223> /note="Description of Artificial Sequence: Synthetic oligonucleotide"

55 <400> 1191
acaaaagcaa aacaggucua gaa 23

<210> 1192

EP 2 929 031 B1

<211> 23
<212> RNA
<213> Artificial Sequence

5 <220>
<221> source
<223> /note="Description of Artificial Sequence: Synthetic oligonucleotide"

10 <400> 1192
acaaaagcaa aacaggucua gaa 23

<210> 1193
<211> 23
<212> RNA
15 <213> Artificial Sequence

<220>
<221> source
<223> /note="Description of Artificial Sequence: Synthetic oligonucleotide"

20 <400> 1193
acaaaagcaa aacaggucua gaa 23

<210> 1194
25 <211> 23
<212> RNA
<213> Artificial Sequence

<220>
30 <221> source
<223> /note="Description of Artificial Sequence: Synthetic oligonucleotide"

<400> 1194
35 <400> 1194
acaaaagcaa aacaggucua gaa 23

<210> 1195
<211> 23
<212> RNA
<213> Artificial Sequence

40 <220>
<221> source
<223> /note="Description of Artificial Sequence: Synthetic oligonucleotide"

45 <400> 1195
acaaaagcaa aacaggucua gaa 23

<210> 1196
<211> 23
50 <212> RNA
<213> Artificial Sequence

<220>
<221> source
55 <223> /note="Description of Artificial Sequence: Synthetic oligonucleotide"

<400> 1196
acaaaagcaa aacaggucua gaa 23

EP 2 929 031 B1

5 <210> 1197
<211> 23
<212> RNA
<213> Artificial Sequence

<220>
<221> source
<223> /note="Description of Artificial Sequence: Synthetic oligonucleotide"

10 <400> 1197
acaaaagcaa aacaggucua gaa 23

<210> 1198
<211> 23
15 <212> RNA
<213> Artificial Sequence

<220>
<221> source
20 <223> /note="Description of Artificial Sequence: Synthetic oligonucleotide"

<400> 1198
acaaaagcaa aacaggucua gaa 23

25 <210> 1199
<211> 23
<212> RNA
<213> Artificial Sequence

30 <220>
<221> source
<223> /note="Description of Artificial Sequence: Synthetic oligonucleotide"

35 <400> 1199
acaaaagcaa aacaggucua gaa 23

<210> 1200
<211> 23
<212> RNA
40 <213> Artificial Sequence

<220>
<221> source
<223> /note="Description of Artificial Sequence: Synthetic oligonucleotide"

45 <400> 1200
acaaaagcaa aacaggucua gaa 23

<210> 1201
<211> 23
50 <212> RNA
<213> Artificial Sequence

<220>
<221> source
55 <223> /note="Description of Artificial Sequence: Synthetic oligonucleotide"

<400> 1201

EP 2 929 031 B1

acaaaagcaa aacaggucua gaa 23

5 <210> 1202
<211> 23
<212> RNA
<213> Artificial Sequence

10 <220>
<221> source
<223> /note="Description of Artificial Sequence: Synthetic oligonucleotide"

15 <400> 1202
acaaaagcaa aacaggucua gaa 23

20 <210> 1203
<211> 23
<212> RNA
<213> Artificial Sequence

25 <220>
<221> source
<223> /note="Description of Artificial Sequence: Synthetic oligonucleotide"

30 <400> 1203
acaaaagcaa aacaggucua gaa 23

35 <210> 1204
<211> 23
<212> RNA
<213> Artificial Sequence

40 <220>
<221> source
<223> /note="Description of Artificial Sequence: Synthetic oligonucleotide"

45 <400> 1204
acaaaagcaa aacaggucua gaa 23

50 <210> 1205
<211> 23
<212> RNA
<213> Artificial Sequence

55 <220>
<221> source
<223> /note="Description of Artificial Sequence: Synthetic oligonucleotide"

EP 2 929 031 B1

<400> 1206
acaaaagcaa aacaggucua gaa 23

5
<210> 1207
<211> 23
<212> RNA
<213> Artificial Sequence

10
<220>
<221> source
<223> /note="Description of Artificial Sequence: Synthetic oligonucleotide"

15
<400> 1207
acaaaagcaa aacaggucua gaa 23

20
<210> 1208
<211> 23
<212> RNA
<213> Artificial Sequence

25
<220>
<221> source
<223> /note="Description of Artificial Sequence: Synthetic oligonucleotide"

30
<400> 1208
acaaaagcaa aacaggucua gaa 23

35
<210> 1209
<211> 23
<212> RNA
<213> Artificial Sequence

40
<220>
<221> source
<223> /note="Description of Artificial Sequence: Synthetic oligonucleotide"

45
<400> 1209
acaaaagcaa aacaggucua gaa 23

50
<210> 1210
<211> 23
<212> RNA
<213> Artificial Sequence

55
<220>
<221> source
<223> /note="Description of Artificial Sequence: Synthetic oligonucleotide"

<400> 1210
acaaaagcaa aacaggucua gaa 23

<210> 1211
<211> 23
<212> RNA
<213> Artificial Sequence

<220>
<221> source

EP 2 929 031 B1

<223> /note="Description of Artificial Sequence: Synthetic oligonucleotide"

<400> 1211
acaaaagcaa aacaggucua gaa 23

5

<210> 1212
<211> 23
<212> RNA
<213> Artificial Sequence

10

<220>
<221> source
<223> /note="Description of Artificial Sequence: Synthetic oligonucleotide"

15

<400> 1212
acaaaagcaa aacaggucua gaa 23

<210> 1213
<211> 23
<212> RNA
<213> Artificial Sequence

20

<220>
<221> source
<223> /note="Description of Artificial Sequence: Synthetic oligonucleotide"

25

<400> 1213
acaaaagcaa aacaggucua gaa 23

<210> 1214
<211> 23
<212> RNA
<213> Artificial Sequence

30

<220>
<221> source
<223> /note="Description of Artificial Sequence: Synthetic oligonucleotide"

35

<400> 1214
acaaaagcaa aacaggucua gaa 23

40

<210> 1215
<211> 23
<212> RNA
<213> Artificial Sequence

45

<220>
<221> source
<223> /note="Description of Artificial Sequence: Synthetic oligonucleotide"

50

<400> 1215
acaaaagcaa aacaggucua gaa 23

<210> 1216
<211> 23
<212> RNA
<213> Artificial Sequence

55

EP 2 929 031 B1

<220>
<221> source
<223> /note="Description of Artificial Sequence: Synthetic oligonucleotide"
5 <400> 1216
acaaaagcaa aacaggucua gaa 23

<210> 1217
<211> 23
10 <212> RNA
<213> Artificial Sequence

<220>
<221> source
15 <223> /note="Description of Artificial Sequence: Synthetic oligonucleotide"

<400> 1217
acaaaagcaa aacaggucua gaa 23

20 <210> 1218
<211> 23
<212> RNA
<213> Artificial Sequence

25 <220>
<221> source
<223> /note="Description of Artificial Sequence: Synthetic oligonucleotide"

30 <400> 1218
acaaaagcaa aacaggucua gaa 23

<210> 1219
<211> 23
<212> RNA
35 <213> Artificial Sequence

<220>
<221> source
<223> /note="Description of Artificial Sequence: Synthetic oligonucleotide"
40 <400> 1219
acaaaagcaa aacaggucua gaa 23

<210> 1220
<211> 23
45 <212> RNA
<213> Artificial Sequence

<220>
<221> source
50 <223> /note="Description of Artificial Sequence: Synthetic oligonucleotide"

<400> 1220
acaaaagcaa aacaggucua gaa 23
55 <210> 1221
<211> 23
<212> RNA

EP 2 929 031 B1

<213> Artificial Sequence

<220>
<221> source
5 <223> /note="Description of Artificial Sequence: Synthetic oligonucleotide"

<400> 1221
acaaaagcaa aacaggucua gaa 23

10 <210> 1222
<211> 23
<212> RNA
<213> Artificial Sequence

15 <220>
<221> source
<223> /note="Description of Artificial Sequence: Synthetic oligonucleotide"

20 <400> 1222
acaaaagcaa aacaggucua gaa 23

<210> 1223
<211> 23
<212> RNA
25 <213> Artificial Sequence

<220>
<221> source
<223> /note="Description of Artificial Sequence: Synthetic oligonucleotide"

30 <400> 1223
acaaaagcaa aacaggucua gaa 23

<210> 1224
<211> 23
<212> RNA
35 <213> Artificial Sequence

<220>
<221> source
<223> /note="Description of Artificial Sequence: Synthetic oligonucleotide"

40 <400> 1224
acaaaagcaa aacaggucua gaa 23

45 <210> 1225
<211> 23
<212> RNA
<213> Artificial Sequence

50 <220>
<221> source
<223> /note="Description of Artificial Sequence: Synthetic oligonucleotide"

55 <400> 1225
acaaaagcaa aacaggucua gaa 23

<210> 1226

EP 2 929 031 B1

<211> 23
<212> RNA
<213> Artificial Sequence

5 <220>
<221> source
<223> /note="Description of Artificial Sequence: Synthetic oligonucleotide"

10 <400> 1226
acaaaagcaa aacaggucua gaa 23

<210> 1227
<211> 23
<212> RNA
15 <213> Artificial Sequence

<220>
<221> source
<223> /note="Description of Artificial Sequence: Synthetic oligonucleotide"

20 <400> 1227
acaaaagcaa aacaggucua gaa 23

<210> 1228
25 <211> 23
<212> RNA
<213> Artificial Sequence

<220>
30 <221> source
<223> /note="Description of Artificial Sequence: Synthetic oligonucleotide"

<400> 1228
35 <400> 1228
acaaaagcaa aacaggucua gaa 23

<210> 1229
<211> 23
<212> RNA
<213> Artificial Sequence

40 <220>
<221> source
<223> /note="Description of Artificial Sequence: Synthetic oligonucleotide"

45 <400> 1229
acaaaagcaa aacaggucua gaa 23

<210> 1230
<211> 23
50 <212> RNA
<213> Artificial Sequence

<220>
<221> source
55 <223> /note="Description of Artificial Sequence: Synthetic oligonucleotide"

<400> 1230
acaaaagcaa aacaggucua gaa 23

EP 2 929 031 B1

5 <210> 1231
<211> 23
<212> RNA
<213> Artificial Sequence

<220>
<221> source
<223> /note="Description of Artificial Sequence: Synthetic oligonucleotide"

10 <400> 1231
acaaaagcaa aacaggucua gaa 23

15 <210> 1232
<211> 23
<212> RNA
<213> Artificial Sequence

<220>
<221> source
20 <223> /note="Description of Artificial Sequence: Synthetic oligonucleotide"

<400> 1232
acaaaagcaa aacaggucua gaa 23

25 <210> 1233
<211> 23
<212> RNA
<213> Artificial Sequence

30 <220>
<221> source
<223> /note="Description of Artificial Sequence: Synthetic oligonucleotide"

35 <400> 1233
acaaaagcaa aacaggucua gaa 23

40 <210> 1234
<211> 23
<212> RNA
<213> Artificial Sequence

<220>
<221> source
<223> /note="Description of Artificial Sequence: Synthetic oligonucleotide"

45 <400> 1234
acaaaagcaa aacaggucua gaa 23

50 <210> 1235
<211> 23
<212> RNA
<213> Artificial Sequence

55 <220>
<221> source
<223> /note="Description of Artificial Sequence: Synthetic oligonucleotide"

<400> 1235

EP 2 929 031 B1

acaaaagcaa aacaggucua gaa 23

5 <210> 1236
<211> 23
<212> RNA
<213> Artificial Sequence

10 <220>
<221> source
<223> /note="Description of Artificial Sequence: Synthetic oligonucleotide"

acaaaagcaa aacaggucua gaa 23

15 <210> 1237
<211> 23
<212> RNA
<213> Artificial Sequence

20 <220>
<221> source
<223> /note="Description of Artificial Sequence: Synthetic oligonucleotide"

25 <400> 1237
acaaaagcaa aacaggucua gaa 23

30 <210> 1238
<211> 23
<212> RNA
<213> Artificial Sequence

35 <220>
<221> source
<223> /note="Description of Artificial Sequence: Synthetic oligonucleotide"

acaaaagcaa aacaggucua gaa 23

40 <210> 1239
<211> 23
<212> RNA
<213> Artificial Sequence

45 <220>
<221> source
<223> /note="Description of Artificial Sequence: Synthetic oligonucleotide"

50 <400> 1239
acaaaagcaa aacaggucua gaa 23

55 <210> 1240
<211> 23
<212> RNA
<213> Artificial Sequence

<220>
<221> source
<223> /note="Description of Artificial Sequence: Synthetic oligonucleotide"

EP 2 929 031 B1

<400> 1240
acaaaagcaa aacaggucua gaa 23

5
<210> 1241
<211> 23
<212> RNA
<213> Artificial Sequence

10
<220>
<221> source
<223> /note="Description of Artificial Sequence: Synthetic oligonucleotide"

15
<400> 1241
acaaaagcaa aacaggucua gaa 23

20
<210> 1242
<211> 23
<212> RNA
<213> Artificial Sequence

25
<220>
<221> source
<223> /note="Description of Artificial Sequence: Synthetic oligonucleotide"

30
<400> 1242
acaaaagcaa aacaggucua gaa 23

35
<210> 1243
<211> 23
<212> RNA
<213> Artificial Sequence

40
<220>
<221> source
<223> /note="Description of Artificial Sequence: Synthetic oligonucleotide"

45
<400> 1243
acaaaagcaa aacaggucua gaa 23

50
<210> 1244
<211> 23
<212> RNA
<213> Artificial Sequence

55
<220>
<221> source
<223> /note="Description of Artificial Sequence: Synthetic oligonucleotide"

<400> 1244
acaaaagcaa aacaggucua gaa 23

<210> 1245
<211> 23
<212> RNA
<213> Artificial Sequence

<220>
<221> source

EP 2 929 031 B1

<223> /note="Description of Artificial Sequence: Synthetic oligonucleotide"

<400> 1245
acaaaagcaa aacaggucua gaa 23

5

<210> 1246
<211> 23
<212> RNA
<213> Artificial Sequence

10

<220>
<221> source
<223> /note="Description of Artificial Sequence: Synthetic oligonucleotide"

15

<400> 1246
acaaaagcaa aacaggucua gaa 23

<210> 1247
<211> 23
<212> RNA
<213> Artificial Sequence

20

<220>
<221> source
<223> /note="Description of Artificial Sequence: Synthetic oligonucleotide"

25

<400> 1247
acaaaagcaa aacaggucua gaa 23

<210> 1248
<211> 23
<212> RNA
<213> Artificial Sequence

30

<220>
<221> source
<223> /note="Description of Artificial Sequence: Synthetic oligonucleotide"

35

<400> 1248
acaaaagcaa aacaggucua gaa 23

40

<210> 1249
<211> 23
<212> RNA
<213> Artificial Sequence

45

<220>
<221> source
<223> /note="Description of Artificial Sequence: Synthetic oligonucleotide"

50

<400> 1249
acaaaagcaa aacaggucua gaa 23

<210> 1250
<211> 23
<212> RNA
<213> Artificial Sequence

55

EP 2 929 031 B1

<220>
<221> source
<223> /note="Description of Artificial Sequence: Synthetic oligonucleotide"
5 <400> 1250
acaaaagcaa aacaggucua gaa 23

<210> 1251
<211> 23
10 <212> RNA
<213> Artificial Sequence

<220>
<221> source
15 <223> /note="Description of Artificial Sequence: Synthetic oligonucleotide"

<400> 1251
acaaaagcaa aacaggucua gaa 23

20 <210> 1252
<211> 23
<212> RNA
<213> Artificial Sequence

25 <220>
<221> source
<223> /note="Description of Artificial Sequence: Synthetic oligonucleotide"

30 <400> 1252
acaaaagcaa aacaggucua gaa 23

<210> 1253
<211> 23
<212> RNA
35 <213> Artificial Sequence

<220>
<221> source
<223> /note="Description of Artificial Sequence: Synthetic oligonucleotide"
40 <400> 1253
acaaaagcaa aacaggucua gaa 23

<210> 1254
<211> 23
<212> RNA
45 <213> Artificial Sequence

<220>
<221> source
<223> /note="Description of Artificial Sequence: Synthetic oligonucleotide"
50 <400> 1254
acaaaagcaa aacaggucua gaa 23

55 <210> 1255
<211> 23
<212> RNA

EP 2 929 031 B1

<213> Artificial Sequence

<220>
<221> source
5 <223> /note="Description of Artificial Sequence: Synthetic oligonucleotide"

<400> 1255
acaaaagcaa aacaggucua gaa 23

10 <210> 1256
<211> 23
<212> RNA
<213> Artificial Sequence

15 <220>
<221> source
<223> /note="Description of Artificial Sequence: Synthetic oligonucleotide"

20 <400> 1256
acaaaagcaa aacaggucua gaa 23

<210> 1257
<211> 23
<212> RNA
25 <213> Artificial Sequence

<220>
<221> source
<223> /note="Description of Artificial Sequence: Synthetic oligonucleotide"

30 <400> 1257
acaaaagcaa aacaggucua gaa 23

<210> 1258
<211> 23
<212> RNA
35 <213> Artificial Sequence

<220>
<221> source
<223> /note="Description of Artificial Sequence: Synthetic oligonucleotide"

40 <400> 1258
acaaaagcaa aacaggucua gaa 23

45 <210> 1259
<211> 23
<212> RNA
<213> Artificial Sequence

50 <220>
<221> source
<223> /note="Description of Artificial Sequence: Synthetic oligonucleotide"

55 <400> 1259
acaaaagcaa aacaggucua gaa 23

<210> 1260

EP 2 929 031 B1

<211> 23
<212> RNA
<213> Artificial Sequence

5 <220>
<221> source
<223> /note="Description of Artificial Sequence: Synthetic oligonucleotide"

<400> 1260
10 acaaaagcaa aacaggucua gaa 23

<210> 1261
<211> 21
<212> RNA
15 <213> Artificial Sequence

<220>
<221> source
<223> /note="Description of Artificial Sequence: Synthetic oligonucleotide"

20 <400> 1261
acaaaagcaa aacaggucua g 21

<210> 1262
25 <211> 21
<212> RNA
<213> Artificial Sequence

<220>
30 <221> source
<223> /note="Description of Artificial Sequence: Synthetic oligonucleotide"

<400> 1262
35 acaaaagcaa aacaggucua g 21

<210> 1263
<211> 21
<212> RNA
40 <213> Artificial Sequence

<220>
<221> source
<223> /note="Description of Artificial Sequence: Synthetic oligonucleotide"

45 <400> 1263
acaaaagcaa aacaggucua g 21

<210> 1264
<211> 21
50 <212> RNA
<213> Artificial Sequence

<220>
<221> source
55 <223> /note="Description of Artificial Sequence: Synthetic oligonucleotide"

<400> 1264
acaaaagcaa aacaggucua g 21

EP 2 929 031 B1

5 <210> 1265
<211> 21
<212> RNA
<213> Artificial Sequence

<220>
<221> source
<223> /note="Description of Artificial Sequence: Synthetic oligonucleotide"

10 <400> 1265
acaaaagcaa aacaggucua g 21

<210> 1266
<211> 21
15 <212> RNA
<213> Artificial Sequence

<220>
<221> source
20 <223> /note="Description of Artificial Sequence: Synthetic oligonucleotide"

<400> 1266
acaaaagcaa aacaggucua g 21

25 <210> 1267
<211> 21
<212> RNA
<213> Artificial Sequence

30 <220>
<221> source
<223> /note="Description of Artificial Sequence: Synthetic oligonucleotide"

35 <400> 1267
acaaaagcaa aacaggucua g 21

<210> 1268
<211> 21
<212> RNA
40 <213> Artificial Sequence

<220>
<221> source
<223> /note="Description of Artificial Sequence: Synthetic oligonucleotide"

45 <400> 1268
acaaaagcaa aacaggucua g 21

<210> 1269
<211> 21
<212> RNA
50 <213> Artificial Sequence

<220>
<221> source
55 <223> /note="Description of Artificial Sequence: Synthetic oligonucleotide"

<400> 1269

EP 2 929 031 B1

acaaaagcaa aacaggucua g 21

<210> 1270
<211> 21
5 <212> RNA
<213> Artificial Sequence

<220>
<221> source
10 <223> /note="Description of Artificial Sequence: Synthetic oligonucleotide"

<400> 1270
acaaaagcaa aacaggucua g 21

15 <210> 1271
<211> 21
<212> RNA
<213> Artificial Sequence

20 <220>
<221> source
<223> /note="Description of Artificial Sequence: Synthetic oligonucleotide"

25 <400> 1271
acaaaagcaa aacaggucua g 21

30 <210> 1272
<211> 21
<212> RNA
<213> Artificial Sequence

35 <220>
<221> source
<223> /note="Description of Artificial Sequence: Synthetic oligonucleotide"

40 <400> 1272
acaaaagcaa aacaggucua g 21

45 <210> 1273
<211> 21
<212> RNA
<213> Artificial Sequence

50 <220>
<221> source
<223> /note="Description of Artificial Sequence: Synthetic oligonucleotide"

55 <400> 1273
acaaaagcaa aacaggucua g 21

<210> 1274
<211> 21
<212> RNA
<213> Artificial Sequence

<220>
<221> source
<223> /note="Description of Artificial Sequence: Synthetic oligonucleotide"

EP 2 929 031 B1

<400> 1274
acaaaagcaa aacaggucua g 21

5
<210> 1275
<211> 21
<212> RNA
<213> Artificial Sequence

10
<220>
<221> source
<223> /note="Description of Artificial Sequence: Synthetic oligonucleotide"

15
<400> 1275
acaaaagcaa aacaggucua g 21

20
<210> 1276
<211> 21
<212> RNA
<213> Artificial Sequence

25
<220>
<221> source
<223> /note="Description of Artificial Sequence: Synthetic oligonucleotide"

30
<400> 1276
acaaaagcaa aacaggucua g 21

35
<210> 1277
<211> 21
<212> RNA
<213> Artificial Sequence

40
<220>
<221> source
<223> /note="Description of Artificial Sequence: Synthetic oligonucleotide"

45
<400> 1277
acaaaagcaa aacaggucua a 21

50
<210> 1278
<211> 23
<212> RNA
<213> Artificial Sequence

55
<220>
<221> source
<223> /note="Description of Artificial Sequence: Synthetic oligonucleotide"

60
<400> 1278
aaaaagauaa augucugcuu gcu 23

65
<210> 1279
<211> 23
<212> RNA
<213> Artificial Sequence

70
<220>
<221> source

EP 2 929 031 B1

<223> /note="Description of Artificial Sequence: Synthetic oligonucleotide"

<400> 1279
aaaaagauaa augucugcuu gcu 23

5

<210> 1280
<211> 23
<212> RNA
<213> Artificial Sequence

10

<220>
<221> source
<223> /note="Description of Artificial Sequence: Synthetic oligonucleotide"

15

<400> 1280
aaaaagauaa augucugcuu gcu 23

<210> 1281
<211> 23
<212> RNA
<213> Artificial Sequence

20

<220>
<221> source
<223> /note="Description of Artificial Sequence: Synthetic oligonucleotide"

25

<400> 1281
aaaaagauaa augucugcuu gcu 23

<210> 1282
<211> 23
<212> RNA
<213> Artificial Sequence

30

<220>
<221> source
<223> /note="Description of Artificial Sequence: Synthetic oligonucleotide"

35

<400> 1282
aaaaagauaa augucugcuu gcu 23

40

<210> 1283
<211> 23
<212> RNA
<213> Artificial Sequence

45

<220>
<221> source
<223> /note="Description of Artificial Sequence: Synthetic oligonucleotide"

50

<400> 1283
aaaaagauaa augucugcuu gcu 23

<210> 1284
<211> 23
<212> RNA
<213> Artificial Sequence

55

EP 2 929 031 B1

<220>
<221> source
<223> /note="Description of Artificial Sequence: Synthetic oligonucleotide"
5 <400> 1284
aaaaagauaa augucugcuu gcu 23

<210> 1285
<211> 23
10 <212> RNA
<213> Artificial Sequence

<220>
<221> source
15 <223> /note="Description of Artificial Sequence: Synthetic oligonucleotide"

<400> 1285
aaaaagauaa augucugcuu gcu 23

20 <210> 1286
<211> 23
<212> RNA
<213> Artificial Sequence

25 <220>
<221> source
<223> /note="Description of Artificial Sequence: Synthetic oligonucleotide"

30 <400> 1286
aaaaagauaa augucugcuu gcu 23

<210> 1287
<211> 23
<212> RNA
35 <213> Artificial Sequence

<220>
<221> source
<223> /note="Description of Artificial Sequence: Synthetic oligonucleotide"
40 <400> 1287
aaaaagauaa augucugcuu gcu 23

<210> 1288
<211> 23
45 <212> RNA
<213> Artificial Sequence

<220>
<221> source
50 <223> /note="Description of Artificial Sequence: Synthetic oligonucleotide"

<400> 1288
aaaaagauaa augucugcuu gcu 23
55 <210> 1289
<211> 23
<212> RNA

EP 2 929 031 B1

<213> Artificial Sequence

<220>
<221> source
5 <223> /note="Description of Artificial Sequence: Synthetic oligonucleotide"

<400> 1289
aaaaagauaa augucugcuu gcu 23

10 <210> 1290
<211> 23
<212> RNA
<213> Artificial Sequence

15 <220>
<221> source
<223> /note="Description of Artificial Sequence: Synthetic oligonucleotide"

20 <400> 1290
aaaaagauaa augucugcuu gcu 23

<210> 1291
<211> 23
<212> RNA
25 <213> Artificial Sequence

<220>
<221> source
<223> /note="Description of Artificial Sequence: Synthetic oligonucleotide"

30 <400> 1291
aaaaagauaa augucugcuu gcu 23

<210> 1292
<211> 23
<212> RNA
35 <213> Artificial Sequence

<220>
<221> source
<223> /note="Description of Artificial Sequence: Synthetic oligonucleotide"

40 <400> 1292
aaaaagauaa augucugcuu gcu 23

45 <210> 1293
<211> 23
<212> RNA
<213> Artificial Sequence

50 <220>
<221> source
<223> /note="Description of Artificial Sequence: Synthetic oligonucleotide"

55 <400> 1293
aaaaagauaa augucugcuu gcu 23

<210> 1294

EP 2 929 031 B1

<211> 23
<212> RNA
<213> Artificial Sequence

5 <220>
<221> source
<223> /note="Description of Artificial Sequence: Synthetic oligonucleotide"

<400> 1294
10 aaaaagauaa augucugcuu gcu 23

<210> 1295
<211> 23
<212> RNA
15 <213> Artificial Sequence

<220>
<221> source
<223> /note="Description of Artificial Sequence: Synthetic oligonucleotide"

20 <400> 1295
aaaaagauaa augucugcuu gcu 23

<210> 1296
25 <211> 23
<212> RNA
<213> Artificial Sequence

<220>
30 <221> source
<223> /note="Description of Artificial Sequence: Synthetic oligonucleotide"

<400> 1296
35 aaaaagauaa augucugcuu gcu 23

<210> 1297
<211> 23
<212> RNA
40 <213> Artificial Sequence

<220>
<221> source
<223> /note="Description of Artificial Sequence: Synthetic oligonucleotide"

45 <400> 1297
aaaaagauaa augucugcuu gcu 23

<210> 1298
<211> 23
50 <212> RNA
<213> Artificial Sequence

<220>
<221> source
55 <223> /note="Description of Artificial Sequence: Synthetic oligonucleotide"

<400> 1298
aaaaagauaa augucugcuu gcu 23

EP 2 929 031 B1

<210> 1299
<211> 23
<212> RNA
<213> Artificial Sequence
5
<220>
<221> source
<223> /note="Description of Artificial Sequence: Synthetic oligonucleotide"
10
<400> 1299
aaaaagauaa augucugcuu gcu 23

<210> 1300
<211> 23
15
<212> RNA
<213> Artificial Sequence

<220>
<221> source
20
<223> /note="Description of Artificial Sequence: Synthetic oligonucleotide"

<400> 1300
aaaaagauaa augucugcuu gcu 23
25
<210> 1301
<211> 23
<212> RNA
<213> Artificial Sequence
30
<220>
<221> source
<223> /note="Description of Artificial Sequence: Synthetic oligonucleotide"

<400> 1301
35
aaaaagauaa augucugcuu gcu 23

<210> 1302
<211> 23
<212> RNA
40
<213> Artificial Sequence

<220>
<221> source
<223> /note="Description of Artificial Sequence: Synthetic oligonucleotide"
45
<400> 1302
aaaaagauaa augucugcuu gcu 23

<210> 1303
<211> 23
<212> RNA
50
<213> Artificial Sequence

<220>
<221> source
55
<223> /note="Description of Artificial Sequence: Synthetic oligonucleotide"

<400> 1303

EP 2 929 031 B1

aaaaagauaa augucugcuu gcu 23

<210> 1304
<211> 23
5 <212> RNA
<213> Artificial Sequence

<220>
<221> source
10 <223> /note="Description of Artificial Sequence: Synthetic oligonucleotide"

<400> 1304
aaaaagauaa augucugcuu gcu 23

15 <210> 1305
<211> 23
<212> RNA
<213> Artificial Sequence

20 <220>
<221> source
<223> /note="Description of Artificial Sequence: Synthetic oligonucleotide"

25 <400> 1305
aaaaagauaa augucugcuu gcu 23

30 <210> 1306
<211> 23
<212> RNA
<213> Artificial Sequence

35 <220>
<221> source
<223> /note="Description of Artificial Sequence: Synthetic oligonucleotide"

40 <400> 1306
aaaaagauaa augucugcuu gcu 23

45 <210> 1307
<211> 23
<212> RNA
<213> Artificial Sequence

50 <220>
<221> source
<223> /note="Description of Artificial Sequence: Synthetic oligonucleotide"

55 <400> 1307
aaaaagauaa augucugcuu gcu 23

<210> 1308
<211> 23
<212> RNA
<213> Artificial Sequence

<220>
<221> source
<223> /note="Description of Artificial Sequence: Synthetic oligonucleotide"

EP 2 929 031 B1

<400> 1308
aaaaagauaa augucugcuu gcu 23

5
<210> 1309
<211> 23
<212> RNA
<213> Artificial Sequence

10
<220>
<221> source
<223> /note="Description of Artificial Sequence: Synthetic oligonucleotide"

15
<400> 1309
aaaaagauaa augucugcuu gcu 23

20
<210> 1310
<211> 23
<212> RNA
<213> Artificial Sequence

25
<220>
<221> source
<223> /note="Description of Artificial Sequence: Synthetic oligonucleotide"

30
<400> 1310
aaaaagauaa augucugcuu gcu 23

35
<210> 1311
<211> 23
<212> RNA
<213> Artificial Sequence

40
<220>
<221> source
<223> /note="Description of Artificial Sequence: Synthetic oligonucleotide"

45
<400> 1311
aaaaagauaa augucugcuu gcu 23

50
<210> 1312
<211> 23
<212> RNA
<213> Artificial Sequence

55
<220>
<221> source
<223> /note="Description of Artificial Sequence: Synthetic oligonucleotide"

<400> 1312
aaaaagauaa augucugcuu gcu 23

<210> 1313
<211> 23
<212> RNA
<213> Artificial Sequence

<220>
<221> source

EP 2 929 031 B1

<223> /note="Description of Artificial Sequence: Synthetic oligonucleotide"

<400> 1313
aaaaagauaa augucugcuu gcu 23

5

<210> 1314
<211> 23
<212> RNA
<213> Artificial Sequence

10

<220>
<221> source
<223> /note="Description of Artificial Sequence: Synthetic oligonucleotide"

15

<400> 1314
aaaaagauaa augucugcuu gcu 23

<210> 1315
<211> 23
<212> RNA
<213> Artificial Sequence

20

<220>
<221> source
<223> /note="Description of Artificial Sequence: Synthetic oligonucleotide"

25

<400> 1315
aaaaagauaa augucugcuu gcu 23

<210> 1316
<211> 23
<212> RNA
<213> Artificial Sequence

30

<220>
<221> source
<223> /note="Description of Artificial Sequence: Synthetic oligonucleotide"

35

<400> 1316
aaaaagauaa augucugcuu gcu 23

<210> 1317
<211> 23
<212> RNA
<213> Artificial Sequence

40

<220>
<221> source
<223> /note="Description of Artificial Sequence: Synthetic oligonucleotide"

50

<400> 1317
aaaaagauaa augucugcuu gcu 23

<210> 1318
<211> 23
<212> RNA
<213> Artificial Sequence

55

EP 2 929 031 B1

<220>
<221> source
<223> /note="Description of Artificial Sequence: Synthetic oligonucleotide"
5 <400> 1318
aaaaagauaa augucugcuu gcu 23

<210> 1319
<211> 23
10 <212> RNA
<213> Artificial Sequence

<220>
<221> source
15 <223> /note="Description of Artificial Sequence: Synthetic oligonucleotide"

<400> 1319
aaaaagauaa augucugcuu gcu 23
20 <210> 1320
<211> 23
<212> RNA
<213> Artificial Sequence

<220>
<221> source
25 <223> /note="Description of Artificial Sequence: Synthetic oligonucleotide"

<400> 1320
30 aaaaagauaa augucugcuu gcu 23

<210> 1321
<211> 23
<212> RNA
35 <213> Artificial Sequence

<220>
<221> source
<223> /note="Description of Artificial Sequence: Synthetic oligonucleotide"
40 <400> 1321
aaaaagauaa augucugcuu gcu 23

<210> 1322
45 <211> 23
<212> RNA
<213> Artificial Sequence

<220>
<221> source
50 <223> /note="Description of Artificial Sequence: Synthetic oligonucleotide"

<400> 1322
55 aaaaagauaa augucugcuu gcu 23

<210> 1323
<211> 23
<212> RNA

EP 2 929 031 B1

<213> Artificial Sequence

<220>
<221> source
5 <223> /note="Description of Artificial Sequence: Synthetic oligonucleotide"

<400> 1323
aaaaagauaa augucugcuu gcu 23

10 <210> 1324
<211> 23
<212> RNA
<213> Artificial Sequence

15 <220>
<221> source
<223> /note="Description of Artificial Sequence: Synthetic oligonucleotide"

20 <400> 1324
aaaaagauaa augucugcuu gcu 23

<210> 1325
<211> 23
<212> RNA
25 <213> Artificial Sequence

<220>
<221> source
<223> /note="Description of Artificial Sequence: Synthetic oligonucleotide"

30 <400> 1325
aaaaagauaa augucugcuu gcu 23

<210> 1326
<211> 23
<212> RNA
35 <213> Artificial Sequence

<220>
<221> source
<223> /note="Description of Artificial Sequence: Synthetic oligonucleotide"

40 <400> 1326
aaaaagauaa augucugcuu gcu 23

45 <210> 1327
<211> 23
<212> RNA
<213> Artificial Sequence

50 <220>
<221> source
<223> /note="Description of Artificial Sequence: Synthetic oligonucleotide"

55 <400> 1327
aaaaagauaa augucugcuu gcu 23

<210> 1328

EP 2 929 031 B1

<211> 23
<212> RNA
<213> Artificial Sequence

5 <220>
<221> source
<223> /note="Description of Artificial Sequence: Synthetic oligonucleotide"

10 <400> 1328
aaaaagauaa augucugcuu gcu 23

<210> 1329
<211> 23
<212> RNA
15 <213> Artificial Sequence

<220>
<221> source
<223> /note="Description of Artificial Sequence: Synthetic oligonucleotide"

20 <400> 1329
aaaaagauaa augucugcuu gcu 23

<210> 1330
25 <211> 23
<212> RNA
<213> Artificial Sequence

<220>
30 <221> source
<223> /note="Description of Artificial Sequence: Synthetic oligonucleotide"

<400> 1330
35 aaaaagauaa augucugcuu gcu 23

<210> 1331
<211> 23
<212> RNA
40 <213> Artificial Sequence

<220>
<221> source
<223> /note="Description of Artificial Sequence: Synthetic oligonucleotide"

45 <400> 1331
aaaaagauaa augucugcuu gcu 23

<210> 1332
<211> 23
50 <212> RNA
<213> Artificial Sequence

<220>
<221> source
55 <223> /note="Description of Artificial Sequence: Synthetic oligonucleotide"

<400> 1332
aaaaagauaa augucugcuu gcu 23

EP 2 929 031 B1

5 <210> 1333
<211> 23
<212> RNA
<213> Artificial Sequence

<220>
<221> source
<223> /note="Description of Artificial Sequence: Synthetic oligonucleotide"

10 <400> 1333
aaaaagauaa augucugcuu gcu 23

15 <210> 1334
<211> 23
<212> RNA
<213> Artificial Sequence

<220>
<221> source
20 <223> /note="Description of Artificial Sequence: Synthetic oligonucleotide"

<400> 1334
aaaaagauaa augucugcuu gcu 23

25 <210> 1335
<211> 23
<212> RNA
<213> Artificial Sequence

30 <220>
<221> source
<223> /note="Description of Artificial Sequence: Synthetic oligonucleotide"

35 <400> 1335
aaaaagauaa augucugcuu gcu 23

40 <210> 1336
<211> 23
<212> RNA
<213> Artificial Sequence

<220>
<221> source
<223> /note="Description of Artificial Sequence: Synthetic oligonucleotide"

45 <400> 1336
aaaaagauaa augucugcuu gcu 23

50 <210> 1337
<211> 23
<212> RNA
<213> Artificial Sequence

55 <220>
<221> source
<223> /note="Description of Artificial Sequence: Synthetic oligonucleotide"

<400> 1337

EP 2 929 031 B1

aaaaagauaa augucugcuu gcu 23

<210> 1338
<211> 23
5 <212> RNA
<213> Artificial Sequence

<220>
<221> source
10 <223> /note="Description of Artificial Sequence: Synthetic oligonucleotide"

<400> 1338
aaaaagauaa augucugcuu gcu 23

15 <210> 1339
<211> 23
<212> RNA
<213> Artificial Sequence

20 <220>
<221> source
<223> /note="Description of Artificial Sequence: Synthetic oligonucleotide"

<400> 1339
25 aaaaagauaa augucugcuu gcu 23

<210> 1340
<211> 23
<212> RNA
30 <213> Artificial Sequence

<220>
<221> source
<223> /note="Description of Artificial Sequence: Synthetic oligonucleotide"

35 <400> 1340
aaaaagauaa augucugcuu gcu 23

<210> 1341
40 <211> 23
<212> RNA
<213> Artificial Sequence

<220>
<221> source
45 <223> /note="Description of Artificial Sequence: Synthetic oligonucleotide"

<400> 1341
50 aaaaagauaa augucugcuu gcu 23

<210> 1342
<211> 23
<212> RNA
<213> Artificial Sequence

55 <220>
<221> source
<223> /note="Description of Artificial Sequence: Synthetic oligonucleotide"

EP 2 929 031 B1

<400> 1342
aaaaagauaa augucugcuu gcu 23

5
<210> 1343
<211> 23
<212> RNA
<213> Artificial Sequence

10
<220>
<221> source
<223> /note="Description of Artificial Sequence: Synthetic oligonucleotide"

15
<400> 1343
aaaaagauaa augucugcuu gcu 23

20
<210> 1344
<211> 23
<212> RNA
<213> Artificial Sequence

25
<220>
<221> source
<223> /note="Description of Artificial Sequence: Synthetic oligonucleotide"

30
<400> 1344
aaaaagauaa augucugcuu gcu 23

35
<210> 1345
<211> 23
<212> RNA
<213> Artificial Sequence

40
<220>
<221> source
<223> /note="Description of Artificial Sequence: Synthetic oligonucleotide"

45
<400> 1345
aaaaagauaa augucugcuu gcu 23

50
<210> 1346
<211> 23
<212> RNA
<213> Artificial Sequence

55
<220>
<221> source
<223> /note="Description of Artificial Sequence: Synthetic oligonucleotide"

<400> 1346
aaaaagauaa augucugcuu gcu 23

<210> 1347
<211> 23
<212> RNA
<213> Artificial Sequence

<220>
<221> source

EP 2 929 031 B1

<223> /note="Description of Artificial Sequence: Synthetic oligonucleotide"

<400> 1347
aaaaagauaa augucugcuu gcu 23

5

<210> 1348
<211> 23
<212> RNA
<213> Artificial Sequence

10

<220>
<221> source
<223> /note="Description of Artificial Sequence: Synthetic oligonucleotide"

15

<400> 1348
aaaaagauaa augucugcuu gcu 23

<210> 1349
<211> 23
<212> RNA
<213> Artificial Sequence

20

<220>
<221> source
<223> /note="Description of Artificial Sequence: Synthetic oligonucleotide"

25

<400> 1349
aaaaagauaa augucugcuu gcu 23

<210> 1350
<211> 23
<212> RNA
<213> Artificial Sequence

30

<220>
<221> source
<223> /note="Description of Artificial Sequence: Synthetic oligonucleotide"

35

<400> 1350
aaaaagauaa augucugcuu gcu 23

40

<210> 1351
<211> 23
<212> RNA
<213> Artificial Sequence

45

<220>
<221> source
<223> /note="Description of Artificial Sequence: Synthetic oligonucleotide"

50

<400> 1351
aaaaagauaa augucugcuu gcu 23

<210> 1352
<211> 23
<212> RNA
<213> Artificial Sequence

55

EP 2 929 031 B1

<220>
<221> source
<223> /note="Description of Artificial Sequence: Synthetic oligonucleotide"
5 <400> 1352
aaaaagauaa augucugcuu gcu 23

<210> 1353
<211> 23
10 <212> RNA
<213> Artificial Sequence

<220>
<221> source
15 <223> /note="Description of Artificial Sequence: Synthetic oligonucleotide"

<400> 1353
aaaaagauaa augucugcuu gcu 23

20 <210> 1354
<211> 23
<212> RNA
<213> Artificial Sequence

25 <220>
<221> source
<223> /note="Description of Artificial Sequence: Synthetic oligonucleotide"

30 <400> 1354
aaaaagauaa augucugcuu gcu 23

<210> 1355
<211> 23
<212> RNA
35 <213> Artificial Sequence

<220>
<221> source
<223> /note="Description of Artificial Sequence: Synthetic oligonucleotide"
40 <400> 1355
aaaaagauaa augucugcuu gcu 23

<210> 1356
<211> 23
45 <212> RNA
<213> Artificial Sequence

<220>
<221> source
50 <223> /note="Description of Artificial Sequence: Synthetic oligonucleotide"

<400> 1356
aaaaagauaa augucugcuu gcu 23
55 <210> 1357
<211> 23
<212> RNA

EP 2 929 031 B1

<213> Artificial Sequence

<220>
<221> source
5 <223> /note="Description of Artificial Sequence: Synthetic oligonucleotide"

<400> 1357
aaaaagauaa augucugcuu gcu 23

10 <210> 1358
<211> 23
<212> RNA
<213> Artificial Sequence

15 <220>
<221> source
<223> /note="Description of Artificial Sequence: Synthetic oligonucleotide"

20 <400> 1358
aaaaagauaa augucugcuu gcu 23

<210> 1359
<211> 23
<212> RNA
25 <213> Artificial Sequence

<220>
<221> source
<223> /note="Description of Artificial Sequence: Synthetic oligonucleotide"

30 <400> 1359
aaaaagauaa augucugcuu gcu 23

<210> 1360
<211> 23
<212> RNA
35 <213> Artificial Sequence

<220>
<221> source
<223> /note="Description of Artificial Sequence: Synthetic oligonucleotide"

40 <400> 1360
aaaaagauaa augucugcuu gcu 23

45 <210> 1361
<211> 23
<212> RNA
<213> Artificial Sequence

50 <220>
<221> source
<223> /note="Description of Artificial Sequence: Synthetic oligonucleotide"

55 <400> 1361
aaaaagauaa augucugcuu gcu 23

<210> 1362

EP 2 929 031 B1

<211> 23
<212> RNA
<213> Artificial Sequence

5 <220>
<221> source
<223> /note="Description of Artificial Sequence: Synthetic oligonucleotide"

10 <400> 1362
aaaaagauaa augucugcuu gcu 23

<210> 1363
<211> 23
<212> RNA
15 <213> Artificial Sequence

<220>
<221> source
<223> /note="Description of Artificial Sequence: Synthetic oligonucleotide"

20 <400> 1363
aaaaagauaa augucugcuu gcu 23

<210> 1364
25 <211> 23
<212> RNA
<213> Artificial Sequence

<220>
30 <221> source
<223> /note="Description of Artificial Sequence: Synthetic oligonucleotide"

<400> 1364
35 aaaaagauaa augucugcuu gcu 23

<210> 1365
<211> 23
<212> RNA
<213> Artificial Sequence

40 <220>
<221> source
<223> /note="Description of Artificial Sequence: Synthetic oligonucleotide"

45 <400> 1365
aaaaagauaa augucugcuu gcu 23

<210> 1366
<211> 23
50 <212> RNA
<213> Artificial Sequence

<220>
<221> source
55 <223> /note="Description of Artificial Sequence: Synthetic oligonucleotide"

<400> 1366
aaaaagauaa augucugcuu gcu 23

EP 2 929 031 B1

5 <210> 1367
<211> 23
<212> RNA
<213> Artificial Sequence

<220>
<221> source
<223> /note="Description of Artificial Sequence: Synthetic oligonucleotide"

10 <400> 1367
aaaaagauaa augucugcuu gcu 23

<210> 1368
<211> 23
15 <212> RNA
<213> Artificial Sequence

<220>
<221> source
20 <223> /note="Description of Artificial Sequence: Synthetic oligonucleotide"

<400> 1368
acaaaagcaa aacaggucua gaa 23

25 <210> 1369
<211> 23
<212> RNA
<213> Artificial Sequence

30 <220>
<221> source
<223> /note="Description of Artificial Sequence: Synthetic oligonucleotide"

35 <400> 1369
acaaaagcaa aacaggucua gaa 23

<210> 1370
<211> 23
<212> RNA
40 <213> Artificial Sequence

<220>
<221> source
<223> /note="Description of Artificial Sequence: Synthetic oligonucleotide"

45 <400> 1370
acaaaagcaa aacaggucua gaa 23

<210> 1371
<211> 23
<212> RNA
50 <213> Artificial Sequence

<220>
<221> source
55 <223> /note="Description of Artificial Sequence: Synthetic oligonucleotide"

<400> 1371

EP 2 929 031 B1

acaaaagcaa aacaggucua gaa 23

5 <210> 1372
<211> 23
<212> RNA
<213> Artificial Sequence

<220>
<221> source
10 <223> /note="Description of Artificial Sequence: Synthetic oligonucleotide"

<400> 1372
acaaaagcaa aacaggucua gaa 23

15 <210> 1373
<211> 23
<212> RNA
<213> Artificial Sequence

20 <220>
<221> source
<223> /note="Description of Artificial Sequence: Synthetic oligonucleotide"

25 <400> 1373
acaaaagcaa aacaggucua gaa 23

30 <210> 1374
<211> 23
<212> RNA
<213> Artificial Sequence

<220>
<221> source
35 <223> /note="Description of Artificial Sequence: Synthetic oligonucleotide"

<400> 1374
acaaaagcaa aacaggucua gaa 23

40 <210> 1375
<211> 23
<212> RNA
<213> Artificial Sequence

45 <220>
<221> source
<223> /note="Description of Artificial Sequence: Synthetic oligonucleotide"

<400> 1375
acaaaagcaa aacaggucua gaa 23

50 <210> 1376
<211> 23
<212> RNA
<213> Artificial Sequence

55 <220>
<221> source
<223> /note="Description of Artificial Sequence: Synthetic oligonucleotide"

EP 2 929 031 B1

<400> 1376
acaaaagcaa aacaggucua gaa 23

5
<210> 1377
<211> 23
<212> RNA
<213> Artificial Sequence

10
<220>
<221> source
<223> /note="Description of Artificial Sequence: Synthetic oligonucleotide"

15
<400> 1377
acaaaagcaa aacaggucua gaa 23

20
<210> 1378
<211> 23
<212> RNA
<213> Artificial Sequence

25
<220>
<221> source
<223> /note="Description of Artificial Sequence: Synthetic oligonucleotide"

30
<400> 1378
acaaaagcaa aacaggucua gaa 23

35
<210> 1379
<211> 23
<212> RNA
<213> Artificial Sequence

40
<220>
<221> source
<223> /note="Description of Artificial Sequence: Synthetic oligonucleotide"

45
<400> 1379
acaaaagcaa aacaggucua gaa 23

50
<210> 1380
<211> 23
<212> RNA
<213> Artificial Sequence

55
<220>
<221> source
<223> /note="Description of Artificial Sequence: Synthetic oligonucleotide"

<400> 1380
acaaaagcaa aacaggucua gaa 23

<210> 1381
<211> 23
<212> RNA
<213> Artificial Sequence

<220>
<221> source

EP 2 929 031 B1

<223> /note="Description of Artificial Sequence: Synthetic oligonucleotide"

<400> 1381
acaaaagcaa aacaggucua gaa 23

5

<210> 1382
<211> 23
<212> RNA
<213> Artificial Sequence

10

<220>
<221> source
<223> /note="Description of Artificial Sequence: Synthetic oligonucleotide"

15

<400> 1382
acaaaagcaa aacaggucua gaa 23

<210> 1383
<211> 23
<212> RNA
<213> Artificial Sequence

20

<220>
<221> source
<223> /note="Description of Artificial Sequence: Synthetic oligonucleotide"

25

<400> 1383
acaaaagcaa aacaggucua gaa 23

<210> 1384
<211> 23
<212> RNA
<213> Artificial Sequence

30

<220>
<221> source
<223> /note="Description of Artificial Sequence: Synthetic oligonucleotide"

35

<400> 1384
acaaaagcaa aacaggucua gaa 23

40

<210> 1385
<211> 23
<212> RNA
<213> Artificial Sequence

45

<220>
<221> source
<223> /note="Description of Artificial Sequence: Synthetic oligonucleotide"

50

<400> 1385
acaaaagcaa aacaggucua gaa 23

<210> 1386
<211> 23
<212> RNA
<213> Artificial Sequence

55

EP 2 929 031 B1

<220>
<221> source
<223> /note="Description of Artificial Sequence: Synthetic oligonucleotide"
5 <400> 1386
acaaaagcaa aacaggucua gaa 23

<210> 1387
<211> 23
10 <212> RNA
<213> Artificial Sequence

<220>
<221> source
15 <223> /note="Description of Artificial Sequence: Synthetic oligonucleotide"

<400> 1387
acaaaagcaa aacaggucua gaa 23

20 <210> 1388
<211> 23
<212> RNA
<213> Artificial Sequence

25 <220>
<221> source
<223> /note="Description of Artificial Sequence: Synthetic oligonucleotide"

30 <400> 1388
acaaaagcaa aacaggucua gaa 23

<210> 1389
<211> 23
<212> RNA
35 <213> Artificial Sequence

<220>
<221> source
<223> /note="Description of Artificial Sequence: Synthetic oligonucleotide"
40 <400> 1389
acaaaagcaa aacaggucua gaa 23

<210> 1390
<211> 23
<212> RNA
45 <213> Artificial Sequence

<220>
<221> source
50 <223> /note="Description of Artificial Sequence: Synthetic oligonucleotide"

<400> 1390
acaaaagcaa aacaggucua gaa 23
55 <210> 1391
<211> 23
<212> RNA

EP 2 929 031 B1

<213> Artificial Sequence

<220>
<221> source
5 <223> /note="Description of Artificial Sequence: Synthetic oligonucleotide"

<400> 1391
acaaaagcaa aacaggucua gaa 23

10 <210> 1392
<211> 23
<212> RNA
<213> Artificial Sequence

15 <220>
<221> source
<223> /note="Description of Artificial Sequence: Synthetic oligonucleotide"

20 <400> 1392
acaaaagcaa aacaggucua gaa 23

<210> 1393
<211> 23
<212> RNA
25 <213> Artificial Sequence

<220>
<221> source
<223> /note="Description of Artificial Sequence: Synthetic oligonucleotide"

30 <400> 1393
acaaaagcaa aacaggucua gaa 23

<210> 1394
<211> 23
<212> RNA
35 <213> Artificial Sequence

<220>
<221> source
<223> /note="Description of Artificial Sequence: Synthetic oligonucleotide"

40 <400> 1394
acaaaagcaa aacaggucua gaa 23

45 <210> 1395
<211> 23
<212> RNA
<213> Artificial Sequence

50 <220>
<221> source
<223> /note="Description of Artificial Sequence: Synthetic oligonucleotide"

55 <400> 1395
acaaaagcaa aacaggucua gaa 23

<210> 1396

EP 2 929 031 B1

<211> 23
<212> RNA
<213> Artificial Sequence

5 <220>
<221> source
<223> /note="Description of Artificial Sequence: Synthetic oligonucleotide"

<400> 1396
10 acaaaagcaa aacaggucua gaa 23

<210> 1397
<211> 23
<212> RNA
15 <213> Artificial Sequence

<220>
<221> source
<223> /note="Description of Artificial Sequence: Synthetic oligonucleotide"

20 <400> 1397
acaaaagcaa aacaggucua gaa 23

<210> 1398
25 <211> 23
<212> RNA
<213> Artificial Sequence

<220>
30 <221> source
<223> /note="Description of Artificial Sequence: Synthetic oligonucleotide"

<400> 1398
35 acaaaagcaa aacaggucua gaa 23

<210> 1399
<211> 23
<212> RNA
40 <213> Artificial Sequence

<220>
<221> source
<223> /note="Description of Artificial Sequence: Synthetic oligonucleotide"

45 <400> 1399
acaaaagcaa aacaggucua gaa 23

<210> 1400
<211> 23
50 <212> RNA
<213> Artificial Sequence

<220>
<221> source
55 <223> /note="Description of Artificial Sequence: Synthetic oligonucleotide"

<400> 1400
acaaaagcaa aacaggucua gaa 23

EP 2 929 031 B1

5
<210> 1401
<211> 23
<212> RNA
<213> Artificial Sequence

<220>
<221> source
<223> /note="Description of Artificial Sequence: Synthetic oligonucleotide"

10 <400> 1401
acaaaagcaa aacaggucua gaa 23

<210> 1402
<211> 23
15 <212> RNA
<213> Artificial Sequence

<220>
<221> source
20 <223> /note="Description of Artificial Sequence: Synthetic oligonucleotide"

<400> 1402
acaaaagcaa aacaggucua gaa 23

25 <210> 1403
<211> 23
<212> RNA
<213> Artificial Sequence

30 <220>
<221> source
<223> /note="Description of Artificial Sequence: Synthetic oligonucleotide"

<400> 1403
35 acaaaagcaa aacaggucua gaa 23

<210> 1404
<211> 23
<212> RNA
40 <213> Artificial Sequence

<220>
<221> source
<223> /note="Description of Artificial Sequence: Synthetic oligonucleotide"

45 <400> 1404
acaaaagcaa aacaggucua gaa 23

<210> 1405
<211> 23
<212> RNA
50 <213> Artificial Sequence

<220>
<221> source
55 <223> /note="Description of Artificial Sequence: Synthetic oligonucleotide"

<400> 1405

EP 2 929 031 B1

acaaaagcaa aacaggucua gaa 23

5 <210> 1406
<211> 23
<212> RNA
<213> Artificial Sequence

10 <220>
<221> source
<223> /note="Description of Artificial Sequence: Synthetic oligonucleotide"

15 <400> 1406
acaaaagcaa aacaggucua gaa 23

20 <210> 1407
<211> 21
<212> RNA
<213> Artificial Sequence

25 <220>
<221> source
<223> /note="Description of Artificial Sequence: Synthetic oligonucleotide"

30 <400> 1407
acaaaagcaa aacaggucua g 21

35 <210> 1408
<211> 23
<212> RNA
<213> Artificial Sequence

40 <220>
<221> source
<223> /note="Description of Artificial Sequence: Synthetic oligonucleotide"

45 <400> 1408
acaaaagcaa aacaggucua gaa 23

50 <210> 1409
<211> 23
<212> RNA
<213> Artificial Sequence

55 <220>
<221> source
<223> /note="Description of Artificial Sequence: Synthetic oligonucleotide"

<400> 1409
acaaaagcaa aacaggucua gaa 23

<210> 1410
<211> 23
<212> RNA
<213> Artificial Sequence

<220>
<221> source
<223> /note="Description of Artificial Sequence: Synthetic oligonucleotide"

EP 2 929 031 B1

<400> 1410
acaaaagcaa aacaggucua gaa 23

5
<210> 1411
<211> 23
<212> RNA
<213> Artificial Sequence

10
<220>
<221> source
<223> /note="Description of Artificial Sequence: Synthetic oligonucleotide"

15
<400> 1411
acaaaagcaa aacaggucua gaa 23

20
<210> 1412
<211> 23
<212> RNA
<213> Artificial Sequence

25
<220>
<221> source
<223> /note="Description of Artificial Sequence: Synthetic oligonucleotide"

30
<400> 1412
acaaaagcaa aacaggucua gaa 23

35
<210> 1413
<211> 23
<212> RNA
<213> Artificial Sequence

40
<220>
<221> source
<223> /note="Description of Artificial Sequence: Synthetic oligonucleotide"

45
<400> 1413
acaaaagcaa aacaggucua gaa 23

50
<210> 1414
<211> 23
<212> RNA
<213> Artificial Sequence

55
<220>
<221> source
<223> /note="Description of Artificial Sequence: Synthetic oligonucleotide"

<400> 1414
acaaaagcaa aacaggucua gaa 23

<210> 1415
<211> 23
<212> RNA
<213> Artificial Sequence

<220>
<221> source

EP 2 929 031 B1

<223> /note="Description of Artificial Sequence: Synthetic oligonucleotide"

<400> 1415
acaaaagcaa aacaggucua gaa 23

5

<210> 1416
<211> 23
<212> RNA
<213> Artificial Sequence

10

<220>
<221> source
<223> /note="Description of Artificial Sequence: Synthetic oligonucleotide"

15

<400> 1416
acaaaagcaa aacaggucua gaa 23

<210> 1417
<211> 23
<212> RNA
<213> Artificial Sequence

20

<220>
<221> source
<223> /note="Description of Artificial Sequence: Synthetic oligonucleotide"

25

<400> 1417
acaaaagcaa aacaggucua gaa 23

<210> 1418
<211> 23
<212> RNA
<213> Artificial Sequence

30

<220>
<221> source
<223> /note="Description of Artificial Sequence: Synthetic oligonucleotide"

35

<400> 1418
acaaaagcaa aacaggucua gaa 23

40

<210> 1419
<211> 23
<212> RNA
<213> Artificial Sequence

45

<220>
<221> source
<223> /note="Description of Artificial Sequence: Synthetic oligonucleotide"

50

<400> 1419
acaaaagcaa aacaggucua gaa 23

<210> 1420
<211> 23
<212> RNA
<213> Artificial Sequence

55

EP 2 929 031 B1

<220>
<221> source
<223> /note="Description of Artificial Sequence: Synthetic oligonucleotide"
5 <400> 1420
acaaaagcaa aacaggucua gaa 23

<210> 1421
<211> 23
10 <212> RNA
<213> Artificial Sequence

<220>
<221> source
15 <223> /note="Description of Artificial Sequence: Synthetic oligonucleotide"

<400> 1421
acaaaagcaa aacaggucua gaa 23

20 <210> 1422
<211> 23
<212> RNA
<213> Artificial Sequence

25 <220>
<221> source
<223> /note="Description of Artificial Sequence: Synthetic oligonucleotide"

30 <400> 1422
acaaaagcaa aacaggucua gaa 23

<210> 1423
<211> 23
<212> RNA
35 <213> Artificial Sequence

<220>
<221> source
<223> /note="Description of Artificial Sequence: Synthetic oligonucleotide"
40 <400> 1423
acaaaagcaa aacaggucua gaa 23

<210> 1424
<211> 23
45 <212> RNA
<213> Artificial Sequence

<220>
<221> source
50 <223> /note="Description of Artificial Sequence: Synthetic oligonucleotide"

<400> 1424
acaaaagcaa aacaggucua gaa 23
55 <210> 1425
<211> 23
<212> RNA

EP 2 929 031 B1

<213> Artificial Sequence

<220>
<221> source
5 <223> /note="Description of Artificial Sequence: Synthetic oligonucleotide"

<400> 1425
acaaaagcaa aacaggucua gaa 23

10 <210> 1426
<211> 22
<212> RNA
<213> Artificial Sequence

15 <220>
<221> source
<223> /note="Description of Artificial Sequence: Synthetic oligonucleotide"

20 <400> 1426
acaaaagcaa aacaggucua ga 22

<210> 1427
<211> 22
<212> RNA
25 <213> Artificial Sequence

<220>
<221> source
<223> /note="Description of Artificial Sequence: Synthetic oligonucleotide"

30 <400> 1427
acaaaagcaa aacaggucua ga 22

<210> 1428
<211> 22
<212> RNA
35 <213> Artificial Sequence

<220>
<221> source
<223> /note="Description of Artificial Sequence: Synthetic oligonucleotide"

40 <400> 1428
acaaaagcaa aacaggucua ga 22

45 <210> 1429
<211> 22
<212> RNA
<213> Artificial Sequence

50 <220>
<221> source
<223> /note="Description of Artificial Sequence: Synthetic oligonucleotide"

55 <400> 1429
acaaaagcaa aacaggucua ga 22

<210> 1430

EP 2 929 031 B1

<211> 22
<212> RNA
<213> Artificial Sequence

5 <220>
<221> source
<223> /note="Description of Artificial Sequence: Synthetic oligonucleotide"

<400> 1430
10 acaaaagcaa aacaggucua ga 22

<210> 1431
<211> 21
<212> RNA
15 <213> Artificial Sequence

<220>
<221> source
<223> /note="Description of Artificial Sequence: Synthetic oligonucleotide"

20 <400> 1431
acaaaagcaa aacaggucua g 21

<210> 1432
25 <211> 20
<212> RNA
<213> Artificial Sequence

<220>
30 <221> source
<223> /note="Description of Artificial Sequence: Synthetic oligonucleotide"

<400> 1432
35 acaaaagcaa aacaggucua 20

<210> 1433
<211> 19
<212> RNA
40 <213> Artificial Sequence

<220>
<221> source
<223> /note="Description of Artificial Sequence: Synthetic oligonucleotide"

45 <400> 1433
acaaaagcaa aacaggucu 19

<210> 1434
<211> 19
50 <212> RNA
<213> Artificial Sequence

<220>
<221> source
55 <223> /note="Description of Artificial Sequence: Synthetic oligonucleotide"

<400> 1434
acaaaagcaa aacaggucu 19

EP 2 929 031 B1

<210> 1435
<211> 20
<212> RNA
<213> Artificial Sequence
5
<220>
<221> source
<223> /note="Description of Artificial Sequence: Synthetic oligonucleotide"
10
<400> 1435
acaaaagcaa aacaggucua 20
<210> 1436
<211> 20
15
<212> RNA
<213> Artificial Sequence
<220>
<221> source
20
<223> /note="Description of Artificial Sequence: Synthetic oligonucleotide"
<400> 1436
acaaaagcaa aacaggucua 20
25
<210> 1437
<211> 20
<212> RNA
<213> Artificial Sequence
30
<220>
<221> source
<223> /note="Description of Artificial Sequence: Synthetic oligonucleotide"
<400> 1437
35
acaaaagcaa aacaggucua 20
<210> 1438
<211> 21
<212> RNA
40
<213> Artificial Sequence
<220>
<221> source
<223> /note="Description of Artificial Sequence: Synthetic oligonucleotide"
45
<400> 1438
acaaaagcaa aacaggucua g 21
<210> 1439
<211> 21
<212> RNA
50
<213> Artificial Sequence
<220>
<221> source
55
<223> /note="Description of Artificial Sequence: Synthetic oligonucleotide"
<400> 1439

EP 2 929 031 B1

acaaaagcaa aacaggucua g 21

<210> 1440
<211> 21
5 <212> RNA
<213> Artificial Sequence

<220>
<221> source
10 <223> /note="Description of Artificial Sequence: Synthetic oligonucleotide"

<400> 1440
acaaaagcaa aacaggucua g 21

15 <210> 1441
<211> 23
<212> RNA
<213> Artificial Sequence

20 <220>
<221> source
<223> /note="Description of Artificial Sequence: Synthetic oligonucleotide"

<400> 1441
25 acaaaaagcaa aacaggucua gaa 23

<210> 1442
<211> 23
<212> RNA
30 <213> Artificial Sequence

<220>
<221> source
<223> /note="Description of Artificial Sequence: Synthetic oligonucleotide"

35 <400> 1442
acaaaagcaa aacaggucua gaa 23

<210> 1443
<211> 23
<212> RNA
40 <213> Artificial Sequence

<220>
<221> source
45 <223> /note="Description of Artificial Sequence: Synthetic oligonucleotide"

<400> 1443
50 acaaaaagcaa aacaggucua gaa 23

<210> 1444
<211> 23
<212> RNA
55 <213> Artificial Sequence

<220>
<221> source
<223> /note="Description of Artificial Sequence: Synthetic oligonucleotide"

EP 2 929 031 B1

<400> 1444
acaaaagcaa aacaggucua gaa 23

5
<210> 1445
<211> 23
<212> RNA
<213> Artificial Sequence

10
<220>
<221> source
<223> /note="Description of Artificial Sequence: Synthetic oligonucleotide"

15
<400> 1445
acaaaagcaa aacaggucua gaa 23

20
<210> 1446
<211> 23
<212> RNA
<213> Artificial Sequence

25
<220>
<221> source
<223> /note="Description of Artificial Sequence: Synthetic oligonucleotide"

30
<400> 1446
acaaaagcaa aacaggucua gaa 23

35
<210> 1447
<211> 23
<212> RNA
<213> Artificial Sequence

40
<220>
<221> source
<223> /note="Description of Artificial Sequence: Synthetic oligonucleotide"

45
<400> 1447
acaaaagcaa aacaggucua gaa 23

50
<210> 1448
<211> 23
<212> RNA
<213> Artificial Sequence

55
<220>
<221> source
<223> /note="Description of Artificial Sequence: Synthetic oligonucleotide"

60
<400> 1448
acaaaagcaa aacaggucua gaa 23

65
<210> 1449
<211> 23
<212> RNA
<213> Artificial Sequence

70
<220>
<221> source

EP 2 929 031 B1

<223> /note="Description of Artificial Sequence: Synthetic oligonucleotide"

<400> 1449
acaaaagcaa aacaggucua gaa 23

5

<210> 1450
<211> 23
<212> RNA
<213> Artificial Sequence

10

<220>
<221> source
<223> /note="Description of Artificial Sequence: Synthetic oligonucleotide"

15

<400> 1450
acaaaagcaa aacaggucua gaa 23

<210> 1451
<211> 23
<212> RNA
<213> Artificial Sequence

20

<220>
<221> source
<223> /note="Description of Artificial Sequence: Synthetic oligonucleotide"

25

<400> 1451
acaaaagcaa aacaggucua gaa 23

<210> 1452
<211> 23
<212> RNA
<213> Artificial Sequence

30

<220>
<221> source
<223> /note="Description of Artificial Sequence: Synthetic oligonucleotide"

35

<400> 1452
acaaaagcaa aacaggucua gaa 23

40

<210> 1453
<211> 23
<212> RNA
<213> Artificial Sequence

45

<220>
<221> source
<223> /note="Description of Artificial Sequence: Synthetic oligonucleotide"

50

<400> 1453
acaaaagcaa aacaggucua gaa 23

<210> 1454
<211> 23
<212> RNA
<213> Artificial Sequence

55

EP 2 929 031 B1

<220>
<221> source
<223> /note="Description of Artificial Sequence: Synthetic oligonucleotide"
5 <400> 1454
acaaaagcaa aacaggucua gaa 23

<210> 1455
<211> 23
10 <212> RNA
<213> Artificial Sequence

<220>
<221> source
15 <223> /note="Description of Artificial Sequence: Synthetic oligonucleotide"

<400> 1455
acaaaagcaa aacaggucua gaa 23

20 <210> 1456
<211> 23
<212> RNA
<213> Artificial Sequence

25 <220>
<221> source
<223> /note="Description of Artificial Sequence: Synthetic oligonucleotide"

30 <400> 1456
acaaaagcaa aacaggucua gaa 23

<210> 1457
<211> 23
<212> RNA
35 <213> Artificial Sequence

<220>
<221> source
<223> /note="Description of Artificial Sequence: Synthetic oligonucleotide"
40 <400> 1457
acaaaagcaa aacaggucua gaa 23

<210> 1458
<211> 23
45 <212> RNA
<213> Artificial Sequence

<220>
<221> source
50 <223> /note="Description of Artificial Sequence: Synthetic oligonucleotide"

<400> 1458
acaaaagcaa aacaggucua gaa 23
55 <210> 1459
<211> 23
<212> RNA

EP 2 929 031 B1

<213> Artificial Sequence

<220>
<221> source
5 <223> /note="Description of Artificial Sequence: Synthetic oligonucleotide"

<400> 1459
acaaaagcaa aacaggucua gaa 23

10 <210> 1460
<211> 23
<212> RNA
<213> Artificial Sequence

15 <220>
<221> source
<223> /note="Description of Artificial Sequence: Synthetic oligonucleotide"

20 <400> 1460
acaaaagcaa aacaggucua gaa 23

<210> 1461
<211> 23
<212> RNA
25 <213> Artificial Sequence

<220>
<221> source
<223> /note="Description of Artificial Sequence: Synthetic oligonucleotide"

30 <400> 1461
acaaaagcaa aacaggucua gaa 23

<210> 1462
<211> 23
<212> RNA
35 <213> Artificial Sequence

<220>
<221> source
<223> /note="Description of Artificial Sequence: Synthetic oligonucleotide"

40 <400> 1462
acaaaagcaa aacaggucua gaa 23

45 <210> 1463
<211> 23
<212> RNA
<213> Artificial Sequence

50 <220>
<221> source
<223> /note="Description of Artificial Sequence: Synthetic oligonucleotide"

55 <400> 1463
aaaaagauaa augucugcuu gcu 23

<210> 1464

EP 2 929 031 B1

<211> 23
<212> RNA
<213> Artificial Sequence

5 <220>
<221> source
<223> /note="Description of Artificial Sequence: Synthetic oligonucleotide"

<400> 1464
10 aagcaaaaca ggucuagaaa agu 23

<210> 1465
<211> 21
<212> RNA
15 <213> Artificial Sequence

<220>
<221> source
<223> /note="Description of Artificial Sequence: Synthetic oligonucleotide"

20 <400> 1465
acaaaagcaa aacaggucua g 21

<210> 1466
25 <211> 21
<212> RNA
<213> Artificial Sequence

<220>
30 <221> source
<223> /note="Description of Artificial Sequence: Synthetic oligonucleotide"

<400> 1466
35 acaaaagcaa aacaggucua g 21

<210> 1467
<211> 21
<212> RNA
40 <213> Artificial Sequence

<220>
<221> source
<223> /note="Description of Artificial Sequence: Synthetic oligonucleotide"

45 <400> 1467
acaaaagcaa aacaggucua g 21

<210> 1468
<211> 21
50 <212> RNA
<213> Artificial Sequence

<220>
<221> source
55 <223> /note="Description of Artificial Sequence: Synthetic oligonucleotide"

<400> 1468
acaaaagcaa aacaggucua g 21

EP 2 929 031 B1

<210> 1469
<211> 21
<212> RNA
<213> Artificial Sequence
5
<220>
<221> source
<223> /note="Description of Artificial Sequence: Synthetic oligonucleotide"
10
<400> 1469
acaaaagcaa aacaggucua g 21
<210> 1470
<211> 21
15
<212> RNA
<213> Artificial Sequence
<220>
<221> source
20
<223> /note="Description of Artificial Sequence: Synthetic oligonucleotide"
<400> 1470
acaaaagcaa aacaggucua g 21
25
<210> 1471
<211> 23
<212> RNA
<213> Artificial Sequence
30
<220>
<221> source
<223> /note="Description of Artificial Sequence: Synthetic oligonucleotide"
35
<400> 1471
acaaaagcaa aacaggucua gaa 23
<210> 1472
<211> 23
<212> RNA
40
<213> Artificial Sequence
<220>
<221> source
<223> /note="Description of Artificial Sequence: Synthetic oligonucleotide"
45
<400> 1472
acaaaagcaa aacaggucua gaa 23
<210> 1473
<211> 23
<212> RNA
50
<213> Artificial Sequence
<220>
<221> source
55
<223> /note="Description of Artificial Sequence: Synthetic oligonucleotide"
<400> 1473

EP 2 929 031 B1

acaaaagcaa aacaggucua gaa 23

5 <210> 1474
<211> 23
<212> RNA
<213> Artificial Sequence

10 <220>
<221> source
<223> /note="Description of Artificial Sequence: Synthetic oligonucleotide"

15 <400> 1474
acaaaagcaa aacaggucua gaa 23

20 <210> 1475
<211> 23
<212> RNA
<213> Artificial Sequence

25 <220>
<221> source
<223> /note="Description of Artificial Sequence: Synthetic oligonucleotide"

30 <400> 1475
acaaaagcaa aacaggucua gaa 23

35 <210> 1476
<211> 23
<212> RNA
<213> Artificial Sequence

40 <220>
<221> source
<223> /note="Description of Artificial Sequence: Synthetic oligonucleotide"

45 <400> 1476
acaaaagcaa aacaggucua gaa 23

50 <210> 1477
<211> 23
<212> RNA
<213> Artificial Sequence

55 <220>
<221> source
<223> /note="Description of Artificial Sequence: Synthetic oligonucleotide"

EP 2 929 031 B1

<400> 1478
acaaaagcaa aacaggucua gaa 23

5
<210> 1479
<211> 23
<212> RNA
<213> Artificial Sequence

10
<220>
<221> source
<223> /note="Description of Artificial Sequence: Synthetic oligonucleotide"

15
<400> 1479
acaaaagcaa aacaggucua gaa 23

20
<210> 1480
<211> 23
<212> RNA
<213> Artificial Sequence

25
<220>
<221> source
<223> /note="Description of Artificial Sequence: Synthetic oligonucleotide"

30
<400> 1480
acaaaagcaa aacaggucua gaa 23

35
<210> 1481
<211> 23
<212> RNA
<213> Artificial Sequence

40
<220>
<221> source
<223> /note="Description of Artificial Sequence: Synthetic oligonucleotide"

45
<400> 1481
acaaaagcaa aacaggucua gaa 23

50
<210> 1482
<211> 23
<212> RNA
<213> Artificial Sequence

55
<220>
<221> source
<223> /note="Description of Artificial Sequence: Synthetic oligonucleotide"

<400> 1482
acaaaagcaa aacaggucua gaa 23

<210> 1483
<211> 21
<212> RNA
<213> Artificial Sequence

<220>
<221> source

EP 2 929 031 B1

<223> /note="Description of Artificial Sequence: Synthetic oligonucleotide"

<400> 1483
acaaaagcaa aacaggucua g 21

5

<210> 1484
<211> 21
<212> RNA
<213> Artificial Sequence

10

<220>
<221> source
<223> /note="Description of Artificial Sequence: Synthetic oligonucleotide"

15

<400> 1484
acaaaagcaa aacaggucua g 21

<210> 1485
<211> 23
<212> RNA
<213> Artificial Sequence

20

<220>
<221> source
<223> /note="Description of Artificial Sequence: Synthetic oligonucleotide"

25

<400> 1485
acaaaagcaa aacaggucua gaa 23

30

<210> 1486
<211> 23
<212> RNA
<213> Artificial Sequence

35

<220>
<221> source
<223> /note="Description of Artificial Sequence: Synthetic oligonucleotide"

40

<400> 1486
acaaaagcaa aacaggucua gaa 23

<210> 1487
<211> 23
<212> RNA
<213> Artificial Sequence

45

<220>
<221> source
<223> /note="Description of Artificial Sequence: Synthetic oligonucleotide"

50

<400> 1487
acaaaagcaa aacaggucua gaa 23

<210> 1488
<211> 23
<212> RNA
<213> Artificial Sequence

55

EP 2 929 031 B1

<220>
<221> source
<223> /note="Description of Artificial Sequence: Synthetic oligonucleotide"
5 <400> 1488
acaaaagcaa aacaggucua gaa 23

<210> 1489
<211> 23
10 <212> RNA
<213> Artificial Sequence

<220>
<221> source
15 <223> /note="Description of Artificial Sequence: Synthetic oligonucleotide"

<400> 1489
acaaaagcaa aacaggucua gaa 23

20 <210> 1490
<211> 23
<212> RNA
<213> Artificial Sequence

25 <220>
<221> source
<223> /note="Description of Artificial Sequence: Synthetic oligonucleotide"

30 <400> 1490
acaaaagcaa aacaggucua gaa 23

<210> 1491
<211> 23
<212> RNA
35 <213> Artificial Sequence

<220>
<221> source
<223> /note="Description of Artificial Sequence: Synthetic oligonucleotide"
40

<400> 1491
acaaaagcaa aacaggucua gaa 23

<210> 1492
<211> 23
45 <212> RNA
<213> Artificial Sequence

<220>
<221> source
50 <223> /note="Description of Artificial Sequence: Synthetic oligonucleotide"

<400> 1492
acaaaagcaa aacaggucua gaa 23
55

<210> 1493
<211> 23
<212> RNA

EP 2 929 031 B1

<213> Artificial Sequence

<220>
<221> source
5 <223> /note="Description of Artificial Sequence: Synthetic oligonucleotide"

<400> 1493
acaaaagcaa aacaggucua gaa 23

10 <210> 1494
<211> 23
<212> RNA
<213> Artificial Sequence

15 <220>
<221> source
<223> /note="Description of Artificial Sequence: Synthetic oligonucleotide"

20 <400> 1494
acaaaagcaa aacaggucua gaa 23

<210> 1495
<211> 23
<212> RNA
25 <213> Artificial Sequence

<220>
<221> source
<223> /note="Description of Artificial Sequence: Synthetic oligonucleotide"

30 <400> 1495
acaaaagcaa aacaggucua gaa 23

<210> 1496
<211> 23
<212> RNA
35 <213> Artificial Sequence

<220>
<221> source
<223> /note="Description of Artificial Sequence: Synthetic oligonucleotide"

40 <400> 1496
acaaaagcaa aacaggucua gaa 23

45 <210> 1497
<211> 23
<212> RNA
<213> Artificial Sequence

50 <220>
<221> source
<223> /note="Description of Artificial Sequence: Synthetic oligonucleotide"

55 <400> 1497
acaaaagcaa aacaggucua gaa 23

<210> 1498

EP 2 929 031 B1

<211> 23
<212> RNA
<213> Artificial Sequence

5 <220>
<221> source
<223> /note="Description of Artificial Sequence: Synthetic oligonucleotide"

<400> 1498
10 acaaaagcaa aacaggucua gaa 23

<210> 1499
<211> 23
<212> RNA
15 <213> Artificial Sequence

<220>
<221> source
<223> /note="Description of Artificial Sequence: Synthetic oligonucleotide"

20 <400> 1499
acaaaagcaa aacaggucua gaa 23

<210> 1500
25 <211> 23
<212> RNA
<213> Artificial Sequence

<220>
30 <221> source
<223> /note="Description of Artificial Sequence: Synthetic oligonucleotide"

<400> 1500
35 acaaaagcaa aacaggucua gaa 23

<210> 1501
<211> 23
<212> RNA
40 <213> Artificial Sequence

<220>
<221> source
<223> /note="Description of Artificial Sequence: Synthetic oligonucleotide"

45 <400> 1501
acaaaagcaa aacaggucua gaa 23

<210> 1502
<211> 23
50 <212> RNA
<213> Artificial Sequence

<220>
<221> source
55 <223> /note="Description of Artificial Sequence: Synthetic oligonucleotide"

<400> 1502
acaaaagcaa aacaggucua gaa 23

EP 2 929 031 B1

5
<210> 1503
<211> 23
<212> RNA
<213> Artificial Sequence
<220>
<221> source
<223> /note="Description of Artificial Sequence: Synthetic oligonucleotide"
10
<400> 1503
acaaaagcaa aacaggucua gaa 23
<210> 1504
<211> 23
15
<212> RNA
<213> Artificial Sequence
<220>
<221> source
20
<223> /note="Description of Artificial Sequence: Synthetic oligonucleotide"
<400> 1504
acaaaagcaa aacaggucua gaa 23
25
<210> 1505
<211> 23
<212> RNA
<213> Artificial Sequence
30
<220>
<221> source
<223> /note="Description of Artificial Sequence: Synthetic oligonucleotide"
<400> 1505
35
acaaaagcaa aacaggucua gaa 23
<210> 1506
<211> 23
<212> RNA
40
<213> Artificial Sequence
<220>
<221> source
<223> /note="Description of Artificial Sequence: Synthetic oligonucleotide"
45
<400> 1506
acaaaagcaa aacaggucua gaa 23
<210> 1507
<211> 23
<212> RNA
50
<213> Artificial Sequence
<220>
<221> source
55
<223> /note="Description of Artificial Sequence: Synthetic oligonucleotide"
<400> 1507

EP 2 929 031 B1

acaaaagcaa aacaggucua gaa 23

5 <210> 1508
<211> 23
<212> RNA
<213> Artificial Sequence

10 <220>
<221> source
<223> /note="Description of Artificial Sequence: Synthetic oligonucleotide"

15 <400> 1508
acaaaagcaa aacaggucua gaa 23

20 <210> 1509
<211> 23
<212> RNA
<213> Artificial Sequence

25 <220>
<221> source
<223> /note="Description of Artificial Sequence: Synthetic oligonucleotide"

30 <400> 1509
acaaaagcaa aacaggucua gaa 23

35 <210> 1510
<211> 23
<212> RNA
<213> Artificial Sequence

40 <220>
<221> source
<223> /note="Description of Artificial Sequence: Synthetic oligonucleotide"

45 <400> 1510
acaaaagcaa aacaggucua gaa 23

50 <210> 1511
<211> 23
<212> RNA
<213> Artificial Sequence

55 <220>
<221> source
<223> /note="Description of Artificial Sequence: Synthetic oligonucleotide"

EP 2 929 031 B1

<400> 1512
acaaaagcaa aacaggucua gaa 23

5
<210> 1513
<211> 23
<212> RNA
<213> Artificial Sequence

10
<220>
<221> source
<223> /note="Description of Artificial Sequence: Synthetic oligonucleotide"

15
<400> 1513
acaaaagcaa aacaggucua gaa 23

20
<210> 1514
<211> 23
<212> RNA
<213> Artificial Sequence

25
<220>
<221> source
<223> /note="Description of Artificial Sequence: Synthetic oligonucleotide"

30
<400> 1514
acaaaagcaa aacaggucua gaa 23

35
<210> 1515
<211> 23
<212> RNA
<213> Artificial Sequence

40
<220>
<221> source
<223> /note="Description of Artificial Sequence: Synthetic oligonucleotide"

45
<400> 1515
acaaaagcaa aacaggucua gaa 23

50
<210> 1516
<211> 23
<212> RNA
<213> Artificial Sequence

55
<220>
<221> source
<223> /note="Description of Artificial Sequence: Synthetic oligonucleotide"

<400> 1516
acaaaagcaa aacaggucua gaa 23

<210> 1517
<211> 23
<212> RNA
<213> Artificial Sequence

<220>
<221> source

EP 2 929 031 B1

<223> /note="Description of Artificial Sequence: Synthetic oligonucleotide"

<400> 1517
acaaaagcaa aacaggucua gaa 23

5

<210> 1518
<211> 23
<212> RNA
<213> Artificial Sequence

10

<220>
<221> source
<223> /note="Description of Artificial Sequence: Synthetic oligonucleotide"

15

<400> 1518
acaaaagcaa aacaggucua gaa 23

<210> 1519
<211> 20
<212> RNA
<213> Artificial Sequence

20

<220>
<221> source
<223> /note="Description of Artificial Sequence: Synthetic oligonucleotide"

25

<400> 1519
acaaaacaaa acagucuaaa 20

30

<210> 1520
<211> 23
<212> RNA
<213> Artificial Sequence

35

<220>
<221> source
<223> /note="Description of Artificial Sequence: Synthetic oligonucleotide"

40

<400> 1520
acaaaagcaa aacaggucua gaa 23

<210> 1521
<211> 23
<212> RNA
<213> Artificial Sequence

45

<220>
<221> source
<223> /note="Description of Artificial Sequence: Synthetic oligonucleotide"

50

<400> 1521
acaaaagcaa aacaggucua gaa 23

<210> 1522
<211> 23
<212> RNA
<213> Artificial Sequence

55

EP 2 929 031 B1

<220>
<221> source
<223> /note="Description of Artificial Sequence: Synthetic oligonucleotide"
5 <400> 1522
acaaaagcaa aacaggucua gaa 23

<210> 1523
<211> 23
10 <212> RNA
<213> Artificial Sequence

<220>
<221> source
15 <223> /note="Description of Artificial Sequence: Synthetic oligonucleotide"

<400> 1523
acaaaagcaa aacaggucua gaa 23

20 <210> 1524
<211> 23
<212> RNA
<213> Artificial Sequence

25 <220>
<221> source
<223> /note="Description of Artificial Sequence: Synthetic oligonucleotide"

30 <400> 1524
acaaaagcaa aacaggucua gaa 23

<210> 1525
<211> 23
<212> RNA
35 <213> Artificial Sequence

<220>
<221> source
<223> /note="Description of Artificial Sequence: Synthetic oligonucleotide"
40 <400> 1525
acaaaagcaa aacaggucua gaa 23

<210> 1526
<211> 23
45 <212> RNA
<213> Artificial Sequence

<220>
<221> source
50 <223> /note="Description of Artificial Sequence: Synthetic oligonucleotide"

<400> 1526
acaaaagcaa aacaggucua gaa 23
55 <210> 1527
<211> 23
<212> RNA

EP 2 929 031 B1

<213> Artificial Sequence

<220>
<221> source
5 <223> /note="Description of Artificial Sequence: Synthetic oligonucleotide"

<400> 1527
acaaaagcaa aacaggucua gaa 23

10 <210> 1528
<211> 23
<212> RNA
<213> Artificial Sequence

15 <220>
<221> source
<223> /note="Description of Artificial Sequence: Synthetic oligonucleotide"

20 <400> 1528
acaaaagcaa aacaggucua gaa 23

<210> 1529
<211> 23
<212> RNA
25 <213> Artificial Sequence

<220>
<221> source
<223> /note="Description of Artificial Sequence: Synthetic oligonucleotide"

30 <400> 1529
acaaaagcaa aacaggucua gaa 23

<210> 1530
<211> 23
<212> RNA
35 <213> Artificial Sequence

<220>
<221> source
<223> /note="Description of Artificial Sequence: Synthetic oligonucleotide"

40 <400> 1530
acaaaagcaa aacaggucua gaa 23

45 <210> 1531
<211> 23
<212> RNA
<213> Artificial Sequence

50 <220>
<221> source
<223> /note="Description of Artificial Sequence: Synthetic oligonucleotide"

55 <400> 1531
acaaaagcaa aacaggucua gaa 23

<210> 1532

EP 2 929 031 B1

<211> 23
<212> RNA
<213> Artificial Sequence

5 <220>
<221> source
<223> /note="Description of Artificial Sequence: Synthetic oligonucleotide"

<400> 1532
10 acaaaagcaa aacaggucua gaa 23

<210> 1533
<211> 23
<212> RNA
15 <213> Artificial Sequence

<220>
<221> source
<223> /note="Description of Artificial Sequence: Synthetic oligonucleotide"

20 <400> 1533
acaaaagcaa aacaggucua gaa 23

<210> 1534
25 <211> 23
<212> RNA
<213> Artificial Sequence

<220>
30 <221> source
<223> /note="Description of Artificial Sequence: Synthetic oligonucleotide"

<400> 1534
35 acaaaagcaa aacaggucua gaa 23

<210> 1535
<211> 22
<212> RNA
40 <213> Artificial Sequence

<220>
<221> source
<223> /note="Description of Artificial Sequence: Synthetic oligonucleotide"

45 <400> 1535
acaaaagcaa aacaggucua ga 22

<210> 1536
<211> 22
50 <212> RNA
<213> Artificial Sequence

<220>
<221> source
55 <223> /note="Description of Artificial Sequence: Synthetic oligonucleotide"

<400> 1536
acaaaagcaa aacaggucua ga 22

EP 2 929 031 B1

5 <210> 1537
<211> 22
<212> RNA
<213> Artificial Sequence

<220>
<221> source
<223> /note="Description of Artificial Sequence: Synthetic oligonucleotide"

10 <400> 1537
acaaaagcaa aacaggucua ga 22

<210> 1538
<211> 23
15 <212> RNA
<213> Artificial Sequence

<220>
<221> source
20 <223> /note="Description of Artificial Sequence: Synthetic oligonucleotide"

<400> 1538
acaaaagcaa aacaggucua gaa 23

25 <210> 1539
<211> 23
<212> RNA
<213> Artificial Sequence

30 <220>
<221> source
<223> /note="Description of Artificial Sequence: Synthetic oligonucleotide"

<400> 1539
35 acaaaagcaa aacaggucua gaa 23

<210> 1540
<211> 23
<212> RNA
40 <213> Artificial Sequence

<220>
<221> source
<223> /note="Description of Artificial Sequence: Synthetic oligonucleotide"

45 <400> 1540
acaaaagcaa aacaggucua gaa 23

<210> 1541
<211> 23
50 <212> RNA
<213> Artificial Sequence

<220>
<221> source
55 <223> /note="Description of Artificial Sequence: Synthetic oligonucleotide"

<400> 1541

EP 2 929 031 B1

acaaaagcaa aacaggucua gaa 23

<210> 1542
<211> 23
5 <212> RNA
<213> Artificial Sequence

<220>
<221> source
10 <223> /note="Description of Artificial Sequence: Synthetic oligonucleotide"

<400> 1542
acaaaagcaa aacaggucua gaa 23

15 <210> 1543
<211> 23
<212> RNA
<213> Artificial Sequence

20 <220>
<221> source
<223> /note="Description of Artificial Sequence: Synthetic oligonucleotide"

25 <400> 1543
acaaaagcaa aacaggucua gaa 23

30 <210> 1544
<211> 23
<212> RNA
<213> Artificial Sequence

35 <220>
<221> source
<223> /note="Description of Artificial Sequence: Synthetic oligonucleotide"

40 <400> 1544
acaaaagcaa aacaggucua gaa 23

45 <210> 1545
<211> 23
<212> RNA
<213> Artificial Sequence

50 <220>
<221> source
<223> /note="Description of Artificial Sequence: Synthetic oligonucleotide"

55 <400> 1545
acaaaagcaa aacaggucua gaa 23

<210> 1546
<211> 23
<212> RNA
<213> Artificial Sequence

<220>
<221> source
<223> /note="Description of Artificial Sequence: Synthetic oligonucleotide"

EP 2 929 031 B1

<400> 1546
acaaaagcaa aacaggucua gaa 23

5
<210> 1547
<211> 23
<212> RNA
<213> Artificial Sequence

10
<220>
<221> source
<223> /note="Description of Artificial Sequence: Synthetic oligonucleotide"

15
<400> 1547
acaaaagcaa aacaggucua gaa 23

20
<210> 1548
<211> 23
<212> RNA
<213> Artificial Sequence

25
<220>
<221> source
<223> /note="Description of Artificial Sequence: Synthetic oligonucleotide"

30
<400> 1548
acaaaagcaa aacaggucua gaa 23

35
<210> 1549
<211> 23
<212> RNA
<213> Artificial Sequence

40
<220>
<221> source
<223> /note="Description of Artificial Sequence: Synthetic oligonucleotide"

45
<400> 1549
acaaaagcaa aacaggucua gaa 23

50
<210> 1550
<211> 23
<212> RNA
<213> Artificial Sequence

55
<220>
<221> source
<223> /note="Description of Artificial Sequence: Synthetic oligonucleotide"

<400> 1550
acaaaagcaa aacaggucua gaa 23

<210> 1551
<211> 23
<212> RNA
<213> Artificial Sequence

<220>
<221> source

EP 2 929 031 B1

<223> /note="Description of Artificial Sequence: Synthetic oligonucleotide"

<400> 1551
acaaaagcaa aacaggucua gaa 23

5

<210> 1552
<211> 23
<212> RNA
<213> Artificial Sequence

10

<220>
<221> source
<223> /note="Description of Artificial Sequence: Synthetic oligonucleotide"

15

<400> 1552
acaaaagcaa aacaggucua gaa 23

<210> 1553
<211> 23
<212> RNA
<213> Artificial Sequence

20

<220>
<221> source
<223> /note="Description of Artificial Sequence: Synthetic oligonucleotide"

25

<400> 1553
acaaaagcaa aacaggucua gaa 23

30

<210> 1554
<211> 22
<212> RNA
<213> Artificial Sequence

35

<220>
<221> source
<223> /note="Description of Artificial Sequence: Synthetic oligonucleotide"

40

<400> 1554
acaaaacaaa acaggucuag aa 22

<210> 1555
<211> 20
<212> RNA
<213> Artificial Sequence

45

<220>
<221> source
<223> /note="Description of Artificial Sequence: Synthetic oligonucleotide"

50

<400> 1555
acaaaacaaa acagucuaaa 20

<210> 1556
<211> 20
<212> RNA
<213> Artificial Sequence

55

EP 2 929 031 B1

<220>
<221> source
<223> /note="Description of Artificial Sequence: Synthetic oligonucleotide"
5 <400> 1556
acaaaacaaa acagucuaaa 20

<210> 1557
<211> 21
10 <212> RNA
<213> Artificial Sequence

<220>
<221> source
15 <223> /note="Description of Artificial Sequence: Synthetic oligonucleotide"

<400> 1557
cuagaccugu uuugcuuuug u 21
20 <210> 1558
<211> 21
<212> RNA
<213> Artificial Sequence
25 <220>
<221> source
<223> /note="Description of Artificial Sequence: Synthetic oligonucleotide"
30 <400> 1558
cuagaccugu uuugcuuuug u 21

<210> 1559
<211> 21
<212> RNA
35 <213> Artificial Sequence

<220>
<221> source
<223> /note="Description of Artificial Sequence: Synthetic oligonucleotide"
40 <400> 1559
cuagaccugu uuugcuuuug u 21

<210> 1560
<211> 21
<212> RNA
45 <213> Artificial Sequence

<220>
<221> source
<223> /note="Description of Artificial Sequence: Synthetic oligonucleotide"
50 <400> 1560
cuagaccugu uuugcuuuug u 21
55 <210> 1561
<211> 21
<212> RNA

EP 2 929 031 B1

<213> Artificial Sequence

<220>
<221> source
5 <223> /note="Description of Artificial Sequence: Synthetic oligonucleotide"

<400> 1561
cuagaccugu uuugcuuuug u 21

10 <210> 1562
<211> 21
<212> RNA
<213> Artificial Sequence

15 <220>
<221> source
<223> /note="Description of Artificial Sequence: Synthetic oligonucleotide"

20 <400> 1562
cuagaccugu uuugcuuuug u 21

<210> 1563
<211> 21
<212> RNA
25 <213> Artificial Sequence

<220>
<221> source
<223> /note="Description of Artificial Sequence: Synthetic oligonucleotide"

30 <400> 1563
cuagaccugu uuugcuuuug u 21

<210> 1564
<211> 21
<212> RNA
35 <213> Artificial Sequence

<220>
<221> source
<223> /note="Description of Artificial Sequence: Synthetic oligonucleotide"

40 <400> 1564
cuagaccugu uuugcuuuug u 21

45 <210> 1565
<211> 21
<212> RNA
<213> Artificial Sequence

50 <220>
<221> source
<223> /note="Description of Artificial Sequence: Synthetic oligonucleotide"

55 <400> 1565
caagcagaca uuuaucuuuu u 21

<210> 1566

EP 2 929 031 B1

<211> 21
<212> RNA
<213> Artificial Sequence

5 <220>
<221> source
<223> /note="Description of Artificial Sequence: Synthetic oligonucleotide"

<400> 1566
10 uuuucuagac cuguuuugcu u 21

<210> 1567
<211> 23
<212> RNA
15 <213> Artificial Sequence

<220>
<221> source
<223> /note="Description of Artificial Sequence: Synthetic oligonucleotide"

20 <400> 1567
acaaaagcaa aacaggucua gaa 23

<210> 1568
25 <211> 23
<212> RNA
<213> Artificial Sequence

<220>
30 <221> source
<223> /note="Description of Artificial Sequence: Synthetic oligonucleotide"

<400> 1568
35 acaaaaagcaa aacaggucua gaa 23

<210> 1569
<211> 23
<212> RNA
40 <213> Artificial Sequence

<220>
<221> source
<223> /note="Description of Artificial Sequence: Synthetic oligonucleotide"

45 <400> 1569
acaaaagcaa aacaggucua gaa 23

<210> 1570
<211> 23
50 <212> RNA
<213> Artificial Sequence

<220>
<221> source
55 <223> /note="Description of Artificial Sequence: Synthetic oligonucleotide"

<400> 1570
acaaaagcaa aacaggucua gaa 23

EP 2 929 031 B1

5 <210> 1571
<211> 23
<212> RNA
<213> Artificial Sequence

<220>
<221> source
<223> /note="Description of Artificial Sequence: Synthetic oligonucleotide"

10 <400> 1571
acaaaagcaa aacaggucua gaa 23

15 <210> 1572
<211> 23
<212> RNA
<213> Artificial Sequence

<220>
<221> source
20 <223> /note="Description of Artificial Sequence: Synthetic oligonucleotide"

<400> 1572
acaaaagcaa aacaggucua gaa 23

25 <210> 1573
<211> 23
<212> RNA
<213> Artificial Sequence

30 <220>
<221> source
<223> /note="Description of Artificial Sequence: Synthetic oligonucleotide"

35 <400> 1573
acaaaagcaa aacaggucua gaa 23

40 <210> 1574
<211> 23
<212> RNA
<213> Artificial Sequence

<220>
<221> source
<223> /note="Description of Artificial Sequence: Synthetic oligonucleotide"

45 <400> 1574
acaaaagcaa aacaggucua gaa 23

50 <210> 1575
<211> 23
<212> RNA
<213> Artificial Sequence

55 <220>
<221> source
<223> /note="Description of Artificial Sequence: Synthetic oligonucleotide"

<400> 1575

EP 2 929 031 B1

5
10
15
20
25
30
35
40
45
50
55

aaaaagauaa augucugcuu gcu 23

<210> 1576
<211> 23
<212> RNA
<213> Artificial Sequence

<220>
<221> source
<223> /note="Description of Artificial Sequence: Synthetic oligonucleotide"

<400> 1576
aagcaaaaca ggucuagaaa agu 23

<210> 1577
<211> 21
<212> RNA
<213> Artificial Sequence

<220>
<221> source
<223> /note="Description of Artificial Sequence: Synthetic oligonucleotide"

<400> 1577
cuagaccugu uuugcuuuug u 21

<210> 1578
<211> 21
<212> RNA
<213> Artificial Sequence

<220>
<221> source
<223> /note="Description of Artificial Sequence: Synthetic oligonucleotide"

<400> 1578
cuagaccugu uuugcuuuug a 21

<210> 1579
<211> 21
<212> RNA
<213> Artificial Sequence

<220>
<221> source
<223> /note="Description of Artificial Sequence: Synthetic oligonucleotide"

<400> 1579
guagaccugu uuugcuuuug u 21

<210> 1580
<211> 21
<212> RNA
<213> Artificial Sequence

<220>
<221> source
<223> /note="Description of Artificial Sequence: Synthetic oligonucleotide"

EP 2 929 031 B1

<400> 1580
gaagaccugu uuugcuuuug u 21

5 <210> 1581
<211> 21
<212> RNA
<213> Artificial Sequence

10 <220>
<221> source
<223> /note="Description of Artificial Sequence: Synthetic oligonucleotide"

15 <400> 1581
gaugaccugu uuugcuuuug u 21

20 <210> 1582
<211> 21
<212> RNA
<213> Artificial Sequence

<220>
<221> source
<223> /note="Description of Artificial Sequence: Synthetic oligonucleotide"

25 <400> 1582
gaugaccugu uuugcuuuug u 21

30 <210> 1583
<211> 21
<212> RNA
<213> Artificial Sequence

35 <220>
<221> source
<223> /note="Description of Artificial Sequence: Synthetic oligonucleotide"

40 <400> 1583
caucaccugu uuugcuuuug u 21

45 <210> 1584
<211> 21
<212> RNA
<213> Artificial Sequence

<220>
<221> source
<223> /note="Description of Artificial Sequence: Synthetic oligonucleotide"

50 <400> 1584
cuucuccugu uuugcuuuug u 21

55 <210> 1585
<211> 21
<212> RNA
<213> Artificial Sequence

<220>
<221> source

EP 2 929 031 B1

<223> /note="Description of Artificial Sequence: Synthetic oligonucleotide"

<400> 1585
cuacugcugu uuugcuuuug u 21

5

<210> 1586
<211> 21
<212> RNA
<213> Artificial Sequence

10

<220>
<221> source
<223> /note="Description of Artificial Sequence: Synthetic oligonucleotide"

15

<400> 1586
cuagaccugu uuugcuuuug u 21

<210> 1587
<211> 21
<212> RNA
<213> Artificial Sequence

20

<220>
<221> source
<223> /note="Description of Artificial Sequence: Synthetic oligonucleotide"

25

<400> 1587
cuagaccugu uuugcuuuug u 21

<210> 1588
<211> 21
<212> RNA
<213> Artificial Sequence

30

<220>
<221> source
<223> /note="Description of Artificial Sequence: Synthetic oligonucleotide"

35

<400> 1588
cuagaccugu uuugcuuuug u 21

<210> 1589
<211> 21
<212> RNA
<213> Artificial Sequence

40

<220>
<221> source
<223> /note="Description of Artificial Sequence: Synthetic oligonucleotide"

45

<400> 1589
cuagaccugu uuugcuuuug u 21

<210> 1590
<211> 21
<212> RNA
<213> Artificial Sequence

50

55

EP 2 929 031 B1

<220>
<221> source
<223> /note="Description of Artificial Sequence: Synthetic oligonucleotide"
5 <400> 1590
cuagaccugu uuugcuuuug u 21

<210> 1591
<211> 21
10 <212> RNA
<213> Artificial Sequence

<220>
<221> source
15 <223> /note="Description of Artificial Sequence: Synthetic oligonucleotide"

<400> 1591
cuagaccugu uuugcuuuug u 21

20 <210> 1592
<211> 21
<212> RNA
<213> Artificial Sequence

25 <220>
<221> source
<223> /note="Description of Artificial Sequence: Synthetic oligonucleotide"

30 <400> 1592
cuagaccugu uuugcuuuug u 21

<210> 1593
<211> 21
<212> RNA
35 <213> Artificial Sequence

<220>
<221> source
<223> /note="Description of Artificial Sequence: Synthetic oligonucleotide"
40 <400> 1593
cuagaccugu uuugcuuuug u 21

<210> 1594
<211> 21
<212> RNA
45 <213> Artificial Sequence

<220>
<221> source
<223> /note="Description of Artificial Sequence: Synthetic oligonucleotide"
50 <400> 1594
cuagaccugu uuugcuuuug u 21

55 <210> 1595
<211> 21
<212> RNA

EP 2 929 031 B1

<213> Artificial Sequence

<220>
<221> source
5 <223> /note="Description of Artificial Sequence: Synthetic oligonucleotide"

<400> 1595
cuagaccugu uuugcuuuug u 21

10 <210> 1596
<211> 21
<212> RNA
<213> Artificial Sequence

15 <220>
<221> source
<223> /note="Description of Artificial Sequence: Synthetic oligonucleotide"

20 <400> 1596
cuagaccugu uuugcuuuug u 21

<210> 1597
<211> 21
<212> RNA
25 <213> Artificial Sequence

<220>
<221> source
<223> /note="Description of Artificial Sequence: Synthetic oligonucleotide"

30 <400> 1597
cuagaccugu uuugcuuuug u 21

<210> 1598
<211> 21
<212> RNA
35 <213> Artificial Sequence

<220>
<221> source
<223> /note="Description of Artificial Sequence: Synthetic oligonucleotide"

40 <400> 1598
cuagaccugu uuugcuuuug u 21

45 <210> 1599
<211> 21
<212> RNA
<213> Artificial Sequence

50 <220>
<221> source
<223> /note="Description of Artificial Sequence: Synthetic oligonucleotide"

55 <400> 1599
cuagaccugu uuugcuuuug u 21

<210> 1600

EP 2 929 031 B1

<211> 21
<212> RNA
<213> Artificial Sequence

5 <220>
<221> source
<223> /note="Description of Artificial Sequence: Synthetic oligonucleotide"

10 <400> 1600
cuagaccugu uuugcuuuug u 21

<210> 1601
<211> 21
<212> RNA
15 <213> Artificial Sequence

<220>
<221> source
<223> /note="Description of Artificial Sequence: Synthetic oligonucleotide"

20 <400> 1601
cuagaccugu uuugcuuuug u 21

<210> 1602
25 <211> 21
<212> RNA
<213> Artificial Sequence

<220>
30 <221> source
<223> /note="Description of Artificial Sequence: Synthetic oligonucleotide"

<400> 1602
35 cuagaccugu uuugcuuuug u 21

<210> 1603
<211> 21
<212> RNA
40 <213> Artificial Sequence

<220>
<221> source
<223> /note="Description of Artificial Sequence: Synthetic oligonucleotide"

45 <400> 1603
cuagaccugu uuugcuuuug u 21

<210> 1604
<211> 21
50 <212> RNA
<213> Artificial Sequence

<220>
<221> source
55 <223> /note="Description of Artificial Sequence: Synthetic oligonucleotide"

<400> 1604
cuagaccugu uuugcuuuug u 21

EP 2 929 031 B1

5 <210> 1605
<211> 23
<212> RNA
<213> Artificial Sequence

<220>
<221> source
<223> /note="Description of Artificial Sequence: Synthetic oligonucleotide"

10 <400> 1605
acaaaagcaa aacaggucua gaa 23

<210> 1606
<211> 23
15 <212> RNA
<213> Artificial Sequence

<220>
<221> source
20 <223> /note="Description of Artificial Sequence: Synthetic oligonucleotide"

<400> 1606
ucaaaaagcaa aacaggucua gaa 23

25 <210> 1607
<211> 23
<212> RNA
<213> Artificial Sequence

30 <220>
<221> source
<223> /note="Description of Artificial Sequence: Synthetic oligonucleotide"

<400> 1607
35 acaaaaagcaa aacaggucua cuu 23

<210> 1608
<211> 23
<212> RNA
40 <213> Artificial Sequence

<220>
<221> source
<223> /note="Description of Artificial Sequence: Synthetic oligonucleotide"

45 <400> 1608
acaaaagcaa aacaggucuu cuu 23

<210> 1609
<211> 23
<212> RNA
50 <213> Artificial Sequence

<220>
<221> source
55 <223> /note="Description of Artificial Sequence: Synthetic oligonucleotide"

<400> 1609

EP 2 929 031 B1

acaaaagcaa aacaggucau cuu 23

5 <210> 1610
<211> 23
<212> RNA
<213> Artificial Sequence

<220>
<221> source
10 <223> /note="Description of Artificial Sequence: Synthetic oligonucleotide"

<400> 1610
acaaaagcaa aacaggucau caa 23

15 <210> 1611
<211> 23
<212> RNA
<213> Artificial Sequence

20 <220>
<221> source
<223> /note="Description of Artificial Sequence: Synthetic oligonucleotide"

25 <400> 1611
acaaaagcaa aacaggugau gaa 23

30 <210> 1612
<211> 23
<212> RNA
<213> Artificial Sequence

<220>
<221> source
<223> /note="Description of Artificial Sequence: Synthetic oligonucleotide"

35 <400> 1612
acaaaagcaa aacaggagaa gaa 23

40 <210> 1613
<211> 23
<212> RNA
<213> Artificial Sequence

45 <220>
<221> source
<223> /note="Description of Artificial Sequence: Synthetic oligonucleotide"

50 <400> 1613
acaaaagcaa aacagcagua gaa 23

55 <210> 1614
<211> 23
<212> RNA
<213> Artificial Sequence

<220>
<221> source
<223> /note="Description of Artificial Sequence: Synthetic oligonucleotide"

EP 2 929 031 B1

<400> 1614
acaaaagcaa aacaggucua gaa 23

5
<210> 1615
<211> 23
<212> RNA
<213> Artificial Sequence

10
<220>
<221> source
<223> /note="Description of Artificial Sequence: Synthetic oligonucleotide"

15
<400> 1615
acaaaagcaa aacaggucua gaa 23

20
<210> 1616
<211> 23
<212> RNA
<213> Artificial Sequence

25
<220>
<221> source
<223> /note="Description of Artificial Sequence: Synthetic oligonucleotide"

30
<400> 1616
acaaaagcaa aacaggucua gaa 23

35
<210> 1617
<211> 23
<212> RNA
<213> Artificial Sequence

40
<220>
<221> source
<223> /note="Description of Artificial Sequence: Synthetic oligonucleotide"

45
<400> 1617
acaaaagcaa aacaggucua gaa 23

50
<210> 1618
<211> 23
<212> RNA
<213> Artificial Sequence

55
<220>
<221> source
<223> /note="Description of Artificial Sequence: Synthetic oligonucleotide"

<400> 1618
acaaaagcaa aacaggucua gaa 23

<210> 1619
<211> 23
<212> RNA
<213> Artificial Sequence

<220>
<221> source

EP 2 929 031 B1

<223> /note="Description of Artificial Sequence: Synthetic oligonucleotide"

<400> 1619
acaaaagcaa aacaggucua gaa 23

5

<210> 1620
<211> 23
<212> RNA
<213> Artificial Sequence

10

<220>
<221> source
<223> /note="Description of Artificial Sequence: Synthetic oligonucleotide"

15

<400> 1620
acaaaagcaa aacaggucua gaa 23

<210> 1621
<211> 23
<212> RNA
<213> Artificial Sequence

20

<220>
<221> source
<223> /note="Description of Artificial Sequence: Synthetic oligonucleotide"

25

<400> 1621
acaaaagcaa aacaggucua gaa 23

<210> 1622
<211> 23
<212> RNA
<213> Artificial Sequence

30

<220>
<221> source
<223> /note="Description of Artificial Sequence: Synthetic oligonucleotide"

35

<400> 1622
acaaaagcaa aacaggucua gaa 23

40

<210> 1623
<211> 23
<212> RNA
<213> Artificial Sequence

45

<220>
<221> source
<223> /note="Description of Artificial Sequence: Synthetic oligonucleotide"

50

<400> 1623
acaaaagcaa aacaggucua gaa 23

<210> 1624
<211> 23
<212> RNA
<213> Artificial Sequence

55

EP 2 929 031 B1

<220>
<221> source
<223> /note="Description of Artificial Sequence: Synthetic oligonucleotide"
5 <400> 1624
acaaaagcaa aacaggucua gaa 23

<210> 1625
<211> 23
10 <212> RNA
<213> Artificial Sequence

<220>
<221> source
15 <223> /note="Description of Artificial Sequence: Synthetic oligonucleotide"

<400> 1625
acaaaagcaa aacaggucua gaa 23

20 <210> 1626
<211> 23
<212> RNA
<213> Artificial Sequence

25 <220>
<221> source
<223> /note="Description of Artificial Sequence: Synthetic oligonucleotide"

30 <400> 1626
acaaaagcaa aacaggucua gaa 23

<210> 1627
<211> 23
<212> RNA
35 <213> Artificial Sequence

<220>
<221> source
<223> /note="Description of Artificial Sequence: Synthetic oligonucleotide"
40 <400> 1627
acaaaagcaa aacaggucua gaa 23

<210> 1628
<211> 23
45 <212> RNA
<213> Artificial Sequence

<220>
<221> source
50 <223> /note="Description of Artificial Sequence: Synthetic oligonucleotide"

<400> 1628
acaaaagcaa aacaggucua gaa 23
55 <210> 1629
<211> 23
<212> RNA

EP 2 929 031 B1

<213> Artificial Sequence

<220>
<221> source
5 <223> /note="Description of Artificial Sequence: Synthetic oligonucleotide"

<400> 1629
acaaaagcaa aacaggucua gaa 23

10 <210> 1630
<211> 23
<212> RNA
<213> Artificial Sequence

15 <220>
<221> source
<223> /note="Description of Artificial Sequence: Synthetic oligonucleotide"

20 <400> 1630
acaaaagcaa aacaggucua gaa 23

<210> 1631
<211> 23
<212> RNA
25 <213> Artificial Sequence

<220>
<221> source
<223> /note="Description of Artificial Sequence: Synthetic oligonucleotide"

30 <400> 1631
acaaaagcaa aacaggucua gaa 23

<210> 1632
<211> 23
<212> RNA
35 <213> Artificial Sequence

<220>
<221> source
<223> /note="Description of Artificial Sequence: Synthetic oligonucleotide"

40 <400> 1632
acaaaagcaa aacaggucua gaa 23

45 <210> 1633
<211> 21
<212> RNA
<213> Artificial Sequence

50 <220>
<221> source
<223> /note="Description of Artificial Sequence: Synthetic oligonucleotide"

55 <400> 1633
cuagaccugu uuugcuuuug u 21

<210> 1634

EP 2 929 031 B1

<211> 21
<212> RNA
<213> Artificial Sequence

5 <220>
<221> source
<223> /note="Description of Artificial Sequence: Synthetic oligonucleotide"

10 <400> 1634
cuagaccugu uuugcuuuug u 21

<210> 1635
<211> 21
<212> RNA
15 <213> Artificial Sequence

<220>
<221> source
<223> /note="Description of Artificial Sequence: Synthetic oligonucleotide"

20 <400> 1635
cuagaccugu uuugcuuuug u 21

<210> 1636
25 <211> 21
<212> RNA
<213> Artificial Sequence

<220>
30 <221> source
<223> /note="Description of Artificial Sequence: Synthetic oligonucleotide"

<400> 1636
35 cuagaccugu uuugcuuuug u 21

<210> 1637
<211> 21
<212> RNA
<213> Artificial Sequence

40 <220>
<221> source
<223> /note="Description of Artificial Sequence: Synthetic oligonucleotide"

45 <400> 1637
cuagaccugu uuugcuuuug u 21

<210> 1638
<211> 21
50 <212> RNA
<213> Artificial Sequence

<220>
<221> source
55 <223> /note="Description of Artificial Sequence: Synthetic oligonucleotide"

<400> 1638
cuagaccugu uuugcuuuug u 21

EP 2 929 031 B1

<210> 1639
<211> 21
<212> RNA
<213> Artificial Sequence
5

<220>
<221> source
<223> /note="Description of Artificial Sequence: Synthetic oligonucleotide"
10

<400> 1639
cuagaccugu uuugcuuuug u 21

<210> 1640
<211> 19
15
<212> RNA
<213> Artificial Sequence

<220>
<221> source
20
<223> /note="Description of Artificial Sequence: Synthetic oligonucleotide"

<400> 1640
agaccuguuu ugcuuuugu 19
25

<210> 1641
<211> 19
<212> RNA
<213> Artificial Sequence
30

<220>
<221> source
<223> /note="Description of Artificial Sequence: Synthetic oligonucleotide"

<400> 1641
35
agaccuguuu ugcuuuugu 19

<210> 1642
<211> 21
<212> RNA
40
<213> Artificial Sequence

<220>
<221> source
<223> /note="Description of Artificial Sequence: Synthetic oligonucleotide"
45

<400> 1642
cuagaccugu uuugcuuuug u 21

<210> 1643
<211> 23
50
<212> RNA
<213> Artificial Sequence

<220>
<221> source
55
<223> /note="Description of Artificial Sequence: Synthetic oligonucleotide"

<400> 1643

EP 2 929 031 B1

acaaaagcaa aacaggucua gaa 23

5 <210> 1644
<211> 23
<212> RNA
<213> Artificial Sequence

10 <220>
<221> source
<223> /note="Description of Artificial Sequence: Synthetic oligonucleotide"

15 <400> 1644
acaaaagcaa aacaggucua gaa 23

20 <210> 1645
<211> 23
<212> RNA
<213> Artificial Sequence

25 <220>
<221> source
<223> /note="Description of Artificial Sequence: Synthetic oligonucleotide"

30 <400> 1645
acaaaagcaa aacaggucua gaa 23

35 <210> 1646
<211> 23
<212> RNA
<213> Artificial Sequence

40 <220>
<221> source
<223> /note="Description of Artificial Sequence: Synthetic oligonucleotide"

45 <400> 1646
acaaaagcaa aacaggucua gaa 23

50 <210> 1647
<211> 23
<212> RNA
<213> Artificial Sequence

55 <220>
<221> source
<223> /note="Description of Artificial Sequence: Synthetic oligonucleotide"

EP 2 929 031 B1

<400> 1648
acaaaagcaa aacaggucua gaa 23

5
<210> 1649
<211> 23
<212> RNA
<213> Artificial Sequence

10
<220>
<221> source
<223> /note="Description of Artificial Sequence: Synthetic oligonucleotide"

15
<400> 1649
acaaaagcaa aacaggucua gaa 23

20
<210> 1650
<211> 21
<212> RNA
<213> Artificial Sequence

25
<220>
<221> source
<223> /note="Description of Artificial Sequence: Synthetic oligonucleotide"

30
<400> 1650
acaaaagcaa aacaggucua g 21

35
<210> 1651
<211> 21
<212> RNA
<213> Artificial Sequence

40
<220>
<221> source
<223> /note="Description of Artificial Sequence: Synthetic oligonucleotide"

45
<400> 1651
acaaaagcaa aacaggucua g 21

50
<210> 1652
<211> 23
<212> RNA
<213> Artificial Sequence

55
<220>
<221> source
<223> /note="Description of Artificial Sequence: Synthetic oligonucleotide"

<400> 1652
acaaaagcaa aacaggucua gaa 23

<210> 1653
<211> 21
<212> RNA
<213> Artificial Sequence

<220>
<221> source

EP 2 929 031 B1

<223> /note="Description of Artificial Sequence: Synthetic oligonucleotide"

<400> 1653
cuagaccugu uuugcuuuug u 21

5

<210> 1654
<211> 21
<212> RNA
<213> Artificial Sequence

10

<220>
<221> source
<223> /note="Description of Artificial Sequence: Synthetic oligonucleotide"

15

<400> 1654
cuagaccugu uuugcuuuug u 21

<210> 1655
<211> 21
<212> RNA
<213> Artificial Sequence

20

<220>
<221> source
<223> /note="Description of Artificial Sequence: Synthetic oligonucleotide"

25

<400> 1655
cuagaccugu uuugcuuuug u 21

30

<210> 1656
<211> 21
<212> RNA
<213> Artificial Sequence

35

<220>
<221> source
<223> /note="Description of Artificial Sequence: Synthetic oligonucleotide"

40

<400> 1656
cuagaccugu uuugcuuuug u 21

<210> 1657
<211> 21
<212> DNA
<213> Artificial Sequence

45

<220>
<221> source
<223> /note="Description of Artificial Sequence: Synthetic oligonucleotide"

50

<220>
<221> source
<223> /note="Description of Combined DNA/RNA Molecule: Synthetic oligonucleotide"

55

<400> 1657
cuagaccugu tuugcuuuug u 21

<210> 1658

EP 2 929 031 B1

<211> 21
<212> RNA
<213> Artificial Sequence

5 <220>
<221> source
<223> /note="Description of Artificial Sequence: Synthetic oligonucleotide"

<400> 1658
10 cuagaccugu uuugcuuuug u 21

<210> 1659
<211> 23
<212> RNA
15 <213> Artificial Sequence

<220>
<221> source
<223> /note="Description of Artificial Sequence: Synthetic oligonucleotide"

20 <400> 1659
acaaaagcaa aacaggucua gaa 23

<210> 1660
25 <211> 23
<212> RNA
<213> Artificial Sequence

<220>
30 <221> source
<223> /note="Description of Artificial Sequence: Synthetic oligonucleotide"

<400> 1660
35 acaaaaagcaa aacaggucua gaa 23

<210> 1661
<211> 23
<212> RNA
40 <213> Artificial Sequence

<220>
<221> source
<223> /note="Description of Artificial Sequence: Synthetic oligonucleotide"

45 <400> 1661
acaaaagcaa aacaggucua gaa 23

<210> 1662
<211> 23
50 <212> RNA
<213> Artificial Sequence

<220>
<221> source
55 <223> /note="Description of Artificial Sequence: Synthetic oligonucleotide"

<400> 1662
acaaaagcaa aacaggucua gaa 23

<210> 1663
 <211> 23
 <212> RNA
 <213> Artificial Sequence

5

<220>
 <221> source
 <223> /note="Description of Artificial Sequence: Synthetic oligonucleotide"

10

<400> 1663
 acaaaagcaa aacaggucua gaa 23

<210> 1664
 <211> 23
 <212> RNA
 <213> Artificial Sequence

15

<220>
 <221> source
 <223> /note="Description of Artificial Sequence: Synthetic oligonucleotide"

20

<400> 1664
 acaaaagcaa aacaggucua gaa 23

<210> 1665
 <211> 21
 <212> RNA
 <213> Artificial Sequence

25

<220>
 <221> source
 <223> /note="Description of Artificial Sequence: Synthetic oligonucleotide"

30

<400> 1665
 cuagaccugu tuugcuuuu gu 21

35

<210> 1666
 <211> 23
 <212> RNA
 <213> Artificial Sequence

40

<220>
 <221> source
 <223> /note="Description of Artificial Sequence: Synthetic oligonucleotide"

45

<400> 1666
 acaaaagcaa aacaggucua gaa 23

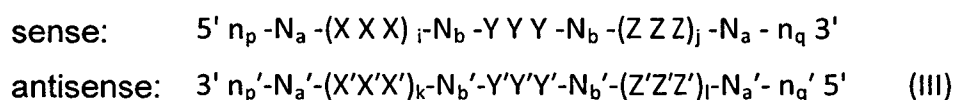
50 **Claims**

1. A double stranded RNAi agent capable of inhibiting the expression of Proprotein convertase subtilisin kexin 9 (PCSK9) in a cell, wherein said double stranded RNAi agent comprises:

55

(a) a sense strand complementary to an antisense strand, wherein said antisense strand comprises a region complementary to part of an mRNA encoding PCSK9, wherein each strand is about 17 to about 30 nucleotides in length, wherein said antisense strand comprises at least 17 nucleotides from the nucleobase sequence ACAAAAGCAAAACAGGUCUAG (SEQ ID NO: 412) and the double stranded RNAi agent is represented by

formula (III):



wherein:

i, j, k, and l are each independently 0 or 1; p, p', q, and q' are each independently 0-6; each N_a and $N_{a'}$ independently represents an oligonucleotide sequence comprising 0-25 nucleotides which are either modified or unmodified or combinations thereof, each sequence comprising at least two differently modified nucleotides; each N_b and $N_{b'}$ independently represents an oligonucleotide sequence comprising 0-10 nucleotides which are either modified or unmodified or combinations thereof; each n_p , $n_{p'}$, n_q , and $n_{q'}$, each of which may or may not be present, independently represents an overhang nucleotide; XXX, YYY, ZZZ, X'X'X', Y'Y'Y', and Z'Z'Z' each independently represent one motif of three identical modifications on three consecutive nucleotides; modifications on N_b differ from the modification on Y and modifications on $N_{b'}$ differ from the modification on Y; wherein the modifications on the nucleotides are 2'-O-methyl or 2'-fluoro modifications; and wherein the ligand is one or more GalNAc derivatives attached through a bivalent or trivalent branched linker; or

(b) an antisense strand consisting of the nucleotide sequence asCfsaAfAfAfgCfaAfaAfcAfgGfuCfuagsasa and a sense strand consisting of the nucleotide sequence csusagacCfuGfudTuugcuuuugu, wherein a, g, c, and u are 2'-O-methyl (2'-OMe) modified A, G, C, and U nucleotides, respectively; Af, Gf, Cf and Uf are 2'-fluoro A, G, C and U modified nucleotides, respectively; dT is a deoxy-thymine nucleotide and s is a phosphorothioate linkage;

and wherein the sense strand is conjugated to at least one ligand.

2. The double stranded RNAi agent of claim 1, wherein

(a) the antisense strand comprises the nucleobase sequence ACAAAGCAAACAGGUCUAGAA (SEQ ID NO: 418);

(b) the sense strand comprises the nucleobase sequence of AGACCUGUUUUGCUUUUGU (SEQ ID NO: 191);

(c) the sense strand comprises the nucleobase sequence of CUAGACCUGUUUUGCUUUUGU (SEQ ID NO: 197);

(d) the antisense strand comprises the nucleobase sequence ACAAAGCAAACAGGUCUAGAA (SEQ ID NO: 418) and the sense strand comprises the nucleobase sequence CUAGACCUGUUUUGCUUUUGU (SEQ ID NO: 197);

(e) the antisense strand comprises the nucleobase sequence ACAAAGCAAACAGGUCUAG (SEQ ID NO: 412) and the sense strand comprises the nucleobase sequence AGACCUGUUUUGCUUUUGU (SEQ ID NO: 191); or

(f) the antisense strand comprises the nucleobase sequence ACAAAGCAAACAGGUCUAGAA (SEQ ID NO: 418) and the sense strand comprises the nucleobase sequence CUAGACCUGUTUUGCUUUUGU (SEQ ID NO: 1665).

3. The double stranded RNAi agent of claim 1, wherein the double stranded region is 17-23 nucleotide pairs in length, 17-25 nucleotide pairs in length, 23-27 nucleotide pairs in length, 19-21 nucleotide pairs in length, or 21-23 nucleotide pairs in length.

4. The double stranded RNAi agent of claim 1, wherein the dsRNA comprises:

(a) an antisense strand consisting of the nucleotide sequence aCfaAfaAfgCfaAfaacAfgGfuCfuAfgsAfsa (SEQ ID NO: 1151) and a sense strand consisting of the nucleotide sequence CfuAfgAfcCfuGfUfUfuUfgCfuUfuUfgUf (SEQ ID NO: 600);

(b) an antisense strand consisting of the nucleotide sequence aCfaAfAfAfgCfaAfaacAfgGfuCfuAfgsAfsa (SEQ

ID NO: 1246) and a sense strand consisting of the nucleotide sequence CfuAfgAfcCfuGfUfuUfgCfuuuUfgUf (SEQ ID NO: 695);

(c) an antisense strand consisting of the nucleotide sequence aCfaaaAfgCfaAfaacAfgGfuCfuAfgsAfsa (SEQ ID NO: 1253) and a sense strand consisting of the nucleotide sequence CfuAfgAfcCfuGfUfuUfgCfuUfUfUfgUf (SEQ ID NO: 702);

(d) an antisense strand consisting of the nucleotide sequence aCfaAfaAfgCfaAfaacAfgGfuCfusAfsG (SEQ ID NO: 1263) and a sense strand consisting of the nucleotide sequence AfgAfcCfuGfUfuUfgCfuuuUfgUf (SEQ ID NO: 712);

(e) an antisense strand consisting of the nucleotide sequence aCfaaaAfgCfaAfaacAfgGfuCfusAfsG (SEQ ID NO: 1269) and a sense strand consisting of the nucleotide sequence AfgAfcCfuGfUfuUfgCfuUfUfUfgUf (SEQ ID NO: 718);

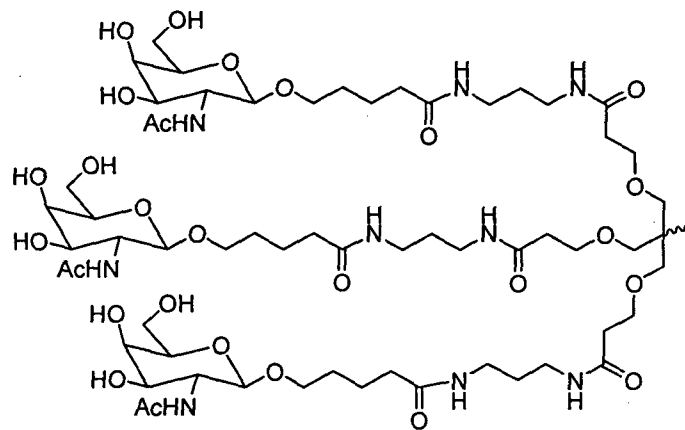
(f) an antisense strand consisting of the nucleotide sequence asCfsaAfaAfgCfaAfaacAfgGfuCfuAfgsasa (SEQ ID NO: 1369) and a sense strand consisting of the nucleotide sequence CfsusAfgAfcCfuGfUfuUfgCfuUfuUfgUf (SEQ ID NO: 818);

(g) an antisense strand consisting of the nucleotide sequence asCfsaAfaagCfaAfaacAfgGfucuAfgsasa, and a sense strand consisting of the nucleotide sequence CfsusAfgAfcCfuGfUfuUfgcuuuugu; or

(h) an antisense strand consisting of the nucleotide sequence asCfsaAfaAfsG CfaAfaacAfgGfuCfsuAfgsasa (SEQ ID NO: 1400) and a sense strand consisting of the nucleotide sequence CfsusAfgAfcCfuGfUfuUfgCfsuUfsuUfsgsUfs (SEQ ID NO: 849);

wherein a, g, c, and u are 2'-O-methyl (2'-OMe) modified A, G, C, and U nucleotides, respectively; Af, Gf, Cf and Uf are 2'-fluoro A, G, C and U modified nucleotides, respectively; dT is a deoxy-thymine nucleotide and s is a phosphorothioate linkage.

5. The double stranded RNAi agent of any one of claims 1 to 4, wherein the ligand is



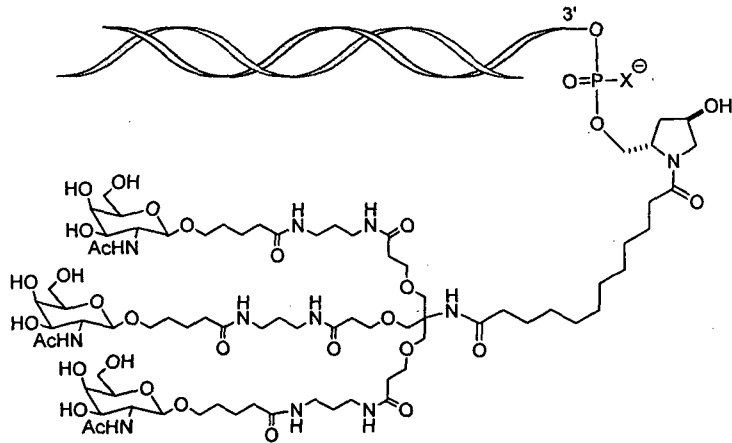
6. The double stranded RNAi agent of any one of claims 1 to 5, wherein the ligand is attached to the 3' end of the sense strand.

7. The double stranded RNAi agent of claim 6, wherein the RNAi agent is conjugated to the ligand as shown in the following schematic

5

10

15



wherein X is O or S.

20

8. The double stranded RNAi agent of any one of claims 1 to 7, wherein the sense strand has a total of 21 nucleotides and the antisense strand has a total of 23 nucleotides.

9. An in vitro cell containing the double stranded RNAi agent of any one of claims 1 to 8.

25

10. A pharmaceutical composition comprising the double stranded RNAi agent of any one of claims 1 to 8.

11. The pharmaceutical composition of claim 10, wherein

30

(a) said RNAi agent is to be administered in an unbuffered solution, wherein preferably said unbuffered solution is saline or water; or

(b) said RNAi agent is to be administered with a buffer solution, wherein preferably said buffer solution comprises acetate, citrate, prolamine, carbonate, or phosphate or any combination thereof, and wherein most preferably said buffer solution is phosphate buffered saline (PBS).

35

12. A method of inhibiting PCSK9 expression in a cell, the method comprising:

(a) contacting the cell with the double stranded RNAi agent of any one of claims 1 to 8 or a pharmaceutical composition of claim 10 or 11; and

(b) maintaining the cell produced in step (a) for a time sufficient to obtain degradation of the mRNA transcript of a PCSK9 gene, thereby inhibiting expression of the PCSK9 gene in the cell,

40

wherein methods for treatment of the human or animal body by therapy are excluded.

45

13. A dsRNA of any one of claims 1 to 8 or the pharmaceutical composition of claim 10 or 11 for use in a method of treating a subject having a disorder mediated by PCSK9 expression.

14. The dsRNA or pharmaceutical composition for use of claim 13, wherein

50

(a) the subject is a human;

(b) the disorder is hypercholesterolemia;

(c) the double stranded RNAi agent is to be administered at a dose of about 0.01 mg/kg to about 10 mg/kg, about 0.5 mg/kg to about 50 mg/kg, or about 10 mg/kg to about 30 mg/kg; and/or

(d) the double stranded RNAi agent is to be administered subcutaneously or intravenously.

55

15. The dsRNA or pharmaceutical composition for use of claim 13 or 14,

wherein said RNAi agent is to be administered in a dosing regimen that includes a loading phase followed by a maintenance phase,

wherein the loading phase comprises administering a dose of 2 mg/kg, 1 mg/kg or 0.5 mg/kg five times a week, and wherein the maintenance phase comprises administering a dose of 2 mg/kg, 1 mg/kg or 0.5 mg/kg once a week,

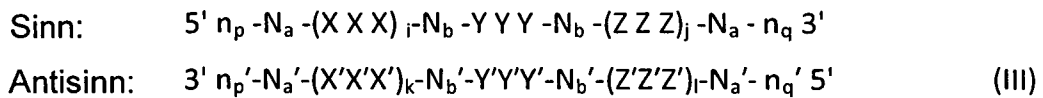
twice a week, three times a week, once every two weeks, once every three weeks, once a month, once every two months, once every three months, once every four months, once every five months, or once every six months.

5 **Patentansprüche**

1. Doppelsträngiges RNAi Agens, das die Expression von Proprotein Konvertase Subtilisin Kexin 9 (PCSK9) in einer Zelle inhibieren kann, wobei das doppelsträngige RNAi Agens umfasst:

10 (a) einen Sinnstrang der komplementär zu einem Antisinnstrang ist, wobei der Antisinnstrang einen Bereich umfasst, der zu einem Teil einer PCSK9-kodierenden mRNA komplementär ist, wobei jeder Strang etwa 17 bis etwa 30 Nukleotide lang ist, wobei der Antisinnstrang mindestens 17 Nukleotide der Nukleobasensequenz ACAAAGCAAAACAGGUCUAG (SEQ ID Nr: 412) umfasst und das doppelsträngige RNAi Agens durch die Formel (III) dargestellt ist

15



20

wobei:

i, j, k und l unabhängig voneinander 0 oder 1 sind;

p, p', q und q' unabhängig voneinander 0-6 sind;

25

N_a und N_a' unabhängig voneinander eine Oligonukleotidsequenz darstellen, die 0-25 Nukleotide umfasst, die entweder modifiziert oder unmodifiziert oder Kombinationen davon sind, wobei jede Sequenz mindestens zwei unterschiedlich modifizierte Nukleotide umfasst;

N_b und N_b' unabhängig voneinander eine Oligonukleotidsequenz darstellen, die 0-10 Nukleotide umfasst, die entweder modifiziert oder unmodifiziert oder Kombinationen davon sind;

30

n_p, n_p', n_q und n_q', von denen jedes anwesend sein kann oder nicht, jeweils unabhängig voneinander ein Überhangnukleotid darstellen;

XXX, YYY, ZZZ, X'X'X', Y'Y'Y' und Z'Z'Z' jeweils unabhängig voneinander ein Motiv von drei identischen Modifikationen auf drei aufeinanderfolgenden Nukleotiden darstellen;

35

Modifikationen von N_b sich von der Modifikation von Y, und Modifikationen von N_b' sich von der Modifikation von Y' unterscheiden;

wobei die Modifikationen der Nukleotide 2'-O-Methyl oder 2'-Fluor Modifikationen sind; und

wobei der Ligand eines oder mehrere GalNAc Derivate ist/sind, die über einen bivalenten oder trivalenten verzweigten Linker verbunden sind; oder

40

(b) einen Antisinnstrang, der aus der Nukleotidsequenz asCfsaAfaAfgCfaAfaAfcAfgGfuCfuagsasa besteht und einen Sinnstrang,

der aus der Nukleotidsequenz csusagacCfuGfudTuugcuuuugu besteht,

wobei a, g, c und u 2'-O-Methyl (2'-OMe) modifizierte A, G, C bzw. U Nukleotide sind; Af, Gf, Cf und Uf Nukleotide 2'-Fluor-modifizierte A, G, C bzw. U Nukleotide sind; dT ein Desoxy-Thymin Nukleotid ist und s eine Phosphorothioatverknüpfung ist;

45

und wobei der Sinnstrang an mindestens einen Liganden konjugiert ist.

2. Doppelsträngiges RNAi Agens nach Anspruch 1, wobei

50

(a) der Antisinnstrang die Nukleobasensequenz ACAAAGCAAAACAGGUCUAGAA (SEQ ID Nr: 418) umfasst;

(b) der Sinnstrang die Nukleobasensequenz AGACCUGUUUUGCUUUUGU (SEQ ID Nr: 191) umfasst;

(c) der Sinnstrang die Nukleobasensequenz CUAGACCUGUUUUGCUUUUGU (SEQ ID Nr: 197) umfasst;

(d) der Antisinnstrang die Nukleobasensequenz ACAAAGCAAAACAGGUCUAGAA (SEQ ID Nr: 418) umfasst

und der Sinnstrang die Nukleobasensequenz CUAGACCUGUUUUGCUUUUGU (SEQ ID Nr: 197) umfasst;

55

(e) der Antisinnstrang die Nukleobasensequenz ACAAAGCAAAACAGGUCUAG (SEQ ID Nr: 412) umfasst

und der Sinnstrang die Nukleobasensequenz AGACCUGUUUUGCUUUUGU (SEQ ID Nr: 191) umfasst; oder

(f) der Antisinnstrang die Nukleobasensequenz ACAAAGCAAAACAGGUCUAGAA (SEQ ID Nr: 418) umfasst

und der Sinnstrang die Nukleobasensequenz CUAGACCUGUTUUGCUUUUGU (SEQ ID NO: 1665) umfasst.

3. Doppelsträngiges RNAi Agens nach Anspruch 1, wobei die doppelsträngige Region 17-23 Nukleotidpaare lang, 17-25 Nukleotidpaare lang, 23-27 Nukleotidpaare lang, 19-21 Nukleotidpaare lang oder 21-23 Nukleotidpaare lang ist.

5 4. Doppelsträngiges RNAi Agens nach Anspruch 1, wobei die dsRNA umfasst:

(a) einen Antisinnstrang, der aus der Nukleotidsequenz aCfaAfaAfgCfaAfaacAfgGfuCfuAfgsAfsa (SEQ ID Nr: 1151) besteht und einen Sinnstrang, der aus der Nukleotidsequenz CfuAfgAfcCfuGfUfUfuUfgCfuUfuUfgUf (SEQ ID Nr: 600) besteht;

10 (b) einen Antisinnstrang, der aus der Nukleotidsequenz aCfaAfAfAfgCfaAfaacAfgGfuCfuAfgsAfsa (SEQ ID Nr: 1246) besteht und einen Sinnstrang, der aus der Nukleotidsequenz CfuAfgAfcCfuGfUfUfuUfgCfuuuUfgUf (SEQ ID Nr: 695) besteht;

(c) einen Antisinnstrang, der aus der Nukleotidsequenz aCfaaaAfgCfaAfaacAfgGfuCfuAfgsAfsa (SEQ ID Nr: 1253) besteht und einen Sinnstrang, der aus der Nukleotidsequenz CfuAfgAfcCfuGfUfUfuUfgCfuUfuUfgUf (SEQ ID Nr: 702) besteht;

(d) einen Antisinnstrang, der aus der Nukleotidsequenz aCfaAfAfAfgCfaAfaacAfgGfuCfusAfsa (SEQ ID Nr: 1263) besteht und einen Sinnstrang, der aus der Nukleotidsequenz AfgAfcCfuGfUfUfuUfgCfuuuUfgUf (SEQ ID Nr: 712) besteht;

20 (e) einen Antisinnstrang, der aus der Nukleotidsequenz aCfaaaAfgCfaAfaacAfgGfuCfusAfsa (SEQ ID Nr: 1269) besteht und einen Sinnstrang, der aus der Nukleotidsequenz AfgAfcCfuGfUfUfuUfgCfuUfuUfgUf (SEQ ID Nr: 718) besteht;

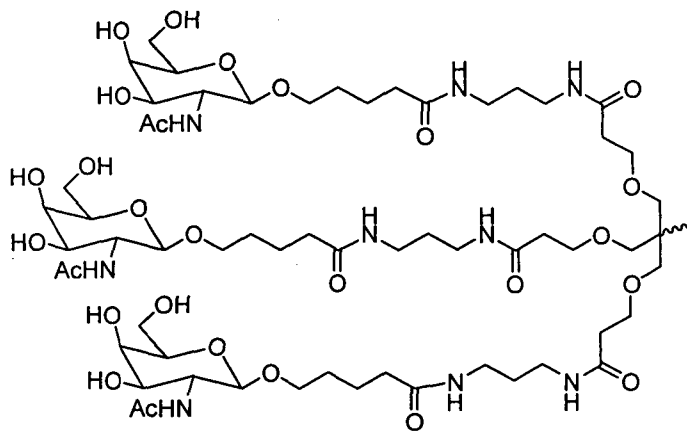
(f) einen Antisinnstrang, der aus der Nukleotidsequenz asCfsaAfaAfgCfaAfaacAfgGfuCfuAfgsasa (SEQ ID Nr: 1369) besteht und einen Sinnstrang, der aus der Nukleotidsequenz CfsusAfgAfcCfuGfUfUfuUfgCfuUfuUfgUf (SEQ ID Nr: 818) besteht;

25 (g) einen Antisinnstrang, der aus der Nukleotidsequenz asCfsaAfaagCfaAfaacAfgGfucuAfgsasa besteht und einen Sinnstrang, der aus der Nukleotidsequenz CfsusAfgAfcCfuGfUfUfuUfgcuuuugu besteht; oder

(h) einen Antisinnstrang, der aus der Nukleotidsequenz asCfsaAfaAfgCfaAfaacAfgGfuCfusAfgsasa (SEQ ID Nr: 1400) besteht und einen Sinnstrang, der aus der Nukleotidsequenz CfsusAfgAfcCfuGfUfUfuUfgCfsuUfsu-UfsgsUfs (SEQ ID Nr: 849) besteht;

30 wobei a, g, c und u 2'-O-Methyl (2'-OMe) modifizierte A, G, C bzw. U Nukleotide sind; Af, Gf, Cf und Uf Nukleotide 2'-Fluor-modifizierte A, G, C bzw. U Nukleotide sind; dT ein Desoxy-Thymin Nukleotid ist und s eine Phosphorothioatverknüpfung ist.

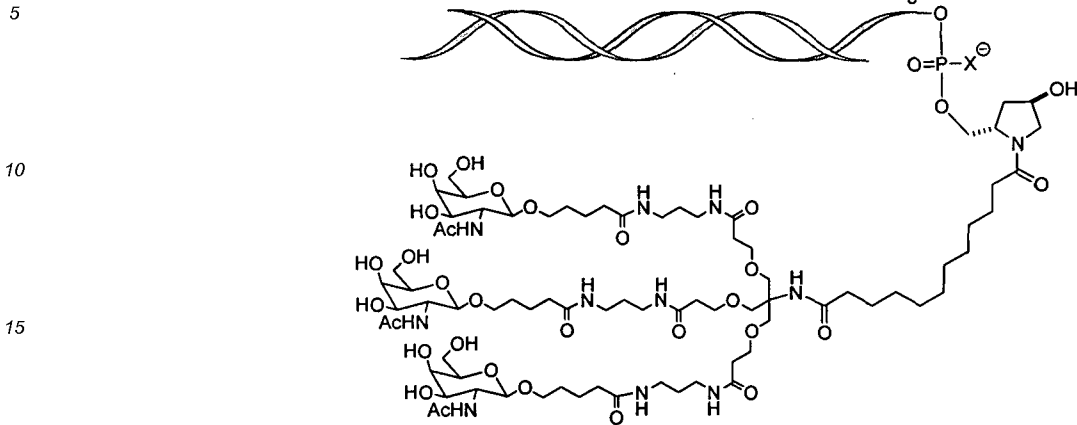
35 5. Doppelsträngiges RNAi Agens nach einem der Ansprüche 1 bis 4, wobei der Ligand



ist.

55 6. Doppelsträngiges RNAi Agens nach einem der Ansprüche 1 bis 5, wobei der Ligand an das 3'-Ende des Sinnstrangs gebunden ist.

7. Doppelsträngiges RNAi Agens nach Anspruch 6, wobei das RNAi Agens mit dem Liganden wie im folgenden Schema gezeigt konjugiert ist



20 wobei X O oder S ist.

8. Doppelsträngiges RNAi Agens nach einem der Ansprüche 1 bis 7, wobei der Sinnstrang insgesamt 21 Nukleotide und der Antisinnstrang insgesamt 23 Nukleotide hat.

25 9. In vitro Zelle, enthaltend das doppelsträngige RNAi Agens nach einem der Ansprüche 1 bis 8.

10. Pharmazeutische Zusammensetzung, umfassend das doppelsträngige RNAi Agens nach einem der Ansprüche 1 bis 8.

30 11. Pharmazeutische Zusammensetzung nach Anspruch 10, wobei

(a) das RNAi Agens in einer ungepufferten Lösung zu verabreichen ist, wobei vorzugsweise die ungepufferte Lösung eine Salzlösung oder Wasser ist; oder

35 (b) das RNAi Agens mit einer gepufferten Lösung zu verabreichen ist; wobei vorzugsweise die Pufferlösung Azetat, Zitrat, Prolamin, Karbonat oder Phosphat oder eine Kombination davon umfasst, und wobei am stärksten bevorzugt die Pufferlösung Phosphat-gepufferte Salzlösung (PBS) ist.

12. Verfahren zum Inhibieren der PCSK9 Expression in einer Zelle, wobei das Verfahren umfasst:

40 (a) in Kontakt bringen der Zelle mit dem doppelsträngigen RNAi Agens nach einem der Ansprüche 1 bis 8 oder einer pharmazeutischen Zusammensetzung nach Anspruch 10 oder 11; und

(b) Aufrechterhalten der in Schritt (a) hergestellten Zelle für eine Zeit, die ausreicht, Abbau des mRNA Transkripts eines PCSK9 Gens zu erhalten, wodurch die Expression des PCSK9 Gens in der Zelle inhibiert wird,

45 wobei Verfahren zur Behandlung des menschlichen oder tierischen Körpers mittels Therapie ausgeschlossen sind.

13. dsRNA nach einem der Ansprüche 1 bis 8 oder pharmazeutische Zusammensetzung nach Anspruch 10 oder 11 für die Verwendung in einem Verfahren zum Behandeln eines Individuums das eine Störung hat, die durch PCSK9 Expression vermittelt wird.

50

14. dsRNA oder pharmazeutische Zusammensetzung für die Verwendung nach Anspruch 13, wobei

(a) das Individuum ein Mensch ist;

(b) die Störung Hypercholesterinämie ist;

55 (c) das doppelsträngige RNAi Agens in einer Dosis von etwa 0,01 mg/kg bis etwa 10 mg/kg, etwa 0,5 mg/kg bis etwa 50 mg/kg oder etwa 10 mg/kg bis etwa 30 mg/kg zu verabreichen ist; und/oder

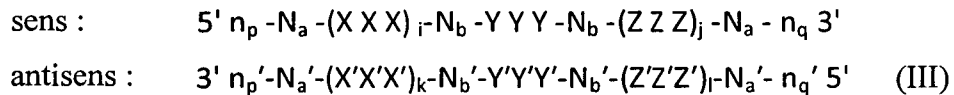
(d) das doppelsträngige RNAi Agens subkutan oder intravenös zu verabreichen ist.

15. dsRNA oder pharmazeutische Zusammensetzung für die Verwendung nach Anspruch 13 oder 14, wobei das RNAi Agens gemäß eines Dosierungsschemas zu verabreichen ist, das eine Anfangsphase, gefolgt von einer Aufrechterhaltungsphase umfasst,
 wobei die Anfangsphase das Verabreichen einer Dosis von 2 mg/kg, 1 mg/kg oder 0,5 mg/kg fünfmal pro Woche umfasst, und
 wobei die Aufrechterhaltungsphase das Verabreichen einer Dosis von 2 mg/kg, 1 mg/kg oder 0,5 mg/kg einmal pro Woche, zweimal pro Woche, dreimal pro Woche, einmal alle zwei Wochen, einmal alle drei Wochen, einmal im Monat, einmal alle zwei Monate, einmal alle drei Monate, einmal alle vier Monate, einmal alle fünf Monate oder einmal alle sechs Monate umfasst.

Revendications

1. Agent ARNi double brin capable d'inhiber l'expression de la proprotéine convertase subtilisine kexine 9 (PCSK9) dans une cellule, dans lequel ledit agent ARNi double brin comprend :

(a) un brin sens complémentaire d'un brin antisens, dans lequel ledit brin antisens comprend une région complémentaire d'une partie d'un ARNm codant PCSK9, dans lequel chaque brin a une longueur d'environ 17 à environ 30 nucléotides, dans lequel ledit brin antisens comprend au moins 17 nucléotides provenant de la séquence de bases nucléiques ACAAAGCAAACAGGUCUAG (SEQ ID No: 412) et l'agent ARNi double brin est représenté par la formule (III) :



dans laquelle :

i, j, k, et l sont chacun indépendamment 0 ou 1 ; p, p', q, et q' sont chacun indépendamment 0-6 ;
 chaque N_a et N_a' représente indépendamment une séquence d'oligonucléotides comprenant de 0 à 25 nucléotides qui sont soit modifiés, soit non modifiés ou des combinaisons de ceux-ci, chaque séquence comprenant au moins deux nucléotides modifiés différemment ;
 chaque N_b et N_b' représente indépendamment une séquence d'oligonucléotides comprenant de 0 à 10 nucléotides qui sont soit modifiés, soit non modifiés ou des combinaisons de ceux-ci ;
 chaque n_p, n_p', n_q, et n_q', chacun d'eux pouvant être présent ou non, représente indépendamment un nucléotide d'extrémité sortante ;
 XXX, YYY, ZZZ, X'X'X', Y'Y'Y', et Z'Z'Z' chacun représente indépendamment un motif de trois modifications identiques sur trois nucléotides consécutifs ;
 les modifications sur N_b diffèrent de la modification sur Y et les modifications sur N_b' diffèrent de la modification sur Y' ;
 dans lequel les modifications sur les nucléotides sont des modifications 2'-O-méthyle ou 2'-fluoro ; et
 dans lequel le ligand est un ou plusieurs dérivés GalNAc attachés par un leur ramifié bivalent ou trivalent ; ou

(b) un brin antisens consistant en la séquence de nucléotides asCfsaAfAfaAfgCfaAfaAfcAfgGfuCfuagsasa et un brin sens consistant en la séquence de nucléotides csuasagacCfuGfudTuugcuuuugu,

dans lequel a, g, c, et u sont respectivement des nucléotides A, G, C, et U modifiés par un 2'-O-méthyle (2'-OMe); Af, Gf, Cf et Uf sont respectivement des nucléotides A, G, C, et U modifiés par un 2'-fluoro; dT est un nucléotide désoxy-thymine et s une liaison phosphorothioate ; et dans lequel le brin sens est conjugué à au moins un ligand.

2. Agent ARNi double brin selon la revendication 1, dans lequel

(a) le brin antisens comprend la séquence de bases nucléiques ACAAAGCAAACAGGUCUAGAA (SEQ ID No: 418) ;
 (b) le brin sens comprend la séquence de bases nucléiques AGACCUGUUUUGCUUUUGU (SEQ ID No: 191) ;
 (c) le brin sens comprend la séquence de bases nucléiques CUAGACCUGUUUUGCUUUUGU (SEQ ID No: 197) ;

EP 2 929 031 B1

(d) le brin antisens comprend la séquence de bases nucléiques ACAAAGCAAACAGGUCUAGAA (SEQ ID No: 418) et le brin sens comprend la séquence de bases nucléiques CUAGACCUGUUUUGCUUUUGU (SEQ ID No: 197) ;

5 (e) le brin antisens comprend la séquence de bases nucléiques ACAAAGCAAACAGGUCUAG (SEQ ID No: 412) et le brin sens comprend la séquence de bases nucléiques AGACCUGUUUUGCUUUUGU (SEQ ID No: 191) ; ou

(f) le brin antisens comprend la séquence de bases nucléiques ACAAAGCAAACAGGUCUAGAA (SEQ ID No: 418) et le brin sens comprend la séquence de bases nucléiques CUAGACCUGUTUUGCUUUUGU (SEQ ID No: 1665).

10 3. Agent ARNi double brin selon la revendication 1, dans lequel la région double brin a une longueur de 17 à 23 paires de nucléotides, une longueur de 17 à 25 paires de nucléotides, une longueur de 23 à 27 paires de nucléotides, une longueur de 19 à 21 paires de nucléotides, ou une longueur de 21 à 23 paires de nucléotides.

15 4. Agent ARNi double brin selon la revendication 1, dans lequel l'ARNdb comprend :

(a) un brin antisens consistant en la séquence de nucléotides aCfaAfaAfgCfaAfaacAfgGfuCfuAfgsAfsa (SEQ ID No: 1151) et un brin sens consistant en la séquence de nucléotides CfuAfgAfcCfuGfUfUfuUfgCfuUfuUfgUf (SEQ ID No: 600) ;

20 (b) un brin antisens consistant en la séquence de nucléotides aCfaAfAfAfgCfaAfaacAfgGfuCfuAfgsAfsa (SEQ ID No: 1246) et un brin sens consistant en la séquence de nucléotides CfuAfgAfcCfuGfUfUfuUfgCfuuuUfgUf (SEQ ID No: 695) ;

(c) un brin antisens consistant en la séquence de nucléotides aCfaaaAfgCfaAfaacAfgGfuCfuAfgsAfsa (SEQ ID No: 1253) et un brin sens consistant en la séquence de nucléotides CfuAfgAfcCfuGfUfUfuUfgCfuUfUfUfgUf (SEQ ID No: 702) ;

25 (d) un brin antisens consistant en la séquence de nucléotides aCfaAfAfAfgCfaAfaacAfgGfuCfusAfsa (SEQ ID No: 1263) et un brin sens consistant en la séquence de nucléotides AfgAfcCfuGfUfUfuUfgCfuuuUfgUf (SEQ ID No: 712) ;

(e) un brin antisens consistant en la séquence de nucléotides aCfaaaAfgCfaAfaacAfgGfuCfusAfsa (SEQ ID No: 1269) et un brin sens consistant en la séquence de nucléotides AfgAfcCfuGfUfUfuUfgCfuUfUfUfgUf (SEQ ID No: 718) ;

(f) un brin antisens consistant en la séquence de nucléotides asCfsaAfaAfgCfaAfaacAfgGfuCfuAfgsasa (SEQ ID No: 1369) et un brin sens consistant en la séquence de nucléotides CfsusAfgAfcCfuGfUfUfuUfgCfuUfuUfgUf (SEQ ID No: 818) ;

35 (g) un brin antisens consistant en la séquence de nucléotides asCfsaAfaagCfaAfaacAfgGfucuAfgsasa et un brin sens consistant en la séquence de nucléotides CfsusAfgAfcCfuGfUfUfuUfgcuuuugu ; ou

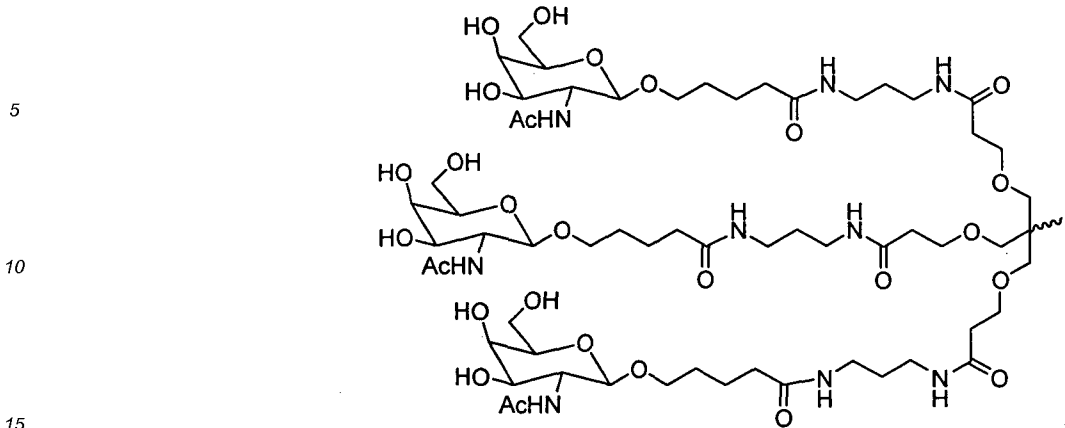
(h) un brin antisens consistant en la séquence de nucléotides asCfsaAfaAfsaCfaAfaacAfgGfuCfsuAfgsasa (SEQ ID No: 1400) et un brin sens consistant en la séquence de nucléotides CfsusAfgAfcCfuGfUfUfuUfgCf-suUfsuUfsgsUfs (SEQ ID No: 849) ;

40 dans lequel a, g, c, et u sont respectivement des nucléotides A, G, C, et U modifiés par un 2'-O-méthyle (2'-OMe); Af, Gf, Cf et Uf sont respectivement des nucléotides A, G, C, et U modifiés par un 2'-fluoro; dT est un nucléotide désoxy-thymine et s est une liaison phosphorothioate.

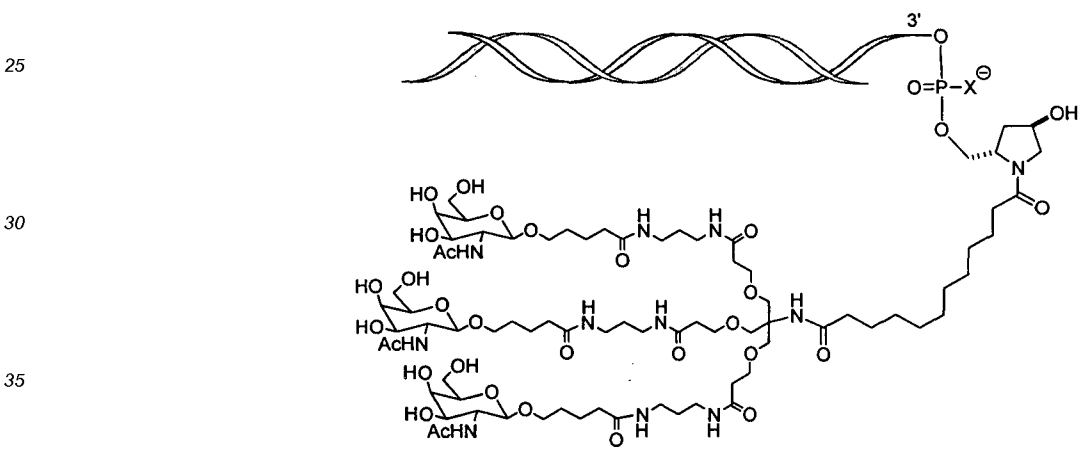
45 5. Agent ARNi double brin selon l'une quelconque des revendications 1 à 4, dans lequel le ligand est

50

55



6. Agent ARNi double brin selon l'une quelconque des revendications 1 à 5, dans lequel le ligand est lié à l'extrémité 3' du brin sens.
7. Agent ARNi double brin selon la revendication 6, dans lequel l'agent ARNi est conjugué au ligand comme illustré sur le schéma suivant



où X est O ou S.

8. Agent ARNi double brin selon l'une quelconque des revendications 1 à 7, dans lequel le brin sens a un total de 21 nucléotides et le brin antisens a un total de 23 nucléotides.
9. Cellule *in vitro* contenant l'agent ARNi double brin selon l'une quelconque des revendications 1 à 8.
10. Composition pharmaceutique comprenant l'agent ARNi double brin selon l'une quelconque des revendications 1 à 8.
11. Composition pharmaceutique selon la revendication 10, dans laquelle
- (a) l'agent ARNi doit être administré dans une solution non tamponnée, dans laquelle ladite solution non tamponnée est de préférence une solution salée ou de l'eau ; ou
- (b) l'agent ARNi doit être administré avec une solution tampon, dans laquelle ladite solution tampon comprend de préférence un tampon acétate, citrate, prolamine, carbonate, ou phosphate ou une combinaison quelconque de ceux-ci, et dans laquelle de manière préférée entre toute ladite solution tampon est une solution salée à tampon phosphate (PBS).

12. Méthode d'inhibition de l'expression de PCSK9 dans une cellule, la méthode comprenant :

EP 2 929 031 B1

- (a) la mise en contact de la cellule avec l'agent ARNi double brin selon l'une quelconque des revendications 1 à 8 ou une composition pharmaceutique selon la revendication 10 ou 11 ; et
(b) le maintien de la cellule obtenue à l'étape (a) pendant une durée suffisante pour obtenir la dégradation du transcrit d'ARNm d'un gène PCSK9, et inhiber ainsi l'expression du gène PCSK9 dans la cellule,

5

dans laquelle les méthodes de traitement visant le corps humain ou animal par thérapie sont exclues.

- 13.** ARNdb selon l'une quelconque des revendications 1 à 8 ou composition pharmaceutique selon la revendication 10 ou 11 pour une utilisation pour traiter d'un sujet souffrant d'un désordre médié par l'expression de PCSK9.

10

- 14.** ARNdb ou composition pharmaceutique pour une utilisation selon la revendication 13, dans lequel

- (a) le sujet est un humain ;
(b) le désordre est l'hypercholestérolémie ;
(c) l'agent ARNi double brin doit être administré à une dose d'environ 0,01 mg/kg à environ 10 mg/kg, d'environ 0,5 mg/kg à environ 50 mg/kg, ou d'environ 10mg/kg à environ 30 mg/kg ; et/ou
(d) l'agent ARNi double brin doit être administré par voie sous-cutanée ou intraveineuse.

15

- 15.** ARNdb ou composition pharmaceutique pour une utilisation selon la revendication 13 ou 14, dans lequel ledit agent ARNi doit être administré selon un schéma posologique qui comprend une phase d'attaque suivie d'une phase d'entretien,

20

dans lequel la phase d'attaque comprend l'administration d'une dose de 2 mg/kg, 1 mg/kg ou 0,5 mg/kg cinq fois par semaine, et

25

dans lequel la phase d'entretien comprend l'administration d'une dose de 2 mg/kg, 1 mg/kg ou 0,5 mg/kg une fois par semaine, deux fois par semaine, trois fois par semaine, une fois toutes les deux semaines, une fois toutes les trois semaines, une fois par mois, une fois tous les deux mois, une fois tous les trois mois, une fois tous les quatre mois, une fois tous les cinq mois, ou une fois tous les six mois.

30

35

40

45

50

55

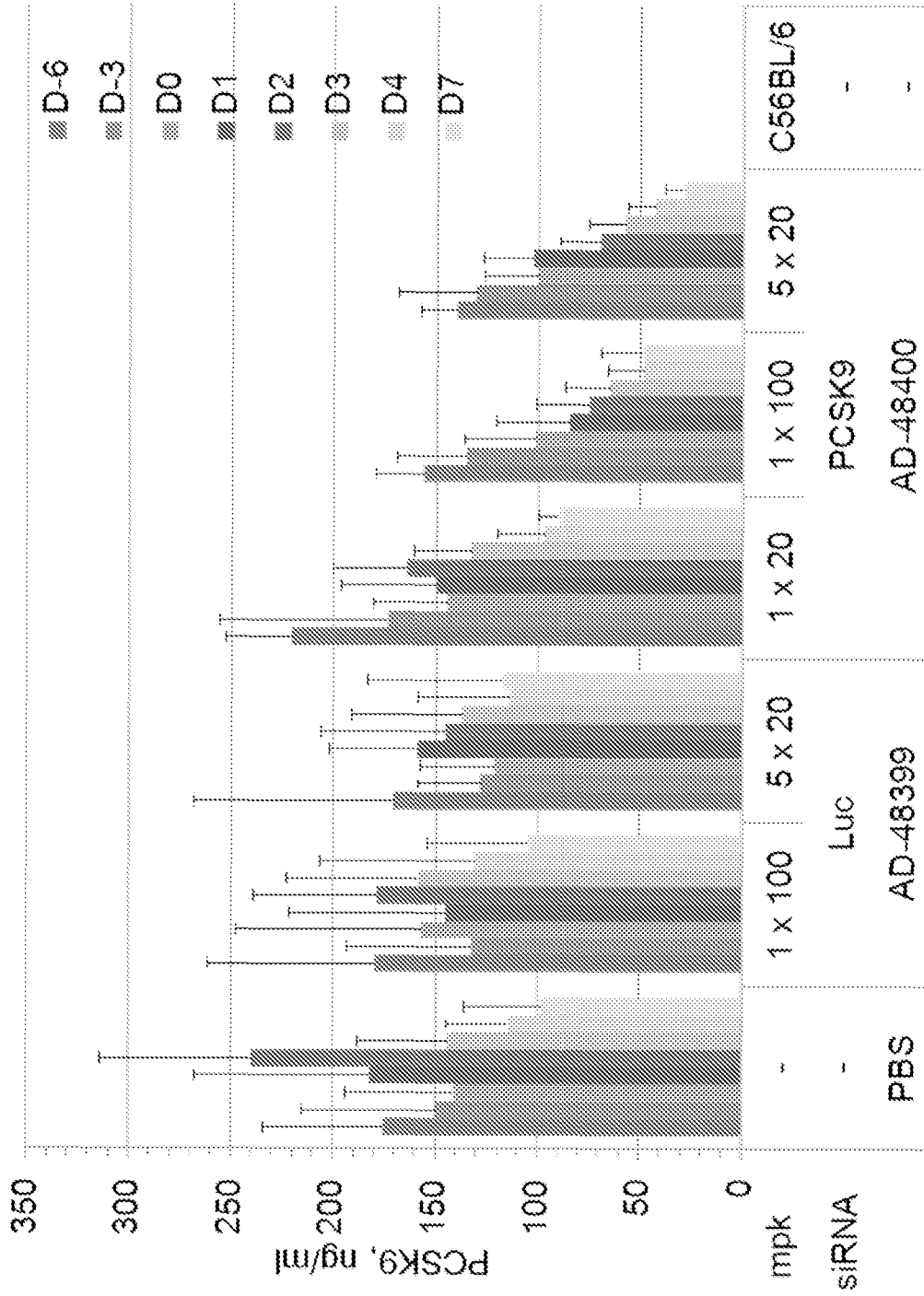


Figure 1

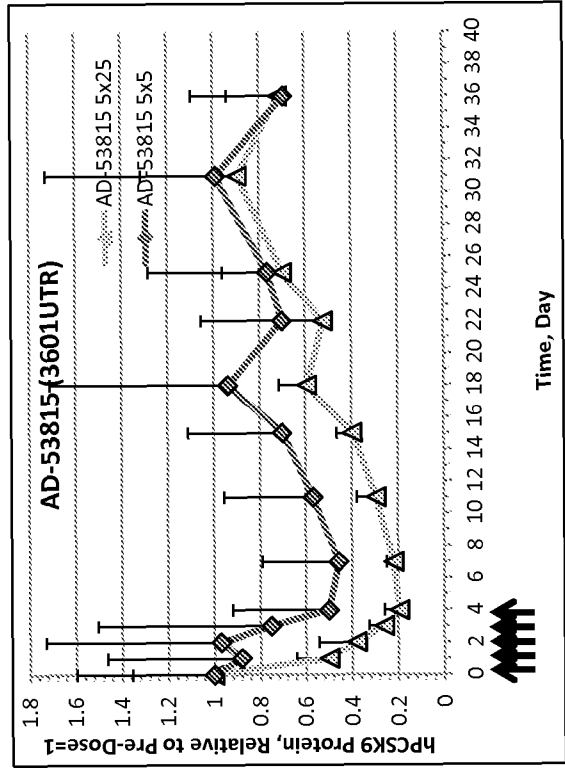
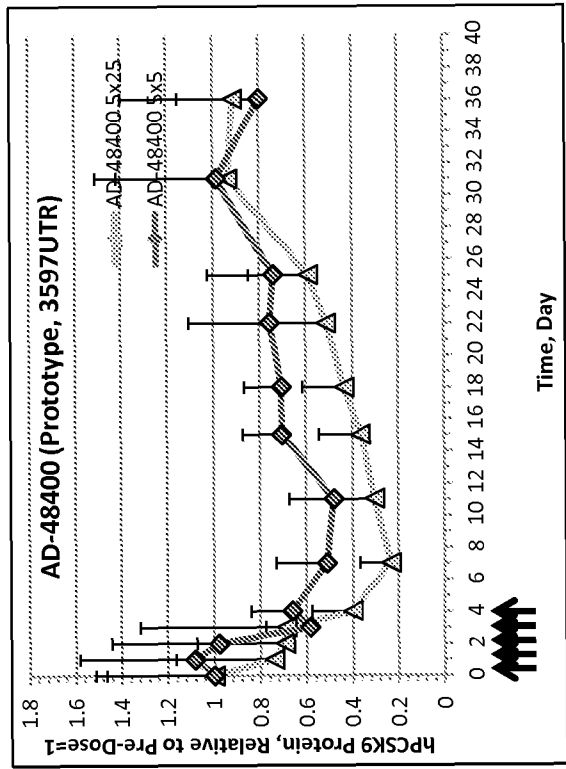
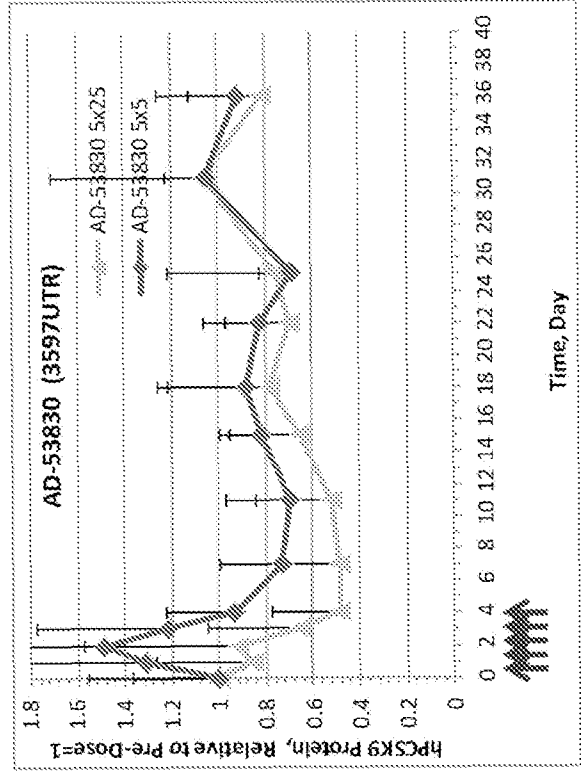
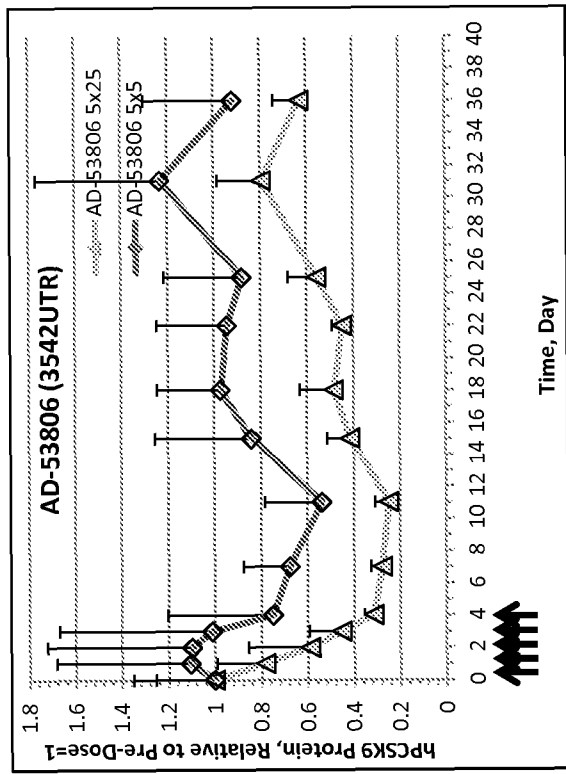


Figure 2A

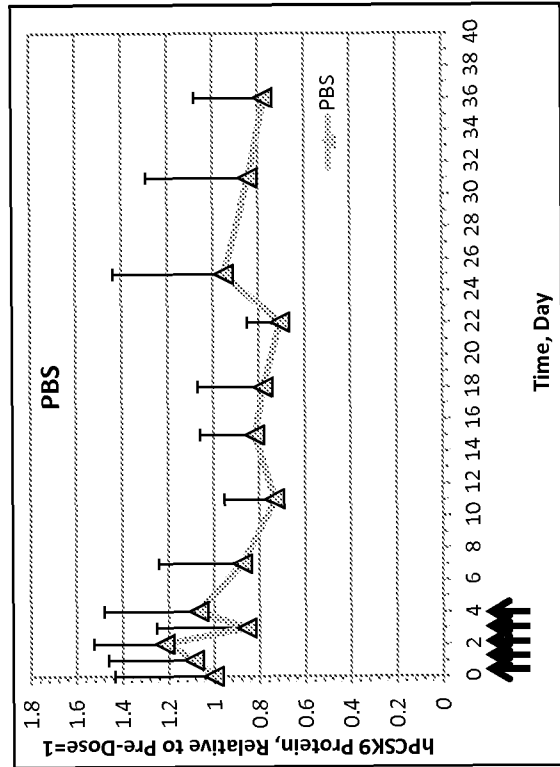
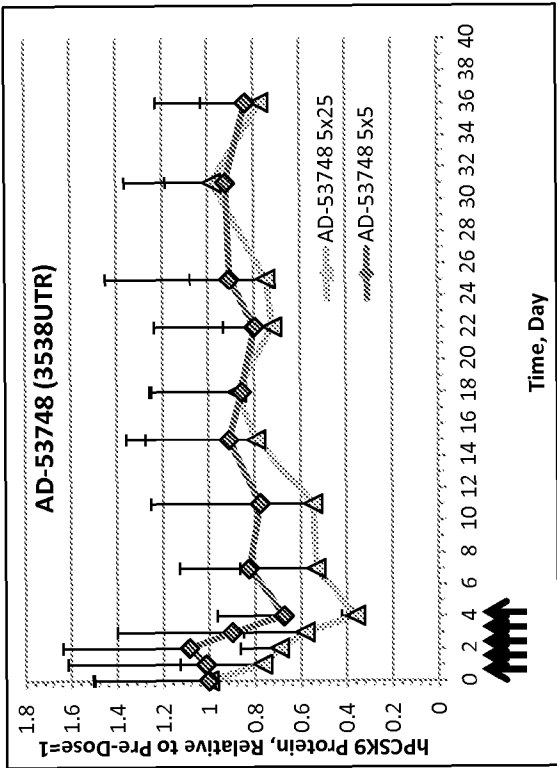
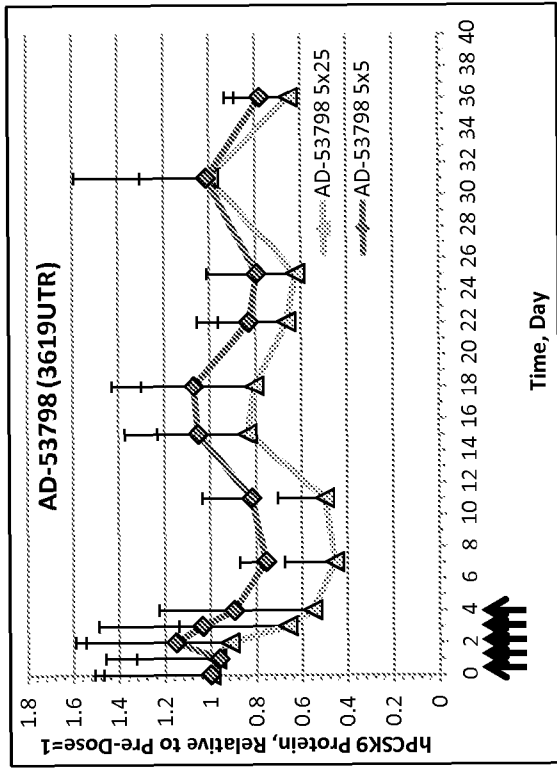


Figure 2B

Duplex	Sense		AS		Chemistry
AD-53815.5	A-110695.11	CfuAfgAfcCfuGfUfUfuUfgCfuUfuUfgUfL96	A-109545.18	aCfaAfaAfgCfaAfaacAfgGfuCfuAfgsAfsa	21/23 (Parent) 21/23 + inverted base
AD-56651.1	A-115523.1	(iC)uAfgAfcCfuGfUfUfuUfgCfuUfuUfgUfL96	A-115524.1	(iA)CfaAfaAfgCfaAfaacAfgGfuCfuAfgsAfs(iA)	21/23 + inverted base
AD-56610.1	A-115523.2	(iC)uAfgAfcCfuGfUfUfuUfgCfuUfuUfgUfL96	A-115525.1	aCfaAfaAfgCfaAfaacAfgGfuCfuAfgsAfs(iA)	21/23 + inverted base
AD-56634.1	A-115529.1	CbuAfgAfcCfuGfUfUfuUfgCfuUfuUfgUfL96	A-115530.1	AbCfaAfaAfgCfaAfaacAfgGfuCfuAfgsAfsAb	21/23 + L- Sugar
AD-56652.1	A-115533.1	CbuAfgAfcCfuGfUfUfuUfgCfuUfuUfgUfL96	A-115532.2	acaAfaAfgcaAfaacAfgGfuCfuAfgsAfsAb	21/23 + L- Sugar
AD-56663.1	A-115552.1	CfuAfgAfcCfuGfUfUfuUfgCfuUfuUfgUfL96	A-115553.1	aCfaAfaAfgCfaAfaacAfgGfuCfuAfgsAfsa	21/23
AD-56658.1	A-115564.1	CfuAfgAfcCfuGfUfUfuUfgCfuUfuUfgUfL96	A-115565.1	aCfaaaAfgCfaAfaacAfgGfuCfuAfgsAfsa	21/23
AD-56676.1	A-115584.1	AfgAfcCfuGfUfUfuUfgCfuUfuUfgUfL96	A-115585.1	aCfaAfaAfgCfaAfaacAfgGfuCfusAfgsg	19/21
AD-56666.1	A-115596.1	AfgAfcCfuGfUfUfuUfgCfuUfuUfgUfL96	A-115597.1	aCfaaaaAfgCfaAfaacAfgGfuCfusAfgsg	19/21
AD-57928	A-117428	CfsusAfgAfcCfuGfUfUfuUfgCfuUfuUfgUfL96	A-117429	asCfsaAfaAfgCfaAfaacAfgGfuCfuAfgsasa	6 PS version of parent

Figure 3

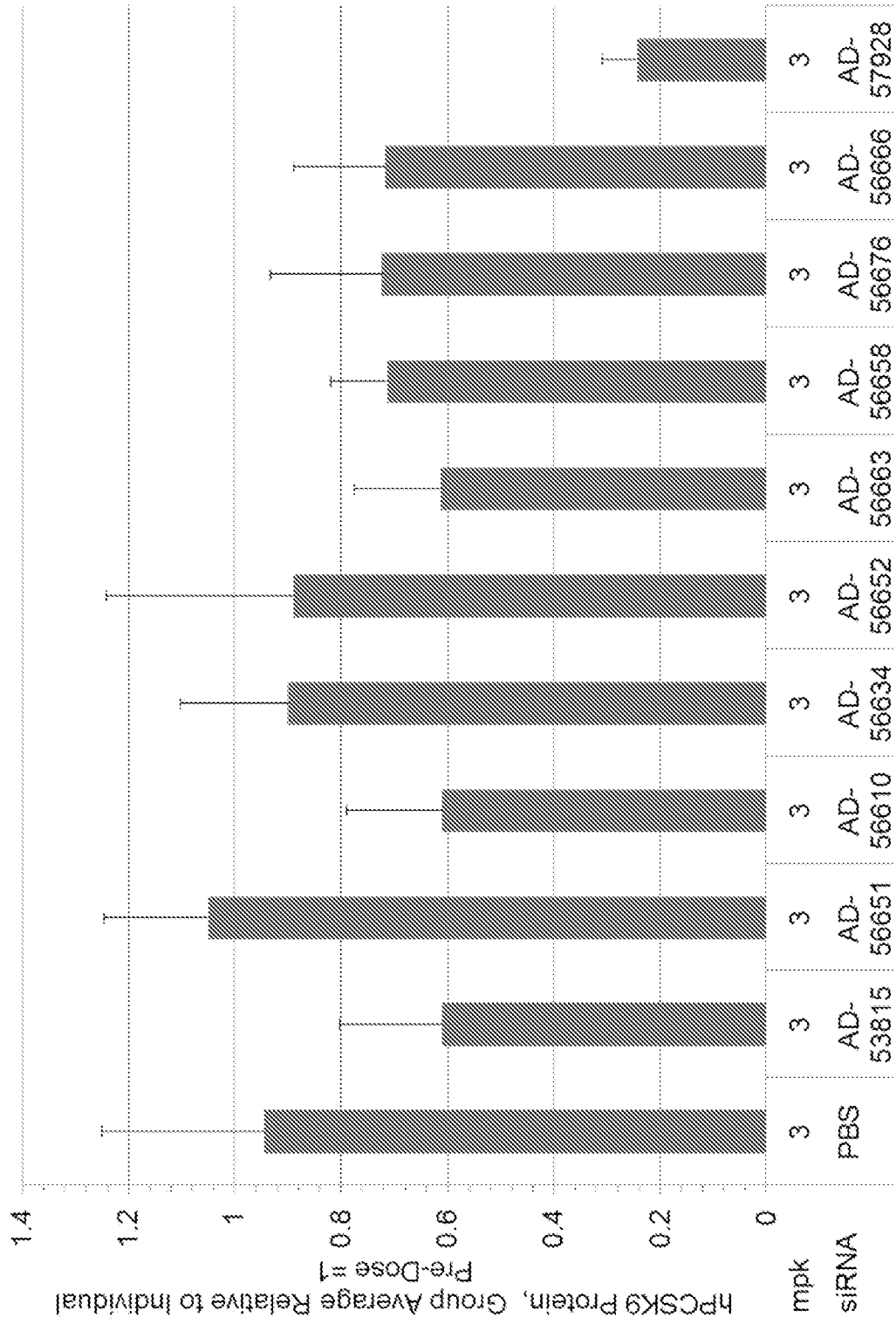


Figure 4

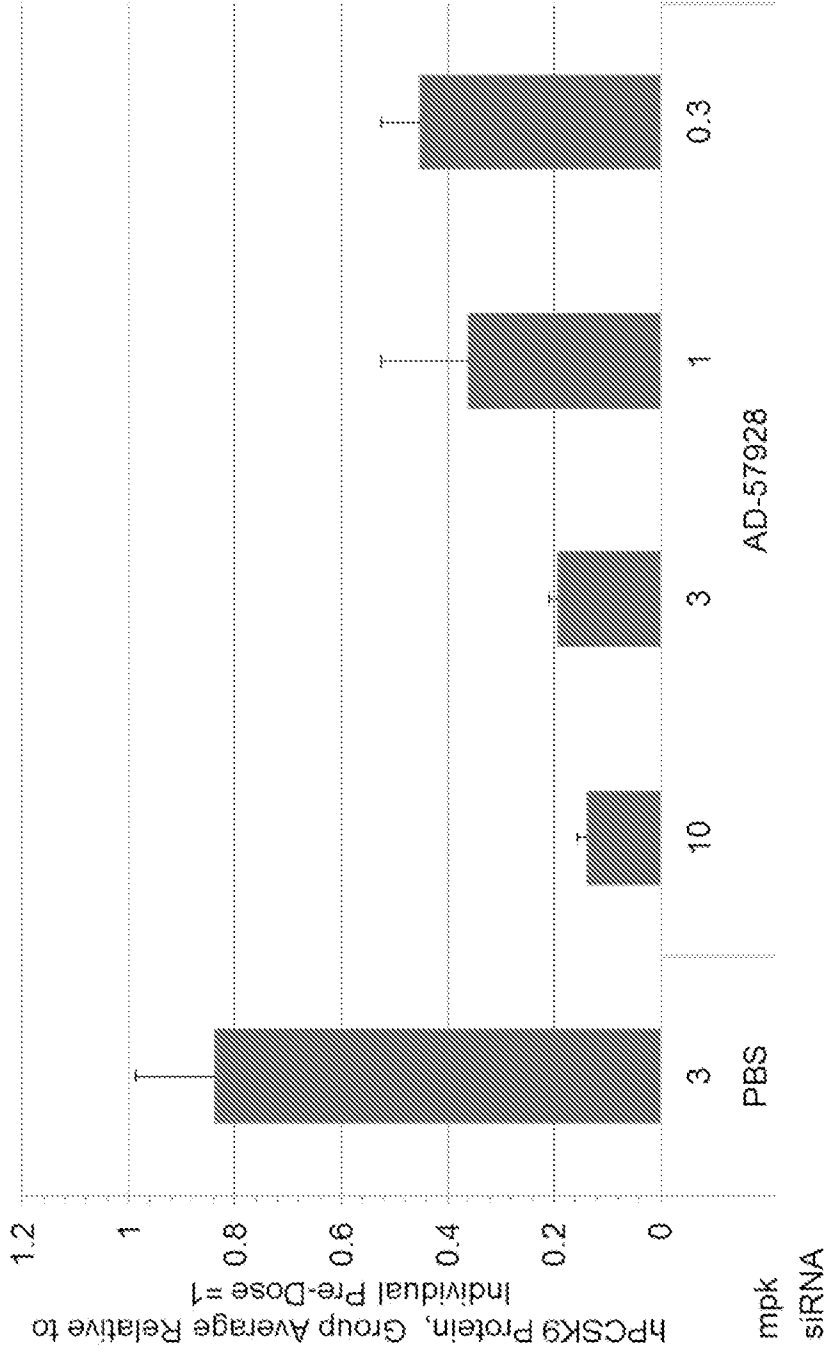


Figure 5

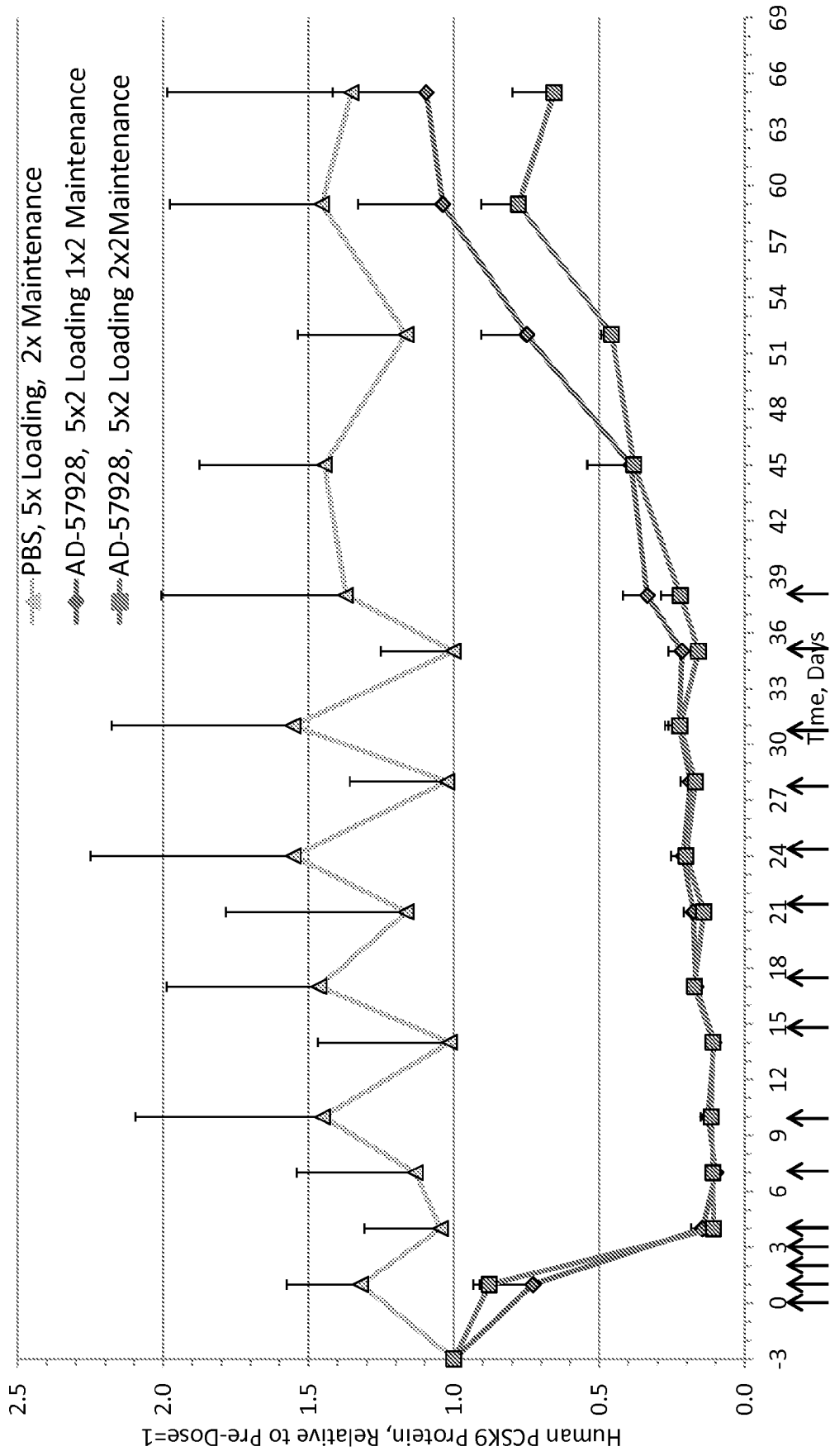


Figure 6

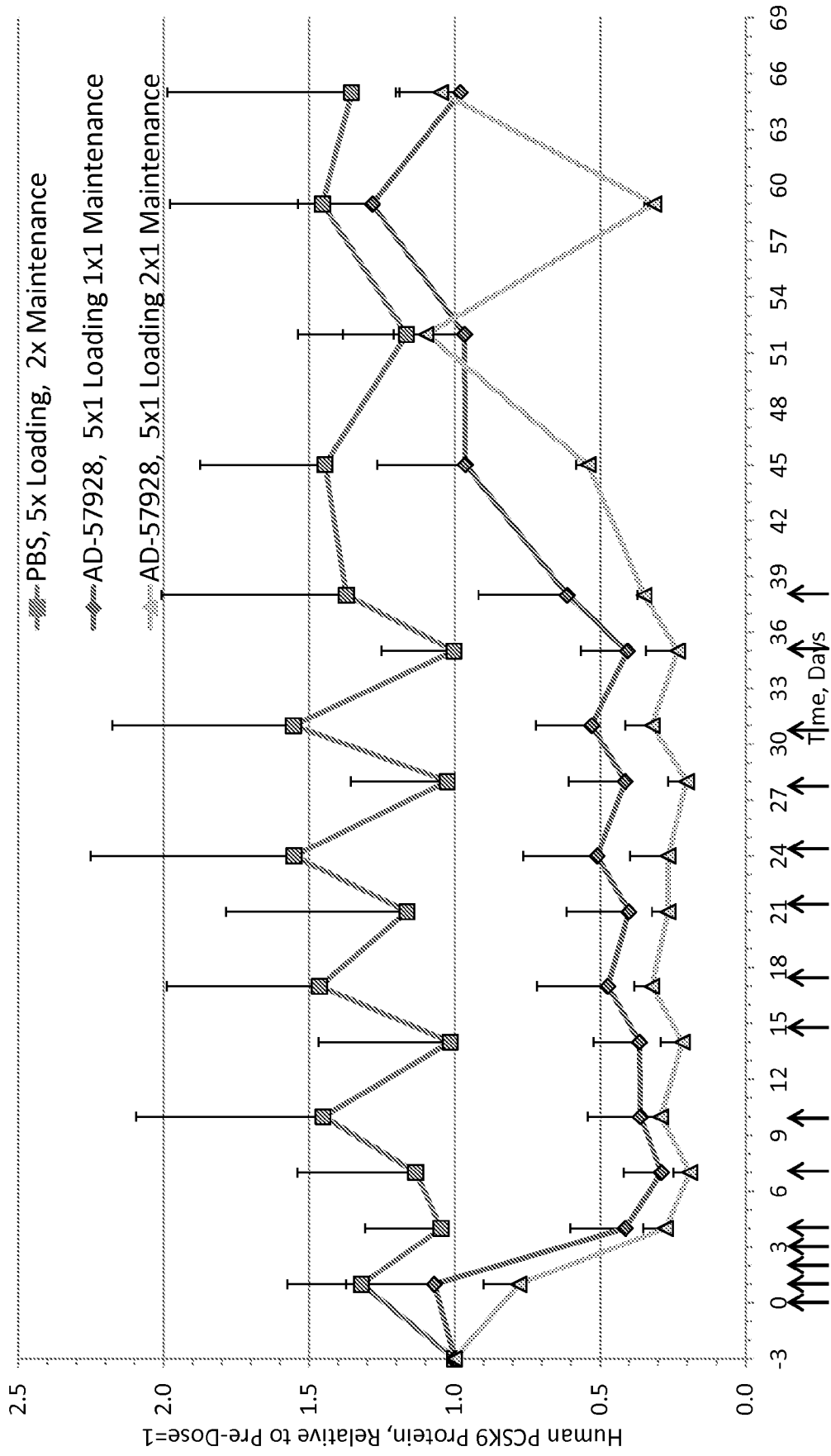


Figure 7

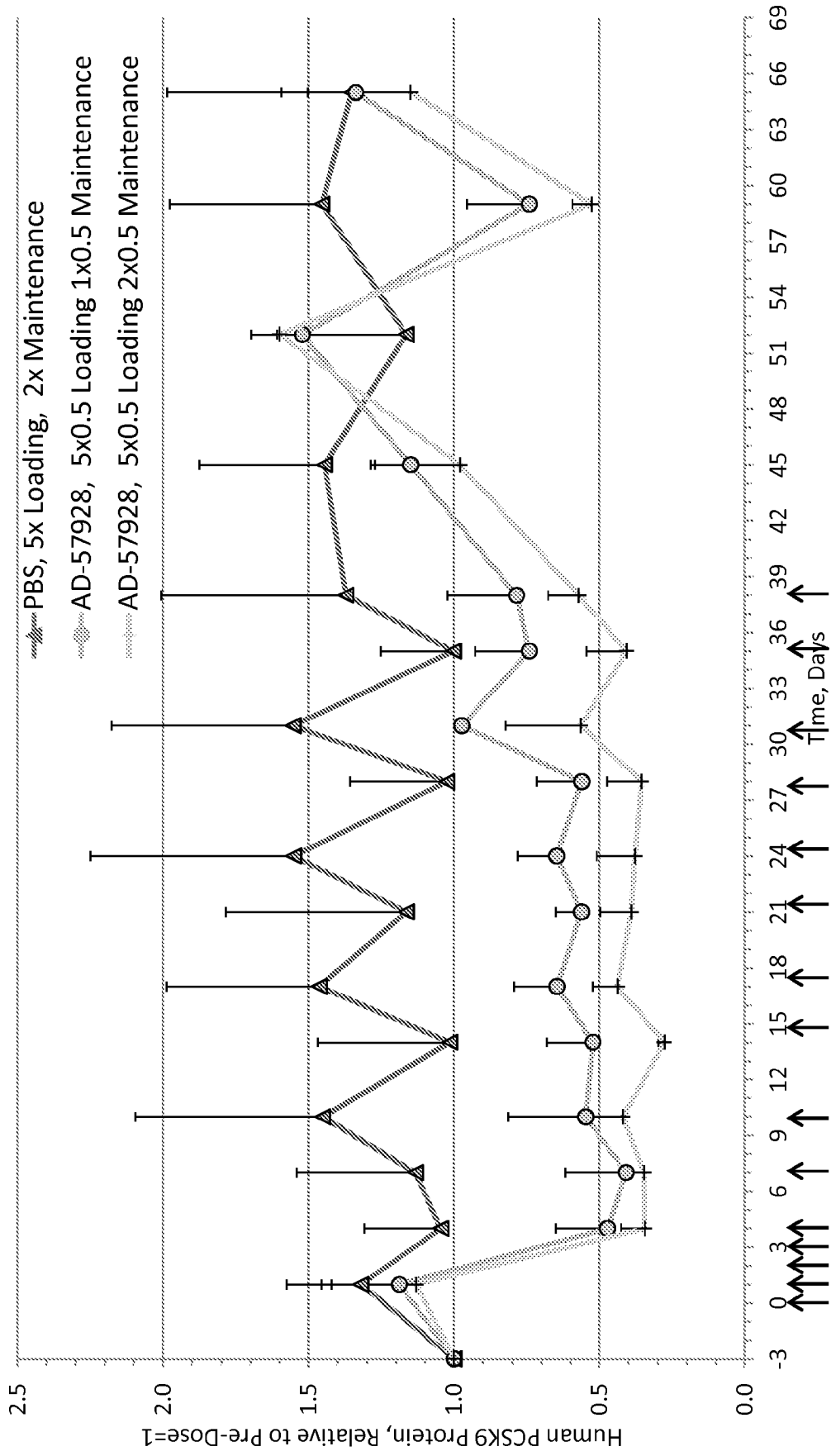


Figure 8

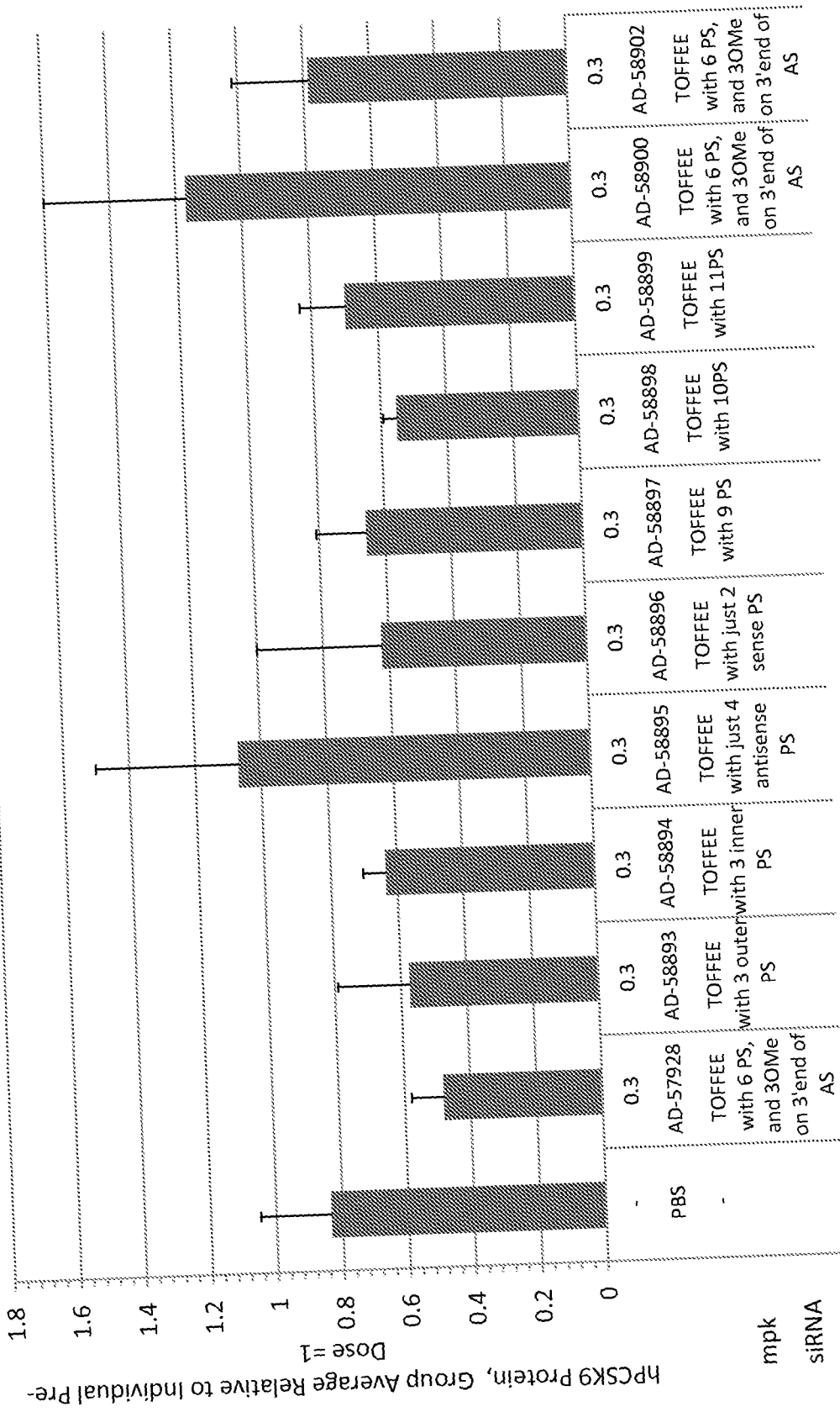


Figure 9

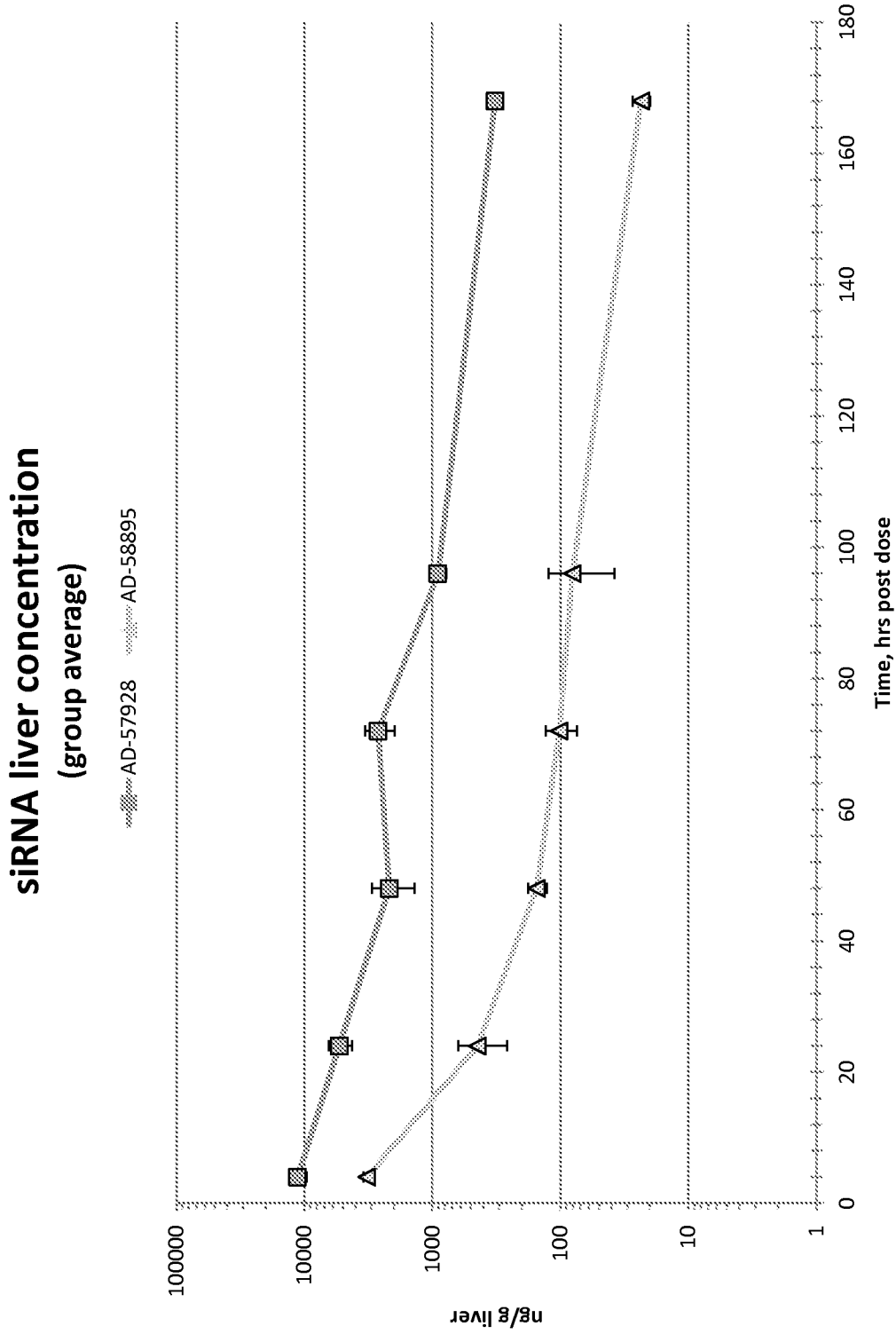


Figure 10

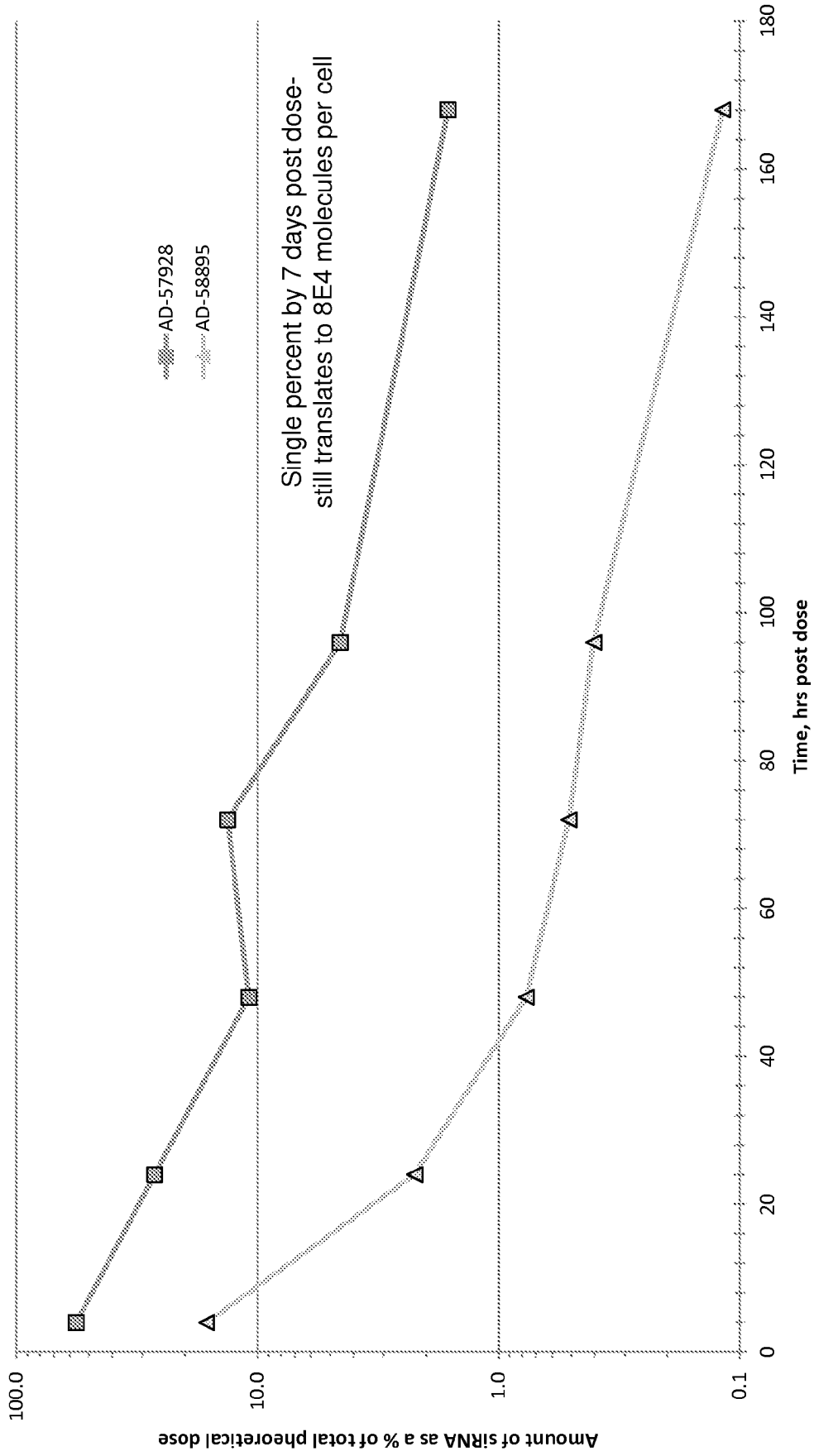


Figure 11

A.

Duplex	Sense ID	Sense	AS ID	Antisense
AD-57928 (parent)	A-117428	CfsusAfgAfcCfuGfUfUfuUfgCfuUfuUfgUfL96	A-117429	asCfsaAfaAfgCfaAfaacAfgGfuCfuAfgsasa
AD-59849	A-121244	CfsusAfgAfcCfuGfUfUfuUfgcuuuuugL96	A-121239	asCfsaAfaagCfaAfaacAfgGfucuAfgsasa
AD-60688	A-120188	csusagacCfuGfuuuuugcuuuuugL96	A-121239	asCfsaAfaagCfaAfaacAfgGfucuAfgsasa
AD-59223	A-120188	csusagacCfuGfuuuuugcuuuuugL96	A-120190	asCfsaAfaAfgCfaAfaAfcAfgGfuCfuagsasa
AD-60212	A-122088	csusagacCfuGfudTuugcuuuuugL96	A-120190	asCfsaAfaAfgCfaAfaAfcAfgGfuCfuagsasa
AD-59228	A-120197	CfsusAfgAfcCfuGfUfUfuUfgCfsuUfsuUfsgsUfsL96	A-120202	asCfsaAfaAfgCfaAfaacAfgGfuCfsuAfgsasa

B.

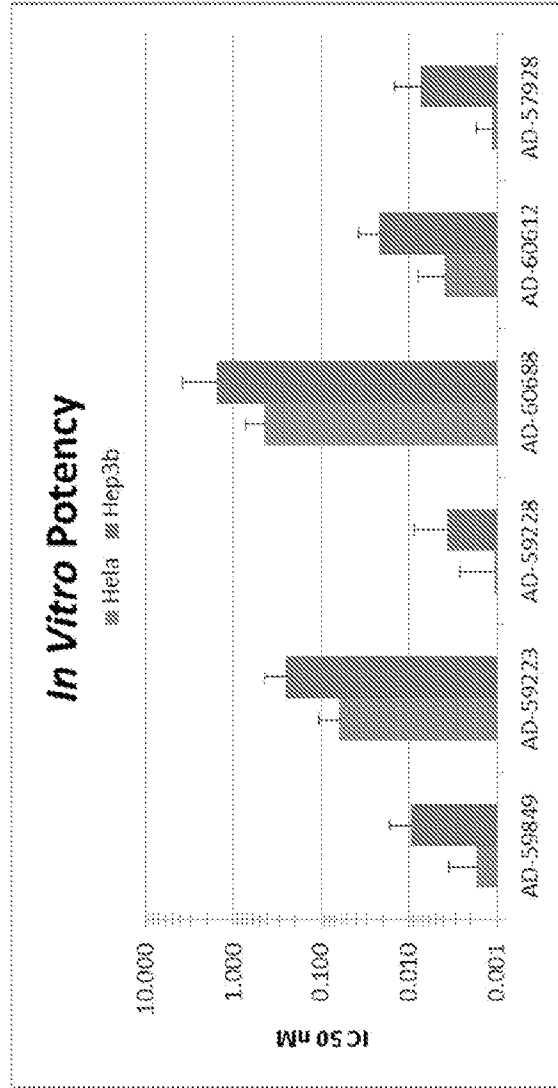


Figure 12

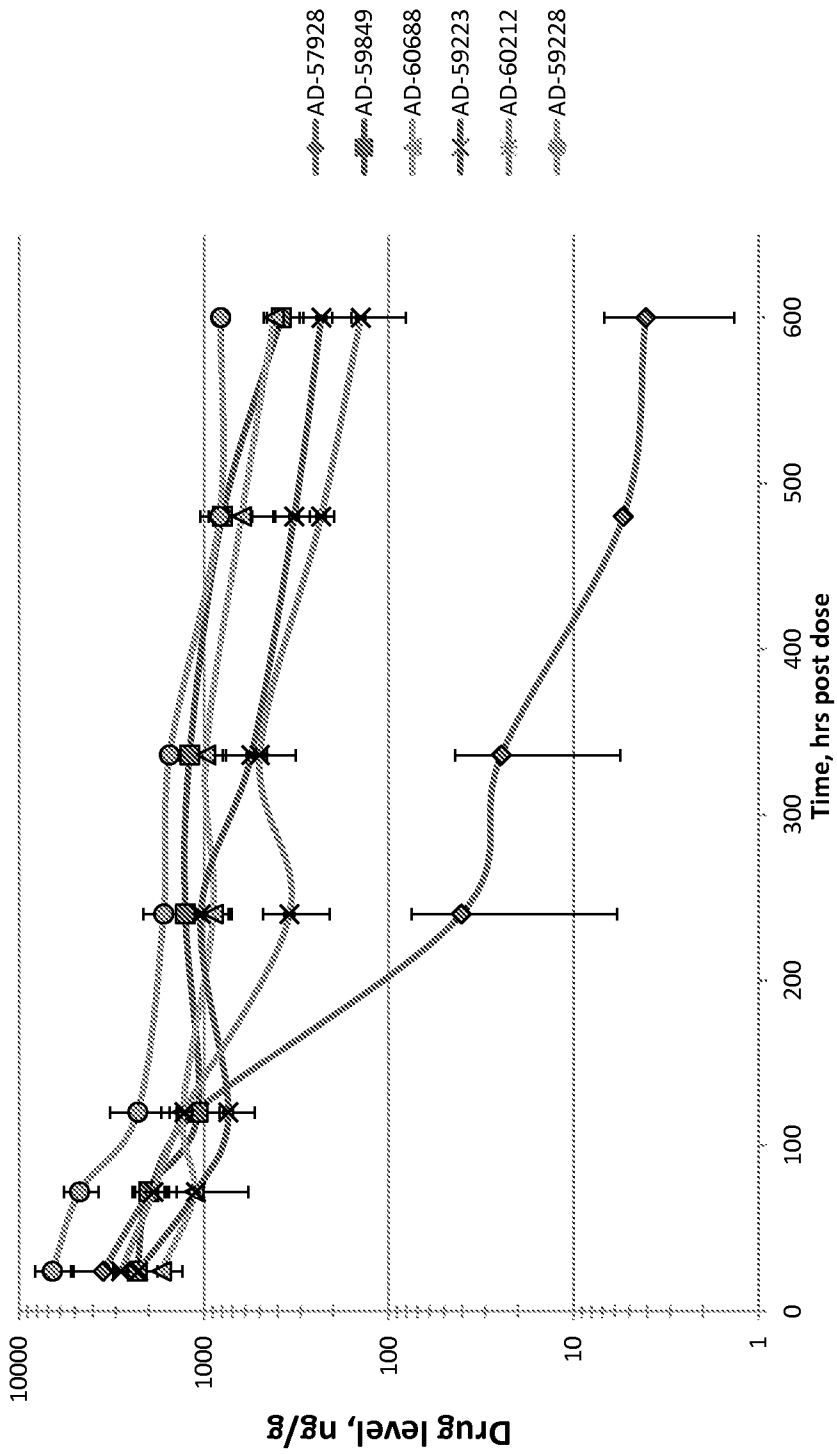
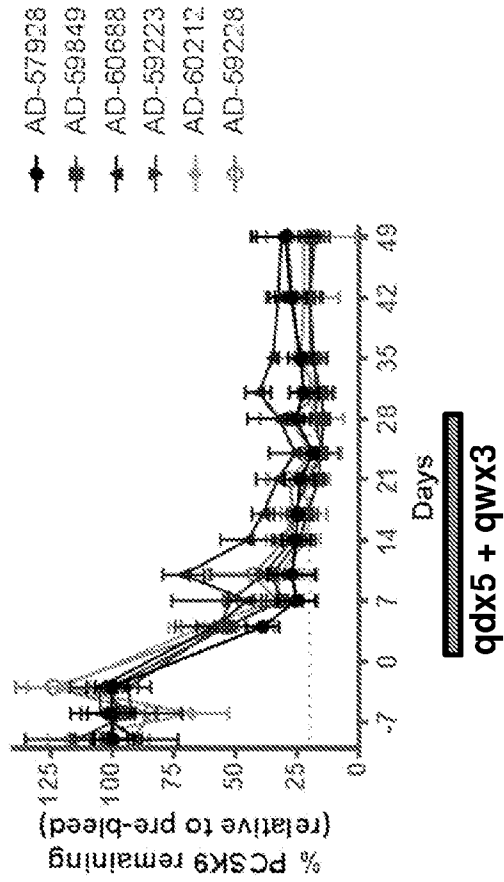


Figure 13

A.



B.

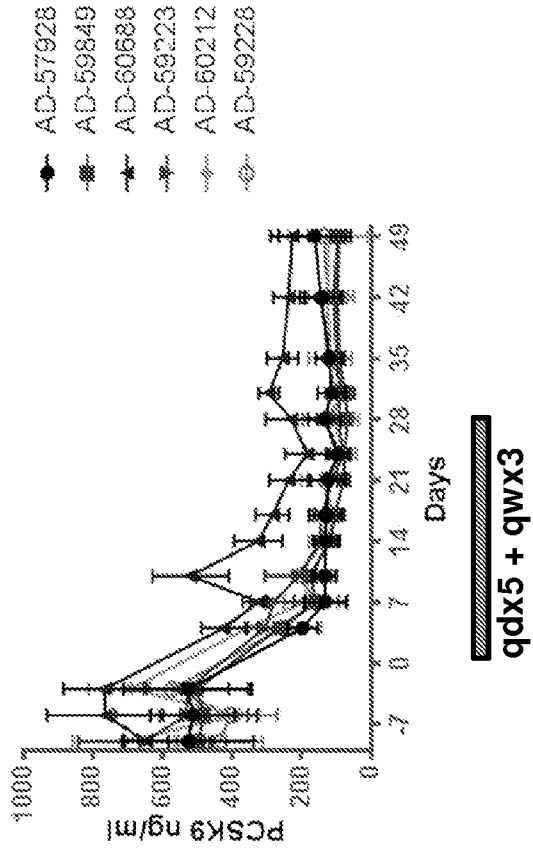


Figure 14

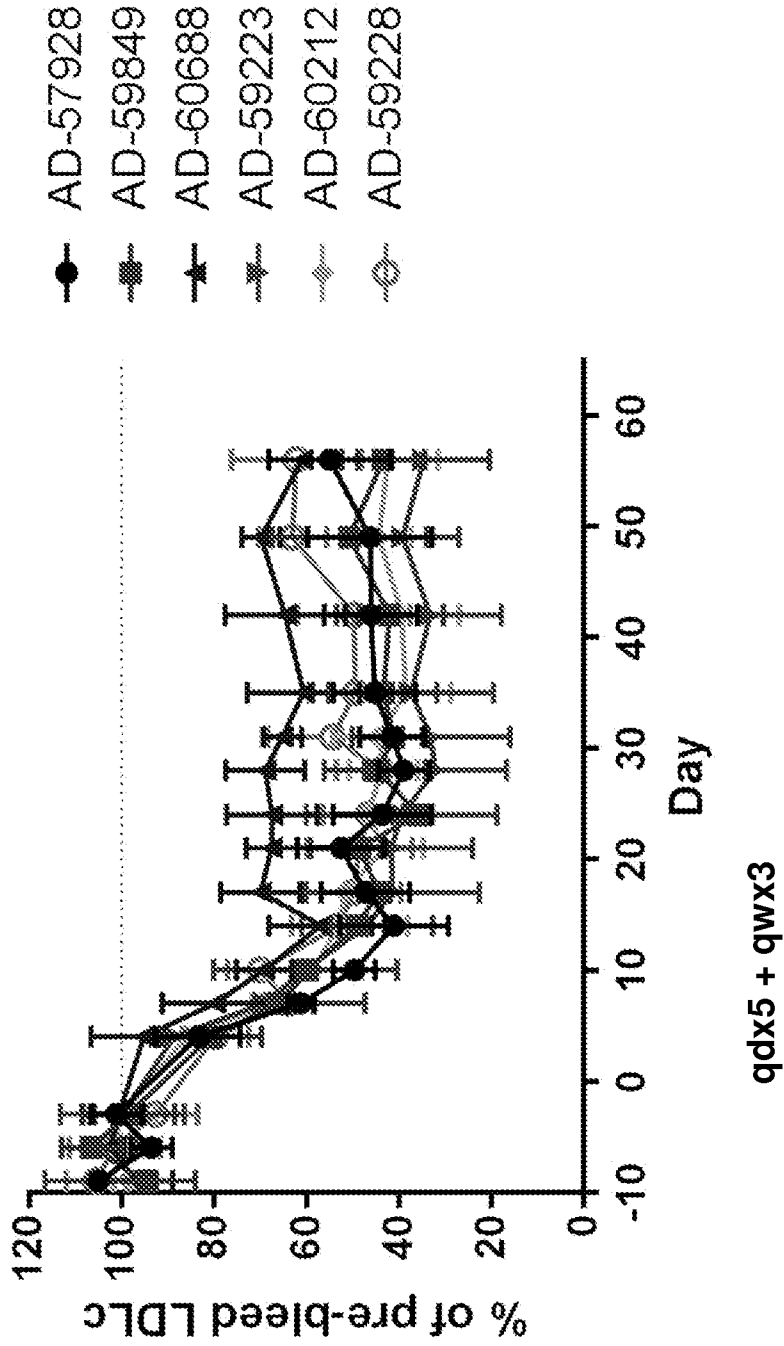
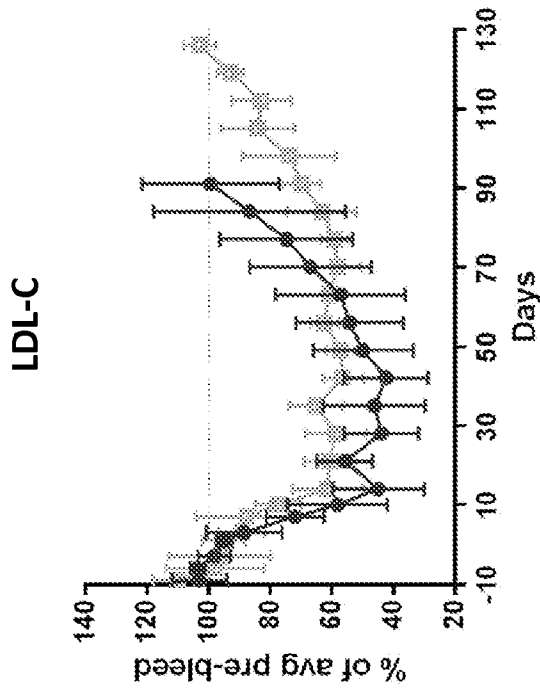


Figure 15

A.



B.

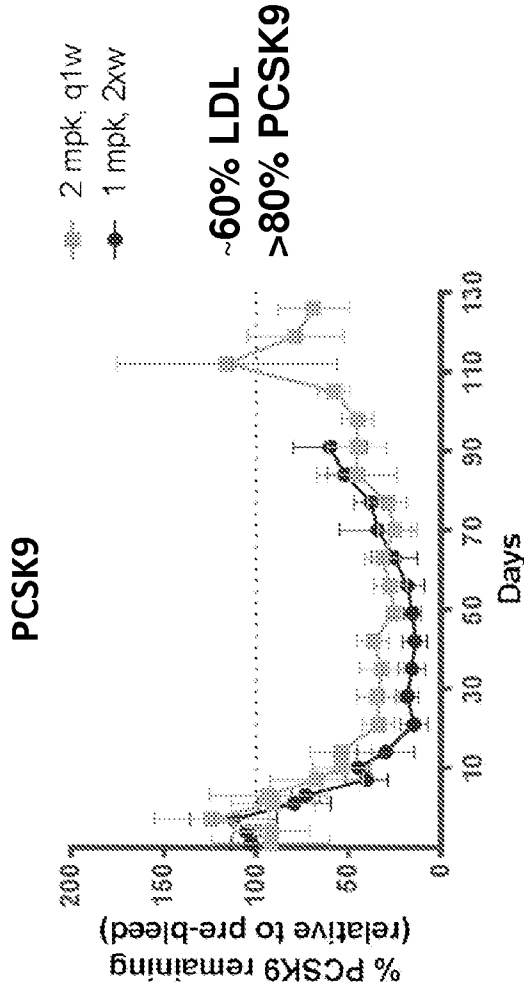
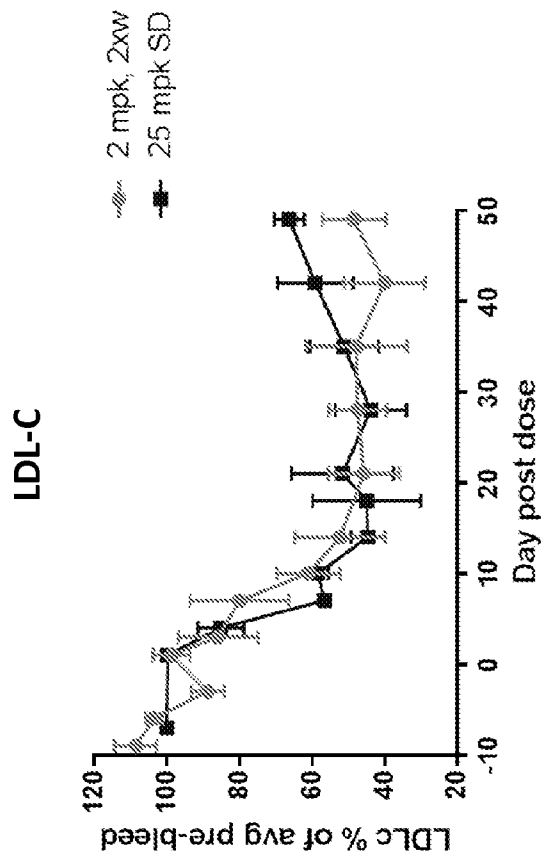


Figure 16

A.



B.

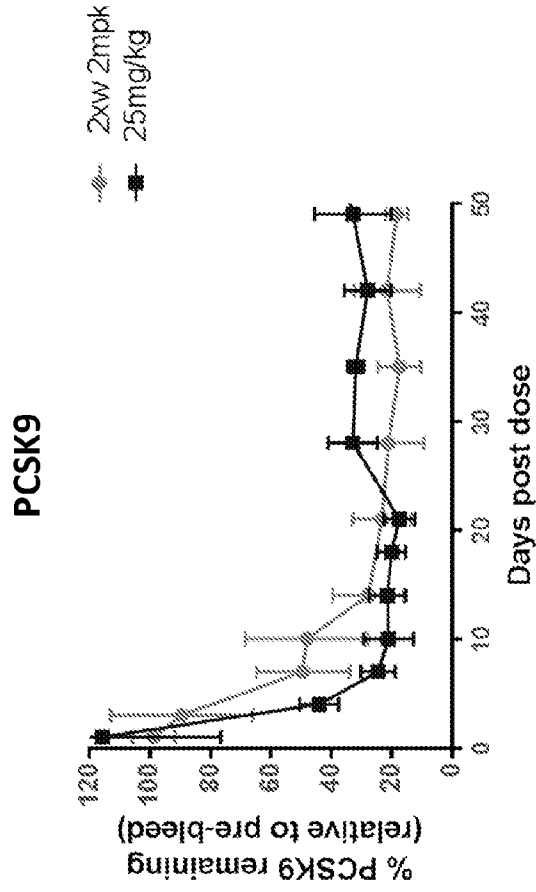


Figure 17

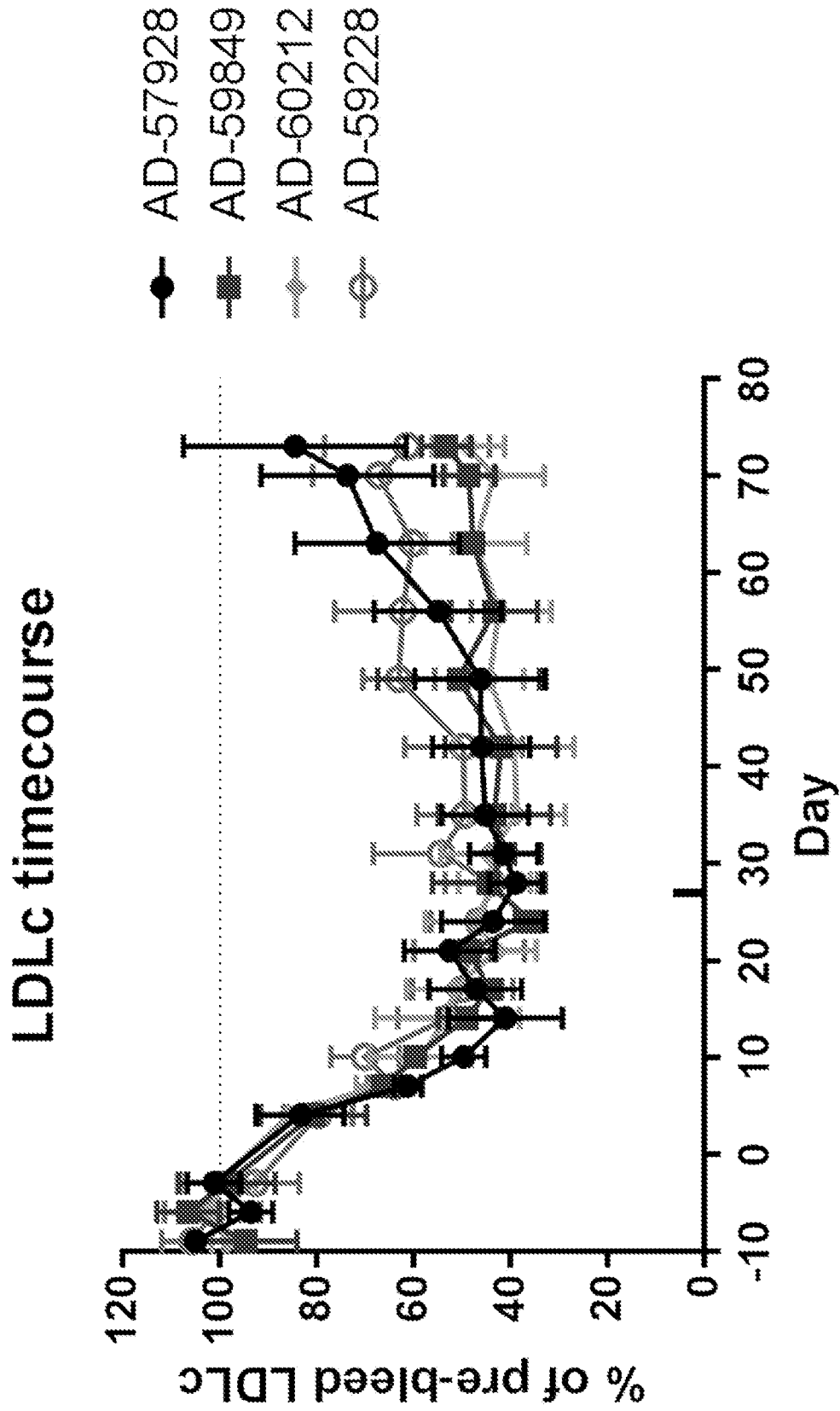


Figure 18

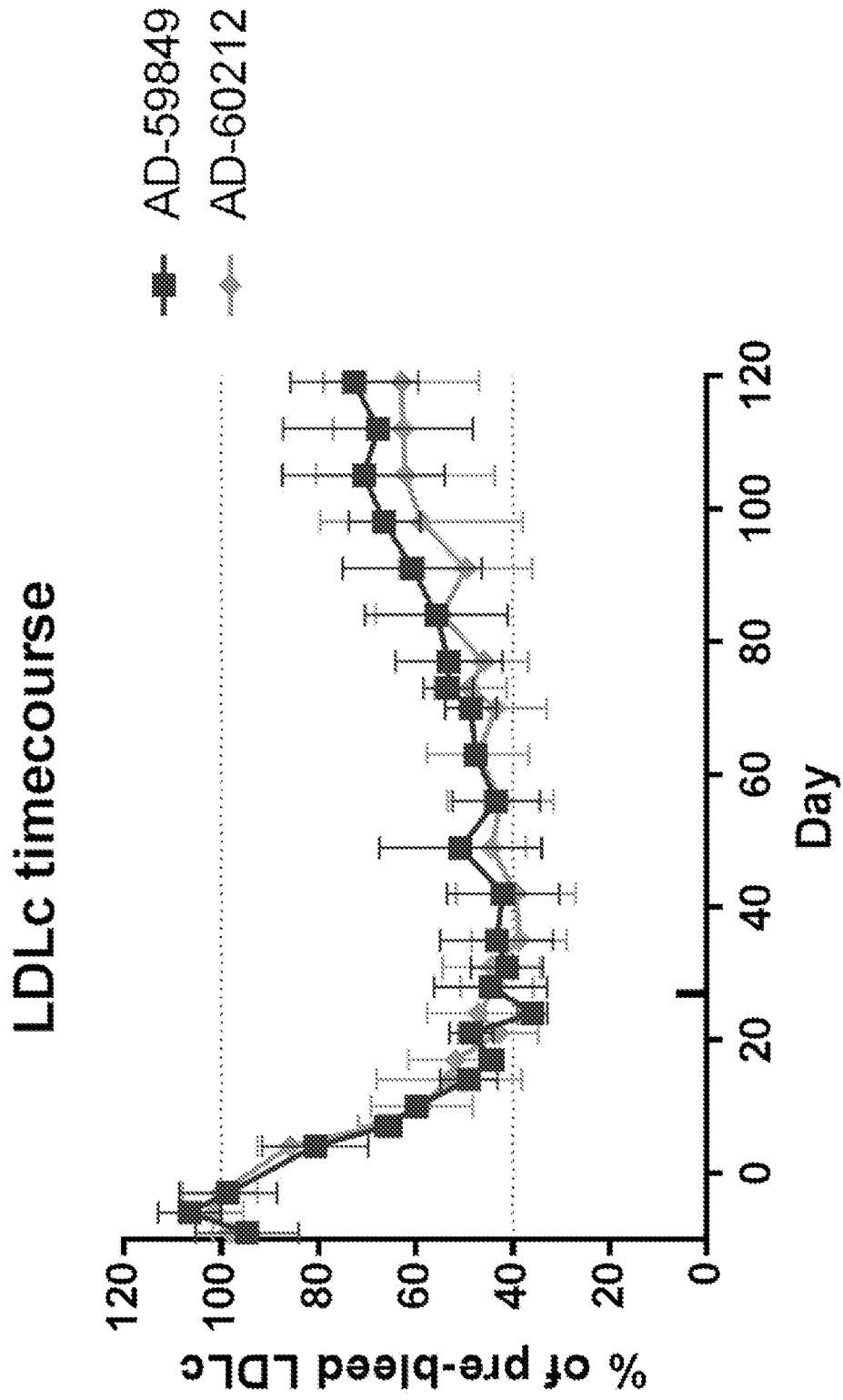


Figure 19

REFERENCES CITED IN THE DESCRIPTION

This list of references cited by the applicant is for the reader's convenience only. It does not form part of the European patent document. Even though great care has been taken in compiling the references, errors or omissions cannot be excluded and the EPO disclaims all liability in this regard.

Patent documents cited in the description

- US 8101348 B [0077]
- US 61561710 A [0103]
- WO 61561710 A [0104]
- WO 2007091269 A [0187]
- US 7858769 B [0187]
- WO 2010141511 A [0187]
- WO 2007117686 A [0187]
- WO 2009014887 A [0187]
- WO 2011031520 A [0187]
- US 10916185 B [0220]
- US 10946873 B [0220]
- US 10833934 B [0220]
- US 11115989 B [0220]
- US 11944227 B [0220]
- WO 9402595 A [0232]
- US 7427605 B [0232]
- WO 0022113 A, Skillern, A. [0233]
- WO 0022114 A, Conrad [0233]
- US 6054299 A, Conrad [0233]
- US 6143520 A [0240]
- US 5665557 A [0240]
- US 5981276 A [0240]
- WO 9412649 A [0241]
- US 5436146 A [0242]
- US 5252479 A [0242]
- US 5139941 A [0242]
- WO 9413788 A [0242]
- WO 9324641 A [0242]
- US 6747014 B [0262] [0329]
- WO 9637194 A [0266] [0279]
- US 4897355 A [0266] [0276]
- US 5171678 A [0266] [0270] [0278]
- US 5283185 A [0270]
- WO 9400569 A [0270]
- WO 9324640 A [0270]
- WO 9116024 A [0270]
- US 4837028 A [0273]
- WO 8804924 A [0273]
- US 5543152 A, Webb [0273]
- WO 9713499 A, Lim [0273]
- WO 9839359 A [0279]
- US 61018616 B [0283]
- US 61018611 B [0283]
- US 61039748 B [0283]
- US 61047087 B [0283]
- US 61051528 B [0283]
- US 2007080331 W [0283]
- WO 0003683 A [0299]
- US 5976567 A [0299]
- US 5981501 A [0299]
- US 6534484 B [0299]
- US 6586410 B [0299]
- US 6815432 B [0299]
- US 20100324120 A [0299] [0308]
- WO 9640964 A [0299]
- US 61107998 B [0302]
- US 05623008 A [0306]
- WO 2008042973 A [0307]
- WO 2009127060 A [0308]
- US 61148366 B [0308]
- US 61156851 B [0308]
- US 61228373 B [0308]
- US 61239686 B [0308]
- US 2010022614 W [0308]
- US 0963933 W [0308]
- US 61175770 B [0308]
- US 1033777 W [0308]
- US 6887906 B [0329]
- US 20030027780 A [0329]
- US 6191105 B [0345]
- US 7063860 B [0345]
- US 7070802 B [0345]
- US 7157099 B [0345]
- US 5705188 A, Junichi [0355]
- WO 9730731 A, Lollo [0355]
- US 20050148548 A, Tung [0364]
- US 20040167116 A [0364]
- US 20030144217 A [0364]
- US 20040127488 A, Hale [0364]
- US 4683202 A, Mullis [0382]
- US 5854033 A, Lizardi [0382]
- US 5770722 A [0383]
- US 5874219 A [0383]
- US 5744305 A [0383]
- US 5677195 A [0383]
- US 5445934 A [0383]
- WO 61892188 A [0458]
- WO 61886916 A [0458]
- WO 61793530 A [0458]
- WO 61733518 A [0458]

Non-patent literature cited in the description

- BERGERON, F. *J. Mol. Endocrinol.*, 2000, vol. 24, 1-22 [0001]
- GENSBURG, K. *Semin. Cell Dev. Biol.*, 1998, vol. 9, 11-17 [0001]
- SEIDAH, N. G. *Brain Res.*, 1999, vol. 848, 45-62 [0001]
- TAYLOR, N. A. *FASEB J.*, 2003, vol. 17, 1215-1227 [0001]
- ZHOU, A. *J. Biol. Chem.*, 1999, vol. 274, 20745-20748 [0001]
- MAXWELL, K. N. *J. Lipid Res.*, 2003, vol. 44, 2109-2119 [0002]
- DUBUC, G. *Arterioscler. Thromb. Vasc. Biol.*, 2004, vol. 24, 1454-1459 [0002]
- HORTON, J. D. *Proc. Natl. Acad. Sci. USA*, 2003, vol. 100, 12027-12032 [0002]
- ABIFADEL, M. et al. *Nat. Genet.*, 2003, vol. 34, 154-156 [0002]
- TIMMS, K. M. *Hum. Genet.*, 2004, vol. 114, 349-353 [0002]
- LEREN, T. P. *Clin. Genet.*, 2004, vol. 65, 419-422 [0002]
- SHIOJI, K. *J. Hum. Genet.*, 2004, vol. 49, 109-114 [0002]
- RADER, D. J. *J. Clin. Invest.*, 2003, vol. 111, 1795-1803 [0003]
- COHEN, J. C. *Curr. Opin. Lipidol.*, 2003, vol. 14, 121-127 [0003]
- MAXWELL, K. N. *Proc. Natl. Acad. Sci. USA*, 2004, vol. 101, 7100-7105 [0004]
- BENJANNET, S. et al. *J. Biol. Chem.*, 2004, vol. 279, 48865-48875 [0004]
- PARK, S. W. *J. Biol. Chem.*, 2004, vol. 279, 50630-50638 [0004]
- BERNSTEIN et al. *Nature*, 2001, vol. 409, 363 [0076] [0081]
- NYKANEN et al. *Cell*, 2001, vol. 107, 309 [0076] [0081]
- ELBASHIR et al. *Genes Dev.*, 2001, vol. 15, 188 [0076] [0081]
- LIMA et al. *Cell*, 2012, vol. 150, 883-894 [0077]
- SHARP et al. *Genes Dev.*, 2001, vol. 15, 485 [0081]
- SUBBARAO et al. *Biochemistry*, 1987, vol. 26, 2964-2972 [0197]
- VOGEL et al. *J. Am. Chem. Soc.*, 1996, vol. 118, 1581-1586 [0197]
- TURK et al. *Biochem. Biophys. Acta*, 2002, vol. 1559, 56-68 [0197]
- LAM et al. *Nature*, 1991, vol. 354, 82-84 [0212]
- ZITZMANN et al. *Cancer Res.*, 2002, vol. 62, 5139-43 [0212]
- AOKI et al. *Cancer Gene Therapy*, 2001, vol. 8, 783-787 [0212]
- HAUBNER et al. *Jour. Nucl. Med.*, 2001, vol. 42, 326-336 [0212]
- SIMEONI et al. *Nucl. Acids Res.*, 2003, vol. 31, 2717-2724 [0213]
- AKHTAR S. ; JULIAN RL. *Trends Cell. Biol.*, 1992, vol. 2 (5), 139-144 [0232]
- TOLENTINO, MJ. et al. *Retina*, 2004, vol. 24, 132-138 [0232]
- REICH, SJ. et al. *Mol. Vis.*, 2003, vol. 9, 210-216 [0232]
- PILLE, J. et al. *Mol. Ther.*, 2005, vol. 11, 267-274 [0232]
- KIM, WJ. et al. *Mol. Ther.*, 2006, vol. 14, 343-350 [0232]
- LI, S. et al. *Mol. Ther.*, 2007, vol. 15, 515-523 [0232]
- DORN, G. et al. *Nucleic Acids*, 2004, vol. 32, e49 [0232]
- TAN, PH. et al. *Gene Ther.*, 2005, vol. 12, 59-66 [0232]
- MAKIMURA, H. et al. *BMC Neurosci.*, 2002, vol. 3, 18 [0232]
- SHISHKINA, GT. et al. *Neuroscience*, 2004, vol. 129, 521-528 [0232]
- THAKKER, ER. et al. *Proc. Natl. Acad. Sci. U.S.A.*, 2004, vol. 101, 17270-17275 [0232]
- AKANEYA, Y. et al. *J. Neurophysiol.*, 2005, vol. 93, 594-602 [0232]
- HOWARD, KA. et al. *Mol. Ther.*, 2006, vol. 14, 476-484 [0232]
- ZHANG, X. et al. *J. Biol. Chem.*, 2004, vol. 279, 10677-10684 [0232]
- BITKO, V. et al. *Nat. Med.*, 2005, vol. 11, 50-55 [0232]
- SOUTSCHEK, J. et al. *Nature*, 2004, vol. 432, 173-178 [0232]
- MCNAMARA, JO. et al. *Nat. Biotechnol.*, 2006, vol. 24, 1005-1015 [0232]
- KIM SH. et al. *Journal of Controlled Release*, 2008, vol. 129 (2), 107-116 [0232]
- SORENSEN, DR. et al. *J. Mol. Biol.*, 2003, vol. 327, 761-766 [0232]
- VERMA, UN. et al. *Clin. Cancer Res.*, 2003, vol. 9, 1291-1300 [0232]
- ARNOLD, AS et al. *J. Hypertens.*, 2007, vol. 25, 197-205 [0232]
- ZIMMERMANN, TS. et al. *Nature*, 2006, vol. 441, 111-114 [0232]
- CHIEN, PY. et al. *Cancer Gene Ther.*, 2005, vol. 12, 321-328 [0232]
- PAL, A. et al. *Int J. Oncol.*, 2005, vol. 26, 1087-1091 [0232]
- BONNET ME. et al. *Pharm. Res.*, 2008 [0232]
- AIGNER, A. *J. Biomed. Biotechnol.*, 2006, 71659 [0232]
- LIU, S. *Mol. Pharm.*, 2006, vol. 3, 472-487 [0232]
- TOMALIA, DA. et al. *Biochem. Soc. Trans.*, 2007, vol. 35, 61-67 [0232]

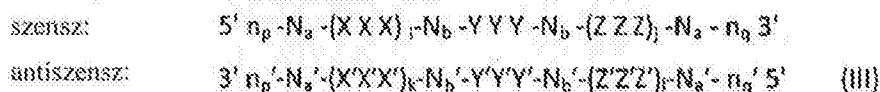
- **YOO, H. et al.** *Pharm. Res.*, 1999, vol. 16, 1799-1804 [0232]
- **COUTURE, A et al.** *TIG*, 1996, vol. 12, 5-10 [0233]
- **GASSMANN et al.** *Proc. Natl. Acad. Sci. USA*, 1995, vol. 92, 1292 [0233]
- **DOCHERTY et al.** *FASEB J.*, 1994, vol. 8, 20-24 [0239]
- **MILLER et al.** *Meth. Enzymol.*, 1993, vol. 217, 581-599 [0240]
- **BOESEN et al.** *Biotherapy*, 1994, vol. 6, 291-302 [0240]
- **CLOWES et al.** *J. Clin. Invest.*, 1994, vol. 93, 644-651 [0240]
- **KIEM et al.** *Blood*, 1994, vol. 83 [0240]
- **SALMONS ; GUNZBERG.** *Human Gene Therapy*, 1993, vol. 4, 129-141 [0240]
- **GROSSMAN ; WILSON.** *Curr. Opin. in Genetics and Devel.*, 1993, vol. 3, 110-114 [0240]
- **KOZARSKY ; WILSON.** *Current Opinion in Genetics and Development*, 1993, vol. 3, 499-503 [0241]
- **BOUT et al.** *Human Gene Therapy*, 1994, vol. 5, 3-10 [0241]
- **ROSENFELD et al.** *Science*, 1991, vol. 252, 431-434 [0241]
- **ROSENFELD et al.** *Cell*, 1992, vol. 68, 143-155 [0241]
- **MASTRANGELI et al.** *J. Clin. Invest.*, 1993, vol. 91, 225-234 [0241]
- **WANG et al.** *Gene Therapy*, 1995, vol. 2, 775-783 [0241]
- **XIA H et al.** *Nat. Biotech.*, 2002, vol. 20, 1006-1010 [0241]
- **WALSH et al.** *Proc. Soc. Exp. Biol. Med.*, 1993, vol. 204, 289-300 [0242]
- **SAMULSKIR et al.** *J. Virol.*, 1987, vol. 61, 3096-3101 [0242]
- **FISHER K J et al.** *J. Virol.*, 1996, vol. 70, 520-532 [0242]
- **SAMULSKIR et al.** *J. Virol.*, 1989, vol. 63, 3822-3826 [0242]
- **RABINOWITZ J E et al.** *J Virol*, 2002, vol. 76, 791-801 [0244]
- **FELGNER, P. L. et al.** *Proc. Natl. Acad. Sci., USA*, 1987, vol. 8, 7413-7417 [0266] [0276]
- **BANGHAM et al.** *M. Mol. Biol.*, 1965, vol. 23, 238 [0266]
- **OLSON et al.** *Biochim. Biophys. Acta*, 1979, vol. 557, 9 [0266]
- **SZOKA et al.** *Proc. Natl. Acad. Sci.*, 1978, vol. 75, 4194 [0266]
- **MAYHEW et al.** *Biochim. Biophys. Acta*, 1984, vol. 775, 169 [0266]
- **KIM et al.** *Biochim. Biophys. Acta*, 1983, vol. 728, 339 [0266]
- **FUKUNAGA et al.** *Endocrinol*, 1984, vol. 115, 757 [0266]
- **MAYER et al.** *Biochim. Biophys. Acta*, 1986, vol. 858, 161 [0266]
- **WANG et al.** *Biochem. Biophys. Res. Commun.*, 1987, vol. 147, 980-985 [0267]
- **ZHOU et al.** *Journal of Controlled Release*, 1992, vol. 19, 269-274 [0268]
- **FELGNER.** *J. Biol. Chem.*, 1994, vol. 269, 2550 [0270]
- **NABEL.** *Proc. Natl. Acad. Sci.*, 1993, vol. 90, 11307 [0270]
- **NABEL.** *Human Gene Ther*, 1992, vol. 3, 649 [0270]
- **GERSHON.** *Biochem.*, 1993, vol. 32, 7143 [0270]
- **STRAUSS.** *EMBO J.*, 1992, vol. 11, 417 [0270]
- **HU et al.** *S.T.P. Pharma. Sci.*, 1994, vol. 4 (6), 466 [0271]
- **ALLEN et al.** *FEBS Letters*, 1987, vol. 223, 42 [0272]
- **WU et al.** *Cancer Research*, 1993, vol. 53, 3765 [0272]
- **PAPAHADJOPOULOS et al.** *Ann. N.Y. Acad. Sci.*, 1987, vol. 507, 64 [0273]
- **GABIZON et al.** *Proc. Natl. Acad. Sci. U.S.A.*, 1988, vol. 85, 6949 [0273]
- **ROSOFF.** *Pharmaceutical Dosage Forms*. 1988, vol. 1, 245 [0275]
- **GAO, X. ; HUANG, L.** *Biochim. Biophys. Res. Commun.*, 1991, vol. 179, 280 [0279]
- **ZHOU, X. et al.** *Biochim. Biophys. Acta*, 1991, vol. 1065, 8 [0279]
- **WEINER et al.** *Journal of Drug Targeting*, 1992, vol. 2, 405-410 [0280]
- **DU PLESSIS et al.** *Antiviral Research*, 1992, vol. 18, 259-265 [0280]
- **MANNINO, R. J. ; FOULD-FOGERITE, S.** *Biotechniques*, 1988, vol. 6, 682-690 [0280]
- **ITANI, T. et al.** *Gene*, 1987, vol. 56, 267-276 [0280]
- **NICOLAU, C. et al.** *Meth. Enz.*, 1987, vol. 149, 157-176 [0280]
- **STRAUBINGER, R. M. ; PAPAHADJOPOULOS, D.** *Meth. Enz.*, 1983, vol. 101, 512-527 [0280]
- **WANG, C. Y. ; HUANG, L.** *Proc. Natl. Acad. Sci. USA*, 1987, vol. 84, 7851-7855 [0280]
- **RIEGER.** *Pharmaceutical Dosage Forms*. Marcel Dekker, Inc, 1988, 285 [0285] [0290]
- **GREEN, T.W. et al.** *Protective Groups in Organic Synthesis*. Wiley-Interscience, 1999 [0317]
- **ALLEN, LV. ; POPOVICH NG. ; ANSEL HC.** *Ansel's Pharmaceutical Dosage Forms and Drug Delivery Systems*. Lippincott Williams & Wilkins, 2004 [0334] [0335] [0336] [0341] [0342] [0343]
- **IDSON.** *Pharmaceutical Dosage Forms*. Marcel Dekker, Inc, 1988, vol. 1, 199 [0334] [0335] [0336] [0338] [0341]
- **ROSOFF.** *Pharmaceutical Dosage Forms*. Marcel Dekker, Inc, 1988, vol. 1, 245 [0334] [0341] [0342] [0343]
- **BLOCK.** *Pharmaceutical Dosage Forms*. Marcel Dekker, Inc, 1988, vol. 2, 335 [0334]
- **HIGUCHI et al.** *Remington's Pharmaceutical Sciences*. Mack Publishing Co, 1985, 301 [0334]

- **RIEGER.** Pharmaceutical Dosage Forms. Marcel Dekker, Inc, 1988, vol. 1, 285 [0336]
- **BLOCK.** Pharmaceutical Dosage Forms. Marcel Dekker, Inc, 1988, vol. 1, 335 [0338] [0343]
- **LEUNG ; SHAH.** Controlled Release of Drugs: Polymers and Aggregate Systems. VCH Publishers, 1989, 185-215 [0342]
- **SCHOTT.** Remington's Pharmaceutical Sciences. Mack Publishing Co, 1985, 271 [0342]
- **CONSTANTINIDES et al.** *Pharmaceutical Research*, 1994, vol. 11, 1385-1390 [0345]
- **RITSCHEL.** *Meth. Find. Exp. Clin. Pharmacol.*, 1993, vol. 13, 205 [0345]
- **CONSTANTINIDES et al.** *Pharmaceutical Research*, 1994, vol. 11, 1385 [0345]
- **HO et al.** *J. Pharm. Sci.*, 1996, vol. 85, 138-143 [0345]
- **LEE et al.** *Critical Reviews in Therapeutic Drug Carrier Systems*, 1991, 92 [0346] [0349] [0350] [0352] [0353] [0354]
- **MALMSTEN, M.** Surfactants and polymers in drug delivery. Informa Health Care, 2002 [0349] [0350] [0352]
- **TAKAHASHI et al.** *J. Pharm. Pharmacol.*, 1988, vol. 40, 252 [0350]
- **TOUITOU, E. et al.** Enhancement in Drug Delivery. CRC Press, 2006 [0351]
- **LEE et al.** *Critical Reviews in Therapeutic Drug Carrier Systems*, 1991, 92 [0351]
- **MURANISHI.** *Critical Reviews in Therapeutic Drug Carrier Systems*, 1990, vol. 7, 1-33 [0351] [0352] [0353] [0354]
- **EL HARIRI et al.** *J. Pharm. Pharmacol.*, 1992, vol. 44, 651-654 [0351]
- **BRUNTON et al.** Goodman & Gilman's The Pharmacological Basis of Therapeutics. McGraw-Hill, 1996, 934-935 [0352]
- **SWINYARD.** Remington's Pharmaceutical Sciences. Mack Publishing Co, 1990, 782-783 [0352]
- **YAMAMOTO et al.** *J. Pharm. Exp. Ther.*, 1992, vol. 263, 25 [0352]
- **YAMASHITA et al.** *J. Pharm. Sci.*, 1990, vol. 79, 579-583 [0352]
- **JARRETT.** *J. Chromatogr.*, 1993, vol. 618, 315-339 [0353]
- **KATDARE, A. et al.** Excipient development for pharmaceutical, biotechnology, and drug delivery. CRC Press, 2006 [0353]
- **BUUR et al.** *J. Control Rel.*, 1990, vol. 14, 43-51 [0353]
- **YAMASHITA et al.** *J. Pharm. Pharmacol.*, 1987, vol. 39, 621-626 [0354]
- **MIYAO et al.** *DsRNA Res. Dev.*, 1995, vol. 5, 115-121 [0357]
- **TAKAKURA et al.** *DsRNA & Nucl. Acid Drug Dev.*, 1996, vol. 6, 177-183 [0357]
- **MELTON et al.** *Nuc. Acids Res.*, vol. 12, 7035 [0379]
- **BARANY.** *Proc. Natl. Acad. Sci. USA*, 1991, vol. 88, 189-193 [0382]
- **GUATELLI et al.** *Proc. Natl. Acad. Sci. USA*, 1990, vol. 87, 1874-1878 [0382]
- **KWOH et al.** *Proc. Natl. Acad. Sci. USA*, 1989, vol. 86, 1173-1177 [0382]
- **LIZARDI et al.** *BiolTechnology*, 1988, vol. 6, 1197 [0382]
- **COSTANZA et al.** *Am J Epidemiol.*, 2005, vol. 15;161 (8), 714-24 [0419]
- **YAMADA et al.** *J Med Genet.*, 2008, vol. 45 (1), 22-8 [0419]
- **BOES et al.** *Exp. Gerontol*, 2009, vol. 44, 136-160 [0419]

Szabadalmi igénypontok

1. Kétszálú RNSi szer, amely képes gátolni a Proprotein konvertáz szubtilizin kexin 9 (PCSK9) sejtbeli expresszióját, ahol a kétszálú RNSi szer tartalmaz:

(a) szensz szálat, amely komplementer egy antiszensz szállal, ahol az antiszensz szál a PCSK9-t kódoló mRNS egy részével komplementer régiót tartalmaz, ahol mindegyik szál körülbelül 17 - körülbelül 30 nukleotid hosszúságú, ahol az antiszensz szál legalább 17 nukleotidot tartalmaz az ACAAAGCAAAACAGGUCUAG (SEQ ID NO: 412) nukleobázis szekvenciából és a kétszálú RNSi szert a következő (III) képlet reprezentálja:



ahol:

i, j, k, és l mindegyike függetlenül 0 vagy 1; p, p', q, és q' mindegyike függetlenül 0-6;

mindegyik N_a és N_a' jelentése függetlenül 0-25 nukleotidot tartalmazó oligonukleotid-szekvencia, amelyek vagy módosítottak vagy módosítatlanok vagy ezek kombinációja, mindegyik szekvencia legalább két különböző módosított nukleotidot tartalmaz;

mindegyik N_b és N_b' jelentése függetlenül 0-10 nukleotidot tartalmazó oligonukleotid-szekvencia, amelyek vagy módosítottak vagy módosítatlanok vagy ezek kombinációja;

mindegyik n_p, n_p', n_q, és n_q', amelyek mindegyike jelen lehet van sem, jelentése függetlenül túllógó nukleotid;

XXX, YYY, ZZZ, X'X'X', Y'Y'Y', és Z'Z'Z' mindegyike függetlenül három azonos módon módosított három egymást követő nukleotid motívumát jelenti;

az N_b-n lévő módosítások eltérnek az Y-on lévő módosítástól és az N_b'-n lévő módosítások eltérnek az Y'-n lévő módosítástól;

ahol a nukleotidokon lévő módosítások 2'-O-metil vagy 2'-fluor módosítások; és

ahol a ligandum egy vagy több GalNAc származék bivalens vagy trivalens elágazó kapcsolómolekulán keresztül kapcsolva; vagy

(b) antiszensz szálat, amely az asCfsaAfAfafgCfaAfaAfcAfgGfuCfuagsasa nukleotid-szekvenciából és szensz szálat, amely a csusagacCfuGfudTaugcuuuugu nukleotid-szekvenciából áll,

ahol a, g, c, és u jelentése rendre 2'-O-metil (2'-OMe) módosított A, G, C, and U nukleotidok; Af, Gf, Cf és Uf jelentése rendre 2'-fluor A, G, C és U módosított nukleotidok; dT jelentése dezoxi-timin nukleotid és s jelentése foszforotioát kötés;

és ahol a szensz szál konjugálva van legalább egy ligandumhoz.

2. Az 1. igénypont szerinti kétszálú RNSi szer, ahol

(a) az antiszensz szál az ACAAAGCAAAACAGGUCUAGAA (SEQ ID NO: 418) nukleobázis szekvenciát tartalmazza;

(b) a szensz szál az AGACCUGUUUUGCUUUUGU (SEQ ID NO: 191) nukleobázis szekvenciát tartalmazza;



SZTNH-100089973

- (c) a szensz szál a CUAGACCUGUUUUGCUUUUGU (SEQ ID NO: 197) nukleobázis szekvenciát tartalmazza;
- (d) az antiszensz szál az ACAAAGCAAACAGGUCUAGAA (SEQ ID NO: 418) nukleobázis szekvenciát tartalmazza és a szensz szál a CUAGACCUGUUUUGCUUUUGU (SEQ ID NO: 197) nukleobázis szekvenciát tartalmazza;
- (e) az antiszensz szál az ACAAAGCAAACAGGUCUAG (SEQ ID NO: 412) nukleobázis szekvenciát tartalmazza és a szensz szál a AGACCUGUUUUGCUUUUGU (SEQ ID NO: 191) nukleobázis szekvenciát tartalmazza; vagy
- (f) az antiszensz szál az ACAAAGCAAACAGGUCUAGAA (SEQ ID NO: 418) nukleobázis szekvenciát tartalmazza és a szensz szál a CUAGACCUGUTUUGCUUUUGU (SEQ ID NO: 1665) nukleobázis szekvenciát tartalmazza;

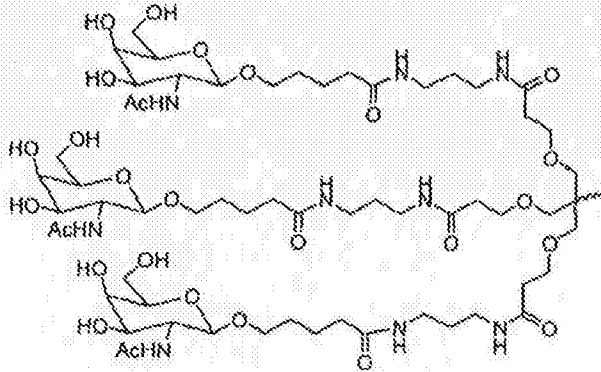
3. Az 1. igénypont szerinti kétszálú RNSi szer, ahol a kétszálú régió 17-23 nukleotid pár hosszúságú, 17-25 nukleotid pár hosszúságú, 23-27 nukleotid pár hosszúságú, 19-21 nukleotid pár hosszúságú, vagy 21-23 nukleotid pár hosszúságú.

4. Az 1. igénypont szerinti kétszálú RNSi szer, ahol a dsRNS a következőket tartalmazza:

- (a) antiszensz szál, amely az aCfaAfaAfgCfaAfaacAfgGfuCfuAfgsAfsa (SEQ ID NO: 1151) nukleotid-szekvenciából áll és szensz szál, amely a CfuAfgAfcCfuGfuUfuUfgCfuUfuUfgUf (SEQ ID NO: 600) nukleotid-szekvenciából áll;
- (b) antiszensz szál, amely az aCfaAfaAfgCfaAfaacAfgGfuCfuAfgsAfsa (SEQ ID NO: 1246) nukleotid-szekvenciából áll és szensz szál, amely a CfuAfgAfcCfuGfuUfuUfgCfuUfuUfgUf (SEQ ID NO: 695) nukleotid-szekvenciából áll;
- (c) antiszensz szál, amely az aCfaaaAfgCfaAfaacAfgGfuCfuAfgsAfsa (SEQ ID NO: 1253) nukleotid-szekvenciából áll és szensz szál, amely a CfuAfgAfcCfuGfuUfuUfgCfuUfuUfgUf (SEQ ID NO: 702) nukleotid-szekvenciából áll;
- (d) antiszensz szál, amely az aCfaAfaAfgCfaAfaacAfgGfuCfusAfg (SEQ ID NO: 1263) nukleotid-szekvenciából áll és szensz szál, amely az AfgAfcCfuGfuUfuUfgCfuUfuUfgUf (SEQ ID NO: 712) nukleotid-szekvenciából áll;
- (e) antiszensz szál, amely az aCfaaaAfgCfaAfaacAfgGfuCfusAfg (SEQ ID NO: 1269) nukleotid-szekvenciából áll és szensz szál, amely a AfgAfcCfuGfuUfuUfgCfuUfuUfgUf (SEQ ID NO: 718) nukleotid-szekvenciából áll;
- (f) antiszensz szál, amely az asCfsaAfaAfgCfaAfaacAfgGfuCfuAfgsasa (SEQ ID NO: 1369) nukleotid-szekvenciából áll és szensz szál, amely a CfusAfgAfcCfuGfuUfuUfgCfuUfuUfgUf (SEQ ID NO: 818) nukleotid-szekvenciából áll;
- (g) antiszensz szál, amely az asCfsaAfaagCfaAfaacAfgGfucuAfgsasa nukleotid-szekvenciából áll és szensz szál, amely a CfusAfgAfcCfuGfuUfuUfgcunngu nukleotid-szekvenciából áll; vagy
- (h) antiszensz szál, amely az asCfsaAfaAfgCfaAfaacAfgGfuCfusAfgsasa (SEQ ID NO: 1400) nukleotid-szekvenciából áll és szensz szál, amely a CfusAfgAfcCfuGfuUfuUfgCfusUfsuUfsgsUfs (SEQ ID NO: 849) nukleotid-szekvenciából áll;

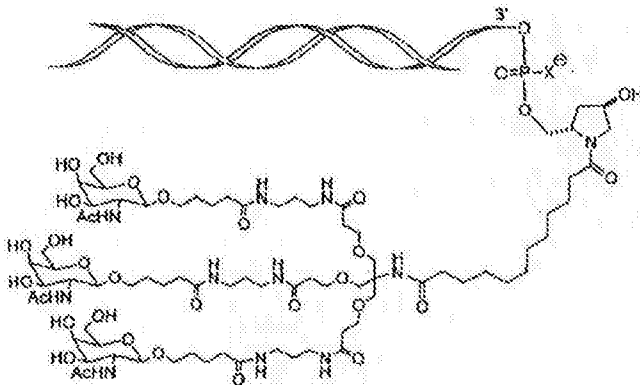
ahol a, g, c, és u jelentése rendre 2'-O-metil (2'-OMe) módosított A, G, C, and U nukleotidok; Af, Gf, Cf és Uf jelentése rendre 2'-fluor A, G, C és U módosított nukleotidok; dT jelentése dezoxi-timin nukleotid és s jelentése foszforotioát kötés.

5. Az 1-4. igénypontok bármelyike szerinti kétszálú RNSi szer, ahol a ligandum



6. Az 1-5. igénypontok bármelyike szerinti kétszálú RNSi szer, ahol a ligandum a szensz szál 3' végéhez van kapcsolva.

7. A 6. igénypont szerinti kétszálú RNSi szer, ahol az RNSi szer a következő sémán bemutatott módon van konjugálva a ligandumhoz:



ahol X jelentése O vagy S.

8. Az 1-7. igénypontok bármelyike szerinti kétszálú RNSi szer, ahol a szensz szál összesen 21 nukleotid és az antiszensz szál összesen 23 nukleotid.

9. In vitro sejt, amely az 1-8. igénypontok bármelyike szerinti kétszálú RNSi szert tartalmazza.

10. Gyógyászati készítmény, amely az 1-8. igénypontok bármelyike szerinti kétszálú RNSi szert tartalmazza.

11. A 10. igénypont szerinti gyógyászati készítményben, ahol

- (a) az RNSi szer puffereletlen oldatban adandó be, ahol előnyösen a puffereletlen oldat sóoldat vagy víz; vagy
- (b) az RNSi szer pufferoldattal adandó be, ahol előnyösen a pufferoldat sóoldat acetátot, citrátot, prolamint, karbonátot, vagy foszfátot vagy ezek kombinációját tartalmazza, és ahol legelőnyösebben a pufferoldat foszfát-puffereelt sóoldat (PBS).

12. Eljárás PCSK9 expresszió gátlására sejten, amely eljárás magában foglalja:

- (a) a sejt érintkeztetését az 1-8. igénypontok bármelyike szerinti kétszálú RNSi szerrel vagy a 10. vagy 11. igénypont szerinti gyógyászati készítménnyel; és
- (b) az (a) lépésben előállított sejt fenntartását a PCSK9 gén mRNS transzkriptumának degradálásához elegendő ideig, ezáltal gátolva a PCSK9 gén expresszióját a sejtben,

ahol a humán vagy állati szervezet terápiás kezelésére szolgáló eljárások ki vannak zárva.

13. Az 1-8. igénypontok bármelyike szerinti dsRNS vagy a 10. vagy 11. igénypont szerinti gyógyászati készítmény, PCSK9 expresszió által közvetített rendellenességben szenvedő alany kezelési eljárásban történő alkalmazásra.

14. A 13. igénypont szerinti dsRNS vagy gyógyászati készítmény alkalmazásra, ahol

- (a) az alany ember;
- (b) a rendellenesség hiperkoleszterinémia;
- (c) a kétszálú RNSi szer körülbelül 0,01 mg/kg - körülbelül 10 mg/kg, körülbelül 0,5 mg/kg - körülbelül 50 mg/kg, vagy körülbelül 10 mg/kg - körülbelül 30 mg/kg dózisban adandó be; és/vagy
- (d) a kétszálú RNSi szer szubkután vagy intravénásan adandó be.

15. A 13. vagy 14. igénypont szerinti dsRNS vagy gyógyászati készítmény alkalmazásra,

ahol az RNSi szer olyan adagolási rendben adandó be, amely feltöltési fázist majd azt követő fenntartási fázist foglal magában,

ahol a feltöltési fázis 2 mg/kg, 1 mg/kg vagy 0,5 mg/kg dózis heti 5-szöri beadását foglalja magában, és

ahol a fenntartási fázis 2 mg/kg, 1 mg/kg vagy 0,5 mg/kg dózis heti egyszeri, heti kétszeri, heti háromszori, kéthetente egyszeri, háromhetente egyszeri, havonta egyszeri, kéthavonta egyszeri, háromhavonta egyszeri, négyhavonta egyszeri, öthavonta egyszeri, vagy hathavonta egyszeri beadását foglalja magában.