

A. N. HORNING.

Improvement in Bed-Lounges.

No. 131,002.

Patented Sep. 3, 1872.

Fig. 1

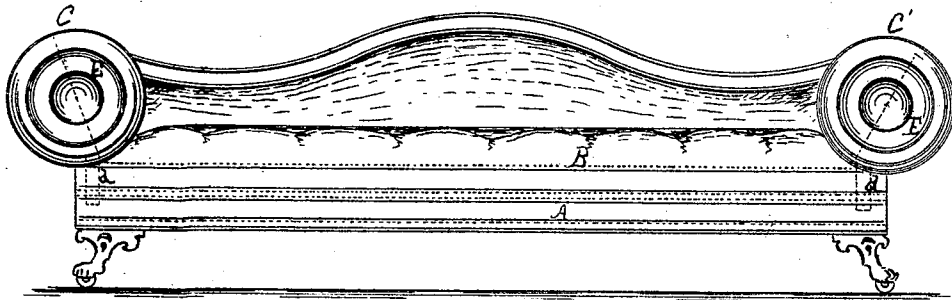


Fig. 2

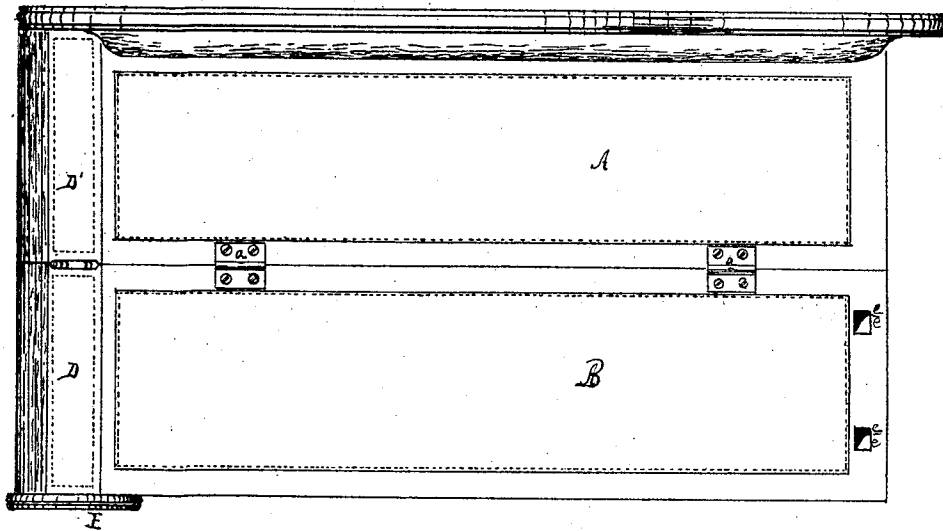


Fig. 3

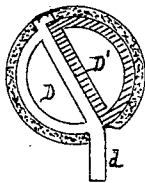


Fig. 4



Fig. 5



Witnesses:

*Julius Wileks*  
*J.W. Munday*

Inventor:

*Anton N. Horning*

# UNITED STATES PATENT OFFICE.

ANTON N. HORNUNG, OF LA PORTE, INDIANA.

## IMPROVEMENT IN BED-LOUNGES.

Specification forming part of Letters Patent No. 131,002, dated September 3, 1872.

### *To whom it may concern:*

Be it known that I, ANTON N. HORNUNG, of La Porte, in the county of La Porte and State of Indiana, have invented a new and useful Improvement in Bed-Lounges; and I do declare that the following is a true and accurate description thereof, reference being had to the accompanying drawing and to the letters of reference marked thereon and being a part of this specification, in which—

Figure 1 is a front view of the lounge closed. Fig. 2 is a plan view of the same open, with one of the folding ends in place only. Fig. 3 is a sectional view of one of the folding ends. Fig. 4 is a view of the movable plate upon the folding ends; and Fig. 5 is an end view of one of the folding ends with the plate removed.

Like letters of reference made use of in the several figures indicate like parts.

### *Nature of the Invention.*

This invention relates to an improvement in bed-lounges; and it consists in the combination of a pivoted fastening-plate with central hinged semi-cylinders, which form the ends of the lounge, as will be fully described hereafter.

To enable those skilled in the art to make and use my invention, I will proceed to describe the same with particularity, making use in so doing of the aforesaid drawing.

### *General Description.*

In the said drawing, A is the lower stationary portion of the seat-frame, and B the outwardly-folding portion, hinged thereto by the hinges *a*. C C' are the arms or folding ends of the lounge, of which there may be one at each end of the lounge, or only at one end, as may be desired. These ends consist of two

parts, one of which, D, is provided with legs *d* to penetrate sockets *e* in the frame B to support the ends; the other portion, D', is hinged at the inner end to the portion D. Each of the parts is a semi-cylinder, of which the round portion is upholstered with cushions, and the plane surfaces lie together when folded. When the lounge is closed the ends are folded and the legs inserted in the proper sockets, as shown at Fig. 1. When the lounge is opened the ends are first removed, and, being folded outward, are applied to the lounge as shown at one end of Fig. 2, the legs *d* entering the sockets *e*. The plane surfaces of the semi-cylindrical cushions lie at an angle to the lounge to afford a better adaptation to the bedding when applied. When the lounge is closed and the end pieces folded and applied, it is desirable that the joining should be concealed at the ends outside. For this purpose an outside plate, E, with an ornamental turned face, is applied to the end of the folding ends, being pivoted at *f* to the portion D, and fitted with a pin, *g*, to engage a circular slot, *h*, in the portion D'; so that by turning this plate upon the pivot the parts may be secured together or released, at pleasure.

### *Claim.*

Having thus fully described my invention, what I claim, and desire to secure by Letters Patent, is—

The pivoted fastening-plate E, in combination with the hinged semi-cylinders D D', constructed and operating substantially as specified.

ANTON N. HORNUNG.

Witnesses:

JOHN W. MUNDAY,  
JULIUS WELCKER.