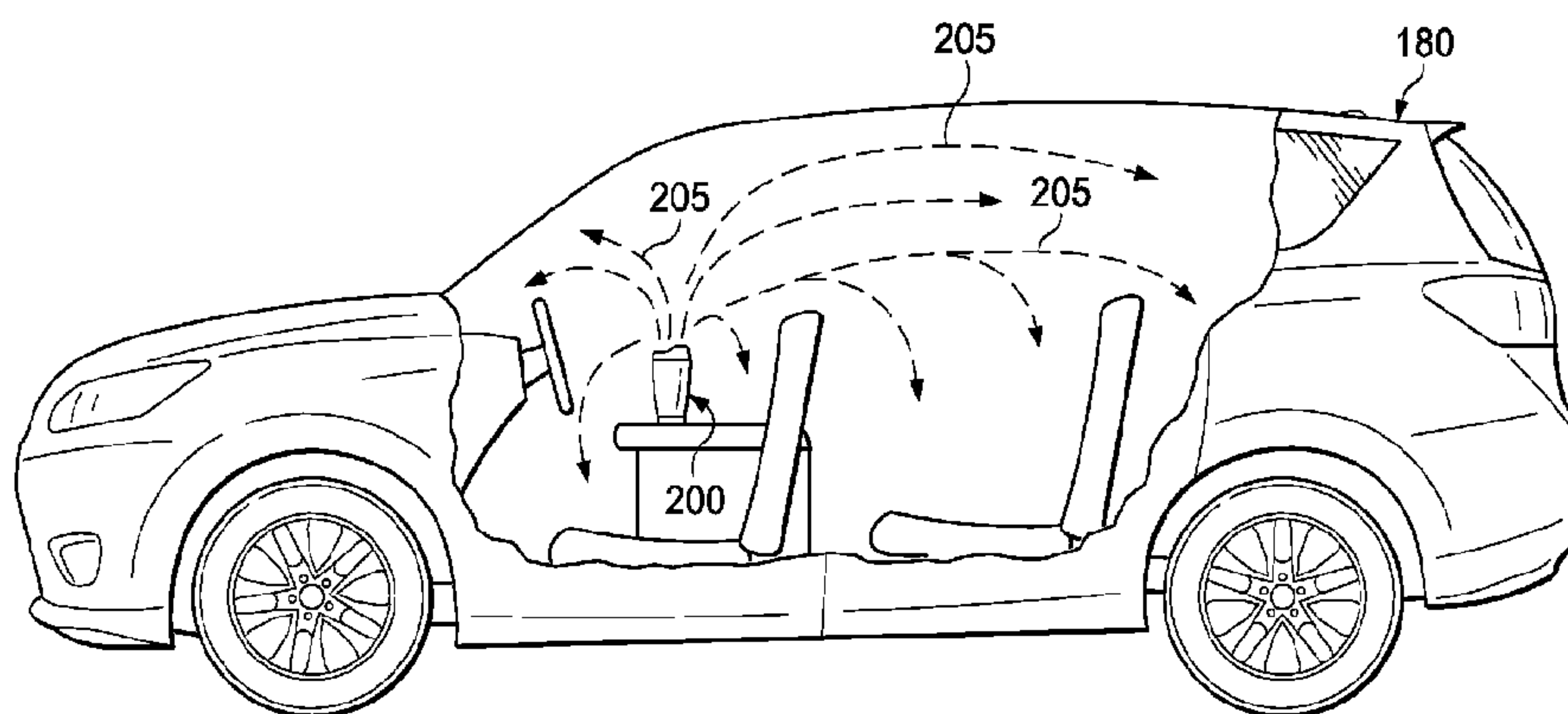




(86) Date de dépôt PCT/PCT Filing Date: 2016/11/09
 (87) Date publication PCT/PCT Publication Date: 2017/06/01
 (45) Date de délivrance/Issue Date: 2019/01/22
 (85) Entrée phase nationale/National Entry: 2018/04/24
 (86) N° demande PCT/PCT Application No.: US 2016/061087
 (87) N° publication PCT/PCT Publication No.: 2017/091354
 (30) Priorités/Priorities: 2015/11/10 (US62/253,188);
 2016/03/08 (US15/063,931)

(51) Cl.Int./Int.Cl. *A61L 2/20* (2006.01),
A61L 2/16 (2006.01), *B60S 1/64* (2006.01),
B60S 3/00 (2006.01)
 (72) Inventeurs/Inventors:
 BAILEY, KYLE, US;
 WOOD, RYAN, US
 (73) Propriétaire/Owner:
 NUVINAIR, LLC, US
 (74) Agent: RIDOUT & MAYBEE LLP

(54) Titre : APPAREIL ET SYSTEMES DE NETTOYAGE AERIEN DE SURFACES
 (54) Title: APPARATUS AND SYSTEMS FOR AIR-BORNE CLEANING OF SURFACES



(57) Abrégé/Abstract:

There is provided a system and method of cleaning surfaces of an interior cabin space of a contamination comprising a microbial and viral load. The method includes the steps of sealing the interior cabin space and placing water, and a solid or gel pack, into a container and generating a vortex the container by rotating an impeller. The agitation causes the solid or gel pack to release a gaseous cleaning agent. An air-borne spray exiting from the container spreads throughout the interior cabin space to coat the surfaces to be cleaned within the interior cabin space. The cabin is maintained closed for an effective time period while the coating from the air-borne spray dwells on the surfaces to eliminate or substantially reduce the load of the contamination.

(12) INTERNATIONAL APPLICATION PUBLISHED UNDER THE PATENT COOPERATION TREATY (PCT)

(19) World Intellectual Property
Organization
International Bureau(43) International Publication Date
1 June 2017 (01.06.2017)(10) International Publication Number
WO 2017/091354 A3

(51) International Patent Classification:

A61L 2/20 (2006.01) A61L 2/16 (2006.01)

(21) International Application Number:

PCT/US2016/061087

(22) International Filing Date:

9 November 2016 (09.11.2016)

(25) Filing Language:

English

(26) Publication Language:

English

(30) Priority Data:

62/253,188 10 November 2015 (10.11.2015) US
15/063,931 8 March 2016 (08.03.2016) US(71) Applicant: NUVINAIR, LLC [US/US]; PO Box 6863,
McKinney, TX 75075 (US).(72) Inventors: BAILEY, Kyle; PO Box 6863, McKinney, TX
75071 (US). WOOD, Ryan; PO Box 6863, McKinney, TX
75071 (US).(74) Agents: CARSTENS, David, W. et al.; Carstens & Ca-
hoon, LLP, 13760 Noel Road, Suite 900, Dallas, TX
75240 (US).(81) Designated States (unless otherwise indicated, for every
kind of national protection available): AE, AG, AL, AM,
AO, AT, AU, AZ, BA, BB, BG, BH, BN, BR, BW, BY,
BZ, CA, CH, CL, CN, CO, CR, CU, CZ, DE, DJ, DK, DM,
DO, DZ, EC, EE, EG, ES, FI, GB, GD, GE, GH, GM, GT,
HN, HR, HU, ID, IL, IN, IR, IS, JP, KE, KG, KN, KP, KR,
KW, KZ, LA, LC, LK, LR, LS, LU, LY, MA, MD, ME,
MG, MK, MN, MW, MX, MY, MZ, NA, NG, NI, NO, NZ,OM, PA, PE, PG, PH, PL, PT, QA, RO, RS, RU, RW, SA,
SC, SD, SE, SG, SK, SL, SM, ST, SV, SY, TH, TJ, TM,
TN, TR, TT, TZ, UA, UG, US, UZ, VC, VN, ZA, ZM,
ZW.(84) Designated States (unless otherwise indicated, for every
kind of regional protection available): ARIPO (BW, GH,
GM, KE, LR, LS, MW, MZ, NA, RW, SD, SL, ST, SZ,
TZ, UG, ZM, ZW), Eurasian (AM, AZ, BY, KG, KZ, RU,
TJ, TM), European (AL, AT, BE, BG, CH, CY, CZ, DE,
DK, EE, ES, FI, FR, GB, GR, HR, HU, IE, IS, IT, LT, LU,
LV, MC, MK, MT, NL, NO, PL, PT, RO, RS, SE, SI, SK,
SM, TR), OAPI (BF, BJ, CF, CG, CI, CM, GA, GN, GQ,
GW, KM, ML, MR, NE, SN, TD, TG).

Declarations under Rule 4.17:

- as to applicant's entitlement to apply for and be granted a patent (Rule 4.17(ii))
- as to the applicant's entitlement to claim the priority of the earlier application (Rule 4.17(iii))
- of inventorship (Rule 4.17(iv))

Published:

- with international search report (Art. 21(3))
- before the expiration of the time limit for amending the claims and to be republished in the event of receipt of amendments (Rule 48.2(h))

(88) Date of publication of the international search report:

6 July 2017

(54) Title: APPARATUS AND SYSTEM FOR AIR-BORNE CLEANING OF SURFACES

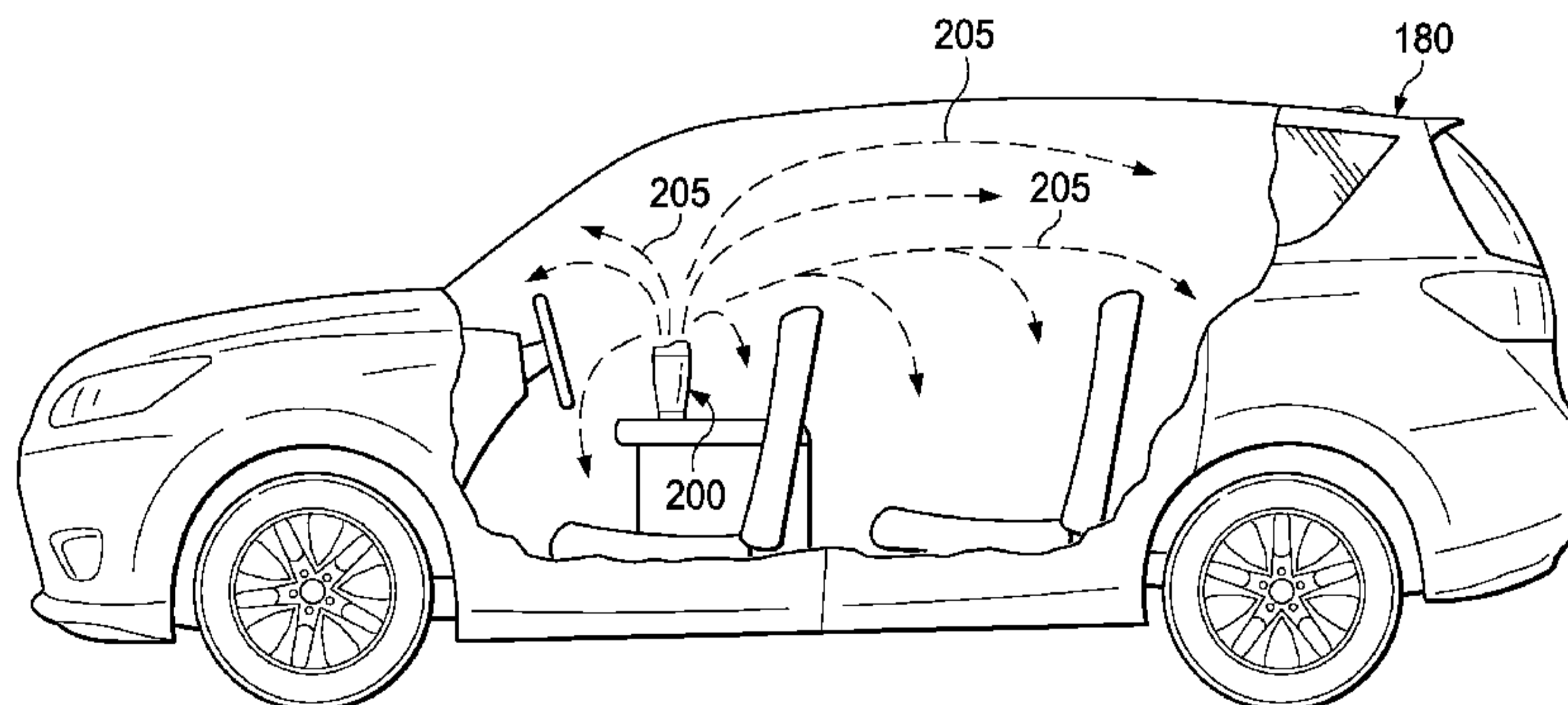


FIG. 2B

(57) Abstract: There is provided a system and method of cleaning surfaces of an interior cabin space of a contamination comprising a microbial and viral load. The method includes the steps of sealing the interior cabin space and placing water, and a solid or gel pack, into a container and generating a vortex the container by rotating an impeller. The agitation causes the solid or gel pack to release a gaseous cleaning agent. An air-borne spray exiting from the container spreads throughout the interior cabin space to coat the surfaces to be cleaned within the interior cabin space. The cabin is maintained closed for an effective time period while the coating from the air-borne spray dwells on the surfaces to eliminate or substantially reduce the load of the contamination.

WO 2017/091354 A3

APPARATUS AND SYSTEMS FOR AIR-BORNE CLEANING OF SURFACES

BACKGROUND

1. Field of the Invention

[001] The present technology relates to apparatus and systems for air-borne dispersal of a cleaning agent onto contaminated surfaces to clean these surfaces. More particularly, the technology relates to cleaning of surfaces, contaminated with microbial and/or a viral load that may be hazardous to human health and that may lead to contagion, in enclosed spaces, such as vehicle people-carrying spaces, to reduce or eliminate the contamination.

2. Description of the Related Art

[002] There is increasing concern about the spread of contagious diseases, whether these may be influenza, common colds, or a potentially lethal virus such as Ebola, or microbial or viral diseases that are not even known or identified at this time. For purposes of this description, microscopic fungi are included in the term “microbes.” Most of these microbes and viruses are spread through contact; a first person contacts some surface (for example, by shaking the hand of a contagious person or touches a contaminated surface) and acquires the contamination, becomes infected, and then passes it on to yet another person. This chain of infection is well-known. Some contaminants, whether microbial or viral, appear to be spread through air-borne means. This includes coughing and the emitting of a fine spray of contaminated and contagious sputum.

[003] In a modern urban environment, one of the main means of transportation is in enclosed vehicles such as, but not limited to, aircraft, busses, trains, boats, cars, SUVs and trucks. Some of these are vehicles that are open to the general public to use, and some members of the public may have a communicable disease that is spread through microbes or viruses. Surfaces inside the cabin of the vehicle, where passengers are usually seated, may over time become heavily contaminated with live microbes and viral contaminants. Thus, these surfaces serve to spread the microbial or viral disease to other passengers through contact.

[004] Even in non-public, personal or family transportation, one family member may be ill and could contaminate surfaces thereby passing a contagious illness to other family members. This is especially a risk where school-aged children “pick up” a microbial or viral infection from classmates at school, and can then pass it on to parents and siblings through contaminated surfaces in a family vehicle. Some microbes or viruses may be long-lived, and immunity to these may not be readily achieved. Thus there is a chance

of recurrent illness. Merely wiping surfaces may not eliminate the microbial or viral load on surfaces because surfaces may not be smooth and totally accessible. For example, surfaces are often textured and may have joints and other features where microbial and viral loads may persist.

[005] With regard to newly manufactured vehicles, the chances of a microbial or viral load on surfaces are low, unless the vehicle was contaminated during assembly. On the other hand, the chances that a “pre-owned” or “used” vehicle is contaminated and a source of potential infection, is relatively far higher. Aside from the potential health issues, there are often also aesthetic issues with pre-owned or used cars: they may have an odor in the cabin space from pets carried in the space or from the way in which they were (mis)used by the previous owners. This can have a negative impact on the resale value of the vehicle.

[006] There is a need from a public health standpoint to clean surfaces within a passenger carrying cabin space of vehicles to reduce any microbial and/or viral load. Moreover, there is also not only a public health need to do this but also a business or economic need to remove any undesirable odors from the cabin space of public, used or pre-owned vehicles.

SUMMARY

[007] This summary is intended to present a brief outline of some of the features of exemplary embodiments of the inventions; these and additional features are more particularly described in the Detailed Description, here below. The descriptions do not limit the scope on the inventions, which is set forth in the appended patent claims.

[008] In an exemplary embodiment, there is provided a method of cleaning surfaces of an interior cabin space of a contamination comprising a microbial and viral load. The method includes the steps of sealing the interior cabin space and placing water, and a solid or gel pack, into a container of the apparatus. If the lid is closed, the nozzle should preferably be open to avoid pressure build up in the container. The motor of the apparatus is activated to agitate the water and generate a vortex of water within a container of the apparatus by rotating an impeller in the container. The agitation causes the solid or gel pack to release a gaseous cleaning agent. The steps then include opening a nozzle of the lid of the apparatus, if it was not already open, to generate an air-borne spray from the nozzle. The spray includes the gaseous agent, along with very fine entrained mist of water. The lid knocks out at least some of the larger sized droplets of water that might have been entrained in the air-borne spray, prior to exit of the air-borne spray from the nozzle. The air-borne spray exiting from the container spreads throughout the interior cabin space to coat the surfaces to be cleaned within the interior cabin space. The cabin is maintained closed for an effective time period while the coating from the air-borne spray dwells on the surfaces to eliminate or substantially reduce the load of the contamination. The apparatus used in carrying out this method includes a substantially frusto-conical container having a circular first end and a circular second end, wherein the circular second end has a greater diameter than a diameter of the circular first end. The sides of the container are slightly convex near the first end so that the sides of the container are curved. The apparatus includes a housing containing an electric motor and the housing is releasably and sealingly attached to the circular first end of the container. The housing has a base whereon the apparatus can stand upright when assembled and in use. The apparatus includes a spindle with an impeller, driven by the electric motor, located within the container to agitate the water with the solid or the gel pack. The container has a lid sized and configured to releasably and sealingly engage the second end of the container. The lid has a liquid baffle inside, at a distal region of the lid, and the lid has a nozzle extending from the top of the lid that has a cover for sealing the lid and container closed.

[009] Optionally, the step of sealing the interior cabin space comprises closing doors, windows and air vents of an air circulation system of a vehicle cabin.

[0010] Optionally, the solid or gel pack includes a formulation that upon contact with water releases chlorine dioxide as the gaseous cleaning agent.

[0011] Optionally, the step of sealing the interior cabin space comprises closing doors, windows and air vents of an air circulation system of a vehicle cabin; and may further comprise turning on an air circulation system of the cabin.

[0012] Optionally, the step of allowing the cabin to remain closed while the coating from the air-borne spray dwells on the interior of the surfaces to eliminate or substantially reduce the remove or reduce the load of the contamination is for an effective time period of at least 20 minutes.

[0013] Optionally, the method further includes using a detector to determine a concentration of the gaseous cleaning agent in the air within the interior cabin space. And the method includes opening the cabin when the concentration is at a safe level.

[0014] Optionally, the step of using a detector includes observing an indicator of the apparatus that indicates a safe level of concentration of the gaseous cleaning agent.

[0015] Optionally, the motor of the apparatus is powered by a rechargeable battery or by a connection to a power outlet located within the cabin space.

[0016] Optionally, the apparatus is sized to fit inside a cup-holder inside the cabin space.

[0017] Optionally, the step of activating the motor of the apparatus is carried out remotely.

[0018] Optionally, the step of opening a nozzle of the lid is carried out remotely.

[0019] Optionally, the step of allowing the cabin to remain closed, while the coating from the air-borne spray dwells on the interior of the surfaces to eliminate or substantially reduce the remove or reduce the load of the contamination, further includes removing odors from the cabin interior.

[0020] In another exemplary embodiment, there is provided a system for cleaning a cabin interior of a car, truck, SUV or tractor-trailer rig of a microbial or viral contamination. The system includes sealing the cabin from the outside environment and starting an air recirculation system of the cabin. It also includes selecting a portable apparatus to place inside the cabin interior, where the apparatus includes a substantially frusto-conical container having a circular first end and a circular second end, wherein the circular second end has a greater diameter than a diameter of the circular first end. A housing containing an electric motor is releasably and sealingly attached to the circular first end of the container. And, the housing has a base whereon the apparatus stands upright, when assembled and in use. There is a spindle with an impeller, driven by the electric motor, in the container to agitate the water along with a solid or a gel pack that releases a gaseous cleaning agent. A lid is sized and configured to releasably and sealingly engage the second end of the container, and has a liquid baffle inside at a distal region of the lid. The lid having a nozzle extending from the top of the lid; the nozzle has a cover for sealing the lid and container closed, and the nozzle is sized for projecting an air-borne spray out of it at a velocity that would spread a gaseous cleaning agent throughout the cabin space. The system includes adding a predetermined quantity of water and a chemical that releases a gaseous cleaning agent into the container of the apparatus, and closing the lid of the

apparatus, preferably keeping the nozzle open. Then in a further step, the system includes activating the motor of the apparatus to cause formation of a vortex of water in the container through action of the spinning impeller. Entrained larger water droplets are knocked out of the spray exiting out of the nozzle and the nozzle emits an air-borne spray that includes the gaseous cleaning agent, which may include fine water droplets. To allow cleaning to take place, the system maintains the cabin closed while allowing a coating of the emitted gaseous cleaning agent to dwell for an effective time to reduce a microbial and viral load on interior surfaces within the closed cabin.

[0021] Optionally, the apparatus is sized to fit inside a cup-holder inside the cabin space and the motor of the apparatus is powered by connection to a power outlet located within the cabin space.

[0022] Optionally, the apparatus includes a detector and an indicator to indicate when a concentration of the gaseous cleaning agent has reduced to a safe level.

[0023] Optionally, the step of activating the motor of the apparatus is carried out remotely.

[0024] Optionally, maintaining the cabin closed also permits the cleaning agent to remove odors from the cabin interior. Optionally, allowing the cleaning agent to dwell for an effective time on the surfaces to be cleaned by keeping the cabin sealed includes maintaining the cabin closed for about 12 to about 30 minutes.

BRIEF DESCRIPTION OF THE DRAWINGS

[0025] The foregoing aspects and many of the attendant advantages, of the present technology will become more readily appreciated by reference to the following Detailed Description, when taken in conjunction with the accompanying simplified drawings of exemplary embodiments. The drawings, briefly described here below, are not to scale, are presented for ease of explanation and do not limit the scope of the inventions recited in the accompanying patent claims.

[0026] FIG.1 is a schematic flow diagram of an exemplary embodiment illustrating some of the steps of the method of cleaning contaminated surfaces in an enclosed space.

[0027] FIG. 2A is an exemplary embodiment of an apparatus showing the generation of a gaseous cleaning agent from its container.

[0028] FIG. 2B is an exemplary cutaway illustration of a vehicle showing the exemplary embodiment of the apparatus of FIG. 2A emitting an air-borne gaseous cleaning agent throughout the cabin.

[0029] FIG.3A is a schematic illustration of an exemplary embodiment of an apparatus useful in the methods and systems for cleaning contaminated surfaces in an enclosed space.

[0030] FIG.3B is an exploded view showing components of the apparatus of FIG. 3A.

[0031] FIGS. 4A and B depict alternative views of another exemplary lid for an exemplary apparatus like that of FIGS. 3A and B.

DETAILED DESCRIPTION

[0032] In The following non-limiting detailed descriptions of examples of embodiments of the inventions may refer to appended Figure drawings and are not limited to the drawings, which are merely presented for enhancing explanations of features of the technology. In addition, the detailed descriptions may refer to particular terms of art, some of which are defined herein, as appropriate and necessary for clarity.

[0033] The term “cabin” as used in the specification and claims refer to a space containing contaminated surfaces that can readily be enclosed, for example by closing doors, windows and air vent system, if any, of the space such that air inside the space is neither withdrawn nor added to. The air may be allowed to re-circulate in the cabin however, by activation of an air circulation system, for example, or use of a fan in the cabin.

[0034] The term “coating” or “coat” as is used in reference to a gaseous cleaning agent on surfaces, means that the gaseous agent dwells on the surface and may be carrying entrained fine water droplets that form a mist containing dissolved gaseous cleaning agent so that the air-borne mist coats and thereby cleans the surfaces, including fine surface textures, surface patterns, and tight interstitial spaces such as found, for example, in stitched seats and dash boards, etc. in vehicles.

[0035] The terms “contamination” or “contamination load” when used in reference to surfaces within a cabin means microbial, fungal, or viral contamination and also includes contaminants that cause a malodorous scent, for example, of decayed organic matter, fecal matter, and the like.

[0036] The term “effective period of time” as it relates to the time that the cleaning agent dwells in a cabin for cleaning of surfaces therein, the effective period may vary from about 10 to about 30 minutes; and in particular may be from about 15 to about 20 minutes. More or less time may also be effective, depending upon the degree of cleaning (extent of contaminant load reduction) to be achieved and the nature of the chemical cleaning agent used. For example, some cabin spaces may have surfaces so heavily contaminated as to require more than one treatment, or to require that the gaseous cleaning agent dwell on surfaces for up to 8 hours, or overnight, to achieve a desired level of cleanliness and deodorization.

[0037] The term “significant reduction in contamination load” means that the contamination load of a particular contaminating species is reduced by at least 80 % after cleaning in exemplary embodiments, or in some exemplary embodiments at least 98% after cleaning.

[0038] Referring to FIG. 1, an exemplary flowchart, there are several straightforward steps in the system or method depicted. Once the process starts at block 110, the cabin with contaminated surfaces inside to be treated is closed at block 120. For example, in a used car such as exemplified in FIG. 2 as 180, all doors, windows and the air circulation system, are closed off. Thus, air does not enter or leave the cabin except for natural flow around seals of doors and windows, which may occur in a closed cabin. A door is opened, and an apparatus (explained later with reference to FIGS. 3A and B, and 4A and B) containing liquid with

a chemical in solid or gel pack form is placed in the cabin at block 130, and the cabin is closed. (Note that step 120 may take place after step 130; the order is not important). After a few minutes, the chemical in the closed apparatus generates a gaseous cleaning agent and the water becomes slightly cloudy as a result. At this stage the motor of the apparatus is activated in block 140. A nozzle of the apparatus is open, if it was not open already, and the nozzle is sized such that flow of gaseous agent through the nozzle erupts upward, as lava from a volcano, and flows throughout the cabin interior, as shown in FIG. 2B by arrows 205. The nozzle, as explained below, has internal structures, like baffles, that remove entrained large liquid droplets from the gaseous cleaning agent stream as it exits from the apparatus. It is theorized, without being bound, that smaller fine droplets are entrained and assist in the coating and permeation of surfaces with the gaseous cleaning agent. As with any chemical cleaning agent, the agent should be allowed to dwell on the surfaces for a period of time effective for a significant reduction in the contamination load, as in block 150. Optionally, during this period of waiting (block 150), the vehicle being treated (block 160) may activate the air circulation system, in recirculation mode. This would allow the cleaning agent to enter the ducting and filters that form part of the air circulation system and clean these of potential allergens, microbes, viruses and fungi, as well. After an effective period of time has elapsed, and entry into the cabin is deemed safe, the cabin can be opened in block 170, and the cleaning process is complete.

[0039] An exemplary embodiment of an apparatus useful in carrying out the systems and methods of the invention is illustrated in FIGS. 3A, 3B and 4A and 4B. As shown, the apparatus 200 has a container 210, with sides that are gently convex-curved, and that has a base 220 at one end and a lid 250 at the other end. The container 210 has a diameter 212 at its upper end that is larger than its diameter 214 near its base 220. The base 220 contains a motor driven by either a battery pack (rechargeable or not) inside the base, or by electrical connection to an electrical outlet. A spindle 226 is seated on an engaging wheel 224 that engages with motor spindle 222 and rotates in unison with motor spindle 222. An impeller 230 has a cavity 232 that friction fits to the spindle 226 so that the impeller 230 rotates as the spindle 226 rotates. The impeller in the exemplary embodiment shown has a “double horse-shoe shape” with one horse shoe 234 curved downward, and the other 236 curved upward so that the two are conjoined in a common plane at their respective apexes of curvature. This design facilitates creation of a vortex shape when liquid in container 210 is agitated by the rotating impeller in the container at speed. A protective cover 228 shields the motor from contents of the container 210, and fits around the spindle 226, which projects out axially through a hole in the center of the cover. The spindle is appropriately sealed against the hole to avoid or minimize leakage into a space under the cover 228.

[0040] Referring more particularly to FIGS 4A and B, an alternative illustrated exemplary embodiment of the lid 250 can be either friction fit to the upper end of the container 210 by engaging an upper lip of the container, or can be screwed onto the container 210 by threading 260 on the lower end 262 of lid 250 that

engages corresponding threading on the container upper lip (not shown). The lid 250 has a top 252 that has a nozzle 254, equipped with a nozzle closing tab 256, extending from it. Referring briefly to FIG. 2A, when in use, the exemplary container 210 is partially filled with water 272, and a solid 275 or a gel pack 275 that releases the gaseous cleaning agent when in contact with water, is placed in the water container. The cleaning gas begins to evolve more quickly when the motor is activated; gas evolution accelerates due to agitation from rotating impeller 230, as shown by arrow 235, which causes the water to form a vortex in the container 210, as shown. Once sufficient gaseous agent has evolved, the gaseous cleaning agent erupts upward out through the nozzle as an air-borne spray to fill the cabin space and commence cleaning surfaces. Thus, the nozzle 254 has an inner diameter 255 shown in FIG 4A that is sized to cause gaseous cleaning agent emissions from the container through the nozzle at a speed such that the emissions have both velocity and momentum to cause an air-borne spray that travels throughout the desired region of the cabin space to be cleaned. For example, the air-borne spray velocity is sufficient to travel through the cabin of a car. In other embodiments, such as for a large SUV or a cabin of a tractor trailer rig, more than one apparatus may be needed to achieve total cabin permeation by the air-borne spray. To avoid emitting foam and/or large droplets from the container, the lid includes a baffle 264, exemplified by a cart-wheel structure with spaces between the spokes covered with a fine mesh material 266, in its base area. In addition, the nozzle may include a further baffle 258, at its base, that includes perforations for flow of the gaseous cleaning agent.

[0041] While the gaseous cleaning agent has been described as chlorine dioxide, other similar gaseous agents may also be useful. In addition, odorizers may be added to impart a pleasant smell to the interior of the cleaned cabin, or to mask any “chemical” smell.

[0042] While examples of embodiments of the technology have been presented and described in text and some examples also by way of illustration, it will be appreciated that various changes and modifications may be made in the described technology without departing from the scope of the *inventions*, which are set forth in and only limited by the scope of the appended patent claims, as properly interpreted and construed.

CLAIMS:

1. A method of cleaning surfaces of an interior cabin space of a contamination comprising a microbial and viral load, the method comprising the steps of:
 - sealing the interior cabin space;
 - placing water and a formulation comprising a solid or gel pack into a container of an apparatus;
 - agitating the water within a container of the apparatus causing the solid or gel pack to release a gaseous cleaning agent;
 - generating an air-borne spray from a nozzle in a lid of the container, the lid knocking out at least some entrained liquid from the air-borne spray prior to exit of the air-borne spray from the nozzle, the air-borne spray exiting from the container and spreading into the interior cabin space to coat surfaces within the interior cabin space; and
 - allowing the cabin to remain closed for an effective time period while the coating from the air-borne spray dwells on the interior of the surfaces to eliminate or substantially reduce the load of the contamination.
2. The method of Claim 1, wherein the step of sealing the interior cabin space comprises closing doors, windows and air vents of an air circulation system of a vehicle cabin.
3. The method of Claim 1, wherein the step of placing the formulation comprises placing a solid or gel pack comprising chlorine dioxide.
4. The method of Claim 1, wherein the step of sealing the interior cabin space comprises closing doors, windows and air vents of an air circulation system of a vehicle cabin; and further comprises turning on an air circulation system of the cabin.
5. The method of Claim 1, wherein the step of allowing the cabin to remain closed while the coating from the air-borne spray dwells on the interior of the surfaces to eliminate or substantially reduce the load of the contamination is for an effective time period of at least 15 minutes.
6. The method of Claim 1, further comprising using a detector to determine a concentration of the gaseous cleaning agent in the air within the interior cabin space, and opening the cabin when the concentration is at a safe level.

7. The method of Claim 6, wherein the step of using a detector comprises observing an indicator of the level of concentration of the gaseous cleaning agent.
8. The method of Claim 1, wherein the apparatus further includes a motor that is powered by a battery.
9. The method of Claim 1, wherein the apparatus is powered by connection to a power outlet located within the cabin space.
10. The method of Claim 1, wherein the apparatus is sized to fit inside a cup-holder inside the cabin space.
11. The method of Claim 1, wherein the step of agitating is initiated remotely.
12. The method of Claim 1, wherein the step of allowing the cabin to remain closed while the coating from the air-borne spray dwells on the interior of the surfaces to eliminate or substantially reduce the load of the contamination is for an effective time period of up to 8 hours.
13. The method of Claim 1, wherein the step of allowing the cabin to remain closed while the coating from the air-borne spray dwells on the interior of the surfaces to eliminate or substantially reduce the load of the contamination, further includes removing odors from the cabin interior.
14. A method of cleaning a cabin interior of a car, truck, SUV or tractor-trailer rig of a microbial or viral contamination, the method comprising the steps of:
 - placing a portable apparatus comprising a container in the cabin;
 - closing the cabin;
 - starting an air recirculation system of the cabin;
 - adding a predetermined quantity of water and a formulation that releases a gaseous cleaning agent, into the container of the apparatus;
 - causing agitation of the quantity of water in the container;
 - emitting an air-borne spray of gaseous cleaning agent from the container;
 - maintaining the cabin closed while allowing a coating of the gaseous cleaning agent to dwell on interior surfaces within the closed cabin for an effective time to reduce a microbial and viral load on the interior surfaces.

15. The method of Claim 14, wherein the step of closing the cabin includes sealing the interior cabin space by closing doors, windows and air vents of an air circulation system of a vehicle cabin.
16. The method of Claim 14, wherein the step of adding a formulation includes adding a solid chemical or gel pack comprising chlorine dioxide.
17. The method of Claim 14, wherein the step of maintaining the cabin closed to reduce the microbial and viral load is for an effective time period of at least 15 minutes.
18. The method of Claim 14, further comprising using a detector to determine a concentration of the gaseous cleaning agent in the air within the interior cabin space, and opening the cabin when the concentration is at a safe level.
19. The method of Claim 18, wherein the step of using a detector comprises observing an indicator of the level of concentration of the gaseous cleaning agent.
20. The method of Claim 14, wherein the apparatus is powered by a rechargeable battery.
21. The method of Claim 14, wherein the apparatus is powered by connection to a power outlet located within the cabin space.
22. The method of Claim 14, wherein the step of maintaining the cabin closed to reduce the microbial and viral load is for an effective time period of up to 8 hours.
23. The method of Claim 14, wherein the step of maintaining the cabin closed while the coating from the air-borne spray dwells on the interior of the surfaces, further includes removing odors from the cabin interior.
24. A method for cleaning a cabin interior of a car, truck, SUV or tractor-trailer rig of a microbial or viral contamination, the method comprising:
 - sealing the cabin of a car, truck, SUV or tractor-trailer rig from the outside environment and starting an air recirculation system of the cabin;
 - placing a portable apparatus inside the sealed cabin interior, the apparatus comprising: a container having therein water with a solid or a gel pack that releases a gaseous cleaning agent upward and out of the container; and

maintaining the cabin closed while allowing the gaseous cleaning agent to dwell for an effective time in the sealed cabin interior to reduce a microbial and viral load on interior surfaces within the sealed cabin.

25. The method of Claim 24, wherein the apparatus is sized to fit inside a cup-holder inside the cabin.

26. The method of Claim 24, wherein the apparatus includes a detector and indicator to indicate when a concentration of the gaseous cleaning agent has reduced to a safe level.

27. The method of Claim 24, wherein the apparatus includes a motor and a step of activating the motor of the apparatus is carried out remotely.

28. The method of Claim 24, wherein the effective time is in the range from about 10 to about 30 minutes.

29. The method of Claim 24, wherein the cabin is maintained closed for up to 8 hours.

30. The method of Claim 24, wherein the container includes therein an impeller driven by a motor.

31. A method for cleaning a cabin interior of a car, truck, SUV or tractor-trailer rig of a microbial or viral contamination, the method comprising:

sealing the cabin of a car, truck, SUV or tractor-trailer rig from the outside environment and starting an air recirculation system of the cabin;

placing a portable apparatus inside the sealed cabin interior, the apparatus comprising: a container having therein water with a solid or a gel pack that releases a gaseous cleaning agent comprising chlorine dioxide upward and out of the container; and

maintaining the cabin closed while allowing the gaseous cleaning agent to dwell for an effective time in the sealed cabin interior to reduce a microbial and viral load on interior surfaces within the sealed cabin.

32. The method of Claim 31, wherein the apparatus is sized to fit inside a cup-holder inside the cabin.

33. The method of Claim 31, wherein the apparatus includes a detector and indicator to indicate when a concentration of the gaseous cleaning agent has reduced to a safe level.

34. The method of Claim 31, wherein the apparatus includes a motor and a step of activating the motor of the apparatus is carried out remotely.

35. The method of Claim 31, wherein the effective time is in the range from about 10 to about 30 minutes.

36. The method of Claim 31, wherein the container includes therein an impeller driven by a motor.

1/7

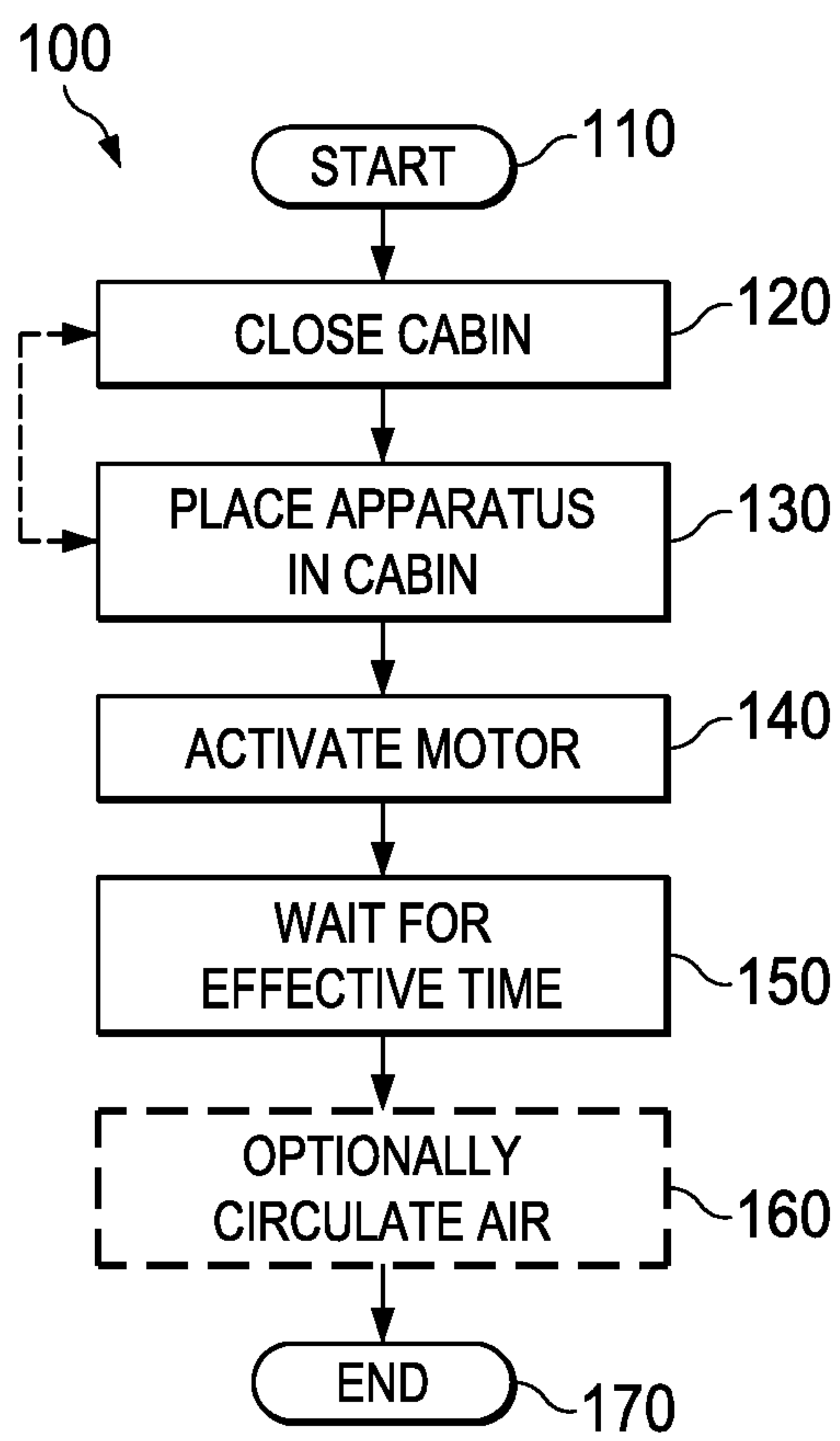


FIG. 1

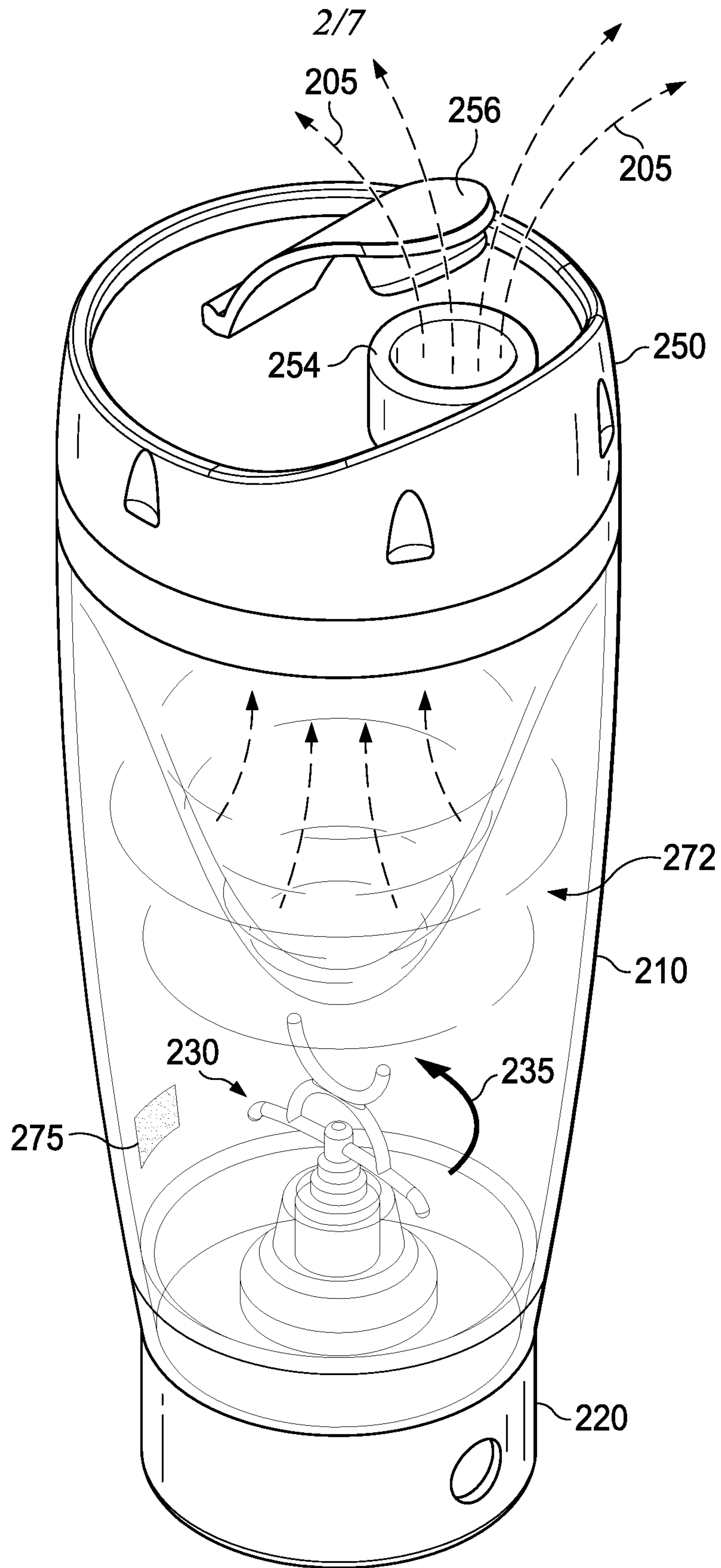


FIG. 2A

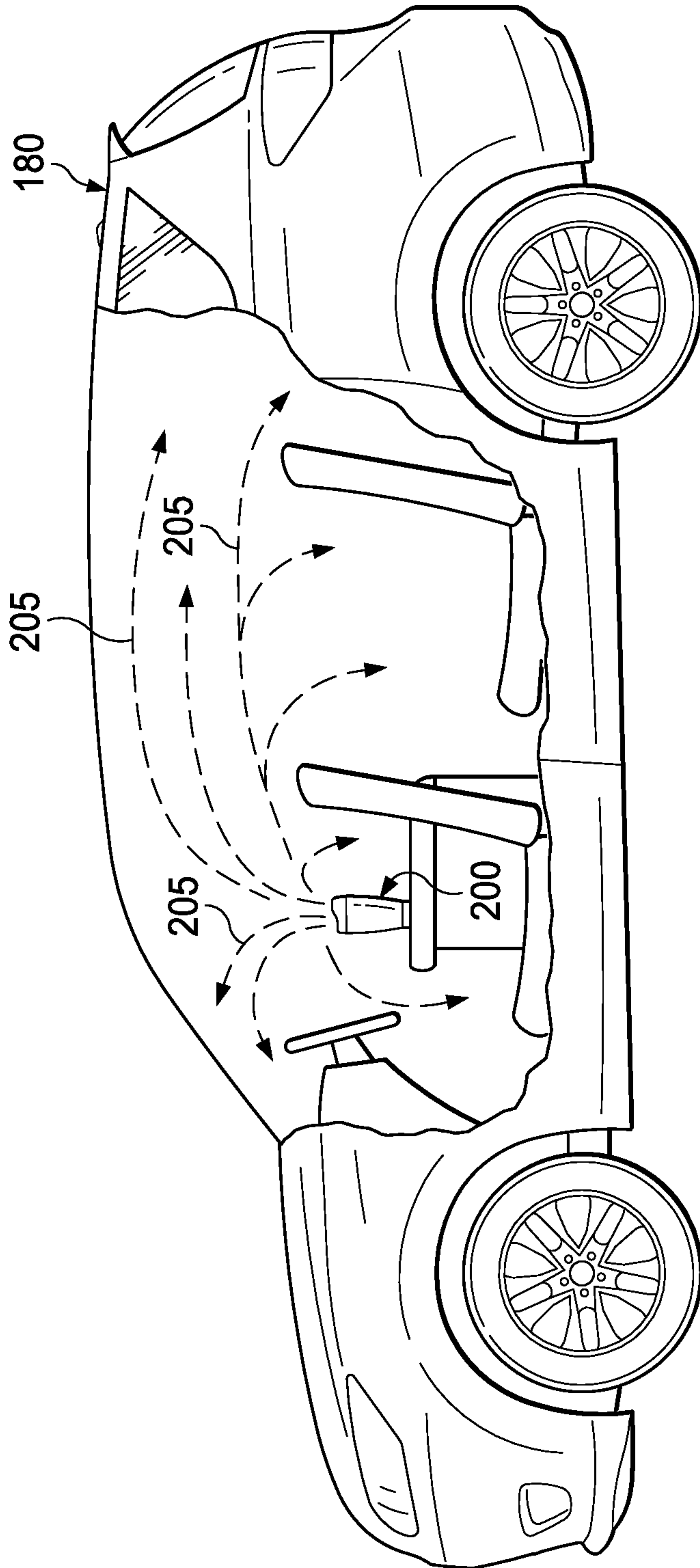


FIG. 2B

4/7

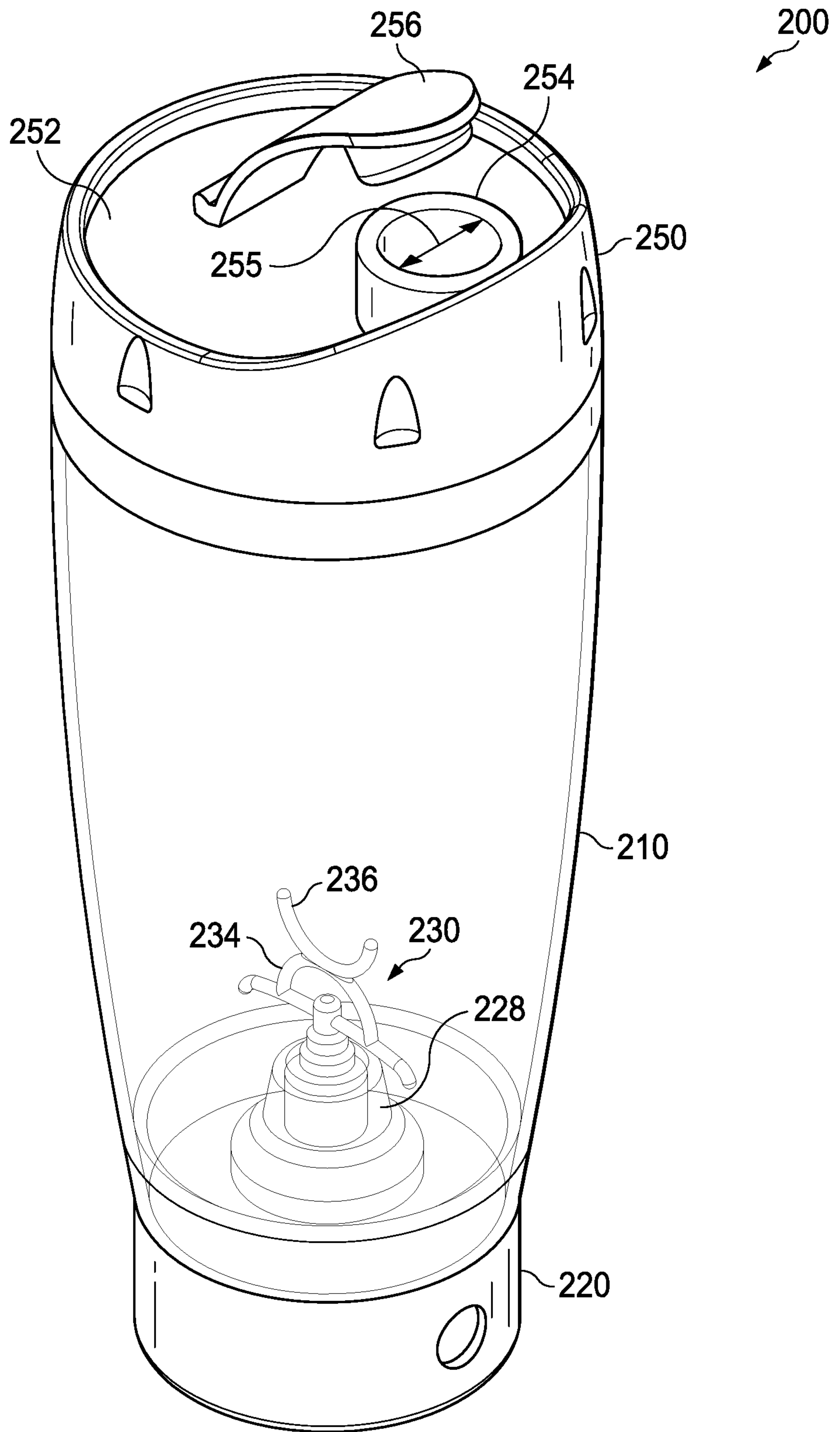


FIG. 3A

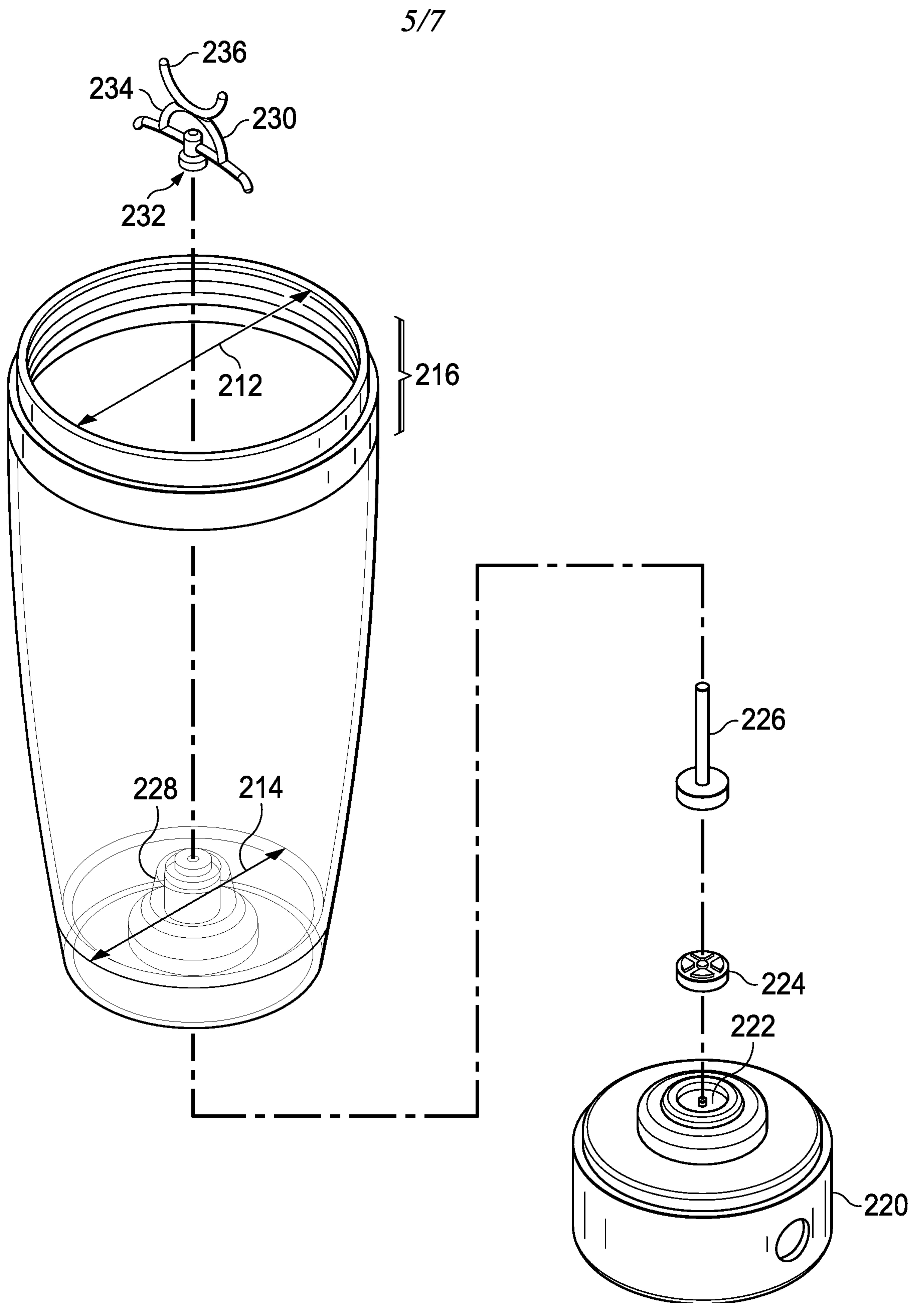


FIG. 3B

6/7

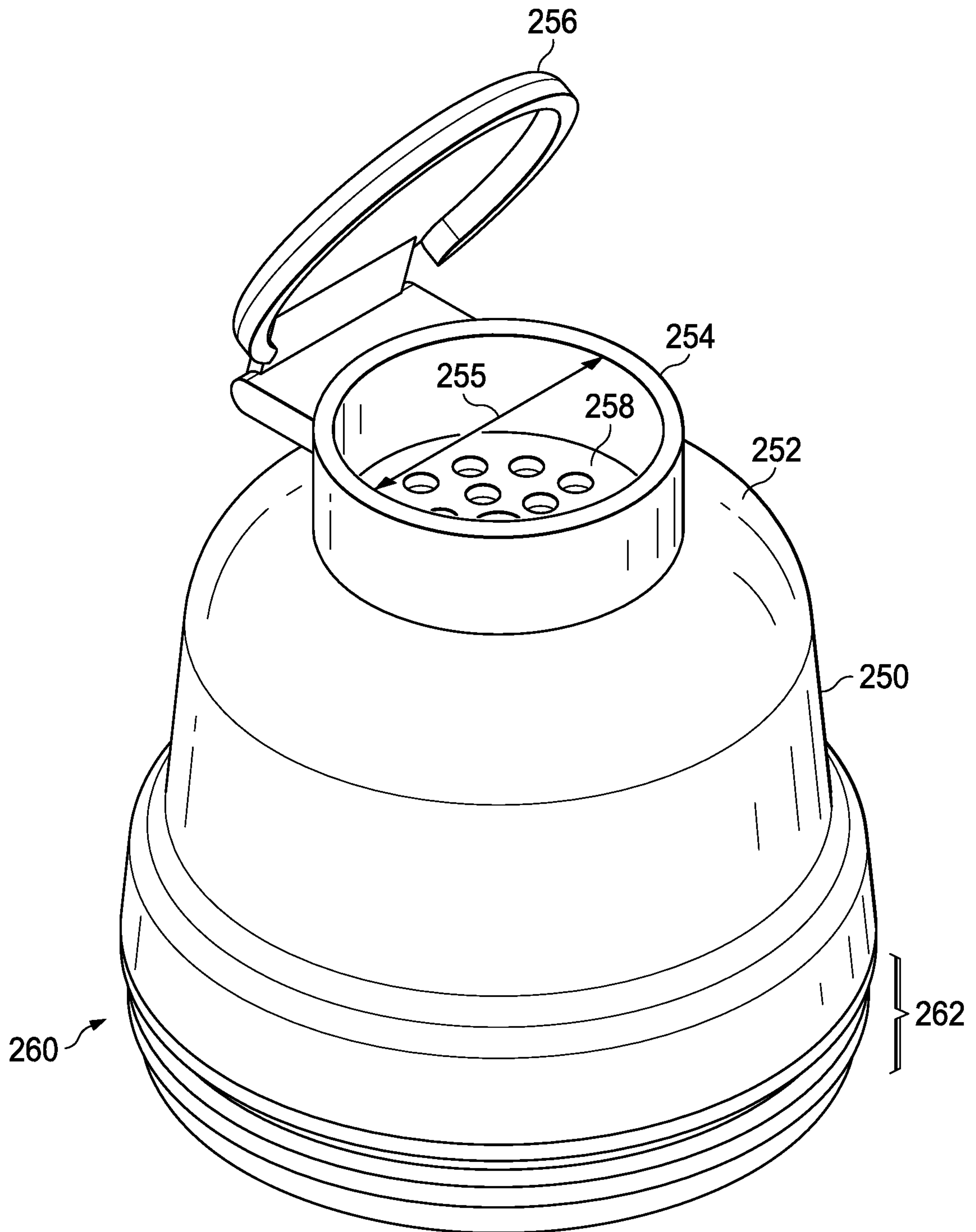


FIG. 4A

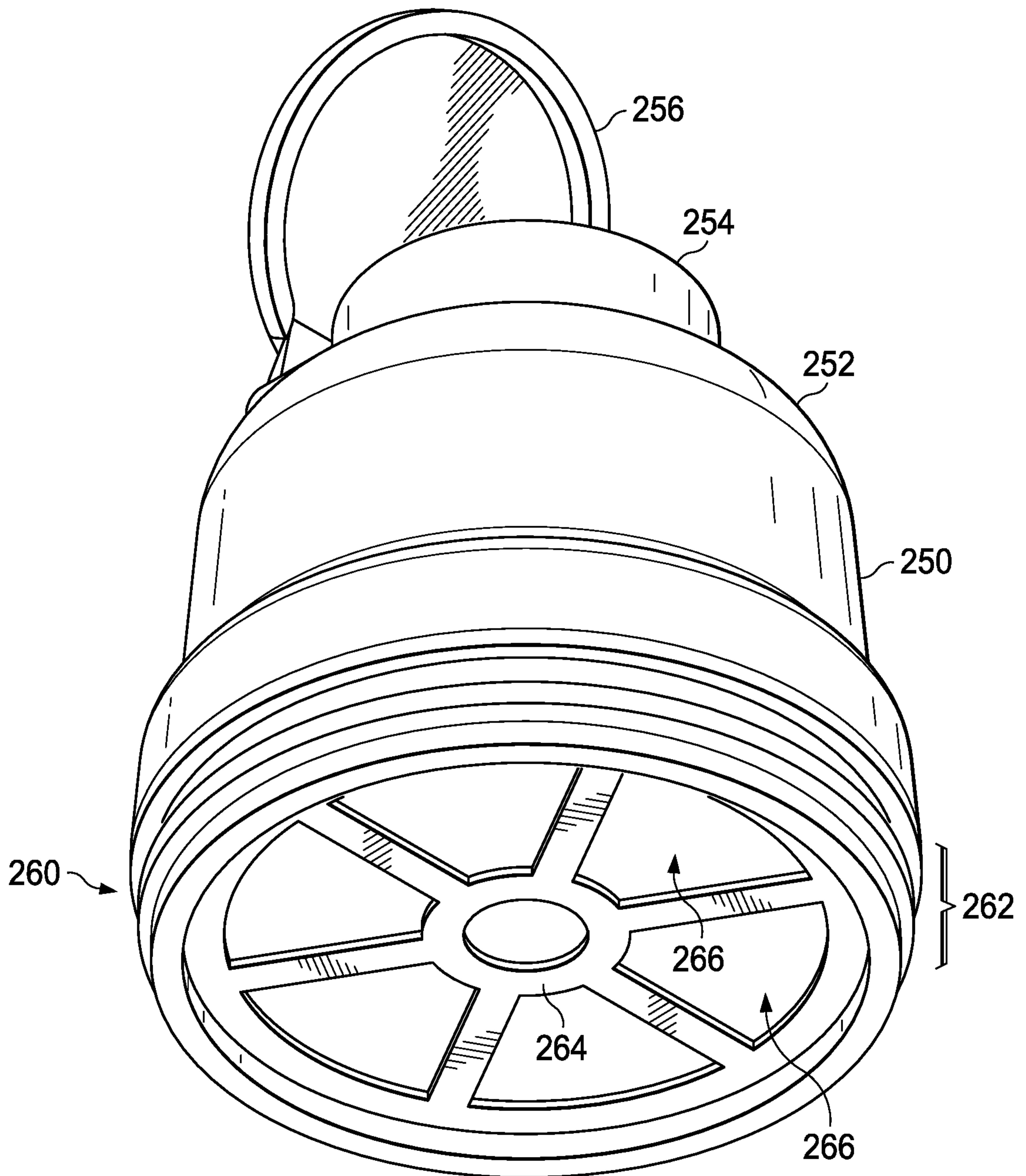


FIG. 4B

