J. M. BROWN.

DISH-CLOTH HOLDER.

No. 170,519. Patented Nov. 30, 1875.

Fig. 1.



Fig. 2

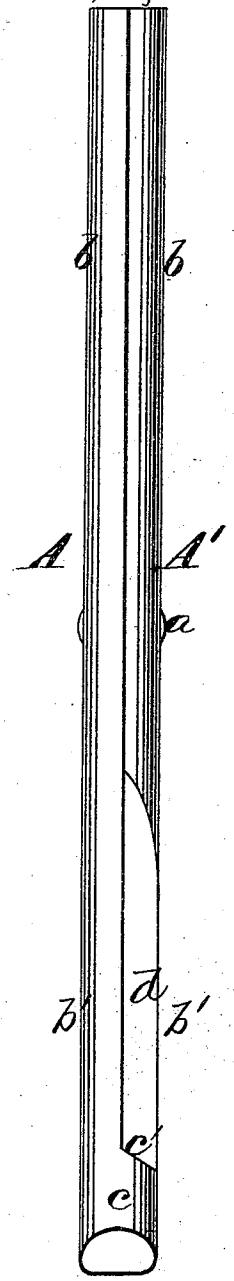

Fig. 3.

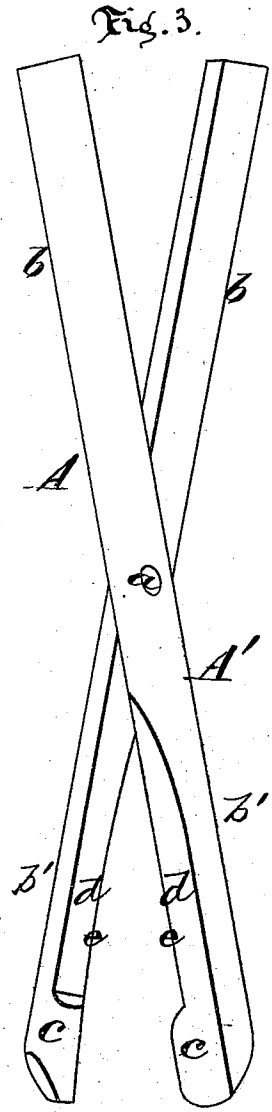

WITNESSES

Mary J. Utley

Emory H. Bates

INVENTOR

James M. Brown,

Chipman Fosnes & Co.

ATTORNEYS

N. PETERS, PHOTO-LITHOGRAPHER, WASHINGTON, D. C.

UNITED STATES PATENT OFFICE.

JAMES M. BROWN, OF SALEM, MASSACHUSETTS.

IMPROVEMENT IN DISH-CLOTH HOLDERS.

Specification forming part of Letters Patent No. **170,519**, dated November 30, 1875; application filed February 27, 1875.

To all whom it may concern:

Be it known that I, JAMES M. BROWN, of Salem, in the county of Essex and State of Massachusetts, have invented a new and valuable Improvement in Dish-Cloth Holders; and I do hereby declare that the following is a full, clear, and exact description of the construction and operation of the same, reference being had to the annexed drawings, making a part of this specification, and to the letters and figures of reference marked thereon.

Figures 1 and 2 of the drawings are representations of plan views of my dish-cloth holder, and Fig. 3 is a view of the same opened.

This invention has relation to improvements in dish-cloth holders; and it consists in a pair of tongs which are made of wooden strips of half-round form, pivoted together with their plain surfaces in contact, and having portions cut out of their lateral edges, so as to form angular griping-surfaces, and an enlarged head forming griping-jaws, as will be hereinafter more fully explained.

In the annexed drawings, the letters A A′ are the two levers or rods, which, in cross-section, are half-round or semi-cylindrical. These rods are pivoted together, at or near the center of their length, by means of a fulcrum-rivet, *a*, with their plane surfaces together, and in this position their cross-section at any point will be round or semi-cylindrical, except at their grappling ends, where they are cylindrical, oval, or round, by which means enlarged heads *c*, forming a shoulder, *c′*, with the plane surface of the said levers, are formed, the functions of which will hereinafter appear. In order that the handles *b b* of these levers may be brought to coincide the one with the other when the grappling-arms are closed upon the dish-cloth or mop, the inner edges of the said grappling-arms *b′* are cut away to the extent of half their thickness, as shown at *d*, Figs. 2 and 3, the effect of which will be to form an angular grappling-edge, *e*, on each of the said arms, which will seize upon a dish-cloth interposed between them, thereby holding it rigidly against a casual detachment therefrom. In this position the cloth will also be grappled by the jaws *c*, and, being spread, as it were, over shoulders *c′*, formed by the said jaws with the plane contiguous surfaces of the levers A A′, will effectually prevent the cloth from escaping under any circumstances, so long as the power-arms *b* are held together, from between the said arms *b′*.

It will readily be seen that in drawing clothes out of a boiler, or in using a dish-clout, the shoulders *c′*, when the articles are once grappled, will afford a rest, over which the folds of the clothes or cloth will lie, thus materially adding to the ease with which the tongs will hold the grappled substance, for the reason that the operator need not altogether depend for this purpose upon the force with which the power-arm *b* of the tongs are brought together, and the griping-edges of the power-arms *b* are forced to seize upon the material.

I am aware that both wooden and iron tongs have been made and used before, as shown in the Letters Patent of Benedict Ott, dated May 19, 1867, and those of Eliza A. Foulke, dated November 25, 1873; hence I do not make a broad claim either to an iron or wooden clothes-tongs; but

What I do claim, and wish to secure by Letters Patent, is—

In a wooden tongs or dish-cloth holder, the pivoted levers A A′, having enlarged shouldered heads *c* upon the grappling-arms *b′*, and a strip, *d*, cut away from their inner edges, whereby angular grappling-edges *e* are formed, and the handles *b* of the said levers are made to coincide, substantially as and for the purpose set forth.

In testimony that I claim the above I have hereunto subscribed my name in the presence of two witnesses.

JAMES MADISON BROWN.

Witnesses:

LAWRENCE M. BROWN,

CHARLES KIMBALL.