

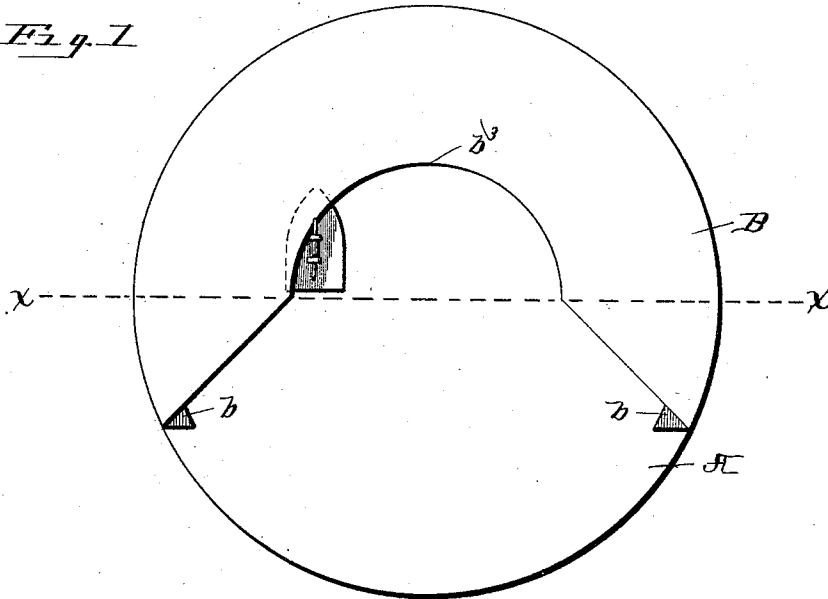
(No Model.)

A. JACOBY.  
SAD IRON HEATER.


No. 444,584.

Patented Jan. 13, 1891.

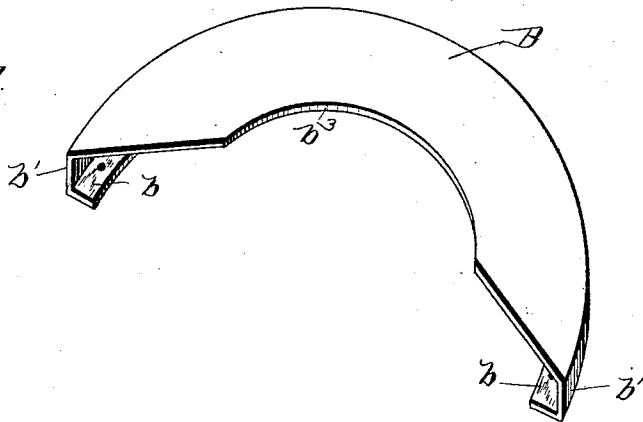
*Fig. 1*



*Fig. 2*



*Fig. 3*



Witnesses  
*Wm. S. Hodges*  
*D. A. Milnick*

Inventor  
Augusta Jacoby  
By *Patrick O'Farrell*  
Attorney.

# UNITED STATES PATENT OFFICE.

AUGUSTA JACOBY, OF LANGHORNE, PENNSYLVANIA.

## SAD-IRON HEATER.

SPECIFICATION forming part of Letters Patent No. 444,584, dated January 13, 1891.

Application filed September 18, 1890. Serial No. 365,395. (No model.)

*To all whom it may concern:*

Be it known that I, AUGUSTA JACOBY, a citizen of the United States of America, residing at Langhorne, in the county of Bucks and State of Pennsylvania, have invented certain new and useful Improvements in Sad-Iron Heaters, of which the following is a specification, reference being had therein to the accompanying drawings.

This invention pertains to a new and improved sad-iron holder or heater, having for its object the production of simple and highly-efficient means for holding sad-irons in place on a gas or gasoline stove and protecting the same from the flame-smoke.

The invention consists of a ring or plate, to which is secured a parallel plate or shield having a continuous flange and a vertical portion and a front central recess, hereinafter fully set forth, and particularly pointed out in the claim.

In the accompanying drawings, Figure 1 is a plan view of my improved flat-iron holder or heater. Fig. 2 is a cross-sectional view thereof on the line *xx*. Fig. 3 is a view of the shield or overhanging plate.

Referring to the drawings, A designates a ring or plate, preferably of iron and designed to fit snugly on a gas or gasoline stove.

B is an overhanging plate or shield in the form of an arc of a circle. This plate or shield is parallel with a portion of the upper surface of pan A, and in the space thus formed the ends or noses of sad-irons are designed to

project while being heated. The plate or shield B is provided with a continuous flange *b* and an angular vertical portion *b'*, which holds the upper portion or roof away from the pan A. The shield is secured to said pan by a series of rivets *b<sup>2</sup>* passed through flange *b*. A semicircular recess *b<sup>3</sup>* is preferably formed in the center of plate or shield B, wherein the sad-irons are designed to be placed while being heated.

From the foregoing description it will be seen that I have produced a simple and highly-efficient device by which sad-irons can be retained in place on a gas or gasoline stove, and the same are kept clean while being heated, and the smoke from the heating-flame is prevented from coming in contact therewith.

I claim as my invention—

As an improved article of manufacture, the sad-iron holder or heater for gas or gasoline stoves herein described, consisting of the circular ring or plate, the plate or shield having a continuous flange and a vertical portion and a front central recess, as set forth, said plate or shield being parallel with the upper surface of said ring or plate, to which it is secured, as stated.

In testimony whereof I affix my signature in presence of two witnesses.

AUGUSTA JACOBY.

Witnesses:

OSCAR JACOBY,  
C. W. NEBELHOAR.