

(19) World Intellectual Property
Organization
International Bureau



(43) International Publication Date
29 December 2005 (29.12.2005)

PCT

(10) International Publication Number
WO 2005/123674 A1

(51) International Patent Classification⁷: **C07D 209/42**,
401/12, A61K 31/404, A61P 29/00

(74) Agent: **MCNEENEY, Stephen**; Eric Potter Clarkson,
Park View House, 58 The Ropewalk, Nottingham NG1
5DD (GB).

(21) International Application Number:
PCT/GB2005/002396

(22) International Filing Date: 17 June 2005 (17.06.2005)

(25) Filing Language: English

(26) Publication Language: English

(30) Priority Data:
60/580,402 18 June 2004 (18.06.2004) US

(81) Designated States (unless otherwise indicated, for every
kind of national protection available): AE, AG, AL, AM,
AT, AU, AZ, BA, BB, BG, BR, BW, BY, BZ, CA, CH, CN,
CO, CR, CU, CZ, DE, DK, DM, DZ, EC, EE, EG, ES, FI,
GB, GD, GE, GH, GM, HR, HU, ID, IL, IN, IS, JP, KE,
KG, KM, KP, KR, KZ, LC, LK, LR, LS, LT, LU, LV, MA,
MD, MG, MK, MN, MW, MX, MZ, NA, NG, NI, NO, NZ,
OM, PG, PH, PL, PT, RO, RU, SC, SD, SE, SG, SK, SL,
SM, SY, TJ, TM, TN, TR, TT, TZ, UA, UG, US, UZ, VC,
VN, YU, ZA, ZM, ZW.

(71) Applicant (for all designated States except US): **BI-
OLIPOX AB** [SE/SE]; P.O. Box 6280, S-102 34 Stock-
holm (SE).

(72) Inventors; and

(75) Inventors/Applicants (for US only): **OLOFSSON,
Kristofer** [SE/SE]; Biolipox AB, P.O. Box 6280, S-102 34
Stockholm (SE). **SUNA, Edgars** [LV/LV]; Latvian Insti-
tute of Organics Synthesis, 21 Aizkraukles Str., LV-1006
Riga (LV). **PELCMAN, Benjamin** [SE/SE]; Biolipox
AB, P.O. Box 6280, S-102 34 Stockholm (SE). **OZOLA,
Vita** [LV/LV]; Latvian Institute of Organic Synthesis,
21 Aizkraukles Str., LV-1006 Riga (LV). **KATKEVICS,
Martins** [LV/LV]; Latvian Institute of Organic Synthesis,
21 Aizkraukles Str., LV-1006 Riga (LV). **KALVINS,
Ivars** [LV/LV]; Latvian Institute of Organic Synthesis,
21 Aizkraukles Str., LV-1006 Riga (LV). **SCHAAL,
Wesley** [US/SE]; Biolipox AB, P.O. Box 6280, S-102 34
Stockholm (SE).

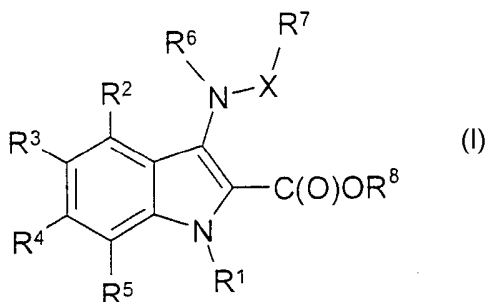
(84) Designated States (unless otherwise indicated, for every
kind of regional protection available): ARIPO (BW, GH,
GM, KE, LS, MW, MZ, NA, SD, SL, SZ, TZ, UG, ZM,
ZW), Eurasian (AM, AZ, BY, KG, KZ, MD, RU, TJ, TM),
European (AT, BE, BG, CH, CY, CZ, DE, DK, EE, ES, FI,
FR, GB, GR, HU, IE, IS, IT, LT, LU, MC, NL, PL, PT, RO,
SE, SI, SK, TR), OAPI (BF, BJ, CF, CG, CI, CM, GA, GN,
GQ, GW, ML, MR, NE, SN, TD, TG).

Published:

- with international search report
- before the expiration of the time limit for amending the
claims and to be republished in the event of receipt of
amendments

For two-letter codes and other abbreviations, refer to the "Guid-
ance Notes on Codes and Abbreviations" appearing at the begin-
ning of each regular issue of the PCT Gazette.

(54) Title: INDOLES USEFUL IN THE TREATMENT OF INFLAMMATION



(57) Abstract: There is provided a compound of formula: (I) wherein X, R¹, R², R³, R⁴, R⁵, R⁶, R⁷ and R⁸ have meanings given in the description, and pharmaceutically-acceptable salts thereof, which compounds are useful in the treatment of diseases in which inhibition of the activity of microsomal prostaglandin E synthase-1 is desired and/or required, and particularly in the treatment of inflammation.

INDOLES USEFUL IN THE TREATMENT OF INFLAMMATION

Field of the Invention

5 This invention relates to novel pharmaceutically-useful compounds, which compounds are useful as inhibitors of enzymes belonging to the membrane-associated proteins in the eicosanoid and glutathione metabolism (MAPEG) family. Members of the MAPEG family include the microsomal prostaglandin E synthase-1 (mPGES-1), 5-lipoxygenase-activating protein
10 (FLAP), leukotriene C₄ synthase and microsomal glutathione S-transferases (MGST1, MGST2 and MGST3). The compounds are of potential utility in the treatment of inflammatory diseases including respiratory diseases. The invention also relates to the use of such compounds as medicaments, to pharmaceutical compositions containing them, and to synthetic routes for
15 their production

Background of the Invention

There are many diseases/disorders that are inflammatory in their nature.
20 One of the major problems associated with existing treatments of inflammatory conditions is a lack of efficacy and/or the prevalence of side effects (real or perceived).

Inflammatory diseases that affect the population include asthma,
25 inflammatory bowel disease, rheumatoid arthritis, osteoarthritis, rhinitis, conjunctivitis and dermatitis.

Inflammation is also a common cause of pain. Inflammatory pain may arise for numerous reasons, such as infection, surgery or other trauma.
30 Moreover, several diseases including malignancies and cardiovascular

diseases are known to have inflammatory components adding to the symptomatology of the patients.

Asthma is a disease of the airways that contains elements of both inflammation and bronchoconstriction. Treatment regimens for asthma are based on the severity of the condition. Mild cases are either untreated or are only treated with inhaled β -agonists which affect the bronchoconstriction element, whereas patients with more severe asthma typically are treated regularly with inhaled corticosteroids which to a large extent are anti-inflammatory in their nature.

Another common disease of the airways with inflammatory and bronchoconstrictive components is chronic obstructive pulmonary disease (COPD). The disease is potentially lethal, and the morbidity and mortality from the condition is considerable. At present, there is no known pharmacological treatment capable of changing the course of the disease.

The cyclooxygenase (COX) enzyme exists in two forms, one that is constitutively expressed in many cells and tissues (COX-1), and one that is induced by pro-inflammatory stimuli, such as cytokines, during an inflammatory response (COX-2).

COXs metabolise arachidonic acid to the unstable intermediate prostaglandin H_2 (PGH_2). PGH_2 is further metabolised to other prostaglandins including PGE_2 , $PGF_{2\alpha}$, PGD_2 , prostacyclin and thromboxane A_2 . These arachidonic acid metabolites are known to have pronounced physiological and pathophysiological activity including pro-inflammatory effects.

PGE₂ in particular is known to be a strong pro-inflammatory mediator, and is also known to induce fever and pain. Consequently, numerous drugs have been developed with a view to inhibiting the formation of PGE₂, including "NSAIDs" (non-steroidal antiinflammatory drugs) and "coxibs" (selective COX-2 inhibitors). These drugs act predominantly by inhibition of COX-1 and/or COX-2, thereby reducing the formation of PGE₂.

However, the inhibition of COXs has the disadvantage that it results in the reduction of the formation of all metabolites of arachidonic acid, some of which are known to have beneficial properties. In view of this, drugs which act by inhibition of COXs are therefore known/suspected to cause adverse biological effects. For example, the non-selective inhibition of COXs by NSAIDs may give rise to gastrointestinal side-effects and affect platelet and renal function. Even the selective inhibition of COX-2 by coxibs, whilst reducing such gastrointestinal side-effects, is believed to give rise to cardiovascular problems.

An alternative treatment of inflammatory diseases that does not give rise to the above-mentioned side effects would thus be of real benefit in the clinic. In particular, a drug that inhibits (preferably selectively) the transformation of PGH₂ to the pro-inflammatory mediator PGE₂ might be expected to reduce the inflammatory response in the absence of a corresponding reduction of the formation of other, beneficial arachidonic acid metabolites. Such inhibition would accordingly be expected to alleviate the undesirable side-effects mentioned above.

PGH₂ may be transformed to PGE₂ by prostaglandin E synthases (PGES). Two microsomal prostaglandin E synthases (mPGES-1 and mPGES-2), and one cytosolic prostaglandin E synthase (cPGES) have been described.

The leukotrienes (LTs) are formed from arachidonic acid by a set of enzymes distinct from those in the COX / PGES pathway. Leukotriene B₄ is known to be a strong proinflammatory mediator, while the cysteinyl-containing leukotrienes C₄, D₄ and E₄ (CysLTs) are mainly very potent bronchoconstrictors and have thus been implicated in the pathobiology of asthma. The biological activities of the CysLTs are mediated through two receptors designated CysLT₁ and CysLT₂. As an alternative to steroids, leukotriene receptor antagonists (LTRas) have been developed in the treatment of asthma. These drugs may be given orally, but do not control inflammation satisfactorily. The presently used LTRas are highly selective for CysLT₁. It may be hypothesised that better control of asthma, and possibly also COPD, may be attained if the activity of both of the CysLT receptors could be reduced. This may be achieved by developing unselective LTRas, but also by inhibiting the activity of proteins, e.g. enzymes, involved in the synthesis of the CysLTs. Among these proteins, 5-lipoxygenase, 5-lipoxygenase-activating protein (FLAP), and leukotriene C₄ synthase may be mentioned. A FLAP inhibitor would also decrease the formation of the proinflammatory LTB₄.

mPGES-1, FLAP and leukotriene C₄ synthase belong to the membrane-associated proteins in the eicosanoid and glutathione metabolism (MAPEG) family. Other members of this family include the microsomal glutathione S-transferases (MGST1, MGST2 and MGST3). For a review, c.f. P.-J. Jacobsson *et al* in *Am. J. Respir. Crit. Care Med.* **161**, S20 (2000). It is well known that compounds prepared as antagonists to one of the MAPEGs may also exhibit inhibitory activity towards other family members, c.f. J. H. Hutchinson *et al* in *J. Med. Chem.* **38**, 4538 (1995) and D. Claveau *et al* in *J. Immunol.* **170**, 4738 (2003). The former paper also describes that such compounds may also display notable cross-reactivity with proteins in the

arachidonic acid cascade that do not belong to the MAPEG family, e.g. 5-lipoxygenase.

Thus, agents that are capable of inhibiting the action of mPGES-1, and thus
5 reducing the formation of the specific arachidonic acid metabolite PGE₂, are likely to be of benefit in the treatment of inflammation. Further, agents that are capable of inhibiting the action of the proteins involved in the synthesis of the leukotrienes are also likely to be of benefit in the treatment of asthma and COPD.

10

Prior Art

Various indole-2-carboxylates, and derivatives thereof, have been disclosed in international patent applications WO 01/30343, WO 96/03377, WO
15 01/00197 and WO 99/33800, US patents Nos. 5,189,054 and 4,960,786, European patent application EP 483 881 and Italian Patent No. 1303260. However, none of these documents disclose or suggest the use of the indole-2-carboxylates in the treatment of inflammation.

20 Similar indole-2-carboxylates have been disclosed for potential use in the treatment of inflammation in international patent applications WO 99/07678, WO 99/07351, WO 00/46198, WO 00/46197, WO 00/46195, WO 00/46199, WO 96/18393, WO 02/30895, WO 99/05104, WO 01/32621 and WO 2005/005415, US patents Nos. 5,081,145 and 5,081,138 and
25 European patent applications EP 166 591 and EP 985 666. However, none of these documents disclose such compounds in which an aromatic group is directly attached to the ring system *via* the indole nitrogen.

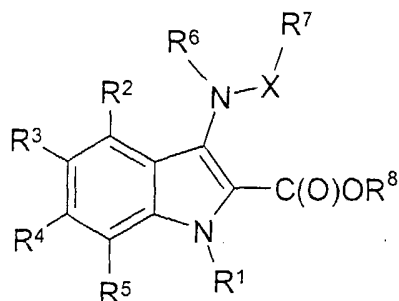
International patent application WO 94/13662 and European patent
30 application EP 186 367 also mention indoles for potential use in the

treatment of inflammation. However, these documents do not mention or suggest compounds in which the benzenoid moiety of the indole is substituted with an aromatic ring.

- 5 International patent applications WO 94/14434, WO 99/43672, WO 98/08818, WO 99/43654 and WO 99/43651 and US patents Nos. 6,500,853 and 6,630,496 also describe structurally similar indoles for such potential use. However, there is no specific disclosure in any of these documents of indole-2-carboxylates in which an aromatic group is directly attached *via*
 10 the indole nitrogen.

Disclosure of the Invention

According to the invention there is provided a compound of formula I,
 15



wherein

- 20 X represents a single bond, -C(O)- or -S(O)₂-;

R¹ represents an aryl group or a heteroaryl group, both of which groups are optionally substituted by one or more substituents selected from A;

one of the groups R^2 , R^3 , R^4 and R^5 represents an aryl group or a heteroaryl group (both of which are optionally substituted by one or more substituents selected from A) and:

- a) the other groups are independently selected from hydrogen, G^1 , an aryl group, a heteroaryl group (which latter two groups are optionally substituted by one or more substituents selected from A), C_{1-8} alkyl and a heterocycloalkyl group (which latter two groups are optionally substituted by one or more substituents selected from G^1 and/or Z^1); and/or
- b) any two other groups which are adjacent to each other are optionally linked to form, along with two atoms of the essential benzene ring in the compound of formula I, a 3- to 8-membered ring, optionally containing 1 to 3 heteroatoms and/or 1 to 3 double bonds, which ring is itself optionally substituted by one or more substituents selected from halo, $-R^8$, $-OR^8$ and $=O$;

15

R^6 , R^7 and R^8 independently represent, on each occasion when used above:

- I) hydrogen;
- II) an aryl group or a heteroaryl group, both of which are optionally substituted by one or more substituents selected from B;
- 20 III) C_{1-8} alkyl or a heterocycloalkyl group, both of which are optionally substituted by one or more substituents selected from G^1 and/or Z^1 ; or
- R^6 and R^7 may be linked together to form along with the N atom and X group to which R^6 and R^7 are respectively attached, a 3- to 8-membered ring, optionally containing 1 to 3 heteroatoms and/or 1 to 3 double bonds,
- 25 which ring is optionally substituted by one or more substituents selected from G^1 and/or Z^1 ;

A represents, on each occasion when mentioned above:

- I) an aryl group or a heteroaryl group, both of which are optionally substituted by one or more substituents selected from B;
- 30

II) C_{1-8} alkyl or a heterocycloalkyl group, both of which are optionally substituted by one or more substituents selected from G^1 and/or Z^1 ;

III) a G^1 group; or

IV) two A substituents may be linked together to form, along with at least two (e.g. adjacent) atoms of the aryl or heteroaryl group to which the two A substituents are attached, a further 3- to 5-membered ring, which ring optionally contains 1 to 3 (e.g. 1 or 2) heteroatoms and/or 1 to 2 (e.g. 1) double bonds, and which is optionally substituted by halo or C_{1-8} alkyl, which latter group is optionally substituted by halo;

10

G^1 represents, on each occasion when mentioned above, halo, cyano, $-N_3$, $-NO_2$, $-ONO_2$ or $-A^1-R^9$;

wherein A^1 represents a single bond or a spacer group selected from $-C(O)A^2-$, $-S(O)_nA^3-$, $-N(R^{10})A^4-$ or $-OA^5-$, in which:

15 A^2 and A^3 independently represent a single bond, $-O-$, $-N(R^{10})-$ or $-C(O)-$;
 A^4 and A^5 independently represent a single bond, $-C(O)-$, $-C(O)N(R^{10})-$, $-C(O)O-$, $-S(O)_n-$ or $-S(O)_nN(R^{10})-$;

Z^1 represents, on each occasion when mentioned above, $=O$, $=S$, $=NOR^9$,
 20 $=NS(O)_nN(R^{10})(R^9)$, $=NCN$ or $=C(H)NO_2$;

B represents, on each occasion when mentioned above:

I) an aryl group or a heteroaryl group, both of which are optionally substituted by one or more substituents selected from G^2 , methylenedioxy, difluoromethylenedioxy and/or dimethylmethylenedioxy;

25 II) C_{1-8} alkyl or a heterocycloalkyl group, both of which are optionally substituted by one or more substituents selected from G^2 and/or Z^2 ;

III) a G^2 group; or

IV) methylenedioxy, difluoromethylenedioxy or dimethylmethylenedioxy;

30

G^2 represents, on each occasion when mentioned above, halo, cyano, $-N_3$, $-NO_2$, $-ONO_2$ or $-A^6-R^{11}$;

wherein A^6 represents a single bond or a spacer group selected from
 5 $-C(O)A^7-$, $-S(O)_nA^8-$, $-N(R^{12})A^9-$ or $-OA^{10}-$, in which:

A^7 and A^8 independently represent a single bond, $-O-$, $-N(R^{12})-$ or $-C(O)-$;

A^9 and A^{10} independently represent a single bond, $-C(O)-$, $-C(O)N(R^{12})-$, $-C(O)O-$, $-S(O)_n-$ or $-S(O)_nN(R^{12})-$;

10 Z^2 represents, on each occasion when used above, $=O$, $=S$, $=NOR^{11}$, $=NS(O)_nN(R^{12})(R^{11})$, $=NCN$ or $=C(H)NO_2$;

R^9 , R^{10} , R^{11} and R^{12} are independently selected from:

- i) hydrogen;
- 15 ii) an aryl group or a heteroaryl group, both of which are optionally substituted by one or more substituents selected from G^3 , methylenedioxy, difluoromethylenedioxy and/or dimethylmethylenedioxy;
- iii) C_{1-8} alkyl or a heterocycloalkyl group, both of which are optionally substituted by G^3 and/or Z^3 ; or
- 20 any pair of R^9 and R^{10} , or R^{11} and R^{12} , may, for example when present on the same or on adjacent atoms, be linked together to form with those, or other relevant, atoms a further 3- to 8-membered ring, optionally containing 1 to 3 heteroatoms and/or 1 to 3 double bonds, which ring is optionally substituted by one or more substituents selected from G^3 and/or Z^3 ;

25

G^3 represents, on each occasion when mentioned above, halo, cyano, $-N_3$, $-NO_2$, $-ONO_2$ or $-A^{11}-R^{13}$;

wherein A^{11} represents a single bond or a spacer group selected from
 $-C(O)A^{12}-$, $-S(O)_nA^{13}-$, $-N(R^{14})A^{14}-$ or $-OA^{15}-$, in which:

30 A^{12} and A^{13} independently represent a single bond, $-O-$, $-N(R^{14})-$ or $-C(O)-$;

A^{14} and A^{15} independently represent a single bond, $-C(O)-$, $-C(O)N(R^{14})-$, $-C(O)O-$, $-S(O)_n-$ or $-S(O)_nN(R^{14})-$;

Z^3 represents, on each occasion when mentioned above, $=O$, $=S$, $=NOR^{13}$,
5 $=NS(O)_nN(R^{14})(R^{13})$, $=NCN$ or $=C(H)NO_2$;

n represents, on each occasion when mentioned above, 1 or 2;

R^{13} and R^{14} are independently selected from:

- 10 i) hydrogen;
- ii) C_{1-6} alkyl or a heterocycloalkyl group, both of which groups are optionally substituted by one or more substituents selected from halo, C_{1-4} alkyl, $-N(R^{15})(R^{16})$, $-O(R^{15})$ and $=O$; and
- 15 iii) an aryl or heteroaryl group, both of which are optionally substituted by one or more substituents selected from halo, C_{1-4} alkyl, $-N(R^{15})(R^{16})$ and $-O(R^{15})$; or
- any pair R^{13} and R^{14} may, for example when present on the same or on adjacent atoms, be linked together to form with those, or other relevant, atoms a further 3- to 8-membered ring, optionally containing 1 to 3
20 heteroatoms and/or 1 to 3 double bonds, which ring is optionally substituted by one or more substituents selected from halo, C_{1-4} alkyl, $-N(R^{15})(R^{16})$, $-O(R^{15})$ and $=O$;

R^{15} and R^{16} are independently selected from hydrogen and C_{1-4} alkyl, which
25 latter group is optionally substituted by one or more halo groups;

or a pharmaceutically-acceptable salt thereof,

which compounds and salts are referred to hereinafter as "the compounds of
30 the invention".

Pharmaceutically-acceptable salts include acid addition salts and base addition salts. Such salts may be formed by conventional means, for example by reaction of a free acid or a free base form of a compound of formula I with one or more equivalents of an appropriate acid or base, optionally in a solvent, or in a medium in which the salt is insoluble, followed by removal of said solvent, or said medium, using standard techniques (e.g. *in vacuo*, by freeze-drying or by filtration). Salts may also be prepared by exchanging a counter-ion of a compound of the invention in the form of a salt with another counter-ion, for example using a suitable ion exchange resin.

Compounds of the invention may contain double bonds and may thus exist as *E* (*entgegen*) and *Z* (*zusammen*) geometric isomers about each individual double bond. All such isomers and mixtures thereof are included within the scope of the invention.

Compounds of the invention may also exhibit tautomerism. All tautomeric forms and mixtures thereof are included within the scope of the invention.

Compounds of the invention may also contain one or more asymmetric carbon atoms and may therefore exhibit optical and/or diastereoisomerism. Diastereoisomers may be separated using conventional techniques, e.g. chromatography or fractional crystallisation. The various stereoisomers may be isolated by separation of a racemic or other mixture of the compounds using conventional, e.g. fractional crystallisation or HPLC, techniques. Alternatively the desired optical isomers may be made by reaction of the appropriate optically active starting materials under conditions which will not cause racemisation or epimerisation (i.e. a 'chiral pool' method), by reaction of the appropriate starting material with a 'chiral

auxiliary' which can subsequently be removed at a suitable stage, by derivatisation (i.e. a resolution, including a dynamic resolution), for example with a homochiral acid followed by separation of the diastereomeric derivatives by conventional means such as chromatography, or by reaction with an appropriate chiral reagent or chiral catalyst all under conditions known to the skilled person. All stereoisomers and mixtures thereof are included within the scope of the invention.

Unless otherwise specified, C_{1-q} alkyl groups (where q is the upper limit of the range) defined herein may be straight-chain or, when there is a sufficient number (i.e. a minimum of two or three, as appropriate) of carbon atoms, be branched-chain, and/or cyclic (so forming a C_{3-q} cycloalkyl group). C_{3-q} cycloalkyl groups that may be mentioned include monocyclic or bicyclic alkyl groups, which cycloalkyl groups may further be bridged. Further, when there is a sufficient number (i.e. a minimum of four) of carbon atoms, such groups may also be part cyclic. Such alkyl groups may also be saturated or, when there is a sufficient number (i.e. a minimum of two) of carbon atoms, be unsaturated (forming, for example, a C_{3-q} cycloalkenyl, a C_8 cycloalkynyl or, more particularly, a C_{2-q} alkenyl or a C_{2-q} alkynyl group). Further, in the case where the substituent is another cyclic compound, then the cyclic substituent may be attached through a single atom on the cycloalkyl group, forming a so-called "spiro"-compound.

The term "halo", when used herein, includes fluoro, chloro, bromo and iodo.

Heterocycloalkyl groups that may be mentioned include those in which at least one (e.g. one to four) of the atoms in the ring system is other than carbon (i.e. a heteroatom), and in which the total number of atoms in the ring system is between three and twelve (e.g. between five and ten). Further, such heterocycloalkyl groups may be saturated or unsaturated

containing one or more double and/or triple bonds, forming for example a C_{2-q} (e.g. C_{3-q}) heterocycloalkenyl (where q is the upper limit of the range) or a C_{3-q} heterocycloalkynyl group. C_{2-q} heterocycloalkyl groups that may be mentioned include aziridinyl, azetidiny, dihydropyranyl, dihydropyridyl, 5 dihydropyrrolyl (including 2,5-dihydropyrrolyl), dioxolanyl (including 1,3-dioxolanyl), dioxanyl (including 1,3-dioxanyl and 1,4-dioxanyl), dithianyl (including 1,4-dithianyl), dithiolanyl (including 1,3-dithiolanyl), imidazolidinyl, imidazoliny, morpholinyl, oxetanyl, oxiranyl, piperazinyl, piperidinyl, pyranyl, pyrazolidinyl, pyrrolidinonyl, pyrrolidinyl, pyrrolinyl, 10 quinuclidinyl, sulfolanyl, 3-sulfolenyl, tetrahydropyranyl, tetrahydrofuranyl, tetrahydropyridyl, thietanyl, thiranyl, thiolanyl, thiomorpholinyl, trithianyl (including 1,3,5-trithianyl), tropanyl and the like. Other heterocycloalkyl groups that may be mentioned include 7-azabicyclo[2.2.1]heptanyl, 6-azabicyclo[3.1.1]heptanyl, 6-azabicyclo-[3.2.1]octanyl, 8-azabicyclo[3.2.1]- 15 octanyl, 7-oxabicyclo[2.2.1]heptanyl and 6-oxabicyclo[3.2.1]octanyl. Heterocycloalkyl groups that may be mentioned include monocyclic and bicyclic heterocycloalkyl groups, which groups may further be bridged. Substituents on heterocycloalkyl groups may, where appropriate, be located on any atom in the ring system including a heteroatom. Further, in the case 20 where the other substituent is another cyclic compound, then the cyclic compound may be attached through a single atom on the heterocycloalkyl group, forming a so-called "spiro"-compound. The point of attachment of heterocycloalkyl groups may be *via* any atom in the ring system including (where appropriate) a heteroatom (such as a nitrogen atom), or an atom on 25 any fused carbocyclic ring that may be present as part of the ring system. Heterocycloalkyl groups may also be in the *N*- or *S*- oxidised form.

For the avoidance of doubt, the term "bicyclic", when employed in the context of cycloalkyl and heterocycloalkyl groups refers to such groups in 30 which the second ring is formed between two adjacent atoms of the first

ring. The term "bridged", when employed in the context of cycloalkyl or heterocycloalkyl groups refers to monocyclic or bicyclic groups in which two non-adjacent atoms are linked by either an alkylene or heteroalkylene chain (as appropriate).

5

Aryl groups that may be mentioned include C₆₋₁₃ (e.g. C₆₋₁₀) aryl groups. Such groups may be monocyclic or bicyclic and have between 6 and 13 (e.g. 10) ring carbon atoms, in which at least one ring is aromatic. C₆₋₁₃ aryl groups include phenyl, naphthyl and the like, such as fluorenyl and, more particularly, 1,2,3,4-tetrahydronaphthyl, indanyl, and indenyl. The point of attachment of aryl groups may be *via* any atom of the ring system. However, when aryl groups are bicyclic or tricyclic, they are preferably linked to the rest of the molecule *via* an aromatic ring.

- 15 Heteroaryl groups that may be mentioned include those which have between 5 and 10 members. Such groups may be monocyclic, bicyclic or tricyclic, provided that at least one of the rings is aromatic and wherein at least one (e.g. one to four) of the atoms in the ring system is other than carbon (i.e. a heteroatom). Heterocyclic groups that may be mentioned include acridinyl, benzimidazolyl, benzodioxanyl, benzodioxepinyl, benzodioxolyl (including 20 1,3-benzodioxolyl), benzofuranyl, benzofurazanyl, benzothiazolyl (including 2,1,3-benzothiazolyl), benzoxadiazolyl (including 2,1,3-benzoxadiazolyl), benzoxazinyl (including 3,4-dihydro-2*H*-1,4-benzoxazinyl), benzoxazolyl, benzimidazolyl, benzomorpholinyl, benzoselenadiazolyl (including 2,1,3-benzoselenadiazolyl), benzothienyl, 25 carbazolyl, chromanyl, cinnolinyl, furanyl, imidazolyl, imidazo[1,2-*a*]pyridyl, indazolyl, indolinyl, indolyl, isobenzofuranyl, isochromanyl, isoindolinyl, isoindolyl, isoquinolinyl, isothiazolyl, isoxazolyl, naphthyridinyl (including 1,5-naphthyridinyl and 1,8-naphthyridinyl), 30 oxadiazolyl (including 1,2,3-oxadiazolyl, 1,2,4-oxadiazolyl and

1,3,4-oxadiazolyl), oxazolyl, phenazinyl, phenothiazinyl, phthalazinyl, pteridinyl, purinyl, pyrazinyl, pyrazolyl, pyridazinyl, pyridyl, pyrimidinyl, pyrrolyl, quinazolinyl, quinolinyl, quinoliziny, quinoxaliny, tetrahydroisoquinolinyl (including 1,2,3,4-tetrahydroisoquinolinyl and 5,6,7,8-tetrahydroisoquinolinyl), tetrahydroquinolinyl (including 1,2,3,4-tetrahydroquinolinyl and 5,6,7,8-tetrahydroquinolinyl), tetrazolyl, thiadiazolyl (including 1,2,3-thiadiazolyl, 1,2,4-thiadiazolyl and 1,3,4-thiadiazolyl), thiazolyl, thiochromanyl, thienyl, triazolyl (including 1,2,3-triazolyl, 1,2,4-triazolyl and 1,3,4-triazolyl) and the like. Substituents on heteroaryl groups may, where appropriate, be located on any atom in the ring system including a heteroatom. The point of attachment of heteroaryl groups may be *via* any atom in the ring system including (where appropriate) a heteroatom (such as a nitrogen atom), or an atom on any fused carbocyclic ring that may be present as part of the ring system. However, when heteroaryl groups are bicyclic or tricyclic, they are preferably linked to the rest of the molecule *via* an aromatic ring. Heteroaryl groups may also be in the *N*- or *S*- oxidised form.

Heteroatoms that may be mentioned include phosphorus, silicon, boron, tellurium, preferably, selenium and, more preferably oxygen, nitrogen and/or sulfur.

For the avoidance of doubt, optionally substituted methylenedioxy groups, when attached to a ring system, are formed between any two adjacent atoms of the ring system.

For the avoidance of doubt, in cases in which the identity of two or more substituents in a compound of the invention may be the same, the actual identities of the respective substituents are not in any way interdependent. For example, in the situation in which R^1 , and any one of R^2 to R^5 , both

represent aryl groups substituted by one or more C₁₋₈ alkyl groups, the alkyl groups in question may be the same or different. Similarly, when groups are substituted by more than one substituent as defined herein, the identities of those individual substituents are not to be regarded as being interdependent. For example, when R¹ represents e.g. an aryl group substituted by G¹ in addition to, for example, C₁₋₈ alkyl, which latter group is substituted by G¹, the identities of the two G¹ groups are not to be regarded as being interdependent.

- 10 Compounds of the invention that may be mentioned include those in which:
 A² and A³ independently represent a single bond, -O- or -N(R¹⁰)-;
 Z¹ represents, on each occasion when mentioned above, =O, =NOR⁹,
 =NS(O)_nN(R¹⁰)(R⁹), =NCN or =C(H)NO₂;
 A⁷ and A⁸ independently represent a single bond, -O- or -N(R¹²)-;
 15 Z² represents, on each occasion when mentioned above, =O, =NOR¹¹,
 =NS(O)_nN(R¹²)(R¹¹), =NCN or =C(H)NO₂;
 A¹² and A¹³ independently represent a single bond, -O- or -N(R¹⁴)-; and/or
 Z³ represents, on each occasion when mentioned above, =O, =NOR¹³,
 =NS(O)_nN(R¹⁴)(R¹³), =NCN or =C(H)NO₂.

20

Preferred compounds of the invention include those in which:

- X represents a single bond or -C(O)-;
 G¹ represents halo, cyano, -N₃, -NO₂ or -A¹-R⁹;
 A⁴ and A⁵ independently represent a single bond, -C(O)-, -C(O)N(R¹⁰)- or
 25 -C(O)O-;
 Z¹ represents =NOR⁹, =NCN or, preferably, =O;
 G² represents cyano, -N₃ or, more preferably, halo, -NO₂ or -A⁶-R¹¹;
 A⁶ represents -N(R¹²)A⁹- or -OA¹⁰-;
 A⁹ represents -C(O)N(R¹²)-, -C(O)O- or, more preferably, a single bond or
 30 -C(O)-;

A^{10} represents A^9 and, preferably, a single bond;

Z^2 represents $=NOR^{11}$ or $=NCN$ or, more preferably, $=O$;

G^3 represents halo, $-NO_2$ or $-A^{11}-R^{13}$;

A^{11} represents $-N(R^{14})-$ or $-O-$;

5 Z^3 represents $=O$;

n represents 2;

when either of R^{13} and R^{14} represent optionally substituted C_{1-6} alkyl, the optional substituent is one or more halo groups;

when either of R^{15} and R^{16} represent optionally substituted C_{1-4} alkyl, the
10 optional substituent is one or more fluoro groups.

Preferred compounds of the invention include those in which R^1 and (when they represent an aryl or heteroaryl group) R^2 , R^3 , R^4 and/or R^5 represent an optionally substituted phenyl, naphthyl, pyrrolyl, furanyl, thienyl, pyrazolyl,
15 imidazolyl (e.g. 1-imidazolyl, 2-imidazolyl or 4-imidazolyl), oxazolyl, isoxazolyl, thiazolyl, pyridyl (e.g. 2-pyridyl, 3-pyridyl or 4-pyridyl), indazolyl, indolyl, indolinyl, isoindolinyl, quinolinyl, 1,2,3,4-tetrahydroquinolinyl, isoquinolinyl, 1,2,3,4-tetrahydroisoquinolinyl, quinoliziny, benzofuranyl, isobenzofuranyl, chromanyl, benzothienyl,
20 pyridazinyl, pyrimidinyl, pyrazinyl, indazolyl, benzimidazolyl, quinazolinyl, quinoxaliny, 1,3-benzodioxolyl, benzothiazolyl, and/or benzodioxanyl, group. Other groups that may be mentioned include optionally substituted 5,6,7,8-tetrahydroquinolinyl, 5,6,7,8-tetrahydroisoquinolinyl and tetrazolyl. Particularly preferred values include
25 optionally substituted phenyl and pyridyl groups.

More preferred compounds include those in which:

R^6 represents H or optionally substituted C_{1-6} alkyl;

R^7 represents optionally substituted heteroaryl or, more preferably,
30 optionally substituted C_{1-6} alkyl or optionally substituted aryl; or

R⁶ and R⁷ are optionally linked as hereinbefore defined.

Optional substituents on R¹, R², R³, R⁴, R⁵, R⁶ and R⁷ groups are preferably selected from cyano, and, more preferably from:

5 halo (e.g. fluoro, chloro or bromo);

C₁₋₆ alkyl, which alkyl group may be linear or branched (e.g. C₁₋₄ alkyl (including methyl, ethyl, *n*-propyl, isopropyl, *n*-butyl, isobutyl or *t*-butyl), *n*-pentyl, isopentyl, *n*-hexyl or isohexyl), cyclic (e.g. cyclopropyl, cyclobutyl, cyclopentyl or cyclohexyl), part-cyclic (e.g. cyclopropylmethyl), unsaturated (e.g. 1-propenyl, 2-propenyl, 1-butenyl, 2-butenyl, 3-butenyl, 1-pentenyl, 2-pentenyl, 4-pentenyl or 5-hexenyl) and/or optionally substituted with one or more halo (e.g. fluoro) group (so forming, for example, fluoromethyl, difluoromethyl or trifluoromethyl); and -OR¹⁷;

15 wherein R¹⁷ represents, H or C₁₋₆ alkyl, such as methyl, ethyl, *n*-propyl, isopropyl, *n*-butyl, isobutyl or *t*-butyl (which alkyl groups are optionally substituted by one or more halo (e.g. fluoro) groups).

Preferred values of R⁸ are C₁₋₄ alkyl and, particularly, hydrogen.

20

More preferred compounds include those in which:

R¹ represents an aryl group, such as a phenyl group, or a heteroaryl group such as a pyridyl group, both of which groups are optionally substituted by one or two A groups;

25 R³ and R⁴ independently represent G¹ or, more preferably, H, an aryl group, such as phenyl, or a heteroaryl group such as pyridyl, both of which groups are optionally substituted by one or two A groups;

at least one of R³ and R⁴ represents optionally substituted aryl or heteroaryl, and up to one other represents G¹ or, more preferably, hydrogen;

- when R^3 or R^4 represents an aryl or heteroaryl group, then the other substituents on the essential benzene ring of the compound of formula I (i.e. R^2 , R^5 and R^3 or R^4 (as appropriate)) independently represent hydrogen or G^1 (e.g. halo (such as chloro), cyano, methyl, methoxy, trifluoromethyl or trifluoromethoxy);
- 5 R^6 represents H or C_{1-4} alkyl, which alkyl group is optionally substituted by one or two G^1 groups;
- R^7 represents C_{1-4} alkyl, which group is optionally substituted by one or two G^1 groups, an aryl group, such as a phenyl group, or a heteroaryl group,
- 10 such as a pyridyl group, which latter two groups are optionally substituted by one or two B groups; or
- R^6 and R^7 are linked to form, together with the nitrogen atom and X group to which they are respectively attached, a 5- to 6-membered ring, optionally containing 1 to 2 heteroatoms;
- 15 A represents G^1 ;
- G^1 represents halo (e.g. chloro) or $-A^1-R^9$;
- A^1 represents a single bond, $-O A^5-$ or $-N(R^{10})A^4-$;
- A^4 and A^5 independently represent a single bond;
- B represents G^2 ;
- 20 G^2 represents halo or $-A^6-R^{11}$;
- A^6 represents $-O-$;
- R^9 represents C_{1-6} (e.g. C_{1-3}) alkyl, which group is optionally substituted by one or more G^3 groups, or an aryl group, such as a phenyl, or a heteroaryl group, such as a pyridyl group;
- 25 R^{10} represents C_{1-2} alkyl;
- R^{11} represents C_{1-2} alkyl optionally substituted by one or more G^3 groups;
- G^3 represents halo (especially fluoro);

Especially preferred compounds of the invention are wherein:

- 30 R^8 represents hydrogen;

R¹ represents a phenyl group, substituted, for example in the 3- or, preferably, 4-position by a single -A¹-R⁹ group. In such instances, A¹ may represent -OA⁵-, in which A⁵ is as hereinbefore defined and is preferably a single bond. R⁹ may, in such instances, represent C₁₋₅ (e.g. C₁₋₄) alkyl, such as cyclic C₃₋₅ alkyl (e.g. cyclopentyl) or, preferably, optionally branched propyl, so forming, for example, a 4-cyclopentoxyphe-
5 nyl or, more preferably, a 4-isopropoxyphenyl group;

R² represents halo, cyano, C₁₋₃ alkyl, C₁₋₃ alkoxy (which latter two groups are optionally substituted by one or more halo (e.g. fluoro) groups) or, preferably, H;
10

R³ represents a phenyl group, substituted, for example in the 3- or, preferably, 4-position by a single -A¹-R⁹ group. In such instances, A¹ may represent a single bond or -OA⁵-. When A¹ represents -OA⁵-, A⁵ is as hereinbefore defined and is preferably a single bond and R⁹ may represent C₁₋₄ alkyl, such as branched propyl. When A¹ represents a single bond, R⁹
15 may represent a C₁₋₄ (e.g. C₁₋₂) alkyl group, such as an optionally branched butyl group (e.g. *t*-butyl) or, more particularly, a methyl group, optionally substituted by one or more G³ groups, in which G³ represents halo (especially fluoro). Thus R¹ may represent a 4-*tert*-butylphenyl or, more particularly, a 4-isopropoxyphenyl or 4-trifluoromethylphenyl group;
20

R³ may alternatively represent a pyridyl group (e.g. a 2-pyridyl group), optionally substituted, for example in the *meta* or, preferably, *para* position relative to the point of attachment of R³ to the indole ring, by a single -A¹-R⁹ group. In such instances, A¹ preferably represents a single bond and
25 R⁹ represents C₁₋₂ alkyl (e.g. methyl) optionally substituted by one or more G³ groups, in which G³ represents fluoro, so forming, for example, a 5-trifluoromethylpyrid-2-yl group;

R⁴ and R⁵ independently represent halo, C₁₋₃ alkyl, C₁₋₃ alkoxy (which latter two groups are optionally substituted by one or more halo (e.g. fluoro) groups) or, preferably, H;
30

R⁶ may represent H or a C₁₋₃ alkyl group, such as a methyl or *n*-propyl group, optionally substituted, for example at the terminal position, by a G¹ group. In such instances, G¹ may represent -A¹-R⁹, in which A¹ preferably represents a single bond and R⁹ preferably represents an aryl group, such as phenyl, or a heteroaryl group, such as pyridyl (especially 3-pyridyl). Thus, R⁶ may also represent a 3-phenylpropyl, a pyrid-3-ylmethyl or a methyl group;

R⁷ may represent C₁₋₃ alkyl, such as methyl or *n*-propyl, optionally substituted, for example, at the terminal position, by a G¹ group, an aryl group, such as a phenyl group or a heteroaryl group, such as a pyridyl group, which latter two groups are optionally substituted. For example, the phenyl group may be substituted in the 3- or, preferably, 4-position, by a B group. In the instance wherein the substituent is G¹, G¹ may represent -A¹-R⁹, in which A¹ preferably represents a -N(R¹⁰)A⁴ group, in which A⁴ preferably represents a single bond, and R¹⁰ and R¹¹ are each, independently, C₁₋₂ alkyl, such as methyl. In the instance wherein the substituent is B, B may represent a G² group, in which G² is preferably a halo group (such as chloro) or a -A⁶-R¹¹ group. In such instances, A⁶ preferably represents -O- and R¹¹ preferably represents C₁₋₂ alkyl, such as methyl, optionally substituted by one or more G³ groups, in which G³ represents halo (especially fluoro). Thus R⁷ may represent a 3-pyridyl or, more preferably, a dimethylaminopropyl, (4-trifluoromethoxy)phenyl, a 4-chlorophenyl, or a methyl group;

when R⁶ and R⁷ are linked together with the nitrogen atom and X group, to which they are respectively attached, then X is -C(O)- or, preferably, a single bond and the ring formed is preferably a 5- to 6-membered ring, optionally containing a further heteroatom (e.g. an oxygen heteroatom) so forming, for example, a pyrrolidinone (e.g. a 1-pyrrolidinone) group or, more preferably, a morpholinyl group (e.g. a 4-morpholinyl group).

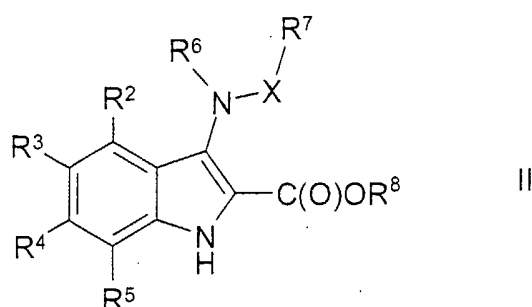
Particularly preferred compounds of the invention include those of the example described hereinafter.

Compounds of the invention may be made in accordance with techniques
5 that are well known to those skilled in the art, for example as described hereinafter.


According to a further aspect of the invention there is provided a process for the preparation of a compound of formula I, which process comprises:

10

(i) reaction of a compound of formula II,



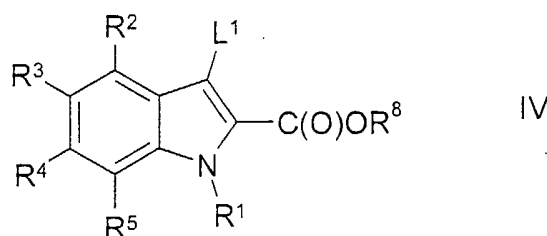
15 wherein X, R², R³, R⁴, R⁵, R⁶, R⁷ and R⁸ are as hereinbefore defined, with a compound of formula III,



20 wherein L¹ represents a suitable leaving group such as chloro, bromo, iodo, a sulfonate group (e.g. -OS(O)₂CF₃, -OS(O)₂CH₃, -OS(O)₂PhMe or a nonaflate) or -B(OH)₂ and R¹ is as hereinbefore defined, for example optionally in the presence of an appropriate metal catalyst (or a salt or complex thereof) such as Cu, Cu(OAc)₂, CuI (or CuI/diamine complex),
25 Pd(OAc)₂, Pd₂(dba)₃ or NiCl₂ and an optional additive such as Ph₃P, 2,2'-

bis(diphenylphosphino)-1,1'-binaphthyl, xantphos, NaI or an appropriate crown ether such as 18-crown-6-benzene, in the presence of an appropriate base such as NaH, Et₃N, pyridine, *N,N*-dimethylethylenediamine, Na₂CO₃, K₂CO₃, K₃PO₄, Cs₂CO₃, *t*-BuONa or *t*-BuOK (or a mixture thereof), in a
 5 suitable solvent (e.g. dichloromethane, dioxane, toluene, ethanol, isopropanol, dimethylformamide, ethylene glycol, ethylene glycol dimethyl ether, water, dimethylsulfoxide, acetonitrile, dimethylacetamide, *N*-methylpyrrolidinone, tetrahydrofuran or a mixture thereof) or in the absence of an additional solvent when the reagent may itself act as a solvent (e.g.
 10 when R¹ represents phenyl and L¹ represents bromo, i.e. bromobenzene). This reaction may be carried out at room temperature or above (e.g. at a high temperature, such as the reflux temperature of the solvent system that is employed) or using microwave irradiation;

15 (ii) reaction of a compound of formula IV,

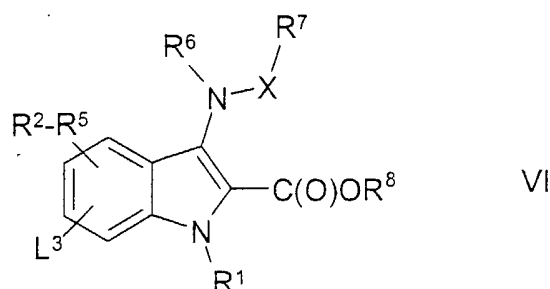


wherein L¹, R¹, R², R³, R⁴, R⁵ and R⁸ are as hereinbefore defined, with a
 20 compound of formula V,



wherein X, R⁶ and R⁷ are as hereinbefore defined for example under
 25 reaction conditions as hereinbefore defined in respect of process step (i);

(iii) reaction of a compound of formula VI,



- 5 wherein L^3 represents L^1 or L^2 , in which L^2 represents a suitable leaving group such as chloro, bromo, iodo, $-B(OH)_2$ or a protected derivative thereof, for example a 4,4,5,5-tetramethyl-1,3,2-dioxaborolan-2-yl group, 9-borabicyclo[3.3.1]nonane (9-BBN), $-Sn(alkyl)_3$ (e.g. $-SnMe_3$ or $-SnBu_3$), or a similar group known to the skilled person, and wherein L^3 is attached to
- 10 one or more of the carbon atoms of the benzenoid ring of the indole, and wherein the remaining positions of the benzenoid ring are substituted with 1 to 3 (depending on the number of L^3 substituents) R^2 - R^5 substituents, R^2 - R^5 represents any one of the substituents, i.e. R^2 , R^3 , R^4 and R^5 , that are already present in that ring (as appropriate), and X, L^1 , R^1 , R^2 , R^3 , R^4 , R^5 , R^6 , R^7 and
- 15 R^8 are as hereinbefore defined, with a compound of formula VII,



- wherein R^{18} represents R^2 , R^3 , R^4 or R^5 (as appropriate), and L^4 represents
- 20 L^1 (when L^3 is L^2) or L^2 (when L^3 is L^1) as hereinbefore defined. The skilled person will appreciate that L^1 and L^2 will be mutually compatible. This reaction may be performed, for example in the presence of a suitable catalyst system, e.g. a metal (or a salt or complex thereof) such as CuI, $PdCl_2$, Pd/C , $Pd(OAc)_2$, $Pd(Ph_3P)_2Cl_2$, $Pd(Ph_3P)_4$, $Pd_2(dba)_3$ or $NiCl_2$ and an
- 25 additive such as *t*-Bu₃P, $(C_6H_{11})_3P$, Ph_3P , $AsPh_3$, $P(o-Tol)_3$, 1,2-bis(diphenylphosphino)ethane, 2,2'-bis(di-*tert*-butylphosphino)-1,1'-

biphenyl, 2,2'-bis(diphenylphosphino)-1,1'-binaphthyl, 1,1'-bis(diphenylphosphinoferrocene), 1,3-bis(diphenylphosphino)propane or xantphos, together with a suitable base such as, Na_2CO_3 , K_3PO_4 , Cs_2CO_3 , KOH, NaOH, K_2CO_3 , CsF, Et_3N , $(i\text{-Pr})_2\text{NEt}$, $t\text{-BuONa}$ or $t\text{-BuOK}$ (or mixtures thereof) in a suitable solvent such as dioxane, toluene, ethanol, dimethylformamide, ethylene glycol dimethyl ether, water, dimethylsulfoxide, acetonitrile, dimethylacetamide, *N*-methylpyrrolidinone, tetrahydrofuran or mixtures thereof. The reaction may also be carried out for example at room temperature or above (e.g. at a high temperature such as the reflux temperature of the solvent system) or using microwave irradiation. The skilled person will appreciate that when L^3 or L^4 (of the compounds of formulae VI and VII, respectively, represent halo, such compounds may first be activated by:

(I) forming the corresponding Grignard reagent under standard conditions known to those skilled in the art (e.g. employing magnesium or a suitable reagent such as a mixture of C_{1-6} alkyl-Mg-halide and ZnCl_2 or LiCl), followed by reaction with a compound of formula VI or VII (as appropriate), optionally in the presence of a catalyst (e.g. FeCl_3) under conditions known to those skilled in the art; or

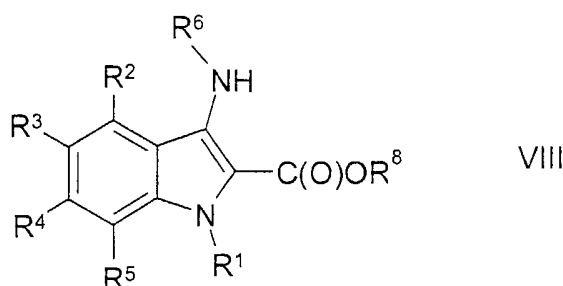
(II) forming the corresponding lithiated compound under halogen-lithium exchange reaction conditions known to those skilled in the art (e.g. employing $n\text{-BuLi}$ or $t\text{-BuLi}$ in the presence of a suitable solvent (e.g. a polar aprotic solvent, such as THF)), followed by reaction with a compound of formula VI or VII (as appropriate).

The skilled person will also appreciate that the magnesium of the Grignard reagent or the lithium of the lithiated species may be exchanged for a different metal (i.e. a transmetallation reaction may be performed), for example to zinc (e.g. using ZnCl_2) and the intermediate so formed may then be subjected to reaction with a compound of formula VI or VII (as

appropriate) under conditions known to those skilled in the art, for example such as those described above;

(iv) reaction of a compound of formula VIII,

5



wherein R^1 , R^2 , R^3 , R^4 , R^5 , R^6 and R^8 are as hereinbefore defined, with a compound of formula IX,

10



wherein X, R^7 and L^1 are as hereinbefore defined, for example at around room temperature, below room temperature (e.g. at 0°C) or above room temperature (e.g. up to 60-70°C) optionally in the presence of a suitable base (e.g. pyrrolidinopyridine, pyridine, triethylamine, tributylamine, trimethylamine, dimethylaminopyridine, diisopropylamine, 1,8-diazabicyclo[5.4.0]undec-7-ene, sodium hydroxide, or mixtures thereof) and an appropriate solvent (e.g. pyridine, dichloromethane, chloroform, tetrahydrofuran, dimethylformamide, trifluoromethylbenzene or acetonitrile. This reaction may be performed under an inert atmosphere (e.g. under Ar); or

15
20

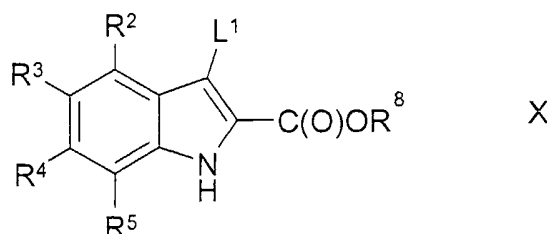
(v) for compounds of formula I wherein X represents a single bond and R^7 is a C_{1-8} alkyl group, reduction of a compound of formula I, wherein X represents -C(O)- and R^7 represents H or a C_{1-7} alkyl group, in the presence

25

of a suitable reducing agent. A suitable reducing agent may be an appropriate reagent that reduces the amide group to the amine group in the presence of other functional groups (for example an ester or a carboxylic acid). Suitable reducing agents include borane and other reagents known to the skilled person, under reaction conditions known to the skilled person.

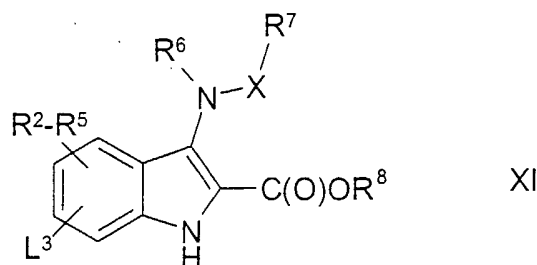
Compounds of formula II may be prepared by:

(a) reaction of a compound of formula X,



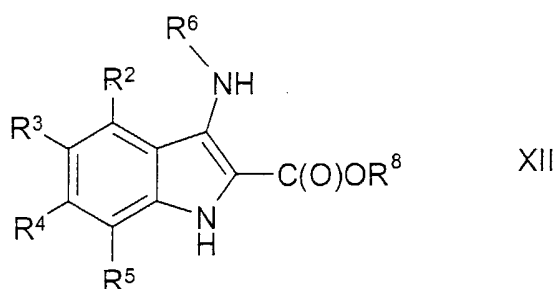
wherein L^1 , R^2 , R^3 , R^4 , R^5 and R^8 are as hereinbefore defined, with a compound of formula V as hereinbefore defined, for example under conditions such as those described hereinbefore in respect of preparation of compounds of formula I (process step (i)) above;

(b) reaction of a compound of formula XI,



wherein X, L³, R²-R⁵, R⁶, R⁷ and R⁸ are as hereinbefore defined with a compound of formula VII as hereinbefore defined, for example under conditions such as those described hereinbefore in respect of preparation of compounds of formula I (process step (iii)) above; or

(c) reaction of a compound of formula XII,



wherein R², R³, R⁴, R⁵, R⁶ and R⁸ are as hereinbefore defined, with a compound of formula IX, as hereinbefore defined, for example under reaction conditions such as those described hereinbefore in respect of preparation of compounds of formula I (process step (iv)) above.

Compounds of formula IV may be prepared by:

(a) reaction of a compound of formula X as hereinbefore described with a compound of formula XIII,

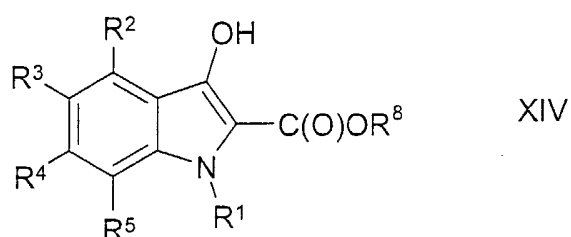


wherein R¹ and L² are as hereinbefore defined, for example under conditions such as those described hereinbefore in

respect of preparation of compounds of formula I (process step (iii)) above;

(b) reaction of a compound of formula X as hereinbefore described with a compound of formula III, as hereinbefore defined, for example under reaction conditions such as those described hereinbefore in respect of preparation of compounds of formula I (process step (i)) above; or

(c) for compounds of formula IV wherein L^1 represents a sulfonate group, reaction of a compound of formula XIV,



wherein R^1 , R^2 , R^3 , R^4 , R^5 and R^8 are as hereinbefore defined, with an appropriate reagent for the conversion of the hydroxyl group to the sulfonate group (e.g. tosyl chloride, mesyl chloride, triflic anhydride and the like) under conditions known to those skilled in the art.

Compounds of formula VI may be prepared by reaction of a compound of formula XI as hereinbefore defined, with a compound of formula III as hereinbefore defined, for example under reaction conditions such as those described hereinbefore in respect of preparation of compounds of formula I (process step (i)) above.

Compounds of formula VI in which L^3 represents L^2 may be prepared by reaction of a compound of formula VI in which L^3 represents L^1 , with an appropriate reagent for the conversion of the L^1 group to the L^2 group. This conversion may be performed by methods known to those skilled in the art, for example:

- i) compounds of formula VI, in which L^3 is 4,4,5,5-tetramethyl-1,3,2-dioxaborolan-2-yl may be prepared by reaction of the reagent bis(pinacolato)diboron with a compound of formula VI in which L^3 represents L^1 , for example under reaction conditions such as those described hereinbefore in respect of preparation of compounds of formula I (process step (iii)) above;
- ii) compounds of formula VI, in which L^3 represents $-B(OH)_2$ may be prepared by reaction of a corresponding compound of formula VI in which L^3 represents halo by reaction with, for example, boronic acid or a protected derivative thereof (e.g. bis(pinacolato)diboron or triethyl borate) followed by (if necessary) deprotection under standard conditions. The skilled person will appreciate that the compound of formula VI in which L^3 represents halo may first need to be converted to the corresponding Grignard reagent, or another metal (e.g. *via* a transmetallation reaction), for example under conditions such as those described in respect of preparation of compounds of formula I (process step (iii)) above; or
- iii) compounds of formula VI in which L^3 represents a halo group may be prepared by reaction of a corresponding compound of formula VI in which L^3 represents a different halo group, for example employing a suitable source of halide ions such as those described hereinafter in respect of preparation of compounds of formula X (process (a)) under conditions known to those skilled in the art. For example, conversion of a bromo group to an iodo group may be performed in the presence of NaI, optionally in the presence of a suitable catalyst

(e.g. CuI) and/or a catalytic amount of base (e.g. *N,N*,-dimethyl-1,2-diaminoethane) in the presence of a suitable solvent such as one described hereinbefore in respect of preparation of compounds of formula I (process step (i)).

5

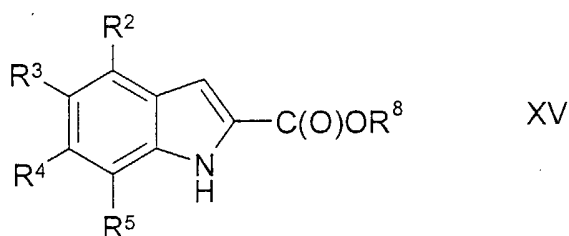
Conversions of the L^4 group and the L^3 group in the compounds of formulae VII and XI, respectively, may be performed in a similar manner to that described above in respect of converting the L^3 group in compounds of formula VI.

10

Compounds of formula X may be prepared by standard techniques. For example:

- (a) compounds of formula X, wherein L^1 represents halo (e.g. bromo or iodo), may be prepared by reaction of a compound of formula XV,

15



20

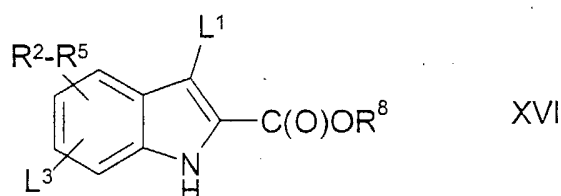
wherein R^2 , R^3 , R^4 , R^5 and R^8 are as hereinbefore defined, with a reagent, or mixture of reagents known to be a source of halide (e.g. bromide or iodide) ions. For example, for bromide ions, *N*-bromosuccinimide may be employed, for iodide ions, iodine or a mixture of NaI and *N*-chlorosuccinimide may be employed, for chloride ions, *N*-chlorosuccinimide may be employed and for fluoride ions, 1-

25

(chloromethyl)-4-fluoro-1,4-diazoniabicyclo[2.2.2]octane bis(tetrafluoroborate) may be employed. This reaction may be carried out in a suitable solvent (e.g. acetone, benzene or dioxane) under conditions known to the skilled person;

5

- (b) by reaction of a compound of formula XVI,

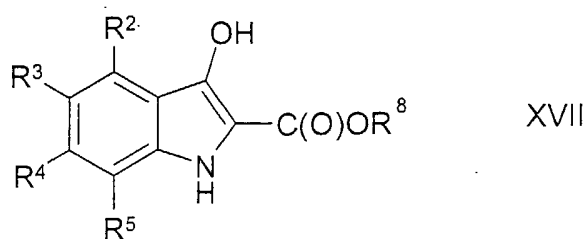


10

wherein L^1 , L^3 , R^2 , R^3 , R^4 , R^5 and R^8 are as hereinbefore defined with a compound of formula VII as hereinbefore defined, for example under reaction conditions such as those described hereinbefore in respect of preparation of compounds of formula I (process step (iii)) above; or

15

- (c) compounds of formula X, wherein L^1 represents a sulfonate group may be prepared by reaction of a compound of formula XVII,



20

wherein R^2 , R^3 , R^4 , R^5 and R^8 are as hereinbefore defined, with an appropriate reagent for the conversion of the hydroxyl group to a sulfonate group as described hereinbefore.

Compounds of formula XII may be prepared for example by reaction of a compound of formula X, as hereinbefore defined, with a compound of formula XVIII,

5



wherein R^6 is as hereinbefore defined, for example under reaction conditions such as those described hereinbefore in respect of preparation of compounds of formula I (process step (ii)) above;

10

Compounds of formula XII, wherein R^6 represents hydrogen may be prepared for example by an aromatic nitration reaction performed on a compound of formula XV, as hereinbefore defined, followed by reduction of the nitro group to the amino group. Both reactions may be performed under conditions known to the skilled person.

15

Compounds of formulae III, V, VII, VIII, IX, XI, XIII, XIV, XV, XVI, XVII and XVIII are either commercially available, are known in the literature, or may be obtained either by analogy with the processes described herein, or by conventional synthetic procedures, in accordance with standard techniques, from available starting materials using appropriate reagents and reaction conditions. In this respect, the skilled person may refer to *inter alia* "Comprehensive Organic Synthesis" by B. M. Trost and I. Fleming, Pergamon Press, 1991.

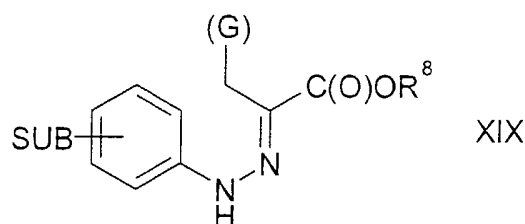
25

Indoles of formulae II, IV, VI, VIII, X, XI, XII, XIV, XV, XVI and XVII may also be prepared with reference to a standard heterocyclic chemistry textbook (e.g. "Heterocyclic Chemistry" by J. A. Joule, K. Mills and G. F. Smith, 3rd edition, published by Chapman & Hall or "Comprehensive

30

Heterocyclic Chemistry IP' by A. R. Katritzky, C. W. Rees and E. F. V. Scriven, Pergamon Press, 1996) and/or made according to the following general procedures.

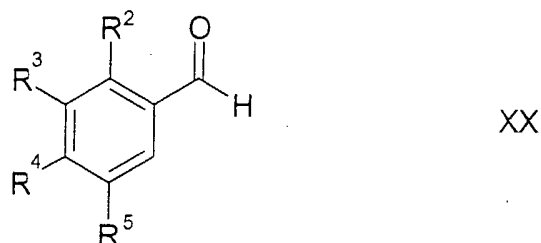
- 5 For example compounds of formulae II, XI, XII and XV may be prepared by reaction of a compound of formula XIX,



- 10 wherein SUB represents the substitution pattern that is present in the compound of formula II, XI, XII or XV to be formed, (G) represents either a $-N(R^6)C(O)R^7$ group (as required for formation of compounds of formulae II and XI), a $-N(R^6)H$ group (as required for formation of compounds of formula XII) or hydrogen (as required for formation of compounds of formula XV) and R^8 is as hereinbefore defined, under Fischer indole synthesis conditions known to the person skilled in the art.
- 15

Compounds of formula XV may alternatively be prepared by reaction of a compound of formula XX,

20

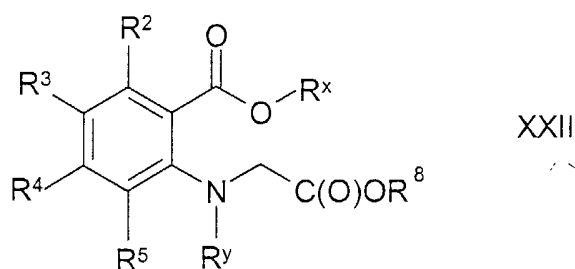


wherein R^2 , R^3 , R^4 and R^5 are as hereinbefore defined with a compound of formula XXI,



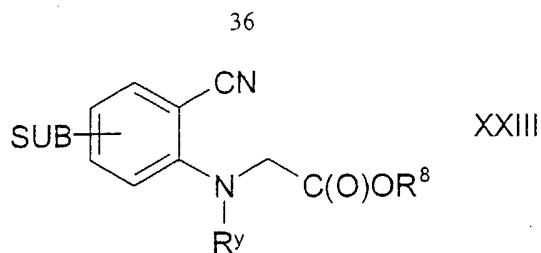
wherein R^8 is as hereinbefore defined, and preferably does not represent hydrogen, under conditions known to the person skilled in the art (i.e. conditions to induce a condensation reaction, followed by a thermally induced cyclisation).

Compounds of formulae XIV and XVII may be prepared by reaction of a compound of formula XXII,



wherein R^x represents a C_{1-6} alkyl group, R^y represents either R^1 as hereinbefore defined (as required for formation of compounds of formula XIV), hydrogen (as required for formation of compounds of formula XVII) or a nitrogen-protected derivative thereof, and R^2 , R^3 , R^4 , R^5 and R^8 are as hereinbefore defined and, under standard cyclisation conditions known to those skilled in the art.

Compounds of formulae VIII and XII may be prepared by reaction of a compound of formula XXIII,

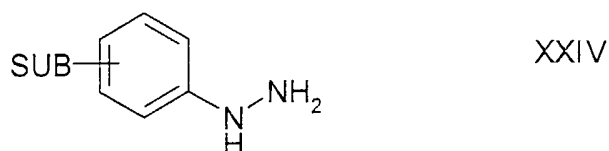


wherein SUB, R⁸ and R^y are as hereinbefore defined, for example under intramolecular cyclisation conditions known to those skilled in the art.

5

Compounds of formula XIX may be prepared by:

- (a) reaction of a compound of formula XXIV,



10

wherein SUB is as hereinbefore defined with a compound of formula XXV,



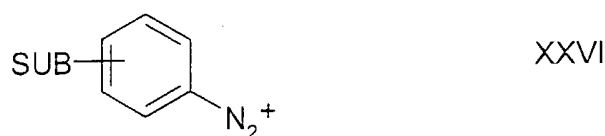
15

wherein (G) and R⁸ are as hereinbefore defined under condensation conditions known to the skilled person; or

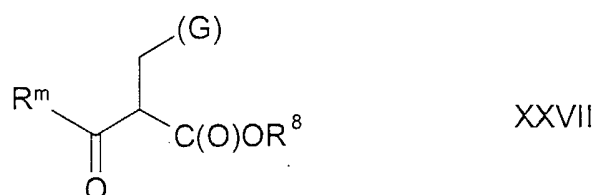
20

- (b) reaction of a compound of formula XXVI,

37



wherein SUB is as hereinbefore defined with a compound of formula XXVII,



wherein R^m represents OH, O-C₁₋₆ alkyl, C₁₋₆ alkyl and (G) and R⁸ are as hereinbefore defined, for example under Japp-Klingemann conditions known to the skilled person.

Compounds of formulae XX, XXI, XXII, XXIII, XXIV, XXV, XXVI and XXVII are either commercially available, are known in the literature, or may be obtained either by analogy with the processes described herein, or by conventional synthetic procedures, in accordance with standard techniques, from available starting materials using appropriate reagents and reaction conditions. In this respect, the skilled person may refer to *inter alia* "Comprehensive Organic Synthesis" by B. M. Trost and I. Fleming, Pergamon Press, 1991.

The substituents R¹, R², R³, R⁴, R⁵, R⁶, R⁷ and R⁸ in final compounds of the invention or relevant intermediates may be modified one or more times, after or during the processes described above by way of methods that are well known to those skilled in the art. Examples of such methods include substitutions, reductions, oxidations, alkylations, hydrolyses, esterifications,

and etherifications. The precursor groups can be changed to a different such group, or to the groups defined in formula I, at any time during the reaction sequence. For example, in cases where R^8 does not initially represent hydrogen (so providing an ester functional group), the skilled person will appreciate that at any stage during the synthesis (e.g. the final step), the relevant substituent may be hydrolysed to form a carboxylic acid functional group (in which case R^8 will be hydrogen). In this respect, the skilled person may also refer to "*Comprehensive Organic Functional Group Transformations*" by A. R. Katritzky, O. Meth-Cohn and C. W. Rees, Pergamon Press, 1995.

Compounds of the invention may be isolated from their reaction mixtures using conventional techniques.

It will be appreciated by those skilled in the art that, in the processes described above and hereinafter, the functional groups of intermediate compounds may need to be protected by protecting groups.

The protection and deprotection of functional groups may take place before or after a reaction in the above-mentioned schemes.

Protecting groups may be removed in accordance with techniques that are well known to those skilled in the art and as described hereinafter. For example, protected compounds/intermediates described herein may be converted chemically to unprotected compounds using standard deprotection techniques.

The type of chemistry involved will dictate the need, and type, of protecting groups as well as the sequence for accomplishing the synthesis.

The use of protecting groups is fully described in "*Protective Groups in Organic Chemistry*", edited by J W F McOmie, Plenum Press (1973), and "*Protective Groups in Organic Synthesis*", 3rd edition, T.W. Greene & P.G.M. Wutz, Wiley-Interscience (1999).

5

Medical and Pharmaceutical Uses

Compounds of the invention are indicated as pharmaceuticals. According to a further aspect of the invention there is provided a compound of the invention for use as a pharmaceutical.

10

Although compounds of the invention may possess pharmacological activity as such, certain pharmaceutically-acceptable (e.g. "protected") derivatives of compounds of the invention may exist or be prepared which may not possess such activity, but may be administered parenterally or orally and thereafter be metabolised in the body to form compounds of the invention. Such compounds (which may possess some pharmacological activity, provided that such activity is appreciably lower than that of the "active" compounds to which they are metabolised) may therefore be described as "prodrugs" of compounds of the invention.

15

20

By "prodrug of a compound of the invention", we include compounds that form a compound of the invention, in an experimentally-detectable amount, within a predetermined time (e.g. about 1 hour), following oral or parenteral administration. All prodrugs of the compounds of the invention are included within the scope of the invention.

25

Furthermore, certain compounds of the invention (including, but not limited to, compounds of formula I in which R⁶ is other than hydrogen) may possess no or minimal pharmacological activity as such, but may be

30

administered parenterally or orally, and thereafter be metabolised in the body to form compounds of the invention that possess pharmacological activity as such (including, but not limited to, corresponding compounds of formula I, in which R⁶ represents hydrogen). Such compounds (which also
5 includes compounds that may possess some pharmacological activity, but that activity is appreciably lower than that of the “active” compounds of the invention to which they are metabolised), may also be described as “prodrugs”.

10 Thus, the compounds of the invention are useful because they possess pharmacological activity, and/or are metabolised in the body following oral or parenteral administration to form compounds which possess pharmacological activity.

15 Compounds of the invention are particularly useful because they may inhibit (for example selectively) the activity of prostaglandin E synthases (and particularly microsomal prostaglandin E synthase-1 (mPGES-1)), i.e. they prevent the action of mPGES-1 or a complex of which the mPGES-1 enzyme forms a part, and/or may elicit a mPGES-1 modulating effect, for
20 example as may be demonstrated in the test described below. Compounds of the invention may thus be useful in the treatment of those conditions in which inhibition of a PGES, and particularly mPGES-1, is required.

Compounds of the invention may inhibit the activity of leukotriene C₄
25 (LTC₄), for example as may be shown in a test such as that described in *Eur. J. Biochem.*, **208**, 725-734 (1992), and may thus be useful in the treatment of those conditions in which inhibition of LTC₄ is required. Compounds of the invention may also inhibit the activity of 5-lipoxygenase-activating protein (FLAP), for example as may be shown in a test such as
30 that described in *Mol. Pharmacol.*, **41**, 873-879 (1992).

Compounds of the invention are thus expected to be useful in the treatment of inflammation.

5 The term "inflammation" will be understood by those skilled in the art to include any condition characterised by a localised or a systemic protective response, which may be elicited by physical trauma, infection, chronic diseases, such as those mentioned hereinbefore, and/or chemical and/or physiological reactions to external stimuli (e.g. as part of an allergic
10 response). Any such response, which may serve to destroy, dilute or sequester both the injurious agent and the injured tissue, may be manifest by, for example, heat, swelling, pain, redness, dilation of blood vessels and/or increased blood flow, invasion of the affected area by white blood cells, loss of function and/or any other symptoms known to be associated
15 with inflammatory conditions.

The term "inflammation" will thus also be understood to include any inflammatory disease, disorder or condition *per se*, any condition that has an inflammatory component associated with it, and/or any condition
20 characterised by inflammation as a symptom, including *inter alia* acute, chronic, ulcerative, specific, allergic and necrotic inflammation, and other forms of inflammation known to those skilled in the art. The term thus also includes, for the purposes of this invention, inflammatory pain, pain generally and/or fever.

25 Accordingly, compounds of the invention may be useful in the treatment of inflammatory bowel disease, irritable bowel syndrome, migraine, headache, low back pain, fibromyalgia, myofascial disorders, viral infections (e.g. hepatitis C and, particularly, influenza, common cold, herpes zoster, and
30 AIDS), bacterial infections, fungal infections, dysmenorrhea, burns, surgical

or dental procedures, malignancies (e.g. breast cancer, colon cancer, and prostate cancer), atherosclerosis, gout, arthritis, osteoarthritis, juvenile arthritis, rheumatoid arthritis, fever (e.g. rheumatic fever), ankylosing spondylitis, systemic lupus erythematosus, vasculitis, pancreatitis, nephritis, bursitis, conjunctivitis, iritis, scleritis, uveitis, wound healing, dermatitis, eczema, psoriasis, stroke, diabetes mellitus, neurodegenerative disorders such as Alzheimer's disease and multiple sclerosis, autoimmune diseases, osteoporosis, asthma, chronic obstructive pulmonary disease, pulmonary fibrosis, allergic disorders, rhinitis, ulcers, coronary heart disease, sarcoidosis and any other disease with an inflammatory component. Other diseases that may be mentioned include inflammatory pain, hyperprostaglandin E syndrome, classic Bartter syndrome, Hodgkin's disease and persistent ductus (PDA).

Compounds of the invention may also have effects that are not linked to inflammatory mechanisms, such as in the reduction of bone loss in a subject. Conditions that may be mentioned in this regard include osteoporosis, osteoarthritis, Paget's disease and/or periodontal diseases. Compounds the invention may thus also be useful in increasing bone mineral density, as well as the reduction in incidence and/or healing of fractures, in subjects.

Compounds of the invention are indicated both in the therapeutic and/or prophylactic treatment of the above-mentioned conditions.

According to a further aspect of the present invention, there is provided a method of treatment of a disease which is associated with, and/or which can be modulated by inhibition of LTC₄, FLAP and/or, preferably, a PGES (such as mPGES-1), and/or a method of treatment of a disease in which inhibition of the activity of LTC₄, FLAP and/or, preferably, a PGES (and

particularly mPGES-1) is desired and/or required (e.g. inflammation), which method comprises administration of a therapeutically effective amount of a compound of the invention, as hereinbefore defined, to a patient suffering from, or susceptible to, such a condition.

5

“Patients” include mammalian (including human) patients.

The term “effective amount” refers to an amount of a compound, which confers a therapeutic effect on the treated patient. The effect may be
10 objective (i.e. measurable by some test or marker) or subjective (i.e. the subject gives an indication of or feels an effect).

Compounds of the invention will normally be administered orally, intravenously, subcutaneously, buccally, rectally, dermally, nasally,
15 tracheally, bronchially, sublingually, by any other parenteral route or *via* inhalation, in a pharmaceutically acceptable dosage form.

Compounds of the invention may be administered alone, but are preferably administered by way of known pharmaceutical formulations, including
20 tablets, capsules or elixirs for oral administration, suppositories for rectal administration, sterile solutions or suspensions for parenteral or intramuscular administration, and the like.

Such formulations may be prepared in accordance with standard and/or
25 accepted pharmaceutical practice.

According to a further aspect of the invention there is thus provided a pharmaceutical formulation including a compound of the invention, as hereinbefore defined, in admixture with a pharmaceutically acceptable
30 adjuvant, diluent or carrier.

Compounds of the invention may also be combined with other therapeutic agents that are useful in the treatment of inflammation (e.g. NSAIDs and coxibs).

5

According to a further aspect of the invention, there is provided a combination product comprising:

- (A) a compound of the invention, as hereinbefore defined; and
- (B) another therapeutic agent that is useful in the treatment of

10

inflammation,
wherein each of components (A) and (B) is formulated in admixture with a pharmaceutically-acceptable adjuvant, diluent or carrier.

15

Such combination products provide for the administration of a compound of the invention in conjunction with the other therapeutic agent, and may thus be presented either as separate formulations, wherein at least one of those formulations comprises a compound of the invention, and at least one comprises the other therapeutic agent, or may be presented (i.e. formulated) as a combined preparation (i.e. presented as a single formulation including a

20

Thus, there is further provided:

25

- (1) a pharmaceutical formulation including a compound of the invention, as hereinbefore defined, another therapeutic agent that is useful in the treatment of inflammation, and a pharmaceutically-acceptable adjuvant, diluent or carrier; and

- (2) a kit of parts comprising components:

- (a) a pharmaceutical formulation including a compound of the invention, as hereinbefore defined, in admixture with a pharmaceutically-acceptable adjuvant, diluent or carrier; and
- (b) a pharmaceutical formulation including another therapeutic agent that is useful in the treatment of inflammation in admixture with a pharmaceutically-acceptable adjuvant, diluent or carrier,
- which components (a) and (b) are each provided in a form that is suitable for administration in conjunction with the other.

Compounds of the invention may be administered at varying doses. Oral, pulmonary and topical dosages may range from between about 0.01 mg/kg of body weight per day (mg/kg/day) to about 100 mg/kg/day, preferably about 0.01 to about 10 mg/kg/day, and more preferably about 0.1 to about 5.0 mg/kg/day. For e.g. oral administration, the compositions typically contain between about 0.01 mg to about 500 mg, and preferably between about 1 mg to about 100 mg, of the active ingredient. Intravenously, the most preferred doses will range from about 0.001 to about 10 mg/kg/hour during constant rate infusion. Advantageously, compounds may be administered in a single daily dose, or the total daily dosage may be administered in divided doses of two, three or four times daily.

In any event, the physician, or the skilled person, will be able to determine the actual dosage which will be most suitable for an individual patient, which is likely to vary with the route of administration, the type and severity of the condition that is to be treated, as well as the species, age, weight, sex, renal function, hepatic function and response of the particular patient to be treated. The above-mentioned dosages are exemplary of the average case; there can, of course, be individual instances where higher or lower dosage ranges are merited, and such are within the scope of this invention.

- Compounds of the invention may have the advantage that they are effective, and preferably selective, inhibitors of prostaglandin E synthases (PGES) and particularly microsomal prostaglandin E synthase-1 (mPGES-1). The
- 5 compounds of the invention may reduce the formation of the specific arachidonic acid metabolite PGE₂ without reducing the formation of other COX generated arachidonic acid metabolites, and thus may not give rise to the associated side-effects mentioned hereinbefore.
- 10 Compounds of the invention may also have the advantage that they may be more efficacious than, be less toxic than, be longer acting than, be more potent than, produce fewer side effects than, be more easily absorbed than, and/or have a better pharmacokinetic profile (e.g. higher oral bioavailability and/or lower clearance) than, and/or have other useful pharmacological,
- 15 physical, or chemical properties over, compounds known in the prior art, whether for use in the above-stated indications or otherwise.

Biological Test

- In the assay human mPGES-1 catalyses the reaction where the substrate
- 20 PGH₂ is converted to PGE₂. mPGES-1 is expressed in *E. coli* and the membrane fraction is dissolved in 20mM NaPi-buffer pH 8.0 and stored at -80 °C. In the assay human mPGES-1 is dissolved in 0.1 M KPi-buffer pH 7.35 with 2.5 mM glutathione. The stop solution consists of H₂O / MeCN (7/3), containing FeCl₂ (25 mM) and HCl (0.15 M). The assay is performed
- 25 at room temperature in 96-well plates. Analysis of the amount of PGE₂ is performed with reversed phase HPLC (Waters 2795 equipped with a 3.9 x 150 mm C18 column). The mobile phase consists of H₂O / MeCN (7/3), containing TFA (0.056%), and absorbance is measured at 195 nm with a Waters 2487 UV-detector.
- 30 The following is added chronologically to each well:

1. 100 μ L human mPGES-1 in KPi-buffer with glutathione. Total protein concentration: 0.02 mg/mL.
 2. 1 μ L inhibitor in DMSO. Incubation of the plate at room temperature for 25 minutes.
 3. 4 μ L of a 0.25 mM PGH₂ solution. Incubation of the plate at room temperature for 60 seconds.
 4. 100 μ L stop solution.
- 180 μ L per sample is analyzed with HPLC.

10 Examples

The invention is illustrated by way of the following examples, in which the following abbreviations may be employed:

	BINAP	2,2'-bis(diphenylphosphino)-1,1'-binaphtyl
15	dba	dibenzylideneacetone
	DIBAL	diisobutylaluminium hydride
	DMAP	4,4-dimethylaminopyridine
	DMF	dimethylformamide
	DMSO	dimethylsulfoxide
20	EtOAc	ethyl acetate
	HPLC	High Pressure Liquid Chromatography
	MeCN	acetonitrile
	MS	mass spectrum
	NBS	<i>N</i> -bromosuccinimide
25	NMR	nuclear magnetic resonance
	TFA	trifluoroacetic acid
	THF	tetrahydrofuran
	xantphos	9,9-dimethyl-4,5-bis(diphenylphosphino)-xanthene

Starting materials and chemical reagents specified in the syntheses described below are commercially available from, e.g. Sigma-Aldrich Fine Chemicals.

5 Example 1

3-Acetamido-1,5-bis(4-iso propoxyphenyl)-indole-2-carboxylic acid

(a) 5-(4-Isopropoxyphenyl)indole-2-carboxylic acid ethyl ester

A mixture of 5-bromoindole-2-carboxylic acid ethyl ester (2 g, 7.5 mmol),
10 4-isopropoxyphenylboronic acid (2.72 g, 15 mmol), K_3PO_4 (5.52 g, 26 mmol), $Pd(OAc)_2$ (85 mg, 0.38 mmol), tri-*o*-tolylphosphine (228 mg, 0.75 mmol), EtOH (20 ml) and toluene (10 mL) was stirred under argon for 20 min at room temperature, and then heated at 100°C for 24 h. The mixture was allowed to cool, poured into $NaHCO_3$ (aq., sat.) and extracted with
15 EtOAc. The combined extracts were washed with water and brine and then dried over Na_2SO_4 . Concentration and purification by chromatography gave the sub-title compound (1.81 g, 98%).

(b) 3-Bromo-5-(4-isopropoxyphenyl)indole-2-carboxylic acid ethyl ester

20 A solution of NBS (0.90 g, 5.1 mmol) in acetone (10 mL) was added dropwise to a stirred solution of 5-(4-isopropoxyphenyl)indole-2-carboxylic acid ethyl ester (1.5 g, 4.62 mmol; see step (a)) in acetone (35 mL) at room temperature. After 2.5 h, additional NBS (164 mg, 0.92 mmol) was added and the temperature was raised to 45 °C and the mixture was stirred at that
25 temperature for 1.5 h. The mixture was allowed to cool, poured into $Na_2S_2O_3$ (aq. 10 %), and extracted with EtOAc. The combined extracts were washed with $Na_2S_2O_3$ (aq. 10 %), $NaHCO_3$ (aq. sat), brine and dried over Na_2SO_4 . The solvents were evaporated under reduced pressure and the residue crystallised from ethanol to yield the sub-title compound (1.63 g,
30 88%).

(c) 3-Bromo-1,5-bis(4-isopropoxyphenyl)indole-2-carboxylic acid ethyl ester

A mixture of 3-bromo-5-(4-isopropoxyphenyl)indole-2-carboxylic acid ethyl ester, ethyl ester (700 mg, 1.74 mmol; see step (b)), Cu(OAc)₂ (632 mg, 3.48 mmol), Et₃N (489 µL, 3.48 mmol), pyridine (284 µL, 3.48 mmol), 4-isopropoxyphenylboronic acid (626 mg, 3.48 mmol) and 3 Å molecular sieves in dichloroethane was stirred vigorously at ambient temperature for 30 h. The mixture was filtered through Celite[®], the filter cake washed with EtOAc and the solvents concentrated. The residue was purified by chromatography to give the sub-title compound (831 mg, 89 %).

(d) 3-Acetamido-1,5-bis(4-isopropoxyphenyl)indole-2-carboxylic acid ethyl ester

3-Bromo-1,5-bis(4-isopropoxyphenyl) indole-2-carboxylic acid ethyl ester (230 mg, 0.43 mmol) in dioxane (3 mL), followed by *N,N*-dimethylethylenediamine (14 µL, 12 mg, 0.13 mmol) were added whilst stirring to acetamide (76 mg, 1.29 mmol), CuI (8 mg, 0.04 mmol) and K₃PO₄ (191 mg, 0.90 mmol) in a pressure tube under argon at room temperature. The septum inlet was replaced with a teflon screw-cap and the mixture was heated at 100°C for 16 hours. The mixture was subsequently cooled and then filtered through Celite[®] and the filter cake washed with EtOAc. The combined filtrates were concentrated and purified by chromatography to afford the title compound (149 mg, 67 %).

(e) 3-Acetamido-1,5-bis(4-isopropoxyphenyl)indole-2-carboxylic acid

A mixture of 3-acetamido-1,5-bis(4-isopropoxyphenyl)indole-2-carboxylic acid ethyl ester (129 mg, 0.250 mmol; see step (d)), aqueous NaOH (1 M, 2 mL) and MeCN (2 mL) was heated under microwave irradiation at 120 °C for 1.5 h, allowed to cool, then acidified with HCl (aq., 1M) to pH 2 and

extracted with EtOAc. The combined extracts were washed with water, brine and dried over Na₂SO₄. Concentration, purification by chromatography, and recrystallisation from ethyl acetate and hexanes gave the title compound.

- 5 200 MHz ¹H-NMR (DMSO-d₆, ppm) δ 13.1-12.7 (1H, br s), 9.78 (1H, s), 7.85-7.80 (1H, m), 7.58-7.48 (3H, m), 7.29-7.20 (2H, m), 7.08-6.96 (5H, m), 4.68 (1H, septet, J=6.0 Hz), 4.64 (1H, septet, J=6.0 Hz), 2.15 (3H, s), 1.33 (6H, d, J=6.0 Hz), 1.28 (6H, d, J=6.0 Hz).

10 Example 2

3-(4-(Dimethylamino)butanamido)-1,5-bis(4-isopropoxyphenyl)indole-2-carboxylic acid

The title compound was prepared in accordance with Example 1 using 4-(dimethylamino)butyric acid amide in Example 1(d) instead of acetamide.

- 15 200 MHz ¹H-NMR (DMSO-d₆/CF₃COOD, ppm) δ 9.9 (1H, s), 9.6-9.4 (1H, br s), 7.81 (1H, s), 7.59-7.49 (3H, m), 7.29-7.20 (2H, m), 7.10-6.96 (5H, m), 4.68 (1H, septet, J=6.0 Hz), 4.65 (1H, septet, J=6.0 Hz), 3.23-3.07 (2H, m), 2.82 (3H, s), 2.80 (3H, s), 2.62-2.52 (2H, m), 1.33 (6H, d, J=6.0 Hz), 1.28 (6H, d, J=6.0 Hz).

20

Example 3

1,5-Bis(4-isopropoxyphenyl)-3-(methylsulfonamido)indole-2-carboxylic acid

- 25 (a) 1,5-Bis(4-isopropoxyphenyl)-3-(methylsulfonamido)indole-2-carboxylic acid ethyl ester

A mixture of 3-bromo-1,5-bis(4-isopropoxyphenyl)indole-2-carboxylic acid ethyl ester (200 mg, 0.37 mmol; see Example 1 (c)), methanesulfonamide (71 mg, 0.74 mmol), Pd₂(dba)₃ (17 mg, 0.019 mmol), xantphos (33 mg,

- 30 0.057 mmol), Cs₂CO₃ (181 mg, 0.56 mmol) and dioxane (3 mL) was heated

under argon at 110 °C for 20 h, and then allowed to cool to room temperature. Water was added and the mixture was extracted with EtOAc. The combined extracts were washed with brine, dried over Na₂SO₄, and concentrated. Purification by chromatography yielded the sub-title
5 compound (120 mg, 59%).

(b) 1,5-Bis(4-isopropoxyphenyl)-3-(methylsulfonamido)indole-2-carboxylic acid

The title compound was prepared by hydrolysis of 1,5-bis(4-isopropoxyphenyl)-3-(methylsulfonamido)indole-2-carboxylic acid ethyl
10 ester (see step (a) above) in accordance with the procedure described in Example 1(e).

200 MHz ¹H-NMR (DMSO-d₆, ppm) δ 13.5-13.0 (1H, br s), 9.21 (1H, s), 7.97 (1H, d, J=1.2 Hz), 7.61-7.47 (3H, m), 7.36-7.26 (2H, m), 7.11-6.96
15 (5H, m), 4.69 (1H, septet, J=6.0 Hz), 4.65 (1H, septet, J=6.0 Hz), 3.02 (3H, s), 1.33 (6H, d, J=6.0 Hz), 1.29 (6H, d, J=6.0 Hz).

Example 4

20 1,5-Bis(4-isopropoxyphenyl)-3-(N-(3-phenylpropyl)-4-(trifluoromethoxy)-benzamido)indole-2-carboxylic acid

(a) 1,5-Bis(4-isopropoxyphenyl)-3-(3-phenylpropylamino)indole-2-carboxylic acid ethyl ester

A mixture of 3-bromo-1,5-bis(4-isopropoxyphenyl)indole-2-carboxylic acid
25 ethyl ester (210 mg, 0.39 mmol; see Example 1(c)), 3-phenyl-1-propylamine (67 µL, 63 mg, 0.47 mmol), Pd₂(dba)₃ (12.5 mg, 0.014 mmol), BINAP (37 mg, 0.052 mmol) and Cs₂CO₃ (178 mg, 0.54 mmol) in toluene (2 mL) was heated under argon at 120 °C for 16 h. Water was added and the mixture was extracted with EtOAc. The combined extracts were washed

with brine, dried over Na₂SO₄, and concentrated. Purification by chromatography yielded the title compound.

(b) 1,5-Bis(4-isopropoxyphenyl)-3-(N-(3-phenylpropyl)-4-(trifluoromethoxy)benzamido)indole-2-carboxylic acid ethyl ester

4-(Trifluoromethoxy)benzoyl chloride (61 µL, 87 mg, 0.385 mmol) was added to a solution of 1,5-bis(4-isopropoxyphenyl)-3-(3-phenylpropylamino)indole-2-carboxylic acid ethyl ester (200 mg, 0.34 mmol; see step (a)) in toluene (3 mL) at room temperature. The reaction mixture was heated under argon at 80°C for 50 min and then allowed to cool. NaHCO₃ (aq. sat., 30 mL) was added and the mixture stirred for 40 min, after which it was extracted with EtOAc. The combined extracts were washed with brine, dried over Na₂SO₄, and concentrated. Purification by chromatography yielded the sub-title compound.

(c) 1,5-Bis(4-isopropoxyphenyl)-3-(N-(3-phenylpropyl)-4-(trifluoromethoxy)benzamido)indole-2-carboxylic acid

The title compound was prepared by hydrolysis of 1,5-bis(4-isopropoxyphenyl)-3-(N-(3-phenylpropyl)-4-(trifluoromethoxy)benzamido)-indole-2-carboxylic acid ethyl ester (see step (b)) in accordance with the procedure described in Example 1(e).

200 MHz ¹H-NMR (DMSO-d₆, ppm) δ 7.77-7.31 (6H, m), 7.26-6.85 (14H, m), 4.73-4.53 (2H, m), 4.14-3.69 (2H, m), 2.71-2.54 (2H, m), 1.99-1.77 (2H, m), 1.36-1.20 (12H, m).

Example 5

1,5-Bis(4-isopropoxyphenyl)-3-(N-(pyrid-3-ylmethyl)acetamido)indole-2-carboxylic acid

The title compound was prepared in accordance with the procedures described in Example 4 using pyrid-3-ylmethanamine and acetyl chloride

instead of 3-phenyl-1-propylamine and 4-(trifluoromethoxy)benzoyl chloride.

200 MHz ^1H -NMR (DMSO- d_6 , ppm) δ 8.53-8.36 (2H, m), 7.73 (1H, d, $J=7.6$ Hz), 7.42-7.20 (6H, m), 7.10-6.88 (6H, m), 5.36 (1H, d, $J=14.1$ Hz),
5 4.65 (1H, septet, $J=6.1$ Hz), 4.62 (1H, septet, $J=6.0$ Hz), 4.50 (1H, d, $J=14.1$ Hz), 1.85 (3H, s), 1.31 (6H, d, $J=6.1$ Hz) 1.26 (6H, d, $J=6.0$ Hz).

Example 6

10 3-(4-Chlorobenzamido)-1-(4-isopropoxyphenyl)-5-(4-(trifluoromethyl)-phenyl)indole-2-carboxylic acid

(a) Ethyl 3-iodo-5-(4-(trifluoromethyl)phenyl)indole-2-carboxylate

The reaction was performed with the exclusion of light. NaI (2.04 g, 13.6 mmol) was added portion-wise whilst stirring to *N*-chlorosuccinimide (1.83
15 g, 13.6 mmol) in acetone (125 mL), followed by 5-(4-(trifluoromethyl)phenyl)indole-2-carboxylic acid ethyl ester (3.8 g, 11.4 mmol; which compound was prepared in accordance with the procedure described in Example 1 (a) using 4-trifluoromethylphenyl boronic acid instead of 4-isopropoxyphenyl boronic acid), in acetone (60 mL) at room
20 temperature. After 2 h the mixture was poured into $\text{Na}_2\text{S}_2\text{O}_3$ (aq. 10 %) and extracted with EtOAc. The combined extracts were washed with NaHCO_3 (sat. aq.), brine, and dried over Na_2SO_4 . The solvents were removed under reduced pressure and the residue triturated with petroleum ether to yield the title compound (4.9 g 94%) that was used in the next step without further
25 purification.

(b) 3-(4-Chlorobenzamido)-1-(4-isopropoxyphenyl)-5-(4-(trifluoromethyl)-phenyl)indole-2-carboxylic acid

The title compound was prepared in accordance with the procedures described in Example 1 (c) to 1 (e), using 4-chlorobenzamide instead of acetamide.

200 MHz ¹H-NMR (DMSO-d₆, ppm) δ 11.2-10.8 (1H, br s), 8.27 (1H, s), 8.13-8.03 (2H, m), 7.93-7.73 (4H, m), 7.68-7.58 (3H, m), 7.31-7.21 (2H, m), 7.11 (1H, d, J=9.0 Hz), 7.09-6.99 (2H, m), 4.66 (1H, septet, J=6.1 Hz), 1.32 (6H, d, J=6.0 Hz).

Example 7

1-(4-Isopropoxyphenyl)-3-(4-morpholino)-5-(4-(trifluoromethyl)phenyl)-indole-2-carboxylic acid

(a) 5-(4-(Trifluoromethyl)phenyl)indole-2-carboxylic acid ethyl ester

The sub-title compound was prepared in accordance with the procedure described in Example 1 (a) using 5-bromoindole-2-carboxylic acid ethyl ester and 4-trifluoromethylphenylboronic acid instead of 4-isopropoxyphenylboronic acid.

(b) 3-Bromo-1-(4-isopropoxyphenyl)-5-(4-(trifluoromethyl)phenyl)indole-2-carboxylic acid ethyl ester

The sub-title compound was prepared in accordance with the procedure described in Example 1(b) and 1(c) from 5-(4-(trifluoromethyl)phenyl)indole-2-carboxylic acid ethyl ester (see step (a)), NBS and 4-isopropoxyphenylboronic acid.

(c) 1-(4-Isopropoxyphenyl)-3-(4-morpholino)-5-(4-(trifluoromethyl)-phenyl)indole-2-carboxylic acid ethyl ester

Morpholine (34.5 μ L, 0.4 mmol), followed by anhydrous toluene (10 mL) was added under argon to a mixture of $\text{Pd}_2(\text{dba})_3$ (6 mg, 0.0066 mmol),
5 BINAP (6.12 mg, 0.0099 mmol), Cs_2CO_3 (150 mg, 0.46 mmol) and 3-bromo-1-(4-isopropoxyphenyl)-5-(4-(trifluoromethyl)phenyl)indole-2-carboxylic acid ethyl ester (180 mg, 0.33 mmol; see step (b)). The mixture was stirred at 100°C for 24 h, after which an additional portion of BINAP (2.1 mg, 0.0033 mmol) was added. The heating was continued for 24 h
10 after which additional portions of $\text{Pd}_2(\text{dba})_3$ (3.02 mg, 0.0033 mmol) and BINAP (3.06 mg, 0.005 mmol) were added. The mixture was heated for a further 12 h, allowed to cool, diluted with Et_2O , and filtered through Celite[®]. The filtrate was concentrated and the residue purified by chromatography to afford the sub-title compound (116 mg, 64%).

15

(d) 1-(4-Isopropoxyphenyl)-3-(4-morpholino)-5-(4-(trifluoromethyl)-phenyl)indole-2-carboxylic acid

The title compound was prepared by hydrolysis of 1-(4-isopropoxyphenyl)-3-(4-morpholino)-5-(4-(trifluoromethyl)phenyl)indole-2-carboxylic acid
20 ethyl ester (see step (c)) in accordance with the procedure described in Example 1(e).

200 MHz ^1H -NMR (DMSO-d_6 , ppm) δ 8.27 (1H, d, $J=1.4$ Hz), 8.02-7.94 (2H, m), 7.85-7.76 (2H, m), 7.67 (1H, dd, $J=1.4, 8.8$ Hz), 7.31-7.22 (2H, m), 7.16 (1H, d, $J=8.8$ Hz), 7.07-6.99 (2H, m), 4.68 (1H, septet, $J=6.0$ Hz),
25 3.91-3.76 (4H, m), 3.50-3.38 (4H, m), 1.32 (6H, d, $J=6.0$).

Example 83-(Acetylmethylamino)-5-(4-*tert*-butylphenyl)-1-(4-isopropoxyphenyl)-1H-indole-2-carboxylic acid5 (a) 5-Bromo-3-nitro-1H-indole-2-carboxylic acid ethyl ester

Cu(NO₃)₂ was added to acetic anhydride (10 mL) at -5°C (whilst stirring the mixture). After 10 min, a solution of 5-bromo-1H-indole-2-carboxylic acid ethyl ester (2.0 g, 7.46 mmol) in acetic anhydride (25 mL) was added portion-wise. The mixture was stirred for 2 h at -5°C, solid was removed
10 by filtration and washed with acetic anhydride. The filtrate was poured into ice-water (150 mL) and stirred for 5 h. The precipitate was filtered, washed with water and dried to afford the sub-title compound (2.2 g, 94%).

15 (b) 5-Bromo-1-(4-isopropoxyphenyl)-3-nitro-1H-indole-2-carboxylic acid ethyl ester

The sub-title compound was prepared from 5-bromo-3-nitro-1H-indole-2-carboxylic acid ethyl ester (see step (a) above) in accordance with the procedure described in Example 1(c).

20 (c) 5-(4-*tert*-Butylphenyl)-1-(4-isopropoxyphenyl)-3-nitro-1H-indole-2-carboxylic acid ethyl ester

The sub-title compound was prepared in accordance with the procedure described in Example 1(a) using 5-bromo-1-(4-isopropoxyphenyl)-3-nitro-1H-indole-2-carboxylic acid ethyl ester (see step (b) above) and 4-*tert*-
25 butylphenylboronic acid instead of 4-isopropoxyphenylboronic acid.

(d) 3-Amino-5-(4-*tert*-butylphenyl)-1-(4-isopropoxyphenyl)-1H-indole-2-carboxylic acid ethyl ester

Pd-C (550 mg of 10%) was added to the solution of 5-(4-*tert*-butylphenyl)-
30 1-(4-isopropoxyphenyl)-3-nitro-1H-indole-2-carboxylic acid ethyl ester (1.1

g, 2.20 mmol; see step (c) above) in EtOAc (50 mL) and the mixture was stirred for 10 h under hydrogen (1 atm). After filtration through Celite[®], the filtrate was concentrated and the residue purified by chromatography to afford the sub-title compound (760 mg, 73%).

5

(e) 5-(4-*tert*-Butylphenyl)-1-(4-isopropoxyphenyl)-3-methylamino-1H-indole-2-carboxylic acid ethyl ester

A solution of 3-amino-5-(4-*tert*-butylphenyl)-1-(4-isopropoxyphenyl)-1H-indole-2-carboxylic acid ethyl ester (300 mg, 0.64 mmol; see step (d) above) in DMF (3 mL) was added to a stirred suspension of NaH (23 mg, 0.70 mmol) in DMF (1 mL) at 0°C. After stirring at 0°C for 30 min, a solution of methyl iodide (60 µL, 0.96 mmol) in DMF (1 mL) was added portion-wise. The reaction was left to stir at room temperature for 14 h, then poured into water and extracted with EtOAc. The combined organic
10 extracts were washed with water, brine and dried (Na₂SO₄). Removal of the solvent and purification by chromatography afforded the sub-title compound (200 mg, 64%).
15

(f) 3-(Acetylmethylamino)-5-(4-*tert*-butylphenyl)-1-(4-isopropoxyphenyl)-1H-indole-2-carboxylic acid ethyl ester

A mixture of 5-(4-*tert*-butylphenyl)-1-(4-isopropoxyphenyl)-3-methylamino-1H-indole-2-carboxylic acid ethyl ester (200 mg, 0.41 mmol; see step (d) above), acetyl chloride (59 µL, 0.82 mmol), triethylamine (115 µL, 0.82 mmol) and dry MeCN (5 mL) was stirred at room temperature
25 under argon for 1.5 h. The mixture was poured into HCl (1N) and extracted with EtOAc. The combined organic extracts were washed with water, brine and dried (Na₂SO₄). Removal of the solvent and purification by chromatography yielded the sub-title compound (87 mg, 40%).

(g) 3-(Acetylmethylamino)-5-(4-*tert*-butylphenyl)-1-(4-isopropoxyphenyl)-1H-indole-2-carboxylic acid

The title compound was prepared by hydrolysis of 3-(acetylmethylamino)-5-(4-*tert*-butylphenyl)-1-(4-isopropoxyphenyl)-1H-indole-2-carboxylic acid ethyl ester (see step (f) above) in accordance with the procedure described in Example 1(e).

200 MHz ¹H-NMR (acetone-d₆, ppm) δ 7.91-7.89 (1H, m) 7.72-7.64 (3H, m) 7.55-7.48 (2H, m) 7.41-7.32 (2H, m) 7.22 (1H, dd, J=8.8, 0.7 Hz) 7.13-7.05 (2H, m) 4.73 (1H, septet, J=6.0 Hz) 3.33 (3H, s) 1.89 (3H, s) 1.38 (6H, d, J=6.0 Hz) 1.36 (9H, s).

Example 9

1-(4-Cyclopentoxyphenyl)-3-(4-dimethylaminobutylamino)-5-(5-trifluoromethylpyrid-2-yl)-1H-indole-2-carboxylic acid

15

(a) 5-(4,4,5,5-Tetramethyl[1,3,2]dioxaborolan-2-yl)-1H-indole-2-carboxylic acid ethyl ester

Pd₂(dba)₃ (275 mg, 0.30 mmol) and tricyclohexylphosphine (504 mg, 1.80 mmol) in dioxane (30 mL) were added under argon to a stirred mixture of 5-bromo-1H-indole-2-carboxylic acid ethyl ester (6.0 g, 22.4 mmol), KOAc (3.3 g, 33.6 mmol), bis(pinacolato)diboron (6.3 g, 24.6 mmol) and dioxane (20 mL) at 80°C. The resulting mixture was stirred at 80°C for 3 h, cooled to room temperature and filtered through a Celite® pad. The filter cake was washed with EtOAc and the combined filtrates were concentrated and purified by chromatography to yield the sub-title compound (6.8 g, 97%).

(b) 5-(5-Trifluoromethylpyrid-2-yl)-1H-indole-2-carboxylic acid ethyl ester
A stirred mixture of 5-(4,4,5,5-tetramethyl[1,3,2]dioxaborolan-2-yl)-1H-indole-2-carboxylic acid ethyl ester (3.00 g, 9.52 mmol; see step (a) above), 2-bromo-5-(trifluoromethyl)pyridine (3.23 g, 14.28 mmol), sodium

30

carbonate (2M, 14.30 mL, 28.56 mmol), Pd(PPh₃)₄ (540 mg, 0.50 mmol), EtOH (10 mL) and toluene (40 mL) were heated at 80°C for 24 h. The mixture was cooled to room temperature, poured into water and extracted with EtOAc. The combined extracts were washed with water, brine and dried (Na₂SO₄). Solvent removal and purification by chromatography gave the sub-title compound (3.0 g, 94%).

(c) 3-Iodo-5-(5-trifluoromethylpyrid-2-yl)-1H-indole-2-carboxylic acid ethyl ester

10 The sub-title compound was prepared in accordance with the procedure described in Example 6(a) using 5-(5-trifluoromethylpyrid-2-yl)-1H-indole-2-carboxylic acid ethyl ester (see step (b) above).

(d) 1-(4-Cyclopentoxyphenyl)-3-iodo-5-(5-trifluoromethylpyrid-2-yl)-1H-indole-2-carboxylic acid ethyl ester

15 The sub-title compound was prepared in accordance with the procedure described in Example 1(c) using 3-iodo-5-(5-trifluoromethylpyrid-2-yl)-1H-indole-2-carboxylic acid ethyl ester (see step (c) above) and 4-cyclopentoxyphenylboronic acid instead of 4-isopropoxyphenylboronic acid.

(e) 1-(4-Cyclopentoxyphenyl)-3-(4-dimethylaminobutylamino)-5-(5-trifluoromethylpyrid-2-yl)-1H-indole-2-carboxylic acid ethyl ester

25 The sub-title compound was prepared in accordance with the procedure described in Example 1(d) using 1-(4-cyclopentoxyphenyl)-3-iodo-5-(5-trifluoromethylpyrid-2-yl)-1H-indole-2-carboxylic acid ethyl ester (see step (d) above) and 4-dimethylaminobutyramide instead of acetamide.

(f) 1-(4-Cyclopentoxyphenyl)-3-(4-dimethylaminobutyrylamino)-5-(5-trifluoromethylpyrid-2-yl)-1H-indole-2-carboxylic acid

The title compound was prepared by hydrolysis of 1-(4-cyclopentoxyphenyl)-3-(4-dimethylaminobutyrylamino)-5-(5-trifluoromethylpyrid-2-yl)-1H-indole-2-carboxylic acid ethyl ester (see step (e)) in accordance with the procedure described in Example 1(e).

200 MHz ¹H-NMR (DMSO-d₆, ppm) δ 11.5-10.5 (1H, br s) 9.03-8.97 (1H, m) 8.91-8.86 (1H, m) 8.28-8.19 (1H, m) 8.08 (1H, d, J=8.2 Hz) 8.01-7.93 (1H, m) 7.23-7.12 (2H, m) 7.04 (1H, d, J=9.0 Hz) 7.01-6.92 (2H, m) 4.90-4.78 (1H, m) 3.02-2.90 (2H, m) 2.91 (6H, s) 2.58-2.50 (2H, m, overlapped with DMSO) 2.09-1.53 (10H, m).

Example 10

1-(4-Cyclopentoxyphenyl)-3-(2-oxopyrrolidin-1-yl)-5-(5-trifluoromethylpyrid-2-yl)-1H-indole-2-carboxylic acid

(a) 1-(4-Cyclopentoxyphenyl)-3-(2-oxopyrrolidin-1-yl)-5-(5-trifluoromethylpyrid-2-yl)-1H-indole-2-carboxylic acid ethyl ester

The sub-title compound was prepared in accordance with the procedure described in Example 1(d) using 1-(4-cyclopentoxyphenyl)-3-iodo-5-(5-trifluoromethylpyrid-2-yl)-1H-indole-2-carboxylic acid ethyl ester (see Example 9(d)) and pyrrolidin-2-one instead of acetamide.

(b) 1-(4-Cyclopentoxyphenyl)-3-(2-oxopyrrolidin-1-yl)-5-(5-trifluoromethylpyrid-2-yl)-1H-indole-2-carboxylic acid

The title compound was prepared by hydrolysis of 1-(4-cyclopentoxyphenyl)-3-(2-oxopyrrolidin-1-yl)-5-(5-trifluoromethylpyrid-2-yl)-1H-indole-2-carboxylic acid ethyl ester (see step (a) above) in accordance with the procedure described in Example 1(e).

200 MHz ^1H -NMR (DMSO- d_6 , ppm) δ 13.13 (1H, s) 9.05-9.01 (1H, m) 8.42-8.39 (1H, m) 8.33-8.22 (2H, m) 8.16 (1H, dd, $J=8.9, 1.6$ Hz) 7.36-7.27 (2H, m) 7.19 (1H, d, $J=8.9$ Hz) 7.10-7.01 (2H, m) 4.95-4.85 (1H, m) 3.95-3.83 (2H, m) 2.50-2.43 (2H, m, overlapped with DMSO) 2.33-2.14 (2H, m) 2.07-1.87 (2H, m) 1.87-1.55 (6H, m).

Example 11

3-Acetylamino-1-(4-isopropoxyphenyl)-5-(5-trifluoromethylpyridin-2-yl)-1H-indole-2-carboxylic acid

10

(a) 3-Iodo-1-(4-isopropoxyphenyl)-5-(5-trifluoromethylpyridin-2-yl)-1H-indole-2-carboxylic acid ethyl ester

The sub-title compound was prepared in accordance with the procedure described in Example 1 (c) using 3-iodo-5-(5-trifluoromethylpyridin-2-yl)-1H-indole-2-carboxylic acid ethyl ester (see Example 9 (c)) and 4-isopropoxyphenylboronic acid.

(b) 3-Acetylamino-1-(4-isopropoxyphenyl)-5-(5-trifluoromethylpyridin-2-yl)-1H-indole-2-carboxylic acid ethyl ester

The sub-title compound was prepared in accordance with the procedure described in Example 1 (d) using 3-iodo-1-(4-isopropoxyphenyl)-5-(5-trifluoromethylpyridin-2-yl)-1H-indole-2-carboxylic acid ethyl ester (see step (a) above) and acetamide.

(c) 3-Acetylamino-1-(4-isopropoxyphenyl)-5-(5-trifluoromethylpyridin-2-yl)-1H-indole-2-carboxylic acid

The title compound was prepared by hydrolysis of 3-acetylamino-1-(4-isopropoxyphenyl)-5-(5-trifluoromethylpyridin-2-yl)-1H-indole-2-carboxylic acid ethyl ester (see step (b) above) in accordance with the procedure described in Example 1 (e).

200 MHz ^1H -NMR (DMSO- d_6 , ppm) δ 13.1-13.0 (1H, br s) 9.86 (1H, s) 9.05-9.00 (1H, m) 8.51 (1H, d, $J=1.4$ Hz) 8.30-8.23 (1H, m) 8.17 (1H, d, $J=8.6$ Hz) 8.10 (1H, dd, $J=8.8, 1.4$ Hz) 7.33-7.23 (2H, m) 7.13 (1H, d, $J=8.8$ Hz) 7.09-7.02 (2H, m) 4.69 (1H, septet, $J=6.0$ Hz) 2.17 (3H, s) 1.33 (6H, d, $J=6.0$ Hz).

Example 12

3-(Acetylmethylamino)-1-(4-isopropoxyphenyl)-5-(5-trifluoromethylpyridin-2-yl)-1H-indole-2-carboxylic acid

10

(a) 3-(Acetylmethylamino)-1-(4-isopropoxyphenyl)-5-(5-trifluoromethylpyridin-2-yl)-1H-indole-2-carboxylic acid ethyl ester

A solution of 3-acetylamino-1-(4-isopropoxyphenyl)-5-(5-trifluoromethylpyridin-2-yl)-1H-indole-2-carboxylic acid ethyl ester (196 mg, 0.37 mmol; see Example 11 (b)) in DMF (4 mL) was added to a stirred suspension of NaH (13 mg, 0.41 mmol) in DMF (2 mL) at 0°C. After stirring at 0°C for 30 min, a solution of methyl iodide (49 μL , 0.78 mmol) in DMF (2 mL) was added portion-wise. The reaction was left to stir at room temperature for 14 h, then poured into water and extracted with EtOAc. The combined extracts were washed with water, brine and dried over Na_2SO_4 . The organic phase was concentrated and the product purified by chromatography to give the sub-title compound (169 mg, 84%).

(b) 3-(Acetylmethylamino)-1-(4-isopropoxyphenyl)-5-(5-trifluoromethylpyridin-2-yl)-1H-indole-2-carboxylic acid

25

The title compound was prepared by hydrolysis of 3-(acetylmethylamino)-1-(4-isopropoxyphenyl)-5-(5-trifluoromethylpyridin-2-yl)-1H-indole-2-carboxylic acid ethyl ester (see step (a) above) in accordance with the procedure described in Example 1 (e).

200 MHz ^1H -NMR (DMSO- d_6 , ppm) δ 13.6-12.9 (1H, br s) 9.06-9.00 (1H, m) 8.48-8.44 (1H, m) 8.35 (1H, d, $J=8.6$ Hz) 8.29-8.21 (1H, m) 8.20 (1H, dd, $J=8.8, 1.4$ Hz) 7.40-7.31 (2H, m) 7.22 (1H, d, $J=8.8$ Hz) 7.11-7.02 (2H, m) 4.71 (1H, septet, $J=6.0$ Hz) 3.24 (3H, s) 1.82 (3H, s) 1.34 (6H, d, $J=6.0$ Hz).

Example 13

1-(4-Isopropoxyphenyl)-3-nicotinamide-5-(5-trifluoromethylpyridin-2-yl)-1H-indole-2-carboxylic acid was prepared in accordance with the procedures described herein.

Example 14

Title compounds of the examples were tested in the biological test described above and were found to exhibit 50% inhibition of mPGES-1 at a concentration of 10 μM or below. For example, for the following compounds of the examples, 50% inhibition was observed at:

Example 1: 3100 nM

Example 3: 1700 nM

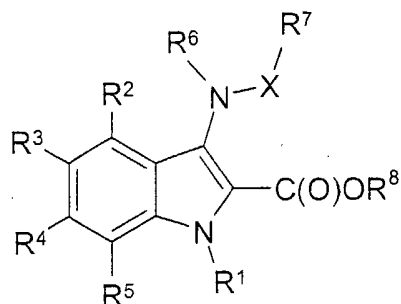
Example 7: 730 nM

20 Example 12: 5300 nM

Example 13: 190 nM

Claims

1. A compound of formula I,



wherein

X represents a single bond, -C(O)- or -S(O)₂-;

R¹ represents an aryl group or a heteroaryl group, both of which groups are optionally substituted by one or more substituents selected from A;

one of the groups R², R³, R⁴ and R⁵ represents an aryl group or a heteroaryl group (both of which are optionally substituted by one or more substituents selected from A) and:

a) the other groups are independently selected from hydrogen, G¹, an aryl group, a heteroaryl group (which latter two groups are optionally substituted by one or more substituents selected from A), C₁₋₈ alkyl and a heterocycloalkyl group (which latter two groups are optionally substituted by one or more substituents selected from G¹ and/or Z¹); and/or

b) any two other groups which are adjacent to each other are optionally linked to form, along with two atoms of the essential benzene ring in the compound of formula I, a 3- to 8-membered ring, optionally containing 1 to 3 heteroatoms and/or 1 to 3 double bonds, which ring is itself optionally

substituted by one or more substituents selected from halo, $-R^8$, $-OR^8$ and $=O$;

R^6 , R^7 and R^8 independently represent, on each occasion when used above:

- 5 I) hydrogen;
 - II) an aryl group or a heteroaryl group, both of which are optionally substituted by one or more substituents selected from B;
 - III) C_{1-8} alkyl or a heterocycloalkyl group, both of which are optionally substituted by one or more substituents selected from G^1 and/or Z^1 ; or
- 10 R^6 and R^7 may be linked together to form along with the N atom and X group to which R^6 and R^7 are respectively attached, a 3- to 8-membered ring, optionally containing 1 to 3 heteroatoms and/or 1 to 3 double bonds, which ring is optionally substituted by one or more substituents selected from G^1 and/or Z^1 ;

15

A represents, on each occasion when mentioned above:

- I) an aryl group or a heteroaryl group, both of which are optionally substituted by one or more substituents selected from B;
- II) C_{1-8} alkyl or a heterocycloalkyl group, both of which are optionally substituted by one or more substituents selected from G^1 and/or Z^1 ;
- 20 III) a G^1 group; or
- IV) two A substituents may be linked together to form, along with at least two (e.g. adjacent) atoms of the aryl or heteroaryl group to which the two A substituents are attached, a further 3- to 5-membered ring, which ring
- 25 optionally contains 1 to 3 heteroatoms and/or 1 to 2 double bonds, and which is optionally substituted by halo or C_{1-8} alkyl, which latter group is optionally substituted by halo;

G^1 represents, on each occasion when mentioned above, halo, cyano, $-N_3$,
30 $-NO_2$, $-ONO_2$ or $-A^1-R^9$;

wherein A^1 represents a single bond or a spacer group selected from $-C(O)A^2-$, $-S(O)_nA^3-$, $-N(R^{10})A^4-$ or $-OA^5-$, in which:

A^2 and A^3 independently represent a single bond, $-O-$, $-N(R^{10})-$ or $-C(O)-$;

A^4 and A^5 independently represent a single bond, $-C(O)-$, $-C(O)N(R^{10})-$,

5 $-C(O)O-$, $-S(O)_n-$ or $-S(O)_nN(R^{10})-$;

Z^1 represents, on each occasion when mentioned above, $=O$, $=S$, $=NOR^9$, $=NS(O)_nN(R^{10})(R^9)$, $=NCN$ or $=C(H)NO_2$;

10 B represents, on each occasion when mentioned above:

I) an aryl group or a heteroaryl group, both of which are optionally substituted by one or more substituents selected from G^2 , methylenedioxy, difluoromethylenedioxy and/or dimethylmethylenedioxy;

15 II) C_{1-8} alkyl or a heterocycloalkyl group, both of which are optionally substituted by one or more substituents selected from G^2 and/or Z^2 ;

III) a G^2 group; or

IV) methylenedioxy, difluoromethylenedioxy or dimethylmethylenedioxy;

20 G^2 represents, on each occasion when mentioned above, halo, cyano, $-N_3$, $-NO_2$, $-ONO_2$ or $-A^6-R^{11}$;

wherein A^6 represents a single bond or a spacer group selected from $-C(O)A^7-$, $-S(O)_nA^8-$, $-N(R^{12})A^9-$ or $-OA^{10}-$, in which:

A^7 and A^8 independently represent a single bond, $-O-$, $-N(R^{12})-$ or $-C(O)-$;

25 A^9 and A^{10} independently represent a single bond, $-C(O)-$, $-C(O)N(R^{12})-$, $-C(O)O-$, $-S(O)_n-$ or $-S(O)_nN(R^{12})-$;

Z^2 represents, on each occasion when used above, $=O$, $=S$, $=NOR^{11}$, $=NS(O)_nN(R^{12})(R^{11})$, $=NCN$ or $=C(H)NO_2$;

R^9 , R^{10} , R^{11} and R^{12} are independently selected from:

- i) hydrogen;
 - ii) an aryl group or a heteroaryl group, both of which are optionally substituted by one or more substituents selected from G^3 , methylenedioxy, difluoromethylenedioxy and/or dimethylmethylenedioxy;
 - iii) C_{1-8} alkyl or a heterocycloalkyl group, both of which are optionally substituted by G^3 and/or Z^3 ; or
- any pair of R^9 and R^{10} , or R^{11} and R^{12} , may, for example when present on the same or on adjacent atoms, be linked together to form with those, or other relevant, atoms a further 3- to 8-membered ring, optionally containing 1 to 3 heteroatoms and/or 1 to 3 double bonds, which ring is optionally substituted by one or more substituents selected from G^3 and/or Z^3 ;

- G^3 represents, on each occasion when mentioned above, halo, cyano, $-N_3$, $-NO_2$, $-ONO_2$ or $-A^{11}-R^{13}$;
- wherein A^{11} represents a single bond or a spacer group selected from $-C(O)A^{12}-$, $-S(O)_nA^{13}-$, $-N(R^{14})A^{14}-$ or $-OA^{15}-$, in which:
- A^{12} and A^{13} independently represent a single bond, $-O-$, $-N(R^{14})-$ or $-C(O)-$;
- A^{14} and A^{15} independently represent a single bond, $-C(O)-$, $-C(O)N(R^{14})-$, $-C(O)O-$, $-S(O)_n-$ or $-S(O)_nN(R^{14})-$;

Z^3 represents, on each occasion when mentioned above, $=O$, $=S$, $=NOR^{13}$, $=NS(O)_nN(R^{14})(R^{13})$, $=NCN$ or $=C(H)NO_2$;

- n represents, on each occasion when mentioned above, 1 or 2;

R^{13} and R^{14} are independently selected from:

- i) hydrogen;

- ii) C_{1-6} alkyl or a heterocycloalkyl group, both of which groups are optionally substituted by one or more substituents selected from halo, C_{1-4} alkyl, $-N(R^{15})(R^{16})$, $-O(R^{15})$ and $=O$; and
- iii) an aryl or heteroaryl group, both of which are optionally substituted by one or more substituents selected from halo, C_{1-4} alkyl, $-N(R^{15})(R^{16})$ and $-O(R^{15})$; or
- any pair R^{13} and R^{14} may, for example when present on the same or on adjacent atoms, be linked together to form with those, or other relevant, atoms a further 3- to 8-membered ring, optionally containing 1 to 3 heteroatoms and/or 1 to 3 double bonds, which ring is optionally substituted by one or more substituents selected from halo, C_{1-4} alkyl, $-N(R^{15})(R^{16})$, $-O(R^{15})$ and $=O$;

R^{15} and R^{16} are independently selected from hydrogen and C_{1-4} alkyl, which latter group is optionally substituted by one or more halo groups;

or a pharmaceutically-acceptable salt thereof.

2. A compound as claimed in Claim 1, wherein:
- A^2 and A^3 independently represent a single bond, $-O-$ or $-N(R^{10})-$;
- Z^1 represents, on each occasion when mentioned above, $=O$, $=NOR^9$, $=NS(O)_nN(R^{10})(R^9)$, $=NCN$ or $=C(H)NO_2$;
- A^7 and A^8 independently represent a single bond, $-O-$ or $-N(R^{12})-$;
- Z^2 represents, on each occasion when mentioned above, $=O$, $=NOR^{11}$, $=NS(O)_nN(R^{12})(R^{11})$, $=NCN$ or $=C(H)NO_2$;
- A^{12} and A^{13} independently represent a single bond, $-O-$ or $-N(R^{14})-$; and/or
- Z^3 represents, on each occasion when mentioned above, $=O$, $=NOR^{13}$, $=NS(O)_nN(R^{14})(R^{13})$, $=NCN$ or $=C(H)NO_2$.

3. A compound as claimed in Claim 1 or Claim 2, wherein n represents
2.
4. A compound as claimed in any one of the preceding claims, wherein
5 X represents a single bond or -C(O)-.
5. A compound as claimed in any one of the preceding claims, wherein
A represents G¹.
- 10 6. A compound as claimed in any one of the preceding claims, wherein
G¹ represents halo or -A¹-R⁹.
7. A compound as claimed in any one of the preceding claims, wherein
A¹ represents a single bond, -OA⁵- or -N(R¹⁰)A⁴-.
15
8. A compound as claimed in any one of the preceding claims, wherein
A⁴ and A⁵ independently represent a single bond.
9. A compound as claimed in any one of the preceding claims, wherein
20 B represents G².
10. A compound as claimed in any one of the preceding claims, wherein
G² represents halo or -OR¹¹.
- 25 11. A compound as claimed in any one of the preceding claims, wherein
R⁹ represents C₁₋₆ alkyl, which group is optionally substituted by one or
more halo groups, or a phenyl, or pyridyl group.
12. A compound as claimed in any one of the preceding claims, wherein
30 R¹⁰ represents C₁₋₂ alkyl.

13. A compound as claimed in any one of the preceding claims, wherein R^{11} represents C_{1-2} alkyl optionally substituted by one or more halo groups.
- 5 14. A compound as claimed in any one of the preceding claims, wherein R^1 represents an optionally substituted phenyl or pyridyl group.
15. A compound as claimed in any one of the preceding claims, wherein R^3 and R^4 independently represent G^1 , hydrogen or an optionally substituted
10 phenyl or pyridyl group.
16. A compound as claimed in Claim 15, wherein R^3 and R^4 independently represent hydrogen or an optionally substituted phenyl or pyridyl group.
- 15 17. A compound as claimed in any one of the preceding claims, wherein at least one of R^3 and R^4 represents optionally substituted phenyl or pyridyl, and up to one other represents G^1 or hydrogen;
- 20 18. A compound as claimed in any one of Claims 15 to 17, wherein, when R^3 or R^4 represents an optionally substituted phenyl or pyridyl group, then the other substituents on the essential benzene ring of the indole of formula I, as defined in Claim 1, (i.e. R^2 , R^5 and R^3 or R^4 (as appropriate)) represent hydrogen or G^1 .
- 25 19. A compound as claimed in any one of the preceding claims, wherein R^6 represents H or an optionally substituted C_{1-4} alkyl group.

20. A compound as claimed in any one of the preceding claims, wherein R^7 represents an optionally substituted C_{1-4} alkyl group or an optionally substituted phenyl or pyridyl group.
- 5 21. A compound as claimed in any one of Claims 1 to 18, wherein R^6 and R^7 are linked to form, together with the nitrogen atom and X group to which they are respectively attached, a 5- to 6-membered ring, optionally containing 1 to 2 heteroatoms.
- 10 22. A compound as claimed in any one of Claims 14 to 20, wherein the optional substituents are selected from cyano, halo, C_{1-6} alkyl, which alkyl group may be linear or branched, cyclic, part-cyclic, unsaturated and/or optionally substituted with one or more halo group, and $-OR^{17}$, wherein R^{17} represents, H or C_{1-6} alkyl (which alkyl group is optionally substituted by
15 one or more halo groups).
23. A compound as claimed in Claim 22, wherein the optional substituents are selected from halo, C_{1-6} alkyl, which alkyl group may be linear or branched, cyclic, part-cyclic, unsaturated and/or optionally
20 substituted with one or more halo group, and $-OR^{17}$, wherein R^{17} represents, H or C_{1-6} alkyl (which alkyl group is optionally substituted by one or more halo groups).
24. A compound as claimed in any one of the preceding claims, wherein
25 R^8 represents hydrogen.
25. A compound as defined in any one of Claims 1 to 24, or a pharmaceutically-acceptable salt thereof, for use as a pharmaceutical.

26. A pharmaceutical formulation including a compound as defined in any one of Claims 1 to 24 or a pharmaceutically-acceptable salt thereof, in admixture with a pharmaceutically acceptable adjuvant, diluent or carrier.
- 5 27. The use of a compound as defined in any one of Claims 1 to 24, or a pharmaceutically-acceptable salt thereof, for the manufacture of a medicament for the treatment of a disease in which inhibition of the activity of microsomal prostaglandin E synthase-1, leukotriene C₄ and/or 5-lipoxygenase-activating protein is desired and/or required.
- 10 28. A use as claimed in Claim 27, wherein inhibition of the activity of microsomal prostaglandin E synthase-1 is desired and/or required.
29. A use as claimed in Claim 27 or Claim 28, wherein the disease is
15 inflammation.
30. A use as claimed in Claim 29 wherein the disease is inflammatory bowel disease, irritable bowel syndrome, migraine, headache, low back pain, fibromyalgia, a myofascial disorder, a viral infection, a bacterial
20 infection, a fungal infection, dysmenorrhea, a burn, a surgical or dental procedure, a malignancy, atherosclerosis, gout, arthritis, osteoarthritis, juvenile arthritis, rheumatoid arthritis, fever, ankylosing spondylitis, systemic lupus erythematosus, vasculitis, pancreatitis, nephritis, bursitis, conjunctivitis, iritis, scleritis, uveitis, wound healing, dermatitis, eczema,
25 psoriasis, stroke, diabetes mellitus, a neurodegenerative disorder, an autoimmune disease, osteoporosis, asthma, chronic obstructive pulmonary disease, pulmonary fibrosis, an allergic disorder, rhinitis, an ulcer, coronary heart disease, sarcoidosis, inflammatory pain, hyperprostaglandin E syndrome, classic Bartter syndrome, Hodgkin's disease, persistent ductus,

any other disease with an inflammatory component, Paget's disease or a periodontal disease.

31. A method of treatment of a disease in which inhibition of the activity
5 of mPGES-1, LTC₄ and/or FLAP is desired and/or required, which method comprises administration of a therapeutically effective amount of a compound as defined in any one of Claims 1 to 24, or a pharmaceutically-acceptable salt thereof, to a patient suffering from, or susceptible to, such a condition.

10

32. A method as claimed in Claim 31, wherein inhibition of the activity of mPGES-1 is desired and/or required.

33. A combination product comprising:
15 (A) a compound as defined in any one of Claims 1 to 24, or a pharmaceutically-acceptable salt thereof; and
(B) another therapeutic agent that is useful in the treatment of inflammation, wherein each of components (A) and (B) is formulated in admixture with a pharmaceutically-acceptable adjuvant, diluent or carrier.

20

34. A combination product as claimed in Claim 33 which comprises a pharmaceutical formulation including a compound as defined in any one of Claims 1 to 24, or a pharmaceutically-acceptable salt thereof, another therapeutic agent that is useful in the treatment of inflammation, and a
25 pharmaceutically-acceptable adjuvant, diluent or carrier.

35. A combination product as claimed in Claim 33 which comprises a kit of parts comprising components:
(a) a pharmaceutical formulation including a compound as defined in
30 any one of Claims 1 to 24, or a pharmaceutically-acceptable salt

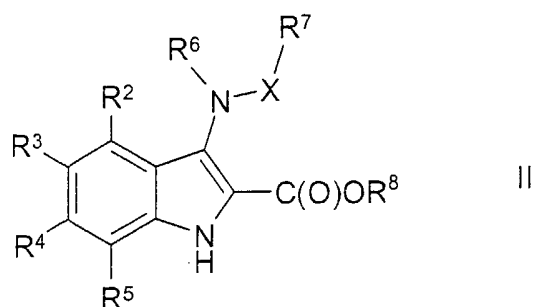
thereof, in admixture with a pharmaceutically-acceptable adjuvant, diluent or carrier; and

- (b) a pharmaceutical formulation including another therapeutic agent that is useful in the treatment of inflammation in admixture with a pharmaceutically-acceptable adjuvant, diluent or carrier,

which components (a) and (b) are each provided in a form that is suitable for administration in conjunction with the other.

36. A process for the preparation of a compound as defined in Claim 1, which comprises:

- (i) reaction of a compound of formula II,

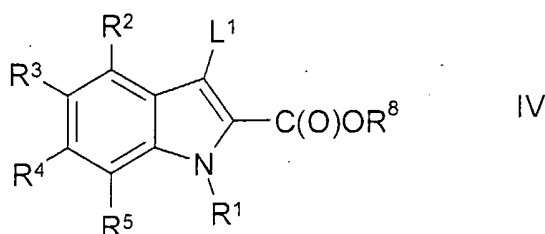


wherein X, R², R³, R⁴, R⁵, R⁶, R⁷ and R⁸ are as defined in Claim 1, with a compound of formula III,



wherein L¹ represents a suitable leaving group and R¹ is as defined in Claim 1;

- (ii) reaction of a compound of formula IV,

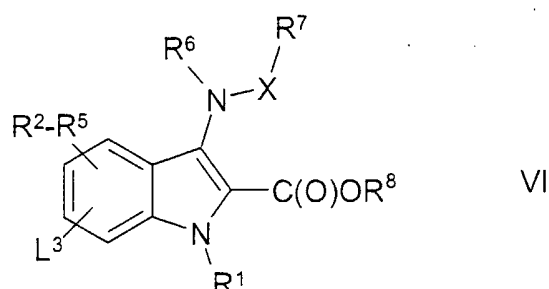


- wherein L¹ is as defined above and R¹, R², R³, R⁴, R⁵ and R⁸ are as defined in Claim 1, with a compound of formula V,



wherein X, R⁶ and R⁷ are as defined in Claim 1;

(iii) reaction of a compound of formula VI,

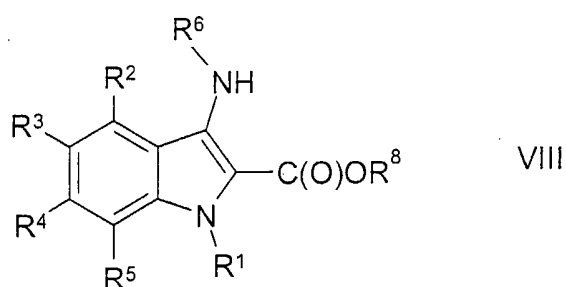


wherein L³ represents L¹ or L², in which L² represents a suitable leaving group and is attached to one or more of the carbon atoms of the benzenoid ring of the indole, and wherein the remaining positions of the benzenoid ring are substituted with 1 to 3 (depending on the number of L³ substituents) R²-R⁵ substituents, R²-R⁵ represents any one of the substituents, i.e. R², R³, R⁴ and R⁵, that are already present in that ring (as appropriate), L¹ is as defined above and X, R¹, R², R³, R⁴, R⁵, R⁶, R⁷ and R⁸ are as defined in Claim 1, with a compound of formula VII,



wherein R¹⁸ represents R², R³, R⁴ or R⁵ (as appropriate) and L⁴ represents L¹ (when L³ is L²) or L² (when L³ is L¹) as defined above;

(iv) reaction of a compound of formula VIII,



wherein R¹, R², R³, R⁴, R⁵, R⁶ and R⁸ are as defined in Claim 1, with a compound of formula IX,



wherein L¹ is as defined above and X and R⁷ are as defined in Claim 1; or

(v) for compounds of formula I wherein X represents a single bond and R^7 is a C_{1-8} alkyl group, reduction of a compound of formula I, wherein X represents $-C(O)-$ and R^7 represents H or a C_{1-7} alkyl group.

INTERNATIONAL SEARCH REPORT

International Application No
PCT/GB2005/002396

A. CLASSIFICATION OF SUBJECT MATTER

IPC 7 C07D209/42 C07D401/12 A61K31/404 A61P29/00

According to International Patent Classification (IPC) or to both national classification and IPC

B. FIELDS SEARCHED

Minimum documentation searched (classification system followed by classification symbols)

IPC 7 C07D A61K A61P

Documentation searched other than minimum documentation to the extent that such documents are included in the fields searched

Electronic data base consulted during the international search (name of data base and, where practical, search terms used)

EPO-Internal

C. DOCUMENTS CONSIDERED TO BE RELEVANT

Category °	Citation of document, with indication, where appropriate, of the relevant passages	Relevant to claim No.
A	WO 00/46195 A (FAULL ALAN WELLINGTON ; KETTLE JASON (GB); ASTRAZENECA UK LTD (GB)) 10 August 2000 (2000-08-10) the whole document	1,26,27, 31,33,36
A	WO 99/15501 A (ASTA MEDICA AG) 1 April 1999 (1999-04-01) the whole document	1,26,27, 31,33,36



Further documents are listed in the continuation of box C.



Patent family members are listed in annex.

° Special categories of cited documents :

"A" document defining the general state of the art which is not considered to be of particular relevance

"E" earlier document but published on or after the international filing date

"L" document which may throw doubts on priority claim(s) or which is cited to establish the publication date of another citation or other special reason (as specified)

"O" document referring to an oral disclosure, use, exhibition or other means

"P" document published prior to the international filing date but later than the priority date claimed

"T" later document published after the international filing date or priority date and not in conflict with the application but cited to understand the principle or theory underlying the invention

"X" document of particular relevance; the claimed invention cannot be considered novel or cannot be considered to involve an inventive step when the document is taken alone

"Y" document of particular relevance; the claimed invention cannot be considered to involve an inventive step when the document is combined with one or more other such documents, such combination being obvious to a person skilled in the art.

"&" document member of the same patent family

Date of the actual completion of the international search

14 October 2005

Date of mailing of the international search report

21/10/2005

Name and mailing address of the ISA

European Patent Office, P.B. 5818 Patentlaan 2
NL - 2280 HV Rijswijk
Tel. (+31-70) 340-2040, Tx. 31 651 epo nl,
Fax: (+31-70) 340-3016

Authorized officer

Diederer, J

INTERNATIONAL SEARCH REPORT

International application No.
PCT/GB2005/002396

Box II Observations where certain claims were found unsearchable (Continuation of item 2 of first sheet)

This International Search Report has not been established in respect of certain claims under Article 17(2)(a) for the following reasons:

1. ☒ Claims Nos.:
because they relate to subject matter not required to be searched by this Authority, namely:

Although claims 31,32 are directed to a method of treatment of the human/animal body, the search has been carried out and based on the alleged effects of the compound/composition.
2. ☐ Claims Nos.:
because they relate to parts of the International Application that do not comply with the prescribed requirements to such an extent that no meaningful International Search can be carried out, specifically:
3. ☐ Claims Nos.:
because they are dependent claims and are not drafted in accordance with the second and third sentences of Rule 6.4(a).

Box III Observations where unity of invention is lacking (Continuation of item 3 of first sheet)

This International Searching Authority found multiple inventions in this international application, as follows:

1. ☐ As all required additional search fees were timely paid by the applicant, this International Search Report covers all searchable claims.
2. ☐ As all searchable claims could be searched without effort justifying an additional fee, this Authority did not invite payment of any additional fee.
3. ☐ As only some of the required additional search fees were timely paid by the applicant, this International Search Report covers only those claims for which fees were paid, specifically claims Nos.:
4. ☐ No required additional search fees were timely paid by the applicant. Consequently, this International Search Report is restricted to the invention first mentioned in the claims; it is covered by claims Nos.:

Remark on Protest

- ☐ The additional search fees were accompanied by the applicant's protest.
- ☐ No protest accompanied the payment of additional search fees.

INTERNATIONAL SEARCH REPORT

Information on patent family members

International Application No
PCT/GB2005/002396

Patent document cited in search report		Publication date	Patent family member(s)	Publication date
WO 0046195	A	10-08-2000	AT 235465 T	15-04-2003
			AU 2120900 A	25-08-2000
			DE 60001811 D1	30-04-2003
			DE 60001811 T2	24-12-2003
			EP 1159269 A1	05-12-2001
			JP 2003502279 T	21-01-2003
			US 6911465 B1	28-06-2005
WO 9915501	A	01-04-1999	AU 9345098 A	12-04-1999
			BR 9813226 A	29-08-2000
			CA 2304451 A1	01-04-1999
			DE 19742263 A1	01-04-1999
			EP 1017673 A1	12-07-2000
			HU 0004294 A2	28-05-2001
			JP 2001517653 T	09-10-2001
			NO 20001510 A	22-05-2000
			ZA 9807819 A	07-04-1999