B. F. MELTON.

HOPPLES.

No. 194,362. Patented Aug. 21, 1877.

Fig. 1

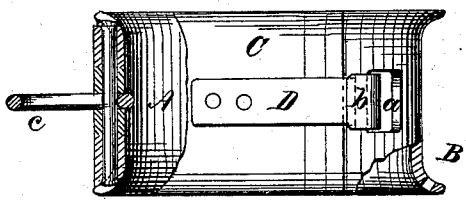

Fig. 2.

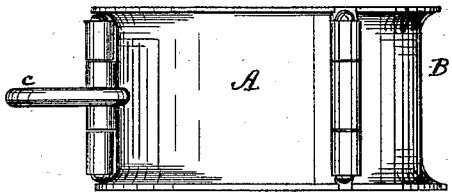

Fig. 3

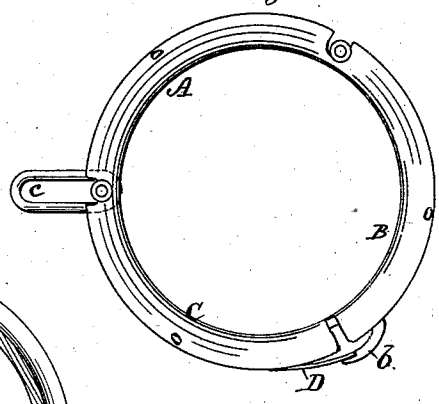

Fig. 4.

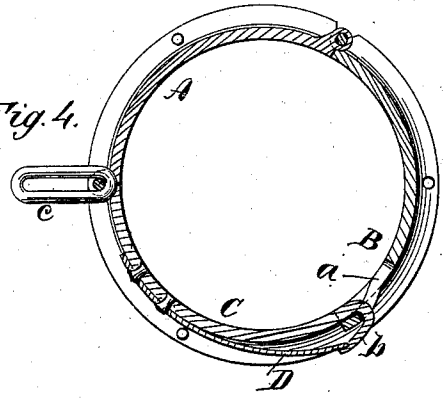

WITNESSES:

C. Neveux

J. A. Scarborough.

INVENTOR:

B. F. Melton.

BY Munn & Co

ATTORNEYS.

N. PETERS, PHOTO-LITHOGRAPHER, WASHINGTON, D. C.

UNITED STATES PATENT OFFICE.

BENJAMIN F. MELTON, OF GAINESVILLE, TEXAS.

IMPROVEMENT IN HOPPLES.

Specification forming part of Letters Patent No. **194,362**, dated August 21, 1877; application filed June 18, 1877.

To all whom it may concern:

Be it known that I, BENJAMIN F. MELTON, of Gainesville, in the county of Cook and State of Texas, have invented a new and Improved Hopple, of which the following is a specification:

Figures 1 and 2 are side elevations of my improved hopple, Fig. 1 being partly in section. Fig. 3 is a plan or top view of the same. Fig. 4 is a transverse sectional view.

Similar letters of reference indicate corresponding parts.

My invention relates to hopples for fettering animals when turned out to graze; and it consists of a metallic band composed of three equal parts, two of which are hinged to a third, and provided with a fastening, by means of which it may be secured to the leg of the animal.

In the drawing, A B C are the parts of the hopple-band, the parts B C being hinged to the part A. The part B is provided with a rectangular opening, *a*, which receives a hook, *b*, formed on the part C. The end of the part B is set out, so that when the parts B C are hooked together the inner surface of the band will be smooth and regular.

A spring, D, is attached to the part C, and its free end rests against the inner surface of the hook *b*, and prevents the parts from becoming unfastened.

A link, *c*, is secured in the joint between the parts A C by the rivet of the joint, and designed to receive a chain attached to another similar jointed band. The edges of the band are flared, and may be perforated, so that a lining may be attached.

The hopple is to be worn by the animal below the pastern-joint, and the chain connecting the two bands may be made adjustable.

Having thus described my invention, I claim as new and desire to secure by Letters Patent—

A hopple consisting of the parts A B C and link *c*, the part B having an opening, *a*, and the part C having the hook *b* and spring D, substantially as herein shown and described.

BENJAMIN F. MELTON.

Witnesses:
CHAS. E. EDWARDS,
P. B. STONER.