

(12) PATENT
(19) AUSTRALIAN PATENT OFFICE

(11) Application No. AU 200024201 B2
(10) Patent No. 764727

(54) Title
Information processing apparatus and method

(51)⁷ International Patent Classification(s)
H04N 007/52 H04L 009/32

(21) Application No: **200024201**

(22) Application Date: **2000.03.30**

(30) Priority Data

(31) Number	(32) Date	(33) Country
11-091562	1999.03.31	JP

(43) Publication Date : **2000.10.05**

(43) Publication Journal Date : **2000.10.05**

(44) Accepted Journal Date : **2003.08.28**

(71) Applicant(s)
Canon Kabushiki Kaisha

(72) Inventor(s)
Toshiyuki Nakagawa


(74) Agent/Attorney
SPRUSON and FERGUSON,GPO Box 3898,SYDNEY NSW 2001

(56) Related Art
WO 97/43853
WO 99/11064
EP 901129

Information Processing Apparatus and Method

Abstract of the Disclosure

5 There is provided an information processing method/apparatus for demultiplexing (by means of demultiplexer 2) object streams from a datastream which includes a plurality of object streams each having predetermined information, and decoding (by means of decoding circuits 15,16,17,18), synthesizing (by means of scene synthesization circuit 30), and outputting the object streams (by means of output
10 equipment 31), wherein the object streams are authenticated, and whether or not the playback control of a predetermined object stream is done before or after decoding of the predetermined object stream is determined in accordance with the method and result of authenticaion.



AUSTRALIA

PATENTS ACT 1990

COMPLETE SPECIFICATION

FOR A STANDARD PATENT

ORIGINAL

Name and Address of Applicant :	Canon Kabushiki Kaisha 30-2 Shimomaruko 3-chome Ohta-ku Tokyo Japan
Actual Inventor(s):	Toshiyuki Nakagawa
Address for Service:	Spruson & Ferguson St Martins Tower 31 Market Street Sydney NSW 2000
Invention Title:	Information Processing Apparatus and Method

The following statement is a full description of this invention, including the best method of performing it known to me/us:-

INFORMATION PROCESSING APPARATUS AND METHOD

BACKGROUND OF THE INVENTION

Field of the Invention

5 The present invention relates to an information processing apparatus and method and, more particularly, to an information process for protecting the intellectual property right of input data.

Related Background Art

10 In recent years, as a method of transmitting a single bitstream by combining multimedia data containing a plurality of objects such as motion image data, audio data, and the like, so-called MPEG-4 (Moving Picture Experts Group Phase 4) is standardized.

15 The receiver (player) of MPEG-4 plays back, e.g., motion image scenes in association with audio data. In such MPEG-4 player, various use limits must be imposed on some or all data to attain copyright protection and the like.

20 The aforementioned MPEG-4 datastream has a function of independently transmitting/receiving many video scenes and video objects on a single stream unlike in a conventional multimedia stream. As for audio data, many objects can be similarly restored from

25 a single stream. That is, the MPEG-4 data stream contains BIFS (Binary Format for Scenes) that modifies VRML (Virtual Reality Modeling Language) as information

for synthesizing these scenes. Note that BIFS is information that describes MPEG-4 scenes using binary data.

5 Since individual objects required for synthesizing scenes are transmitted after they individually undergo optimal coding, they are also individually decoded by the decoder, and scenes are synthesized and played back by synchronizing the time axes of individual data with that used in the player in accordance with the
10 description in BIFS.

In this manner, since the MPEG-4 player synthesizes a plurality of objects, use limits based on the alleged copyright must be imposed on these objects. For this purpose, a system for obtaining authentication
15 information pertaining to the use of copyrighted information in units of objects is proposed.

In general, in order to realize copyright protection, the transmitter must execute a process for encrypting data to be transmitted or embedding
20 copyright information as a digital watermark in data to be transmitted.

The receiver, i.e., the player acquires information for decrypting (decoding) the encrypted data, or information required for authenticating the
25 digital watermark when the user has paid a given fee for the copyrighted information, and decodes and plays back the data that have undergone the aforementioned

process, and contain desired motion image data and audio data. Upon decrypting the encrypted data or authentication using the digital watermark, copyright protection is assured by limiting the number of times
5 of copying of data or inhibiting a given object from being edited with other objects.

In this manner, the receiver decodes and plays back the received multimedia data after decryption or authentication using the digital watermark.

10 However, when copyright information is embedded as a digital watermark in multimedia data to protect the copyright, that copyright information embedded in the multimedia data cannot be extracted until the multimedia data is decoded.

15 Decryption can be done before the multimedia data is decoded. However, authentication of the digital watermark can be done only after the multimedia data is decoded. For this reason, the playback control of multimedia data protected by the copyright information
20 must be able to cope with encryption or digital watermarking.

SUMMARY OF THE INVENTION

25 Under the circumstances, it is an object of the present invention to provide an information processing apparatus and method which can reliably control playback of information data to protect the

intellectual property right involved even when the intellectual property information has undergone an encryption process or the intellectual property information is embedded in the information data as a digital watermark to protect the intellectual property right.

In order to achieve the above object, an information processing method/apparatus according to one preferred embodiment of the present invention is an information processing method/apparatus for demultiplexing object streams from a datastream which includes a plurality of object streams each having predetermined information, and decoding, synthesizing, and outputting the object streams, wherein the object streams are authenticated, and whether or not the playback control of a predetermined object stream is done before or after decoding of the predetermined object stream is determined in accordance with an authentication method and the authentication result.

Also, an information processing method/apparatus according to another preferred embodiment of the present invention is an information processing method/apparatus for demultiplexing object streams from a datastream which includes a plurality of object streams each having predetermined information, scene description information for synthesizing information contained in the plurality of object streams, and

management information for managing a copyright of the information, playing back each information, and synthesizing and outputting the information on the basis of the scene description information, wherein at least one object stream is authenticated on the basis of the management information, and whether the playback control of the object stream is done before or after decoding of the object stream is determined in accordance with an authentication method and the authentication result.

Furthermore, an information processing method/apparatus according to another preferred embodiment of the present invention is an information processing method/apparatus wherein encoded information data, and management data used to protect an intellectual property right of the information data are input, an authentication method for the information data is discriminated on the basis of the management data, and whether the playback control of the encoded information data is done before or after decoding of the information data is controlled in accordance with a discrimination result of the discrimination step.

Other objects, features and advantages of the invention will become apparent from the following detailed description taken in conjunction with the accompanying drawings.

BRIEF DESCRIPTION OF THE DRAWINGS

Fig. 1 is a block diagram showing the arrangement of the overall information processing apparatus according to an embodiment of the present invention;

5 Fig. 2 is a block diagram showing the arrangement of an IPMP control unit 20 according to the embodiment of the present invention;

10 Fig. 3 is a flow chart for explaining the operation of the IPMP control unit 20 according to the embodiment of the present invention;

Fig. 4 is a flow chart for explaining the operation of a motion image decoding circuit 17 according to the embodiment of the present invention;

15 Fig. 5 is a timing chart for explaining the concept of operations upon permitting motion image playback in the processing according to the embodiment of the present invention; and

20 Fig. 6 is a timing chart for conceptually explaining the operations upon inhibiting motion image playback in the processing according to the embodiment of the present invention.

DETAILED DESCRIPTION OF THE PREFERRED EMBODIMENTS

25 The preferred embodiment of the present invention will be described in detail hereinafter with reference to the accompanying drawings.

Fig. 1 is a schematic block diagram showing the

arrangement of an MPEG-4 player according to an embodiment of the present invention.

Referring to Fig. 1, a transmission line 1 is represented by various networks, and is a network on which an MPEG-4 bitstream is distributed in this embodiment. Note that the transmission line of this embodiment includes, e.g., a storage medium itself such as a magnetic tape, hard disk, DVD-RAM, or the like in addition to a so-called communication line.

In the apparatus of this embodiment, upon receiving an MPEG-4 bitstream distributed from the network or played back from the storage medium, the received MPEG-4 bitstream is input to a demultiplexer 2. The demultiplexer 2 demultiplexes the received MPEG-4 bitstream into scene description data including graphic data, audio object data, motion image object data, object description data, and the like, which are respectively input to sync. layer processing circuits 3 to 6.

Note that the audio object data has undergone high-efficiency (compression) coding such as known CELP (Code Excited Linear Prediction) coding, TWINVQ (Transform domain Weighted INterleave Vector Quantization) coding, or the like. The motion object data has undergone high-efficiency coding by, e.g., known MPEG-2, H.263, or the like. Also, the object description data contains, e.g., animation, or the

like, and is similarly encoded in a format suitable for each description data.

5 Since the scene description data including graphic data, audio object data, motion image object data, object description data, and the like, which are synchronized by the sync. layer processing circuits 3 to 6 in accordance with time information called a time stamp appended to the bitstream, have undergone coding such as high-efficiency (compression) coding, and the
10 like, as described above, they are decoded by decoding circuits 15 to 18 in units of objects.

15 Since this embodiment assumes an apparatus capable of decoding even when an MPEG-4 bitstream contains objects of two different types for each of audio object, motion image object and object description data, two sync. layer processing circuits and two decoding circuits are prepared in correspondence with the audio objects, motion image objects, and object
20 description data.

25 The audio object, motion image object and object description data that have been decoded by the decoding circuits 16, 17, and 18 are supplied to a scene synthesization circuit 30, and a scene is played back and the graphic data is processed on the basis of the scene description information decoded by the decoding circuit 15. A final multimedia data sequence obtained in this manner is supplied to an output equipment 31

represented by a display, printer, or the like, and is visualized.

The received datastream in this embodiment is appended with IPMP (Intellectual Property Management and Protection) information described in, e.g.,
5 Japanese Patent Application No. 10-295937 proposed previously, assuming that control for stopping or restarting playback of individual audio or motion image objects that form each scene is required for, e.g.,
10 copyright protection.

In the apparatus of this embodiment, the IPMP information is extracted by the demultiplexer 2, and is supplied to an IPMP control unit 20. The IPMP control unit 20 cuts off a bitstream or accesses the decoding
15 circuits 16 to 18 at access points 10, 11, and 12, or 25, 26, and 27 in Fig. 1 to stop their operations, as needed. In this manner, even when a bitstream including contents that require copyright protection is input, it can be prevented from being played back
20 normally.

Fig. 2 is a block diagram showing an example of the arrangement of the IPMP control unit 20 shown in Fig. 1.

Referring to Fig. 2, a CPU 40 for arithmetic
25 operation/control controls the IPMP control unit 20. A ROM 50 stores a permanent or fixed control program 50a, fixed parameters 50b, and the like. A RAM 60 is used

as a temporary storage of the CPU 40, and includes an information area 60a for storing information such as command data, time data, and the like, and a program load area 60b for storing programs loaded from an external storage device 70. The external storage device 70 comprises an external storage medium such as a floppy disk, CD-ROM, or the like, and stores programs to be loaded onto the program load area 60b.

An input interface 80 receives IPMP information from the demultiplexer 2 and time information from the sync. layer processing circuits 4 to 6. An output interface 90 outputs an access point control signal to the access points 10 to 12, and a decoding circuit control signal to the decoding circuits 16 to 18.

In this embodiment, the IPMP control unit 20 is depicted as an independent processor element. Alternatively, some or all functions of the MPEG-4 player may be controlled by the CPU 40 or may be implemented by software, as is known to those who are skilled in the art.

The operation of the MPEG-4 player according to this embodiment, especially, operation using IPMP information, will be described in detail below with reference to the flow charts shown in Figs. 3 and 4.

Fig. 3 is a flow chart for explaining the operation of the IPMP control unit 20 when the MPEG-4 player receives an MPEG-4 bitstream. Assume that the

MPEG-4 bitstream is composed of a bitstream of motion image data in units of packets, and a bitstream of IPMP information pertaining to the motion image data, for the sake of simplicity.

5 In step 200, the next packet is obtained from the bitstream of IPMP information demultiplexed by the demultiplexer 2.

10 Whether or not the next packet is present is determined in step 201 to check if the stream has reached its end. If YES in step 201, the processing ends; otherwise, the flow advances to step 202.

15 It is checked in accordance with IPMP information in the obtained packet in step 202 if that IPMP information and copyright information of corresponding motion image data are embedded as a digital watermark in the motion image data.

 The IPMP control unit 20 can make this decision by checking the format of the IPMP information.

20 More specifically, the IPMP information includes a description of the following IPMP object type designation at the beginning of the information. When IPMPS_Type in this description is "0", copyright information is not embedded as a digital watermark; when IPMPS_Type is "1", copyright information is
25 embedded as a digital watermark. This IPMPS_Type is set in advance by the copyright holder or contents sender, and the IPMP control unit determines by

identifying IPMPS_Type in the IPMP information if the copyright information of corresponding motion image data is embedded as a digital watermark in that motion image data.

5 If it is determined in step 202 that the copyright information is embedded as a digital watermark, the flow advances to step 203; otherwise, the flow advances to step 209.

10 In step 203, a startup notice including a requirement of notice after decoding is sent to the motion image decoding circuit 17 to start up the motion image decoding circuit (or to continue its operation), since the motion image data must be decoded and the copyright information embedded as a digital watermark must be extracted. Then, the flow advances to step 15 204. In step 204, the control waits for a notice indicating completion of the decoding processing. Upon receiving that notice, the flow advances to step 205.

20 In step 205, the copyright information embedded as a digital watermark is extracted from the motion image data decoded by the motion image decoding circuit 17, and authentication is done using the extracted copyright information and the IPMP information corresponding to that motion image data.

25 It is checked in step 206 if authentication has succeeded. If YES in step 206, the control unit notifies the motion image decoding circuit 17 of

completion of authentication. On the other hand, if authentication has failed, since a scene must be inhibited from being played back, the flow advances to step 208 to control the access point 26 to stop data supply from the motion image decoding circuit 17 to the scene synthesization circuit 25. In this manner, when authentication has failed, motion image data can be inhibited from being played back.

In step 212, the packet of the stream obtained in step 200 is released, and the flow returns to step 200 to obtain the next packet.

If it is determined in step 202 that the copyright information is not embedded as a digital watermark (i.e., the copyright information is appended by a method other than digital watermarking or no copyright information is appended), the flow advances to step 209.

If the copyright information is appended to the motion image data, authentication is done using the copyright information, and IPMP information corresponding to that motion image data. On the other hand, if no copyright information is appended, authentication is done using the IPMP information alone. It is then checked in step 210 if authentication has succeeded.

If authentication has succeeded, since the motion image data need only be decoded, a startup notice which

does not include any requirement of notice after decoding is sent to the motion image decoding circuit 17 to start up the motion image decoding circuit 17 (or to continue its operation) in step 211. The flow then advances to step 212. On the other hand, if authentication has failed, since motion image data need not be decoded, the flow jumps to step 212.

Fig. 4 is a flow chart for explaining the operation of the motion image decoding circuit 17 when the MPEG-4 player receives an MPEG-4 bitstream. Assume that the format of the MPEG-4 bitstream is the same as that in the case of Fig. 3 above.

Upon receiving the startup notice from the IPMP control unit 20, the motion image decoding circuit 17 decodes a packet of a bitstream of motion image data demultiplexed by the demultiplexer 2 in step 300.

Upon completion of decoding of the packet, the flow advances to step 301 to check if the startup notice which is received from the IPMP control unit 20 includes a requirement of notice after decoding.

As has been explained in the description of Fig. 3, when the copyright information of motion image data is embedded as a digital watermark in the motion image data, since authentication must be done after decoding of the motion image data, the startup notice sent from the IPMP control unit 20 to the motion image decoding circuit 17 includes a requirement of notice

after decoding. On the other hand, when the copyright information of motion image data is not embedded as a digital watermark in the motion image data (i.e., the copyright information is appended by a method other than digital watermarking or no copyright information is appended), since authentication is complete before decoding of the motion image data, the startup notice sent from the IPMP control unit 20 to the motion image decoding circuit 17 does not include any requirement of notice after decoding.

In this case, if the startup notice received from the IPMP control unit 20 includes a requirement of notice after decoding, the flow advance to step 302; otherwise, the processing ends.

In step 302, the decoding circuit 17 notifies the IPMP control unit 20 of completion of motion image decoding, and the flow advances to step 303. Upon receiving the notice, the IPMP control unit 20 executes authentication in step 205 described above.

In step 303, the decoding circuit 17 waits for a notice of completion of authentication from the IPMP control unit 20. If it is determined in step 206 described in Fig. 3 that authentication has succeeded, since a notice of completion of authentication is issued to the motion image decoding circuit 17 in step 207, a scene synthesis process in the scene synthesization circuit is started in response to that

notice of completion of authentication. However, if it is determined in step 206 that authentication has failed, since no notice of completion of authentication is sent to the motion image decoding circuit 17, the operation of the motion image decoding circuit 17 halts.

On the other hand, when means that implement the data processing method according to the present invention are provided in the form of a program, since it is a common practice to process streams of audio object data, motion image object data, IPMP information, and the like in independent threads, synchronization must be taken among these threads. In this embodiment, a mechanism such as known semaphores, event flags, and the like is used to synchronize the threads.

For the purpose of better understanding of the operation of this embodiment, the operations of this embodiment will be conceptually explained below using the timing charts shown in Figs. 5 and 6.

Fig. 5 is a timing chart when authentication using copyright information embedded as a digital watermark in motion image data has succeeded.

In this case, an IPMP thread manages threads for processing data corresponding to IPMP information. Therefore, when IPMP information is appended to a motion image object, the operation of a motion image

decoding thread (to be referred to as a video thread hereinafter) is controlled by the IPMP thread.

Upon receiving the IPMP information corresponding to motion image packet data in which copyright information is embedded as a digital watermark, the IPMP thread starts up the video thread, which performs decoding of the motion image data.

Upon completion of decoding, the video thread sends a notice of decoding completion to the IPMP thread.

The IPMP thread executes authentication using the copyright information embedded as a digital watermark, which can be extracted after decoding, and the IPMP information. When authentication has succeeded and playback of that motion image object is permitted, the IPMP thread sends a notice of authentication completion to the video thread. Upon receiving the notice, the video thread restarts operation and supplies decoded motion image data to the scene synthesization circuit, thus allowing to play back the motion image data.

Fig. 6 is a timing chart when authentication using copyright information embedded as a digital watermark in motion image data has failed.

In the timing chart shown in Fig. 6, when the authentication in the IPMP thread has failed and playback of the motion image object is inhibited unlike in Fig. 5, no notice of authentication completion is

sent to the video thread, and the video thread stops its operation. The decoded motion image data is not supplied to the scene synthesization circuit, and motion image data is not played back.

5 In this embodiment, the MPEG-4 bitstream is composed of a bitstream of motion image data in units of packets, and a bitstream of IPMP information pertaining to the motion image data. Also, IPMP information can be appended to respective object data
10 that form the motion image data, and audio data in addition to the motion image data, and a target in which copyright information is embedded as a digital watermark is not limited to motion image data but may be respective object data that form the motion image
15 data, and audio data.

 In this embodiment, when authentication has failed, playback of data is inhibited by two methods, i.e., a method of cutting off the access point and a method of stopping the operation of the decoding
20 circuit. Of course, one or both of these methods may be used.

 Especially, when only the latter method is used, access points for cutting off streams need not be set. By stopping the operations of the decoding circuits
25 themselves, the decoding circuits 15 to 18 can be prevented from supplying nonsensical data to the scene synthesization circuit 30, power and time savings in

the decoding circuits 15 to 18 can be achieved, and operation errors of the scene synthesization circuit can be prevented more reliably.

5 However, since this method cannot avoid data that have already been decoded by the decoding circuits 15 to 18 from flowing out to the scene synthesization circuit, data playback can be inhibited more reliably by also cutting off streams at the access points.

10 Note that the present invention may be applied to either a system constituted by a plurality of equipments (e.g., a host computer, an interface device, a reader, a printer, and the like), or an apparatus consisting of a single equipment (e.g., a copying machine, a facsimile apparatus, or the like).

15 The objects of the present invention are also achieved by supplying a storage medium, which records a program code of a software program that can implement the functions of the above-mentioned embodiments to the system or apparatus, and reading out and executing the program code stored in the storage medium by a computer (or a CPU or MPU) of the system or apparatus.

20 In this case, the program code itself read out from the storage medium implements the functions of the above-mentioned embodiments, and the storage medium which stores the program code constitutes the present invention.

As the storage medium for supplying the program

code, for example, a floppy disk, hard disk, optical disk, magneto-optical disk, CD-ROM, CD-R, magnetic tape, nonvolatile memory card, ROM, and the like may be used.

5 The functions of the above-mentioned embodiments may be implemented not only by executing the readout program code by the computer but also by some or all of actual processing operations executed by an OS (operating system) running on the computer on the basis
10 of an instruction of the program code.

 Furthermore, the functions of the above-mentioned embodiments may be implemented by some or all of actual processing operations executed by a CPU or the like arranged in a function extension board or a function
15 extension unit, which is inserted in or connected to the computer, after the program code read out from the storage medium is written in a memory of the extension board or unit.

 When the present invention is applied to the
20 storage medium, the storage medium stores program codes corresponding to the above-mentioned flow charts. That is, program codes that include modules stored in the external storage device 70 shown in Fig. 2 are stored in the storage medium.

25 As described above, according to the above embodiment, upon demultiplexing and playing back object streams from a datastream that contains a plurality of

object streams each having predetermined information,
playback control of object data protected by copyright
information can be done not only before decoding of the
data but also after decoding, and more flexible
5 copyright authentication can be achieved.

Especially, whether or not playback control of the
object data is done before or after decoding of the
data can be determined based on if copyright
information is embedded in the object data as a digital
10 watermark.

In other words, the foregoing description of
embodiments has been given for illustrative purposes
only and not to be construed as imposing any limitation
in every respect.

15 The scope of the invention is, therefore, to be
determined solely by the following claims and not
limited by the text of the specifications and
alterations made within a scope equivalent to the scope
of the claims fall within the true spirit and scope of
20 the invention.

~~WHAT IS CLAIMED IS:~~ The claims defining the invention are as follows:

1. An information processing method for demultiplexing object streams from a datastream which including a plurality of object streams each having predetermined information, and decoding, synthesizing, and outputting each of the object streams, comprising:
 - a) an authentication step of authenticating the object stream; and
 - b) a control step of controlling playback of the object stream in accordance with an authentication result of said authentication step, wherein said control step includes a step of determining in accordance with an authentication method whether or not the playback control is done before or after decoding of a predetermined object stream.
2. A method according to claim 1, wherein information in the predetermined object stream has undergone high-efficiency coding.
3. A method according to claim 2, wherein said control step includes a step of controlling playback of the predetermined object stream by stopping or executing decoding of the information that has undergone high-efficiency coding.
4. A method according to claim 1, wherein said

control step includes a step of controlling playback of the predetermined object stream in accordance with an intellectual property management stream contained in the plurality of object streams.

5

5. A method according to claim 4, wherein said authentication step includes a step of authenticating the predetermined object stream in accordance with the intellectual property management stream.

10

6. A method according to claim 5, wherein said authentication step includes a step of determining in accordance with a type of the intellectual property management stream whether the authentication is done before or after decoding of the predetermined object stream.

15

7. A method according to claim 5, wherein said authentication step includes a step of determining whether the authentication is done before or after decoding of the predetermined object stream, depending on whether or not inherent intellectual property information used in authentication is embedded in the predetermined object stream as a digital watermark.

25

8. A method according to claim 1, wherein the plurality of object streams are MPEG-4 bitstreams.

9. A method according to claim 4, wherein said control step includes a step of controlling playback of the predetermined object stream by managing multi-thread processing in units of streams on the basis of the intellectual property management stream.

10. A computer readable storage medium storing a program of information processing of claim 1.

11. An information processing method for demultiplexing object streams from a datastream which includes a plurality of object streams each having predetermined information, scene description information for synthesizing information contained in the plurality of object streams, and management information for managing a copyright of the information, playing back each information, and synthesizing and outputting the information on the basis of the scene description information, comprising:

a) an authentication step of authenticating at least one object stream on the basis of the management information; and

b) a control step of controlling playback of the object stream in accordance with an authentication result of said authentication step,

wherein said control step includes a step of determining in accordance with an authentication method

whether the playback control is done before or after decoding of the object stream.

5 12. A computer readable storage medium storing a program of information processing of claim 11.

10 13. An information processing apparatus for demultiplexing object streams from a datastream which includes a plurality of object streams each having predetermined information, and decoding, synthesizing, and outputting the object streams, comprising:

a) authentication means for authenticating the object streams; and

15 b) control means for controlling playback of the object streams in accordance with an output from said authentication means,

20 wherein said control means determines in accordance with an authentication method whether or not the playback control is done before or after decoding of a predetermined object stream.

25 14. An apparatus according to claim 13, wherein information in the predetermined object stream has undergone high-efficiency coding.

15. An apparatus according to claim 14, wherein said control means controls playback of the

predetermined object stream by stopping or executing decoding of the information that has undergone high-efficiency coding.

5 16. An apparatus according to claim 13, wherein said control means controls playback of the predetermined object stream in accordance with an intellectual property management stream contained in the plurality of object streams.

10

17. An apparatus according to claim 16, wherein said authentication means authenticates the predetermined object stream in accordance with the intellectual property management stream.

15

18. An apparatus according to claim 17, wherein said authentication means determines in accordance with a type of the intellectual property management stream whether the authentication is done before or after decoding of the predetermined object stream.

20

19. An apparatus according to claim 17, wherein said authentication means determines whether the authentication is done before or after decoding of the predetermined object stream, depending on whether or not inherent intellectual property information used in authentication is embedded in the predetermined object

25

stream as a digital watermark.

20. An apparatus according to claim 13, wherein the plurality of object streams are MPEG-4 bitstreams.

5

21. An apparatus according to claim 16, wherein said control means controls playback of the predetermined object stream by managing multi-thread processing in units of streams on the basis of the intellectual property management stream.

10

22. An information processing apparatus for demultiplexing object streams from a datastream which includes a plurality of object streams each having predetermined information, scene description information for synthesizing information contained in the plurality of object streams, and management information for managing a copyright of the information, playing back each information, and synthesizing and outputting the information on the basis of the scene description information, comprising:

15

20

a) authentication means for authenticating at least one object stream on the basis of the management information; and

25

b) control means for controlling playback of the object stream in accordance with an output from said authentication means,

wherein said control means determines in accordance with an authentication method whether the playback control is done before or after decoding of the object stream.

- 5 23. An information processing method comprising the steps of:
- a) an input step of inputting encoded information data, and management data used for managing intellectual property of the information data;
 - b) a discrimination step of discriminating a type of intellectual property management for the information data on the basis of the management data; and
 - 10 c) a control step of effecting playback control of the encoded information data,

wherein said control step includes a step of controlling in accordance with a discrimination result of the discrimination step whether the playback control in the control step is done before or after decoding of the information data.

15

24. A method according to claim 23, wherein the information data is a datastream containing a plurality of object streams each having predetermined information.

20

25. A method according to claim 24, wherein the datastream complies with MPEG-4 standards.

26. A method according to claim 25, wherein the management data is IPMP data complying with the MPEG-4 standards.

25

27. A method according to claim 23, wherein the information data is image data.

28. A method according to claim 23, wherein the information data is audio data.

30

29. A method according to claim 23, wherein said discrimination step includes a step of discriminating if the intellectual property management is of a type of management using a digital watermark.

30. An information processing apparatus comprising:

35

- a) input means for inputting encoded information data, and management data for managing intellectual property of the information data;

b) discrimination means for discriminating a type of intellectual property management for the information data on the basis of the management data; and

c) control means for effecting playback control of the encoded information data,

5 wherein said control means controls in accordance with a discrimination result of said discrimination means whether the playback control in the control step is done before or after decoding of the information data.

31. An apparatus according to claim 30, wherein the information data is a datastream
10 containing a plurality of object streams each having predetermined information.

32. An apparatus according to claim 31, wherein the datastream complies with MPEG-4 standards.

15 33. An apparatus according to claim 32, wherein the management data is IPMP data complying with the MPEG-4 standards.

34. An apparatus according to claim 30, wherein the information data is image data.

20 35. An apparatus according to claim 30, wherein the information data is audio data.

36. An apparatus according to claim 30, wherein said discrimination means discriminates if the intellectual property management is of a type of management using a digital watermark.

25 37. An information processing method substantially as described herein with reference to the accompanying drawings.

38. An information processing apparatus substantially as described herein with
30 reference to the accompanying drawings.

DATED this third Day of July, 2003

Canon Kabushiki Kaisha

Patent Attorneys for the Applicant

SPRUSON & FERGUSON


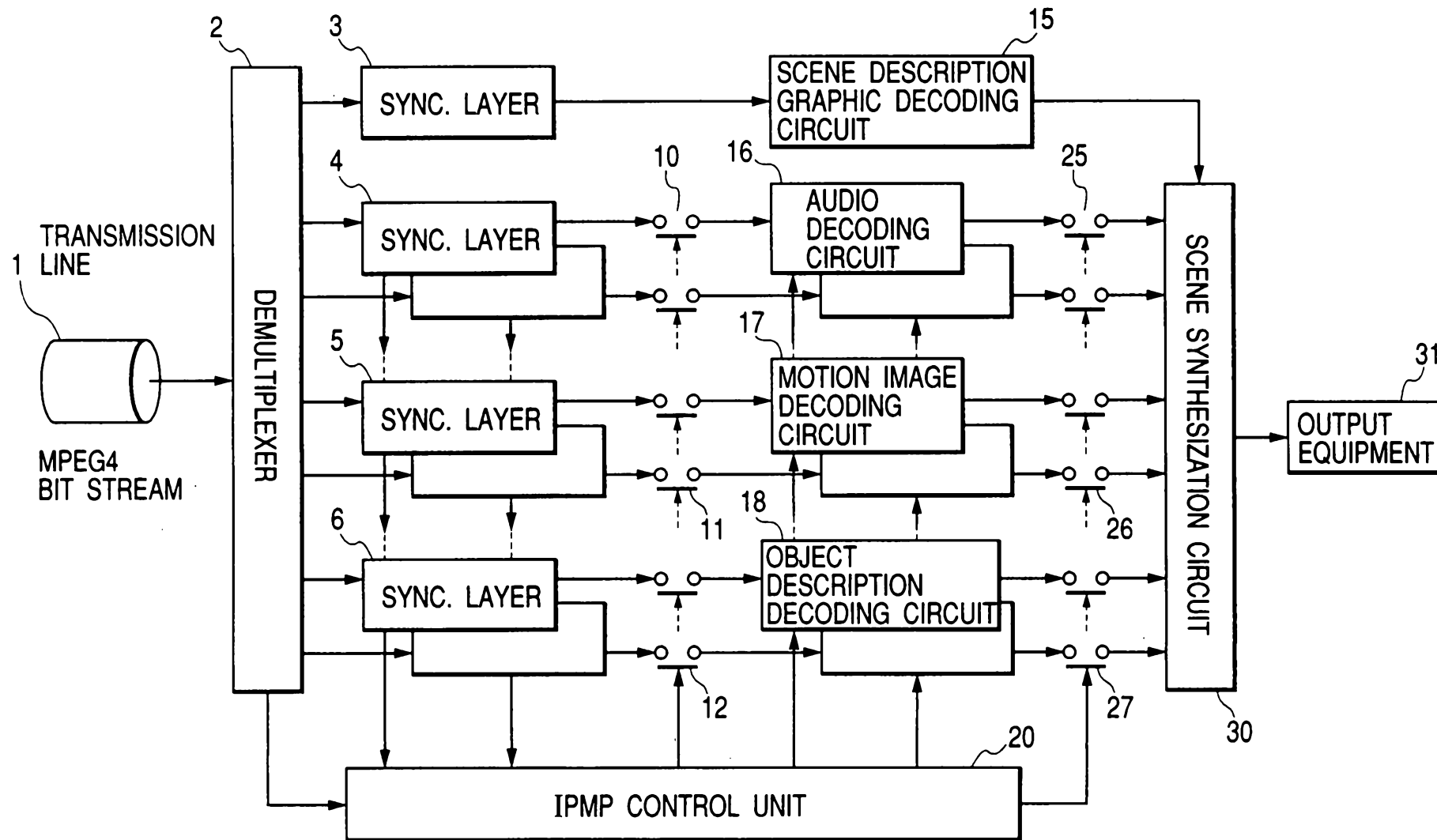


FIG. 1






FIG. 2

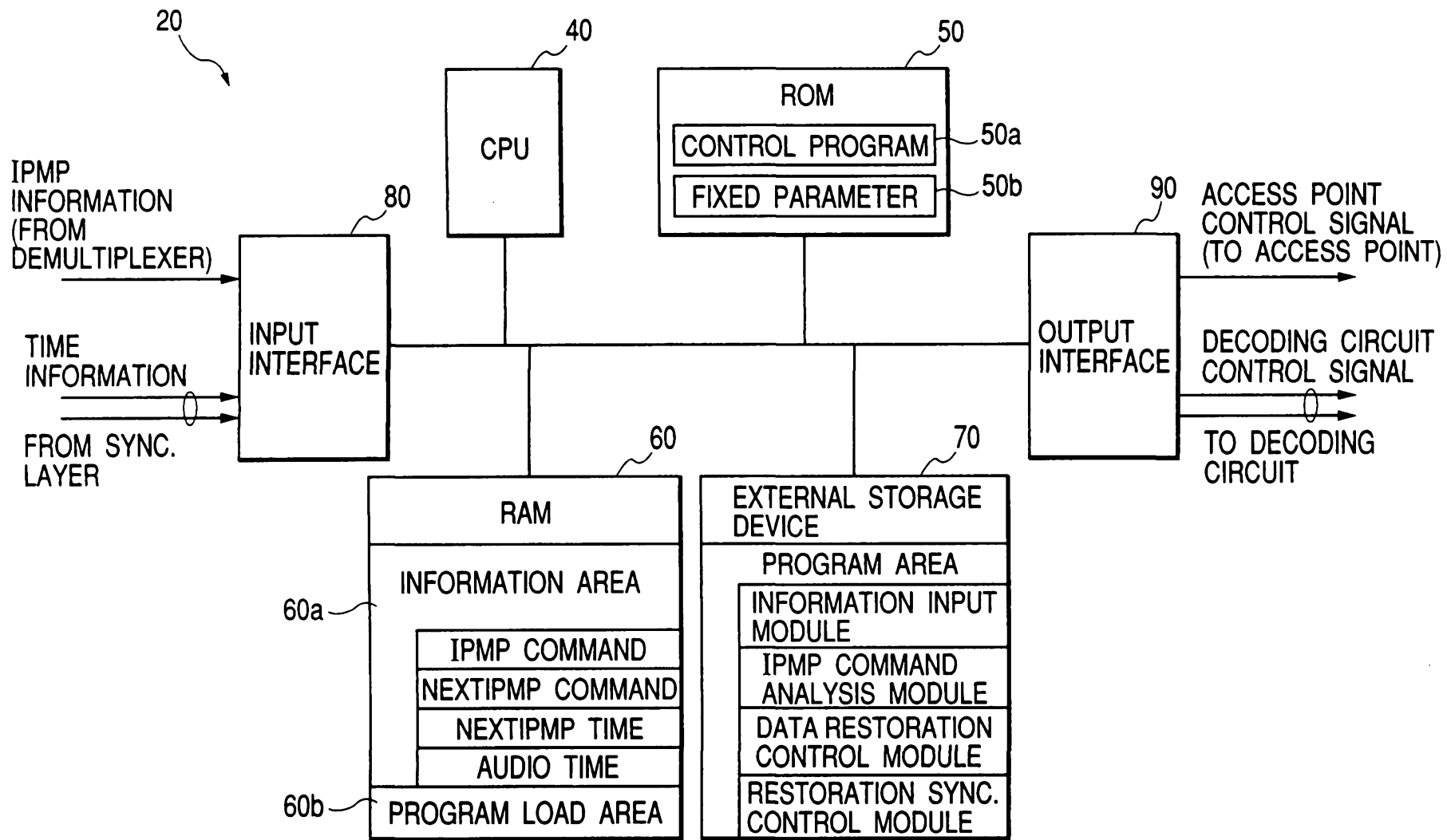


FIG. 3

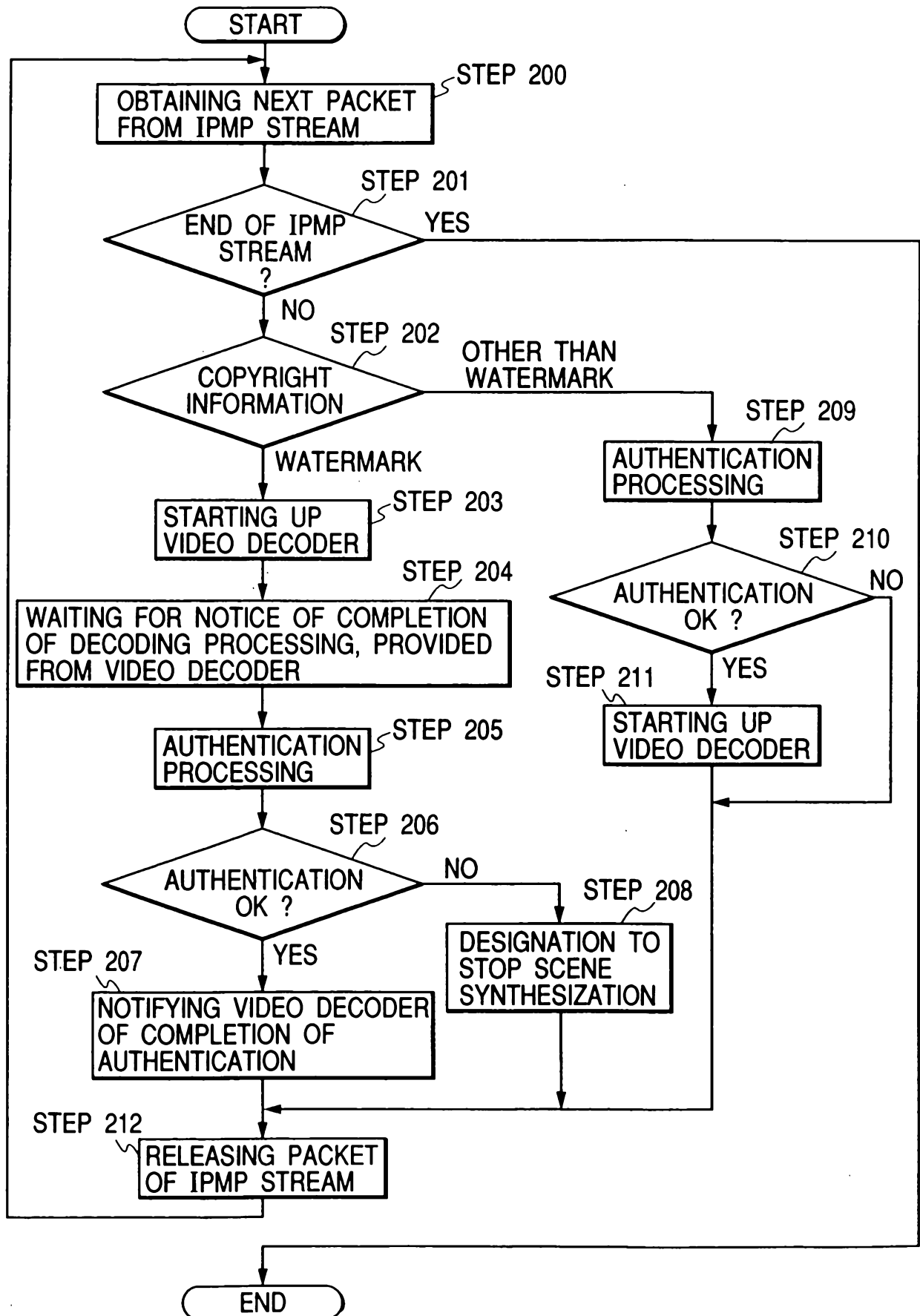


FIG. 4

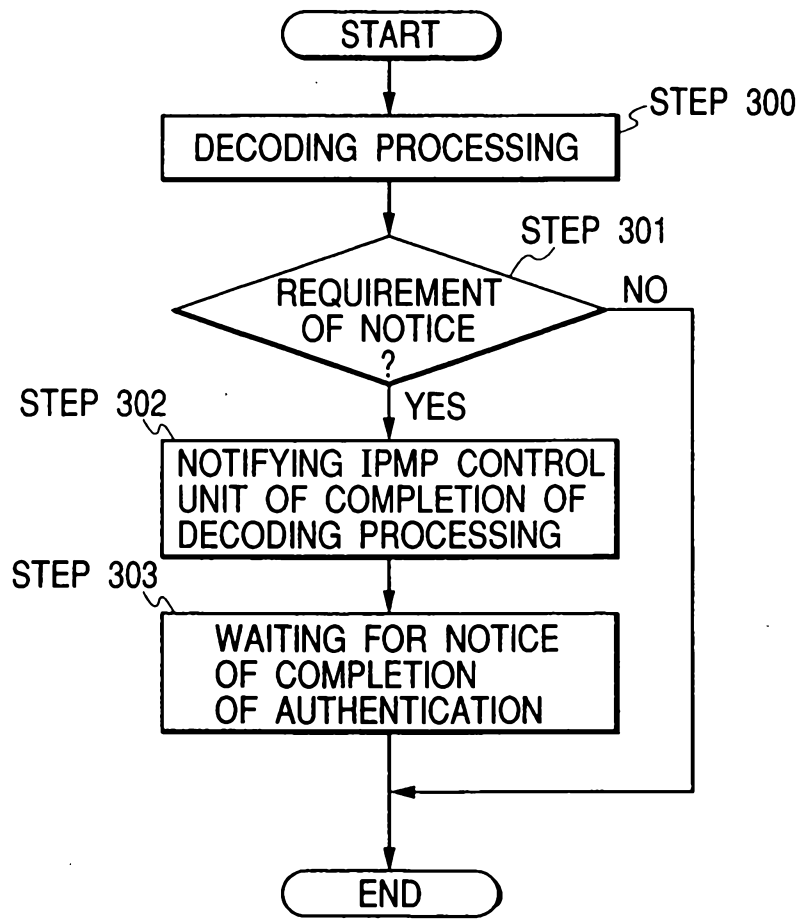


FIG. 5

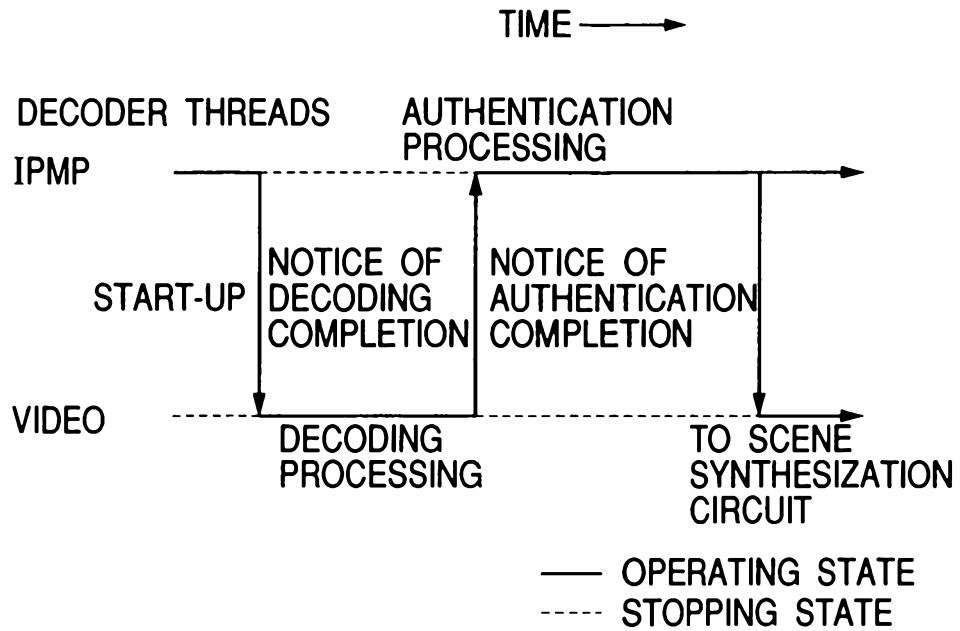


FIG. 6

