

(12) **United States Design Patent**
Son et al.

(10) **Patent No.:** **US D593,069 S**
(45) **Date of Patent:** **** May 26, 2009**

(54) **SPEAKER FOR HOME THEATER**

(75) Inventors: **Chae-Joo Son**, Seoul (KR); **Jae-Hyung Kim**, Kyunggi-do (KR)

(73) Assignee: **Samsung Electronics Co., Ltd.**, Suwon, Kyunggi-do (KR)

(**) Term: **14 Years**

(21) Appl. No.: **29/308,013**

(22) Filed: **May 22, 2008**

(51) **LOC (9) Cl.** **14-01**

(52) **U.S. Cl.** **D14/215**

(58) **Field of Classification Search** D14/204,
D14/210–216, 172; 181/143–144, 147–148,
181/150–153, 157, 198–199; 381/300–303,
381/306, 332–333, 336, 345, 361–364, 386–388
See application file for complete search history.

(56) **References Cited**

U.S. PATENT DOCUMENTS

D437,843	S	*	2/2001	Masui	D14/215
D480,383	S	*	10/2003	Bolton et al.	D14/214
D488,459	S	*	4/2004	Ota	D14/211
D540,780	S		4/2007	Kim		
D545,300	S		6/2007	Hong et al.		
D548,222	S		8/2007	Kim		
D551,655	S		9/2007	Kim		
D570,333	S		6/2008	Cho		
D570,828	S		6/2008	Cho		
D571,786	S		6/2008	Cho		

OTHER PUBLICATIONS

U.S. Appl. No. 29/301,704, filed Mar. 13, 2008, Applicant Chae-Joo Son, entitled Speaker.
U.S. Appl. No. 29/307,944, filed May 20, 2008, Applicant Jae-Hyung Kim, entitled Speaker.
U.S. Appl. No. 29/307,940, filed May 20, 2008, Applicant Jae-Hyung Kim, entitled Speaker.
U.S. Appl. No. 29/308,010, filed May 22, 2008, Applicant Jae-Hyung Kim, entitled Speaker for Home Theater.
U.S. Appl. No. 29/308,011, filed May 22, 2008, Applicant Chae-Joo Son, entitled Speaker for Home Theater.

* cited by examiner

Primary Examiner—Nanda Bondade

(74) *Attorney, Agent, or Firm*—Flynn, Thiel, Boutell & Tanis, P.C.

(57) **CLAIM**

The ornamental design for a speaker for home theater, as shown and described.

DESCRIPTION

FIG. 1 is a top front perspective view of a speaker for home theater showing our new design;

FIG. 2 is a front elevational view thereof;

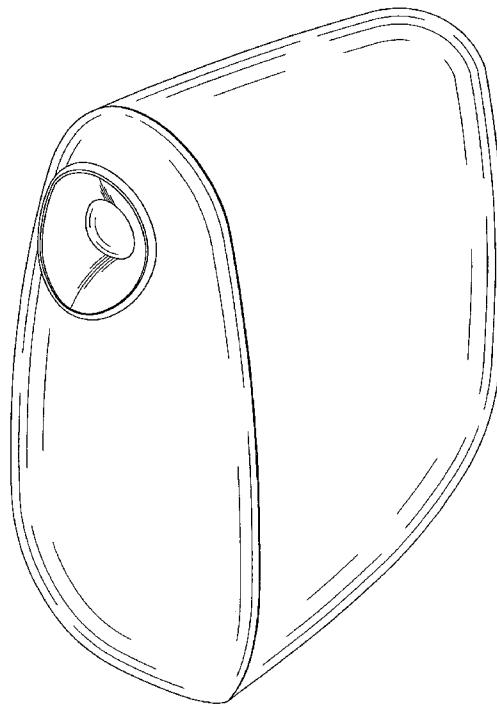
FIG. 3 is a rear elevational view thereof;

FIG. 4 is a left side elevational view, the right side elevational view being a mirror image thereof;

FIG. 5 is a top plan view thereof; and,

FIG. 6 is a bottom plan view thereof.

1 Claim, 4 Drawing Sheets



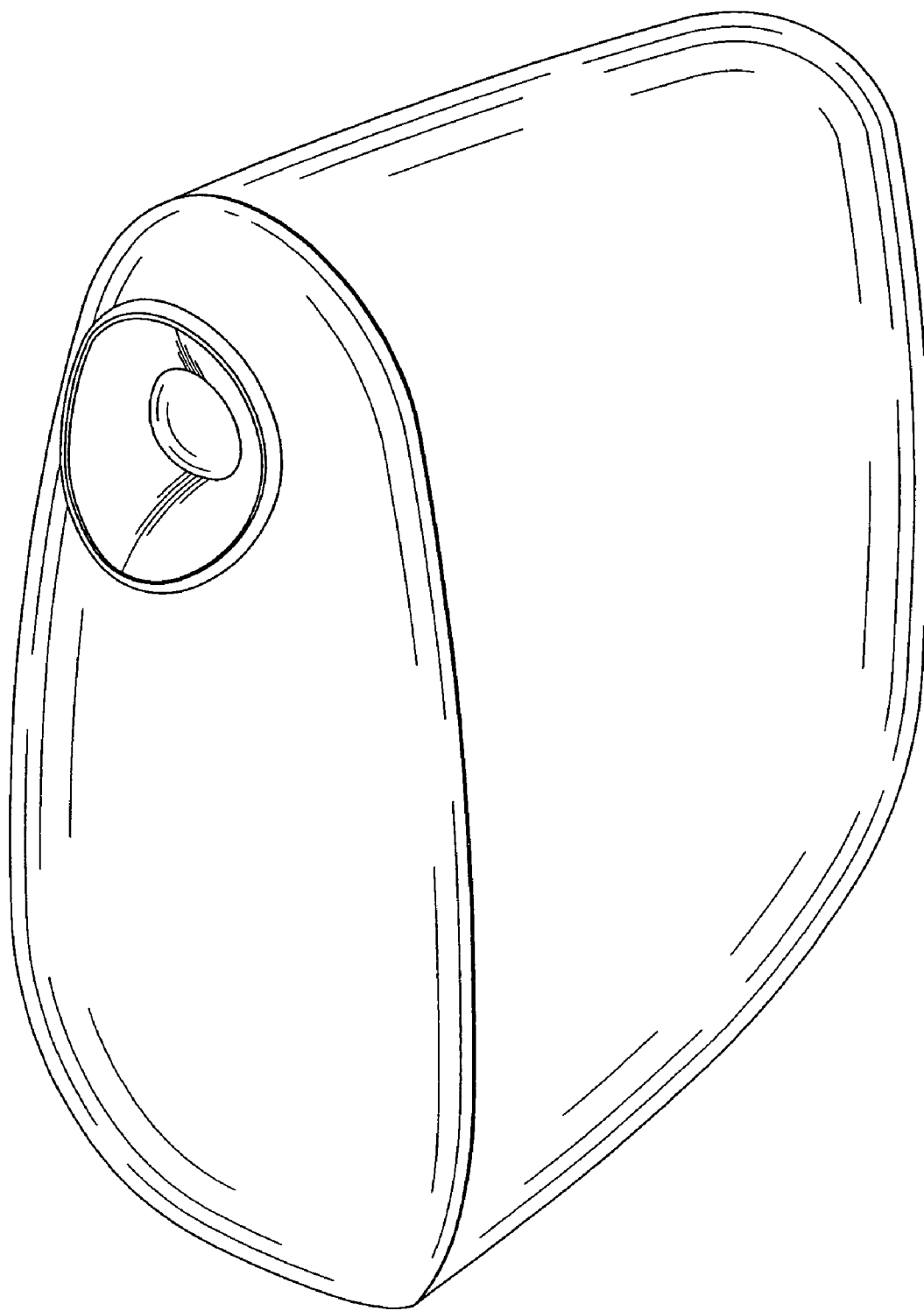


FIG. 1

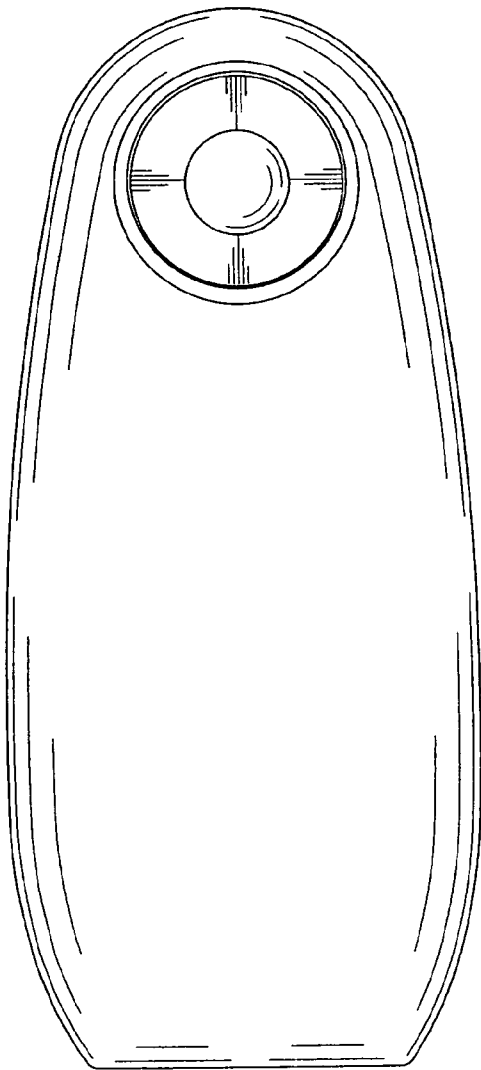


FIG. 2

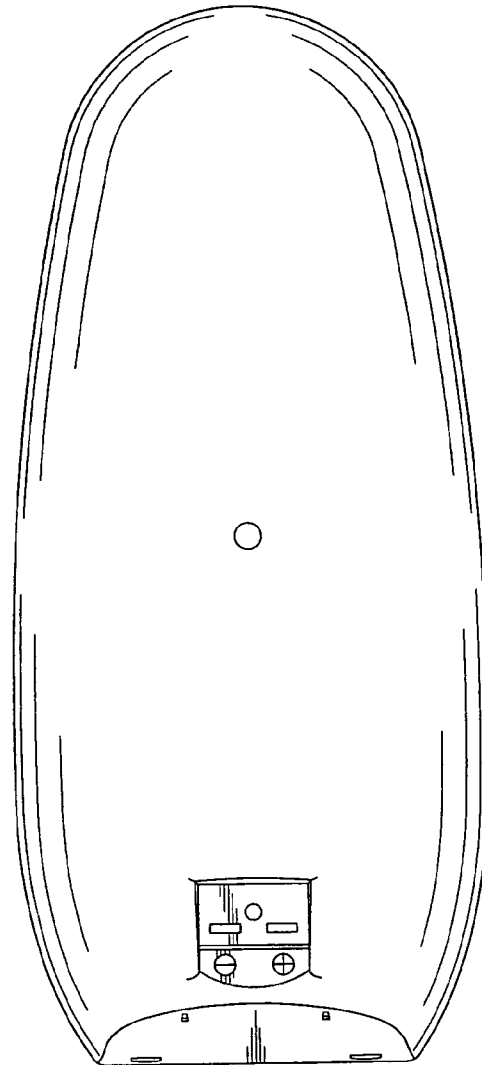


FIG. 3

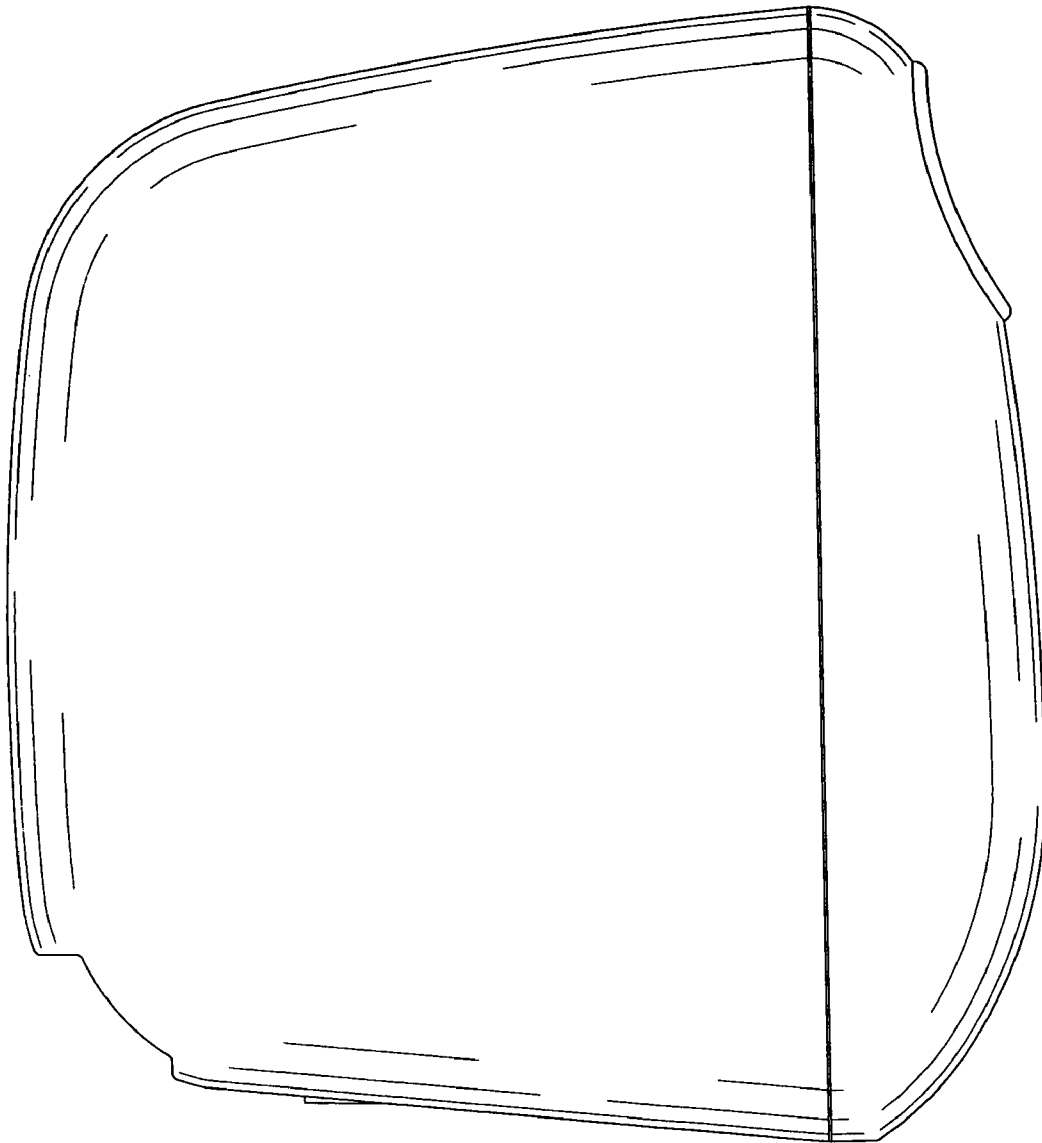


FIG. 4

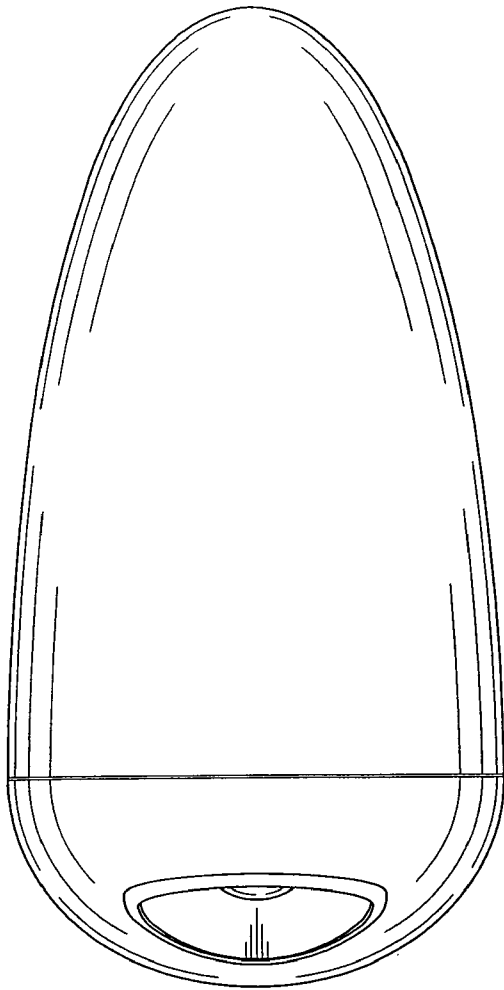


FIG. 5

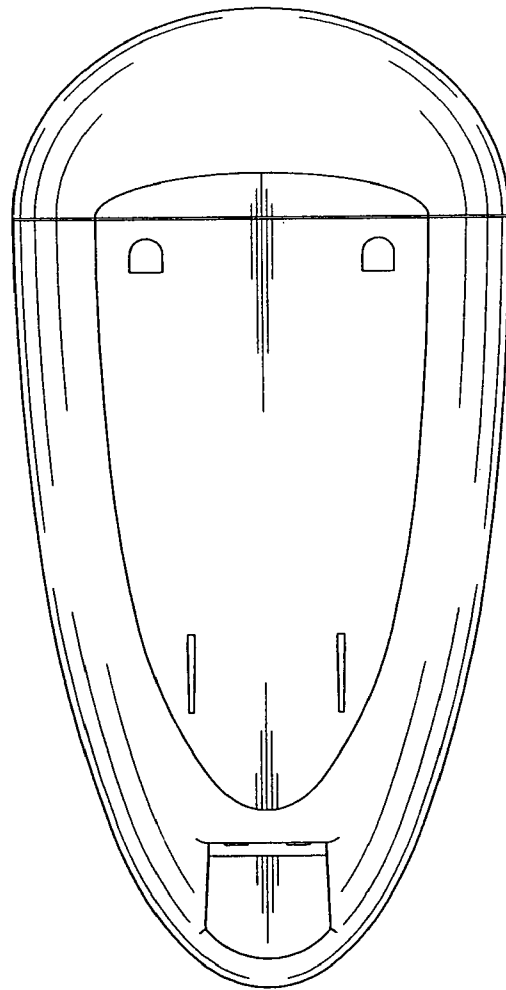


FIG. 6