

(12) PATENT
(19) AUSTRALIAN PATENT OFFICE

(11) Application No. AU 200024416 B2
(10) Patent No. 762802

(54) Title
Polycyclic thiazole systems and their utilization as anorectics

(51)⁶ International Patent Classification(s)
C07D 277/60 C07D 277/84
A61K 031/425

(21) Application No: 200024416 (22) Application Date: 2000 . 02 . 05

(87) WIPO No: WO00/51997

(30) Priority Data

(31) Number	(32) Date	(33) Country
19908533	1999 . 02 . 26	DE

(43) Publication Date : 2000 . 09 . 21
(43) Publication Journal Date : 2000 . 11 . 16
(44) Accepted Journal Date : 2003 . 07 . 03

(71) Applicant(s)
Aventis Pharma Deutschland GmbH

(72) Inventor(s)
Gerhard Jahne; Karl Geisen; Hans-Jochen Lang; Martin Bickel

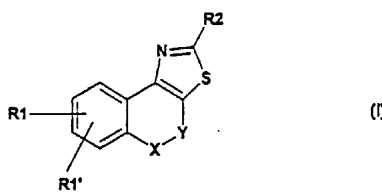
(74) Agent/Attorney
WATERMARK PATENT and TRADEMARK ATTORNEYS, Locked Bag 5, HAWTHORN
VIC 3122

PCT

WORLD INTELLECTUAL PROPERTY ORGANIZATION

International Bureau

INTERNATIONAL APPLICATION PUBLISHED UNDER THE PATENT COOPERATION TREATY (PCT)

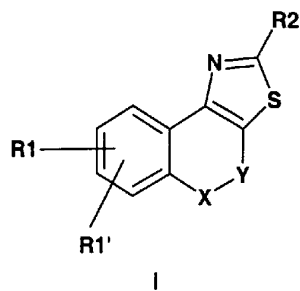
(51) International patent classification⁷: C07D 277/60, A61K 31/425, C07D 277/84	A1	(11) International publication number: WO 00/51997 (43) International publication date: 8 September 2000 (08.09.00)
(21) International application number: PCT/EP00/00927 (22) International filing date: 5 February 2000 (05.02.00) (30) Data relating to the priority: 199 08 533.1 26 February 1999 (26.02.99) DE (71) Applicant (for all designated States except US): AVENTIS PHARMA DEUTSCHLAND GMBH [DE/DE]; Brüningstrasse 50, D-65929 Frankfurt am Main (DE). (72) Inventors: JÄHNE, Gerhard; Seebachstrasse 22, D-65929 Frankfurt (DE). GEISEN, Karl; Jahnstrasse 43, D-60318 Frankfurt (DE). LANG, Hans-Jochen; Rüdesheimer Strasse 7, D-65719 Hofheim (DE). BICKEL, Martin; Mittelstedter Weg 3, D-61348 Bad Homburg (DE).	(81) Designated states: AE, AL, AM, AT, AU, AZ, BA, BB, BG, BR, BY, CA, CH, CN, CR, CU, CZ, DE, DK, DM, EE, ES, FI, GB, GD, GE, GH, GM, HR, HU, ID, IL, IN, IS, JP, KE, KG, KP, KR, KZ, LC, LK, LR, LS, LT, LU, LV, MA, MD, MG, MK, MN, MW, MX, NO, NZ, PL, PT, RO, RU, SD, SE, SG, SI, SK, SL, TJ, TM, TR, TT, TZ, UA, UG, UZ, VN, YU, ZA, ZW, ARIPO Patent (GH, GM, KE, LS, MW, SD, SL, SZ, TZ, UG, ZW), Eurasian Patent (AM, AZ, BY, KG, KZ, MD, RU, TJ, TM), European Patent (AT, BE, CH, CY, DE, DK, ES, FI, FR, GB, GR, IE, IT, LU, MC, NL, PT, SE), OAPI Patent (BF, BJ, CF, CG, CI, CM, GA, GN, GW, ML, MR, NE, SN, TD, TG). Published With the International Search Report.	
As printed		
(54) Title: POLYCYCLIC THIAZOLE SYSTEMS AND THEIR UTILIZATION AS ANORECTICS		
(54) Bezeichnung: POLYCYCLISCHE THIAZOL-SYSTEME UND IHRE VERWENDUNG ALS ANOREKTIKA		
 (I)		
(57) Abstract		
The invention relates to polycyclic thiazole systems and to their physiologically acceptable salts and physiologically functional derivatives. Disclosed are compounds of formula (I), wherein the radicals have the previously mentioned meaning, their physiologically acceptable salts and a method for the production thereof. Said compounds are suitable, for instance, as anorectics.		
(57) Zusammenfassung		
Die Erfindung betrifft polycyclische Thiazol-Systeme sowie deren physiologisch verträgliche Salze und physiologisch funktionelle Derivate. Es werden Verbindungen der Formel (I), worin die Reste die angegebenen Bedeutungen haben, sowie deren physiologisch verträglichen Salze und Verfahren zu deren Herstellung beschrieben. Die Verbindungen eignen sich z.B. als Anorektika.		

Abstract

Polycyclic thiazole systems, processes for their preparation and pharmaceuticals comprising these compounds

The invention relates to polycyclic thiazole systems and their physiologically tolerated salts and physiologically functional derivatives.

Compounds of the formula I,



in which the radicals have the stated meanings, and their physiologically tolerated salts and processes for their preparation are described. The compounds are suitable, for example, as anorectics.

POLYCYCLIC THIAZOLE SYSTEMS AND THEIR USE AS ANORECTICS
COMPRISING THESE COMPOUNDS

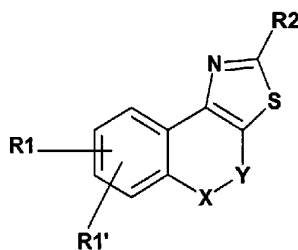
DESCRIPTION

The invention relates to polycyclic thiazole systems and their
 5 physiologically tolerated salts and physiologically functional derivatives.

EP 0 749 966 describes polycyclic thiazole systems with 5-HT₃ receptor
 agonistic properties as active ingredients for treating CNS disorders.


The invention was based on the object of providing compounds which
 display a therapeutically utilizable anorectic effect.

10 The invention therefore relates to compounds of the formula I



I

15 in which



Y is CH₂;

X is a direct linkage, or CH₂;

R1 is F, Cl, Br, I, CF₃, CN, COOH, COO(C₁-C₆)alkyl, CONH₂,
 CONH(C₁-C₆)alkyl, CON[(C₁-C₆)alkyl]₂, (C₁-C₆)-alkyl, (C₂-C₆)-
 20 alkynyl, OCF₃, O-(C₂-C₆)-alkyl, where one, more than one or all hydrogen(s) in
 the alkyl, alkenyl and alkynyl radicals can be replaced by fluorine, or one
 hydrogen can be replaced by OH, CN, OC(O)CH₃, OC(O)H, O-CH₂-Ph, NH₂,
 NH-CO-CH₃ or N(COOCH₂Ph)₂;



25

$\text{SO}_2\text{-NH}_2$, $\text{SO}_2\text{NH}(\text{C}_1\text{-C}_6)\text{-alkyl}$, $\text{SO}_2\text{N}[(\text{C}_1\text{-C}_6)\text{-alkyl}]_2$,
 $\text{S}(\text{C}_1\text{-C}_6)\text{-alkyl}$, $\text{S}(\text{CH}_2)_n\text{-phenyl}$, $\text{SO}_2(\text{C}_1\text{-C}_6)\text{-alkyl}$,
 $\text{SO}(\text{CH}_2)_n\text{-phenyl}$, $\text{SO}_2(\text{CH}_2)_n\text{-phenyl}$, where n can be 0-6
 5 and the phenyl radical can be substituted up to twice by F, Cl,
 Br, OH, CF_3 , NO_2 , CN, OCF_3 , $\text{O}(\text{C}_1\text{-C}_6)\text{-alkyl}$, $(\text{C}_1\text{-C}_6)\text{-alkyl}$,
 NH_2 ; NH_2 , $\text{NH}(\text{C}_1\text{-C}_6)\text{-alkyl}$, $\text{N}[(\text{C}_1\text{-C}_6)\text{-alkyl}]_2$, $\text{NH}(\text{C}_1\text{-C}_7)\text{-}$
 acyl , phenyl, biphenyl, $\text{O}(\text{CH}_2)_n\text{-phenyl}$, where n can be 0-6,
 1- or 2-naphthyl, 2-, 3- or 4-pyridyl, 2- or 3-furanyl or 2- or
 10 3-thienyl, it being possible for the phenyl, biphenyl, naphthyl,
 pyridyl, furanyl or thienyl rings each to be substituted up to
 3 times by F, Cl, Br, I, OH, CF_3 , NO_2 , CN, OCF_3 , $\text{O}(\text{C}_1\text{-C}_6)\text{-}$
 alkyl , $(\text{C}_1\text{-C}_6)\text{-alkyl}$, NH_2 , $\text{NH}(\text{C}_1\text{-C}_6)\text{-alkyl}$, $\text{N}[(\text{C}_1\text{-C}_6)\text{-alkyl}]_2$,
 $\text{SO}_2\text{-CH}_3$, COOH , $\text{COO}(\text{C}_1\text{-C}_6)\text{-alkyl}$, CONH_2 ;
 15 1,2,3-triazol-5-yl, it being possible for the triazole ring to be
 substituted in position 1, 2 or 3 by methyl or benzyl;
 tetrazol-5-yl, it being possible for the tetrazole ring to be
 substituted in position 1 or 2 by methyl or benzyl;

20 R1' is H or R1;

R2 is $(\text{C}_1\text{-C}_8)\text{-alkyl}$, $(\text{C}_3\text{-C}_7)\text{-cycloalkyl}$, $(\text{C}_2\text{-C}_6)\text{-alkenyl}$,
 $(\text{C}_2\text{-C}_6)\text{-alkynyl}$, $\text{C}(\text{CN})=\text{C}(\text{CH}_3)_2$, $\text{C}(\text{O})\text{OCH}_2\text{CH}_3$,
 $\text{CH}_2\text{-O-C}(\text{O})\text{-C}(\text{CH}_3)_3$,
 $(\text{C}_4\text{-C}_7)\text{-cycloalkenyl}$, where one, more than one or all
 25 hydrogen(s) in the alkyl radicals can be replaced by fluorine,
 or one hydrogen can be replaced by OH, CN, or $\text{O}(\text{C}_1\text{-C}_4)\text{-}$
 alkyl ;
 $(\text{CH}_2)_n\text{-NR}_6\text{R}_7$, where n can be 1-6, and R6 and R7 can be,
 independently of one another, H, $(\text{C}_1\text{-C}_6)\text{-alkyl}$, $(\text{C}_3\text{-C}_6)\text{-}$
 30 cycloalkyl , $\text{CO}(\text{C}_1\text{-C}_6)\text{-alkyl}$, CHO or CO-phenyl, or -NR6R7 is
 a ring such as pyrrolidine, piperidine, morpholine, piperazine,
 4-methylpiperazin-1-yl, 4-benzylpiperazin-1-yl, phthalimidyl;
 $(\text{CH}_2)_n\text{-aryl}$, where n can be 0-6, and aryl can be phenyl,
 biphenyl, 1- or 2-naphthyl, 2-, 3- or 4-pyridyl, 2- or 3-thienyl,
 35 2- or 3-furyl, 2-, 4- or 5-thiazolyl, 2-, 4- or 5-oxazolyl,
 1-pyrazolyl, 3- or 5-isoxazolyl, 2- or 3-pyrrolyl, 2- or
 3-pyridazinyl, 2-, 4- or 5-pyrimidinyl, 2-pyrazinyl, 1,3,5-triazin-
 2-yl, 2- or 5-benzimidazolyl, 2-benzothiazolyl, 1,2,4-triazol-3-yl,

1,2,4-triazol-5-yl, tetrazol-5-yl, indol-3-yl, indol-5-yl or N-methylimidazol-2-, -4- or -5-yl, and the aryl radical or heteroaryl radical can be substituted up to twice by F, Cl, Br, OH, CF₃, NO₂, CN, OCF₃, O-(C₁-C₆)-alkyl, S-(C₁-C₆)-alkyl, SO-(C₁-C₆)-alkyl, SO₂-(C₁-C₆)-alkyl, (C₁-C₆)-alkyl, (C₃-C₆)-cycloalkyl, COOH, COO(C₁-C₆)-alkyl, COO(C₃-C₆)-cycloalkyl, CONH₂, CONH(C₁-C₆)-alkyl, CON[(C₁-C₆)-alkyl]₂, CONH(C₃-C₆)-cycloalkyl, NH₂, NH-CO-(C₁-C₆)-alkyl, NH-CO-phenyl, pyrrolidin-1-yl, morpholin-1-yl, piperidin-1-yl, piperazin-1-yl, 4-methylpiperazin-1-yl, (CH₂)_n-phenyl, O-(CH₂)_n-phenyl, S-(CH₂)_n-phenyl, SO₂-(CH₂)_n-phenyl, where n = 0-3;

and their physiologically tolerated salts and physiologically functional derivatives.

15

Preference is given to compounds of the formula I in which one or more radical(s) has or have the following meaning:

20

Y CH₂;

X a direct linkage, CH₂;

25

R1 F, Cl, Br, I, CF₃, CN, COOH, COO(C₁-C₆)-alkyl, CONH₂, CONH(C₁-C₆)-alkyl, CON[(C₁-C₆)-alkyl]₂, (C₁-C₆)-alkyl, (C₂-C₆)-alkenyl, (C₂-C₆)-alkynyl, OCF₃, O-(C₂-C₆)-alkyl, where one, more than one or all hydrogen(s) in the alkyl, alkenyl and alkynyl radicals can be replaced by fluorine, or one hydrogen can be replaced by OH, CN, NH₂; NH₂, NH-(C₁-C₆)-alkyl, N((C₁-C₆)-alkyl)₂, phenyl, O-(CH₂)_n-phenyl, where n can be 0-6, 1- or 2-naphthyl, 2-, 3- or 4-pyridyl, 2- or 3-furanyl or 2- or 3-thienyl, it being possible for the phenyl, naphthyl, pyridyl, furanyl or thienyl rings each to be substituted once to 3 times by F, Cl, Br, I, OH, CF₃, NO₂, CN, OCF₃, O-(C₁-C₆)-alkyl, (C₁-C₆)-alkyl, NH₂, NH(C₁-C₆)-alkyl, N((C₁-C₆)-alkyl)₂, SO₂-CH₃, COOH, COO-(C₁-C₆)-alkyl, CONH₂;

35

R1' H or R1;

R2 (C₁-C₆)-alkyl, (C₃-C₇)-cycloalkyl, (C₂-C₆)-alkenyl,
 (C₂-C₆)-alkynyl, C(CN)=C(CH₃)₂, C(O)OCH₂CH₃,
 CH₂-O-C(O)-C(CH₃)₃,
 5 (C₄-C₇)-cycloalkenyl, where one, more than one or all
 hydrogen(s) in the alkyl radicals can be replaced by fluorine,
 or one hydrogen can be replaced by OH, CN or O-(C₁-C₄)-
 alkyl;
 (CH₂)_n-NR₆R₇, where n can be 1-6, and R₆ and R₇ can be,
 10 independently of one another, H, (C₁-C₆)-alkyl, (C₃-C₆)-
 cycloalkyl, CO-(C₁-C₆)-alkyl, CHO or CO-phenyl;
 (CH₂)_n-aryl, where n can be 0-6, and aryl can be phenyl,
 biphenyl, 1- or 2-naphthyl, 2-, 3- or 4-pyridyl, benzothiazol-
 2-yl, indol-3-yl, indol-5-yl, 2- or 3-furanyl or 2- or 3-thienyl, it
 15 being possible for the phenyl, biphenyl, naphthyl, pyridyl,
 furanyl or thienyl rings each to be substituted once to 3 times
 by F, Cl, Br, I, OH, CF₃, NO₂, CN, OCF₃, O-(C₁-C₆)-alkyl,
 (C₁-C₆)-alkyl, NH₂, NH(C₁-C₆)-alkyl, N((C₁-C₆)-alkyl)₂,
 SO₂-CH₃, COOH, COO-(C₁-C₆)-alkyl, CONH₂;

20

and their physiologically tolerated salts and physiologically functional
 derivatives.

Particular preference is given to compounds of the formula I in which one
 25 or more radical(s) has or have the following meaning:

Y -CH₂-;
 X -CH₂-, a direct linkage;
 30 R1 Cl, Br, (C₁-C₆)-alkyl, OCF₃, O-(C₂-C₆)-alkyl, it being possible
 for one, more than one or all hydrogen(s) in the alkyl radicals
 to be replaced by fluorine;
 phenyl which can be substituted up to 3 times by F, Cl, Br,
 35 OH, (C₁-C₆)-alkyl;
 R1' H or R1;

R2 (C₁-C₆)-alkyl, (C₁-C₆)-alkyl-CN, C(CN)=C(CH₃)₂,
 C(O)OCH₂CH₃, CH₂-O-C(O)-C(CH₃)₃ ;
 (CH₂)_n-aryl, where n can be 0-2 and aryl can be equal to
 5 phenyl, 2-, 3- or 4-pyridyl, benzothiazol-2-yl, indol-3-yl, indol-
 5-yl, and the aryl radical or heteroaryl radical can be
 substituted up to twice by F, Cl, Br, OH, CF₃, NO₂, CN, OCF₃,
 (C₁-C₆)-alkyl, O-(C₁-C₆)-alkyl;

and their physiologically tolerated salts.

10

The invention also relates to compounds of the formula I in the form of
 their racemates, racemic mixtures and pure enantiomers, and to their
 diastereomers and mixtures thereof.

The alkyl, alkenyl and alkynyl radicals in the substituents R₁, R₁□ and R₂
 15 may be either straight-chain or branched.

Pharmaceutically acceptable salts are particularly suitable for medical
 applications because of their greater solubility in water compared with the
 initial compounds on which they are based. These salts must have a
 20 pharmaceutically acceptable anion or cation. Suitable pharmaceutically
 acceptable acid addition salts of the compounds of the invention are salts
 of inorganic acids such as hydrochloric acid, hydrobromic acid, phosphoric,
 metaphosphoric, nitric and sulfuric acids, and organic acids such as, for
 example, acetic acid, benzenesulfonic, benzoic, citric, ethanesulfonic,
 25 fumaric, gluconic, glycolic, isethionic, lactic, lactobionic, maleic, malic,
 methanesulfonic, succinic, p-toluenesulfonic, tartaric and trifluoroacetic
 acids. It is particularly preferred to use the chloride for medical purposes.
 Suitable pharmaceutically acceptable basic salts are ammonium salts,
 alkali metal salts (such as sodium and potassium salts) and alkaline earth
 30 metal salts (such as magnesium and calcium salts).

Salts with a pharmaceutically unacceptable anion likewise fall within the
 scope of the invention as useful intermediates for preparing or purifying
 pharmaceutically acceptable salts and/or for use in non-therapeutic, for
 35 example in vitro, applications.

The term "physiologically functional derivative" used herein refers to any
 physiologically tolerated derivative of a compound according to the
 invention, for example an ester, which is able on administration to a

mammal, such as, for example, to humans, to form (directly or indirectly) such a compound or an active metabolite thereof.

5 A further aspect of this invention is prodrugs of the compounds of the invention. Such prodrugs can be metabolized in vivo to a compound of the invention. These prodrugs may themselves be active or not.

10 The compounds of the invention may also exist in various polymorphous forms, for example as amorphous and crystalline polymorphous forms. All polymorphous forms of the compounds of the invention fall within the scope of the invention and are a further aspect of the invention.

15 All references hereinafter to "compound(s) of the formula (I)" refer to compound(s) of the formula (I) as described above and to the salts, solvates and physiologically functional derivatives thereof as described herein.

20 The amount of a compound of the formula (I) necessary to achieve the desired biological effect depends on a number of factors, for example the specific compound chosen, the intended use, the mode of administration and the clinical condition of the patient. The daily dose is generally in the range from 0.3 mg to 100 mg (typically from 3 mg to 50 mg) per day and per kilogram body weight, for example 3-10 mg/kg/day. An intravenous dose may be, for example, in the range from 0.3 mg to 1.0 mg/kg, which
25 can suitably be administered as infusion of 10 ng to 100 ng per kilogram and per minute. Infusion solutions suitable for these purposes may contain, for example, from 0.1 ng to 10 mg, typically from 1 ng to 10 mg, per milliliter. Single doses may contain, for example, from 1 mg to 10 g of the active ingredient. Thus, ampoules for injections may contain, for example,
30 from 1 mg to 100 mg, and single dose formulations which can be administered orally, such as, for example, tablets or capsules, may contain, for example, from 1.0 to 1000 mg, typically from 10 to 600 mg. In the case of pharmaceutically acceptable salts, the above weight data are based on the weight of the benzothiazepine ion derived from the salt. The
35 compounds of the formula (I) can be used for prophylaxis or therapy of the abovementioned states themselves as compound, but they are preferably in the form of a pharmaceutical composition with a compatible carrier. The carrier must, of course, be compatible in the sense of compatibility with other ingredients of the composition and not be harmful to the patient's

- health. The carrier may be a solid or a liquid or both and is preferably formulated with the compound as single dose, for example as tablet, which may contain from 0.05% to 95% by weight of the active ingredient. Further pharmaceutically active substances may likewise be present, including
- 5 further compounds of the formula (I). The pharmaceutical compositions according to the invention may be produced by one of the known pharmaceutical methods which essentially consists of mixing the ingredients with pharmacologically acceptable carriers and/or excipients.
- 10 Pharmaceutical compositions according to the invention are those suitable for oral, rectal, topical, peroral (for example sublingual) and parenteral (for example subcutaneous, intramuscular, intradermal or intravenous) administration, although the most suitable mode of administration depends in each individual case on the nature and severity of the condition to be
- 15 treated and on the nature of the compound of the formula (I) used in each case. Coated formulations and coated slow-release formulations also fall within the scope of the invention. Acid- and gastric fluid-resistant formulations are preferred. Suitable gastric fluid-resistant coatings comprise cellulose acetate phthalate, polyvinyl acetate phthalate,
- 20 hydroxypropylmethylcellulose phthalate and anionic polymers of methacrylic acid and methyl methacrylate.

Suitable pharmaceutical compounds for oral administration may be in the form of separate units such as, for example, capsules, cachets, pastilles or

25 tablets, each of which contains a defined amount of the compound of the formula (I); as powder or granules; as solution or suspension in an aqueous or nonaqueous liquid; or as an oil-in-water or water-in-oil emulsion. These compositions may, as already mentioned, be prepared by any suitable pharmaceutical method which includes a step in which the

30 active ingredient and the carrier (which may consist of one or more additional ingredients) are brought into contact. In general, the compositions are produced by uniform and homogeneous mixing of the active ingredient with a liquid and/or finely dispersed solid carrier, after which the product is shaped if necessary. Thus, for example, a tablet can

35 be produced by compressing or shaping the powder or granules of the compound, where appropriate with one or more additional ingredients. Compressed tablets may be produced by tableting the compound in free-flowing form, such as, for example, a powder or granules, where appropriate mixed with a binder, lubricant, inert diluent and/or one (or

more) surface-active/dispersing agents in a suitable machine. Shaped tablets can be produced by shaping, in a suitable machine, the compound which is in powder form and has been moistened with an inert liquid diluent.

5

Pharmaceutical compositions suitable for peroral (sublingual) administration comprise suckable tablets which contain a compound of the formula (I) with a flavoring, normally sucrose, and gum arabic or tragacanth, and pastilles which contain the compound in an inert base
10 such as gelatin and glycerol or sucrose and gum arabic.

15

Suitable pharmaceutical compositions for parenteral administration comprise preferably sterile aqueous preparations of a compound of the formula (I), which are preferably isotonic with the blood of the intended recipient. These preparations are preferably administered intravenously,
although administration can also take place by subcutaneous, intramuscular or intradermal injection. These preparations can preferably be produced by mixing the compound with water and making the resulting solution sterile and isotonic with blood. Injectable compositions according
20 to the invention generally contain from 0.1 to 5% by weight of the active compound.

25

Suitable pharmaceutical compositions for rectal administration are preferably in the form of single-dose suppositories. These can be produced
25 by mixing a compound of the formula (I) with one or more conventional solid carriers, for example cocoa butter, and shaping the resulting mixture.

30

Suitable pharmaceutical compositions for topical use on the skin are preferably in the form of an ointment, cream, lotion, paste, spray, aerosol or oil. Carriers which can be used are petrolatum, lanolin, polyethylene glycols, alcohols and combinations of two or more of these substances. The active ingredient is generally present in a concentration of from 0.1 to 15% by weight of the composition, for example from 0.5 to 2%.

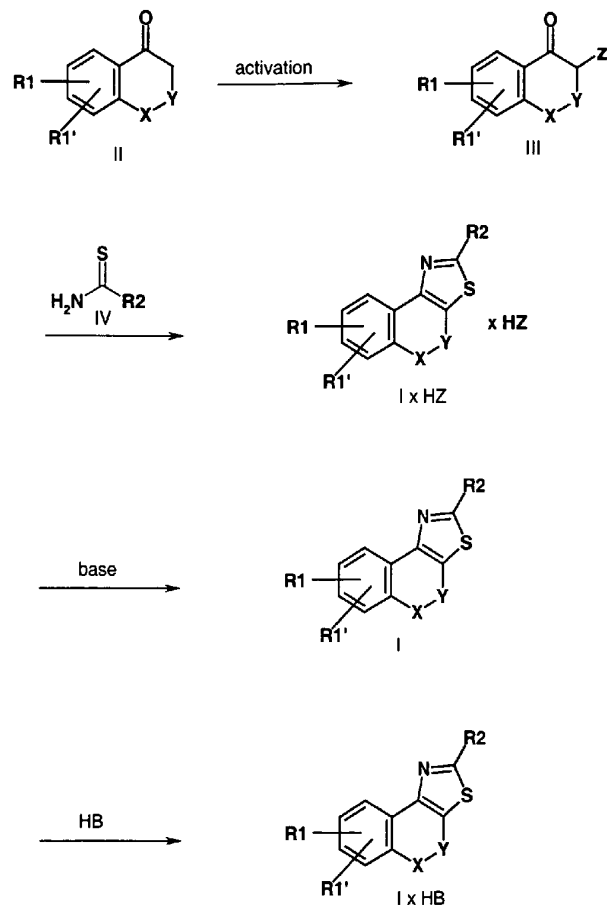
35

Transdermal administration is also possible. Suitable pharmaceutical compositions for transdermal applications may be in the form of single plasters which are suitable for long-term close contact with the patient's epidermis. Plasters of this type suitably contain the active ingredient in an aqueous solution which is buffered where appropriate, dissolved and/or

dispersed in an adhesive or dispersed in a polymer. A suitable active ingredient concentration is about 1% to 35%, preferably about 3% to 15%. As a particular option, the active ingredient can be released by electrotransport or iontophoresis as described, for example, in
 5 Pharmaceutical Research, 2 (6): 318 (1986).

The invention further relates to a process for preparing the compounds of the formula I, which comprises preparing compounds of the formula I in accordance with the following reaction scheme:

10



Bicyclic ketones of the formula II in which R1, R1', X and Y have the stated

meanings either are commercially available or can be prepared by methods known from the literature.

5 Bicyclic ketones of the formula II in which R1 or R1' are aryl radicals can be obtained by Pd(0)-catalyzed addition of boronic esters onto compounds of the formula II in which R1 and/or R1' are bromine, iodine or trifluoromethylsulfonyloxy (for example: N. Miyaura and A. Suzuki, *Chem. Rev.* 95, 2457-83 (1995) or T. Oh-e, N. Miyaura and A. Suzuki, *J. Org. Chem.* 58, 2201-08 (1993)).

10

Bicyclic ketones of the formula II in which R1 and/or R1' are alkynyl radicals or alkenyl radicals can be prepared, for example, by methods like those described by K. Sonagashira et al., *Tetrahedron Lett.* 4467 (1975) and S. Takahashi et al., *Synthesis* 627 (1980) (palladium-catalyzed reaction of, for example, trimethylsilylacetylene or alkynes) or by E. Negishi et al., *J. Org. Chem.* 62, 8957-60 (1997) (alkynylzinc bromide) or by A. Hassner et al., *J. Org. Chem.* 49, 2546 (1984) (trialkylstannylalkynes, trialkylstannylvinyl or allyl compounds, 1-alkenylboron compounds or vinyl compounds).

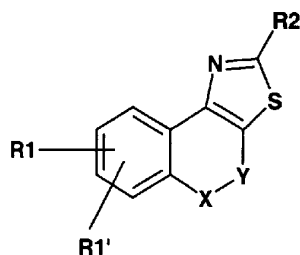
20

The bicyclic ketones of the formula II are activated most simply by a reaction with bromine to give the alpha-bromo ketone of the formula III (Z = Br). Z in the activated compounds of the formula III can, however, also advantageously be Cl, I, O-C(O)-C₆H₄-4-NO₂, O-SO₂-CH₃, O-SO₂-CF₃,
25 O-SO₂-C₆H₄-4-CH₃ or O-SO₂-C₆H₅.

Compounds of the formula I x HZ are obtained by reacting thioamides of the formula IV in which R2 has the stated meanings. The procedure for this is advantageously such that the compounds III are reacted with the thioamides IV in the molar ratio of from 1:1 to 1:1.5. The reaction is
30 advantageously carried out in an inert solvent, for example in polar organic solvents such as dimethylformamide, dimethylacetamide, N-methyl-2-pyrrolidone, dioxane, tetrahydrofuran, acetonitrile, nitromethane or diethylene glycol dimethyl ether. However, solvents which prove to be particularly advantageous are methyl acetate and ethyl acetate, short-chain
35 alcohols such as methanol, ethanol, propanol, isopropanol, and lower dialkyl ketones such as, for example, acetone, 2-butanone or 2-hexanone. It is also possible to use mixtures of the reaction media mentioned; thus, it is also possible to use mixtures of the solvents mentioned with solvents which are less suitable on their own, such as, for example, mixtures of

- methanol with benzene, ethanol with toluene, methanol with diethyl ether or with tert-butyl methyl ether, ethanol with tetrachloromethane, acetone with chloroform, dichloromethane or 1,2-dichloroethane, it being expedient for the more polar solvent in each case to be used in excess. The reactants
- 5 can be present either in suspension or solution in the particular reaction medium. It is also possible in principle for the reactants to be reacted without a solvent, especially when the particular thioamide has a low melting point. The reaction is only slightly exothermic and can be carried out at between -10°C and 150°C, preferably between 50°C and 100°C.
- 10 A temperature range between 50°C and 80°C usually proves to be particularly favorable.
- The reaction time depends substantially on the reaction temperature and is between 2 minutes and 3 days at higher and lower temperatures respectively. In the favorable temperature range, the reaction time is
- 15 generally between 5 minutes and 48 hours.
- The resulting salts of the compounds of the formula I × HZ can be converted with organic or inorganic bases into the free basic compounds of the formula I.
- 20 The compounds of the formula I can be converted into their acid addition salts of the formula I × HB by reaction with organic or inorganic acids of the formula HB. Examples of suitable inorganic acids HB are: hydrohalic acids such as hydrochloric acid and hydrobromic acid, and sulfuric acid, phosphoric acid and sulfamic acid. Examples of organic acids HB which
- 25 may be mentioned are: formic acid, acetic acid, benzoic acid, p-toluenesulfonic acid, benzenesulfonic acid, succinic acid, fumaric acid, maleic acid, lactic acid, tartaric acid, citric acid, L-ascorbic acid, salicylic acid, isethionic acid, methanesulfonic acid, trifluoromethanesulfonic acid, 1,2-benzisothiazol-3(2H)-one, 6-methyl-1,2,3-oxathiazin-4(3H)-one 2,2-dioxide.
- 30 Apart from the derivatives described in the examples, also obtained according to the invention are the compounds of the general formula I, and their acid addition products, compiled in the following tables:

Table 1: Examples



Formula I

Example	R ₁ ; R ₁ '	R ₂	X	Y	Salt	m.p. [°C]
1	6-Cl; H	CH ₃	-	CH ₂	HCl	227
2	7-(C ₆ H ₄ -4-CF ₃); H	CH ₃	-	CH ₂	-	137
3	5-(C ₆ H ₄ -4-CF ₃); H	CH ₃	-	CH ₂	-	159
4	6-Cl; H	C(CN)=C(CH ₃) ₂	-	CH ₂	-	Decomp. from 132
5	6-Cl; H	C(O)OCH ₂ CH ₃	-	CH ₂	-	162
6	6-Cl; H	CH ₂ -CN	-	CH ₂	-	134
7	6-Cl; H	CH ₃	-	CH ₂	-	Decomp. from 125
8	6-Cl; H	C ₆ H ₄ -4-CF ₃	-	CH ₂	-	130
9	6-Cl; H	C ₆ H ₅	-	CH ₂	-	106
10	6-(C ₆ H ₄ -4-Cl); H	CH ₃	-	CH ₂	-	173
11	6-(C ₆ H ₄ -3-Cl); H	CH ₃	-	CH ₂	-	112
12	6-Cl; H	CH ₂ -O-C(O)-C(CH ₃) ₃	-	CH ₂	-	105
13	6-O-CH ₂ -CF ₃ ; H	CH ₃	-	CH ₂	HBr	222
14	6-O-CH ₂ -CF ₃ ; H	C ₆ H ₅	-	CH ₂	HBr	252
15	6-O-C ₆ H ₄ -4-Cl; H	CH ₃	-	CH ₂	HBr	234
16	6-O-C ₆ H ₄ -4-Cl; H	C ₆ H ₅	-	CH ₂	HBr	253
17	6-O-C ₆ H ₄ -3-CH ₃ ; H	C ₆ H ₅	-	CH ₂	HBr	271
18	6-O-C ₆ H ₄ -3-CH ₃ ; H	CH ₃	-	CH ₂	HBr	240
19	5-Br; H	C ₆ H ₅	CH ₂	CH ₂	-	85
20	5,6-di-CH ₃ ; H	CH ₃	-	CH ₂	HBr	277
21	5,6-di-CH ₃ ; H	C ₆ H ₅	-	CH ₂	HBr	290
22	6-Cl; H	C ₆ H ₄ -4-OH	-	CH ₂	-	280
23	6-Cl; H	C ₆ H ₄ -2-OH	-	CH ₂	-	198
24	6-Cl; H	pyrid-3-yl	-	CH ₂	-	169
25	6-Cl; H	CH ₂ -indol-3-yl	-	CH ₂	-	186
26	6-Cl; H	CH ₂ -benzo-thiazol-2-yl	-	CH ₂	-	126

The compounds of the formula I are distinguished by beneficial effects on lipid metabolism, and they are particularly suitable as anorectic agents. The compounds can be employed alone or in combination with other anorectic active ingredients. Further anorectic active ingredients of this type are mentioned, for example, in the Rote Liste, chapter 01 under weight-reducing agents / appetite suppressants. The compounds are suitable for the prophylaxis and, in particular, for the treatment of obesity. The compounds are furthermore suitable for the prophylaxis and, in particular, for the treatment of type II diabetes.

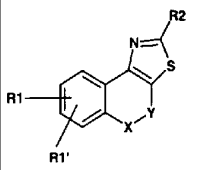
10

The activity of the compounds has been tested as follows:

Biological test model:

15 The anorectic effect was tested on male NMRI mice. After withdrawal of feed for 24 hours, the test product was administered by gavage. The animals were housed singly and had free access to drinking water and, 30 minutes after administration of the product, they were offered condensed milk. The consumption of condensed milk was determined, and
20 the general behavior of the animals was inspected, every half hour for 7 hours. The measured milk consumption was compared with that of untreated control animals.

Table 2: Anorectic effect measured by reduction in the cumulative milk consumption by treated animals compared with untreated animals.

Compound / Example  Formula I	Oral dose [mg/kg]	Number of animals / cumulative milk consumption by the treated animals N / [ml]	Number of animals / cumulative milk consumption by the untreated control animals N / [ml]	Reduction in the cumulative milk consumption as % of the controls
Example 5	50	5 / 2.26	5 / 4.02	44
Example 6	50	5 / 2.28	5 / 4.02	43
Example 7	50	5 / 0.58	5 / 3.44	83
Example 11	50	4 / 1.58	5 / 3.24	51
Example 13	50	5 / 1.82	5 / 3.80	52
Example 20	50	5 / 1.98	5 / 4.06	51

- 5 The examples detailed below serve to illustrate the invention without, however, restricting it. The stated decomposition points are not corrected and generally depend on the heating rate.

Procedure example 1:

10

6-Chloro-2-methyl-8H-indeno[1,2-d]thiazole hydrochloride (compound of Example 1):

a) 2-Bromo-5-chloroindan-1-one:

15

5-Chloroindan-1-one is reacted with bromine in glacial acetic acid using a catalytic amount of 48% strength HBr solution in water at room temperature. 2-Bromo-5-chloroindan-1-one is obtained with a melting point of 94-96°C.

20

b) 6-Chloro-2-methyl-8H-indeno[1,2-d]thiazole hydrochloride:

12.25 g (0.05 mol) of 2-bromo-5-chloroindan-1-one are dissolved in 75 ml of acetone and, while stirring, 4.2 g (0.055 mol) of thioacetamide in 100 ml of acetone are added. The solution is initially clear but, after about 10 min, the hydrobromide of 6-chloro-2-methyl-8,8a-dihydroindeno[1,2-d]thiazol-3a-ol gradually crystallizes out. It is filtered off with suction, washed with acetone and dried in air. 10.9 g of the hydrobromide obtained in this way are suspended in 100 ml of methanol, and 5.6 ml of triethylamine are added. The mixture is stirred at room temperature for 15 min, about 400 ml of water are added, and the mixture is then stirred while cooling in an ice bath for 1 h. The precipitated 6-chloro-2-methyl-8,8a-dihydroindeno[1,2-d]thiazol-3a-ol free base is filtered off with suction and has, after drying in air, a melting point of 136°C. 0.9 g of this substance is stirred with 30 ml of 50% concentrate hydrochloric acid at room temperature for 2 h. On cooling in ice, a precipitate forms and is filtered off with suction, washed with a little water and dried in vacuo. 6-Chloro-2-methyl-8H-indeno[1,2-d]thiazole hydrochloride is obtained with a melting point of 227°C.

20 Procedure example 2:

(6-Chloro-8H-indeno[1,2-d]thiazol-2-yl)acetonitrile (compound of Example 6):

25 1 g (4 mmol) of 2-bromo-5-chloroindan-1-one is stirred with 450 mg (4.5 mmol) of 2-cyanothioacetamide and 0.55 ml (4 mmol) of triethylamine in 10 ml of dry ethanol at room temperature for 4 h. The reaction mixture is concentrated in vacuo, and the residue is purified by chromatography on silica gel with ethyl acetate/n-heptane 1/1. (6-Chloro-8H-indeno[1,2-d]thiazol-2-yl)acetonitrile is obtained with a melting point of 134°C.

Procedure example 3:

6-Chloro-2-methyl-8H-indeno[1,2-d]thiazole (compound of Example 7):

35

A suspension of the compound of Procedure example 1 in ethyl acetate is extracted by shaking several times with a concentrated aqueous sodium

bicarbonate solution; the ethyl acetate phase is then dried over sodium sulfate, filtered and concentrated in vacuo. 6-Chloro-2-methyl-8H-indeno[1,2-d]thiazole is obtained with a melting point of 94°C.

5 Procedure example 4:

6-(3-Chlorophenyl)-2-methyl-8H-indeno[1,2-d]thiazole (compound of Example 11):

10 a) 5-(3-Chlorophenyl)indan-1-one:

3 g (14.2 mmol) of 5-bromoindan-1-one are suspended with 2.22 g (14.2 mmol) of 3-chlorophenylboronic acid and 3 g (28.3 mmol) of sodium carbonate in a mixture of 100 ml of toluene, 20 ml of ethanol and 20 ml of water. Under an argon atmosphere, 160 mg (7.1 mmol) of palladium(II) acetate and 373 mg (14.2 mmol) of triphenylphosphine are added. The mixture is heated under reflux for 3 h, and then the ethanol content of the solvent mixture is removed in vacuo. 40 ml of 0.5 N sodium hydroxide solution are added, and the mixture is stirred at room temperature for 10 min. The precipitate is filtered off with suction; the filtrate is washed with 40 ml of water until neutral and then washed with concentrated brine (3 x 40 ml), dried over magnesium sulfate, concentrated in vacuo and purified by chromatography on silica gel with toluene/ethyl acetate 20/1. 5-(3-Chlorophenyl)indan-1-one is obtained with a melting point of 113°C.

25

b) 2-Bromo-5-(3-chlorophenyl)indan-1-one:

2.42 g (10 mmol) of 5-(3-chlorophenyl)indan-1-one are dissolved in 30 ml of glacial acetic acid and, after addition of 10 µl of a 48% strength HBr solution in water, treated dropwise while stirring with a solution of 0.77 ml (15 mmol) of bromine in 7 ml of glacial acetic acid. After the reaction mixture has been stirred at room temperature for 3 h, it is poured into a mixture of 100 g of ice with 70 ml of water and 100 mg of NaHSO₃ and stirred. The resulting suspension is extracted by shaking with 200 ml of dichloromethane, and the organic phase is then washed with water (3 x 100 ml), dried over magnesium sulfate, concentrated in vacuo and purified by chromatography on silica gel with toluene/ethyl acetate 50/1. 2-Bromo-

35

5-(3-chlorophenyl)indan-1-one, is obtained with a melting point of 110°C, in addition to a little 2,2-dibromo-5-(3-chlorophenyl)indan-1-one.

c) 6-(3-Chlorophenyl)-2-methyl-8H-indeno[1,2-d]thiazole:

5

321 mg of 2-bromo-5-(3-chlorophenyl)indan-1-one are dissolved with 83 mg of thioacetamide in 10 ml of dry acetone and stirred at 0°C for 5 h. The precipitate consisting of 6-(3-chlorophenyl)-2-methyl-8,8a-dihydroindeno[1,2-d]thiazol-3a-ol hydrobromide is filtered off with suction, 10 washed with acetone, dried in vacuo and then dissolved in 20 ml of dry methanol. The solution is left to stand at room temperature for 2 weeks. It is made basic with triethylamine, concentrated and purified on silica gel with ethyl acetate/n-heptane 1/1. 6-(3-Chlorophenyl)-2-methyl-8H-indeno[1,2-d]thiazole is obtained with a melting point of 111-112°C in 15 addition to 6-(3-chlorophenyl)-3a-methoxy-2-methyl-8,8a-dihydro-3aH-indeno[1,2-d]thiazole with a melting point of 80-82°C.

Procedure example 5:

20 2-Methyl-6-(2,2,2-trifluoroethoxy)indeno[1,2-d]thiazole hydrobromide (compound of Example 13):

a) 5-(2,2,2-Trifluoroethoxy)indan-1-one:

25 2.2 ml of 2,2,2-trifluoroethanol are added to a stirred mixture of 3.5 g of 5-fluoroindan-1-one, 20 ml of anhydrous dimethylformamide and 4.1 g of anhydrous and ground potassium carbonate and stirred at 80°C for 10 hours. The solvent is removed by distillation under reduced pressure, the residue is dissolved in ethyl acetate, and the organic phase is washed 30 several times with water. The indanone derivative is obtained as a brownish crystalline solid after chromatography on silica gel with a mixture of equal parts of ethyl acetate and toluene as eluent. Melting point 93-97°C.

b) 2-Bromo-5-(2,2,2-trifluoroethoxy)indan-1-one:

This compound is obtained by reacting 0.9 g of 5-(2,2,2-trifluoroethoxy)indan-1-one with 0.2 ml of bromine in 25 ml of ethyl acetate.

5 The compound is used further without further purification.

c) 2-Methyl-6-(2,2,2-trifluoroethoxy)indeno[1,2-d]thiazole hydrobromide:

10 2-Bromo-5-(2,2,2-trifluoroethoxy)indan-1-one is stirred with an equivalent amount of thioacetamide in acetone at room temperature for 5 h. The precipitate consisting of 2-methyl-6-(2,2,2-trifluoroethoxy)-8,8a-dihydroindeno[1,2-d]thiazol-3a-ol hydrobromide is removed and boiled in 15 ml of glacial acetic acid. The solvent is removed by distillation under
15 reduced pressure, and the residue is induced to crystallize under diisopropyl ether. Colorless crystals, melting point 220-224°C.

Procedure example 6:

20 8-Bromo-2-phenyl-4,5-dihydronaphtho[1,2-d]thiazole (compound of Example 19):

0.3 g of 2,7-dibromo-3,4-dihydro-2H-naphthalen-1-one is dissolved in 10 ml of ethanol and, after addition of 140 mg of thiobenzamide, heated to
25 reflux for 5 h. The reaction mixture is concentrated in vacuo, the residue is suspended in 10 ml of 1 N sodium hydroxide solution and stirred at room temperature for 1 h. The suspension is filtered with suction, thoroughly washed with water and dried in vacuo. 8-Bromo-2-phenyl-4,5-dihydronaphtho[1,2-d]thiazole is obtained with a melting point of 85°C.

30

Procedure example 7:


2,5,6-Trimethyl-8H-indeno[1,2-d]thiazole hydrobromide (compound of Example 20):

35

5,6-Dimethylindan-1-one is converted as described above for the other indan-1-ones into 2-bromo-5,6-dimethylindan-1-one. This is reacted with

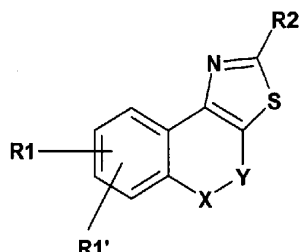
an equivalent amount of thioacetamide in acetone. The precipitate consisting of the hydrobromide of 2,5,6-trimethyl-8,8a-dihydroindeno[1,2-d]thiazol-3a-ol is heated in glacial acetic acid and affords, after removal of the solvent and treatment with diisopropyl ether, 2,5,6-trimethyl-8H-indeno[1,2-d]thiazole
5 hydrobromide with a melting point of 290°C.

Comprises/comprising and grammatical variations thereof when used in this specification are to be taken to specify the presence of stated features, integers, steps or components or groups thereof, but do not preclude the presence or addition of one or more other features, integers, steps, components
10 or groups thereof.



THE CLAIMS DEFINING THE INVENTION ARE AS FOLLOWS:

1. A compound of the formula I



in which

Y is CH₂;

X is a direct linkage, or CH₂;

R1 is F, Cl, Br, I, CF₃, CN, COOH, COO(C₁-C₆)alkyl, CONH₂, CONH(C₁-C₆)alkyl, CON[(C₁-C₆)alkyl]₂, (C₁-C₆)-alkyl, (C₂-C₆)-alkenyl, (C₂-C₆)-alkynyl, OCF₃, O-(C₂-C₆)-alkyl, where one, more than one or all hydrogen(s) in the alkyl, alkenyl and alkynyl radicals can be replaced by fluorine, or one hydrogen can be replaced by OH, CN, OC(O)CH₃, OC(O)H, O-CH₂-Ph, NH₂, NH-CO-CH₃ or N(COOCH₂Ph)₂; SO₂-NH₂, SO₂NH(C₁-C₆)-alkyl, SO₂N[(C₁-C₆)-alkyl]₂, S-(C₁-C₆)-alkyl, S-(CH₂)_n-phenyl, SO₂-(C₁-C₆)-alkyl, SO-(CH)₂-phenyl, SO₂-(CH₂)_n-phenyl, where n can be 0-6 and the phenyl radical can be substituted up to twice by F, Cl, Br, OH, CF₃, NO₂, CN, OCF₃, O-(C₁-C₆)-alkyl, (C₁-C₆)-alkyl, NH₂; NH₂, NH-(C₁-C₆)-alkyl, N((C₁-C₆)-alkyl)₂, NH(C₁-C₇)-acyl, phenyl, biphenyl, O-(CH₂)_n-phenyl, where n can be 0-6, 1- or 2-naphthyl, 2-, 3- or 4-pyridyl, 2- or 3-furanyl or 2- or 3-thienyl, it being possible for the phenyl, biphenyl, naphthyl, pyridyl, furanyl or thienyl rings each to be substituted up to 3 times by F, Cl, Br, I, OH, CF₃, NO₂, CN, OCF₃, O-(C₁-C₆)-alkyl, (C₁-C₆)-alkyl, NH₂, NH(C₁-C₆)-alkyl, N((C₁-C₆)-alkyl)₂, SO₂-CH₃, COOH, COO-(C₁-C₆)-alkyl, CONH₂;

1,2,3-triazol-5-yl, it being possible for the triazole ring to be substituted in position 1, 2 or 3 by methyl or benzyl; tetrazol-5-yl, it being possible for the tetrazole ring to be substituted in position 1 or 2 by methyl or benzyl;

- 5
R1' is H or R1;
- R2 is (C₁-C₈)-alkyl, (C₃-C₇)-cycloalkyl, (C₂-C₆)-alkenyl, (C₂-C₆)-alkynyl, C(CN)=C(CH₃)₂, C(O)OCH₂CH₃,
10 CH₂-O-C(O)-C(CH₃)₃, (C₄-C₇)-cycloalkenyl, where one, more than one or all hydrogen(s) in the alkyl radicals can be replaced by fluorine, or one hydrogen can be replaced by OH, CN, or O-(C₁-C₄)-alkyl;
- 15 (CH₂)_n-NR₆R₇, where n can be 1-6, and R₆ and R₇ can be, independently of one another, H, (C₁-C₆)-alkyl, (C₃-C₆)-cycloalkyl, CO-(C₁-C₆)-alkyl, CHO or CO-phenyl, or -NR₆R₇ is a ring such as pyrrolidine, piperidine, morpholine, piperazine, 4-methylpiperazin-1-yl, 4-benzylpiperazin-1-yl, phthalimidyl;
- 20 (CH₂)_n-aryl, where n can be 0-6, and aryl can be phenyl, biphenyl, 1- or 2-naphthyl, 2-, 3- or 4-pyridyl, 2- or 3-thienyl, 2- or 3-furyl, 2-, 4- or 5-thiazolyl, 2-, 4- or 5-oxazolyl, 1-pyrazolyl, 3- or 5-isoxazolyl, 2- or 3-pyrrolyl, 2- or 3-pyridazinyl, 2-, 4- or 5-pyrimidinyl, 2-pyrazinyl, 1,3,5-triazin-2-yl, 2- or 5-benzimidazolyl, 2-benzothiazolyl, 1,2,4-triazol-3-yl, 1,2,4-triazol-5-yl, tetrazol-5-yl, indol-3-yl, indol-5-yl or N-methylimidazol-2-, -4- or -5-yl, and the aryl radical or heteroaryl radical can be substituted up to twice by F, Cl, Br, OH, CF₃, NO₂, CN, OCF₃, O-(C₁-C₆)-alkyl, S-(C₁-C₆)-alkyl,
30 SO-(C₁-C₆)-alkyl, SO₂-(C₁-C₆)-alkyl, (C₁-C₆)-alkyl, (C₃-C₆)-cycloalkyl, COOH, COO(C₁-C₆)alkyl, COO(C₃-C₆)cycloalkyl, CONH₂, CONH(C₁-C₆)alkyl, CON[(C₁-C₆)alkyl]₂, CONH(C₃-C₆)cycloalkyl, NH₂, NH-CO-(C₁-C₆)-alkyl, NH-CO-phenyl, pyrrolidin-1-yl, morpholin-1-yl, piperidin-1-yl,
35 piperazin-1-yl, 4-methylpiperazin-1-yl, (CH₂)_n-phenyl, O-(CH₂)_n-phenyl, S-(CH₂)_n-phenyl, SO₂-(CH₂)_n-phenyl, where n = 0-3;

and its physiologically tolerated salts and physiologically functional derivatives.

2. A compound of the formula I as claimed in claim 1, wherein the meanings are as follows

- 5
- Y CH₂;
- X a direct linkage, CH₂;
- 10 R1 F, Cl, Br, I, CF₃, CN, COOH, COO(C₁-C₆)alkyl, CONH₂, CONH(C₁-C₆)alkyl, CON[(C₁-C₆)alkyl]₂, (C₁-C₆)-alkyl, (C₂-C₆)-alkenyl, (C₂-C₆)-alkynyl, OCF₃, O-(C₂-C₆)-alkyl, where one, more than one or all hydrogen(s) in the alkyl, alkenyl and alkynyl radicals can be replaced by fluorine, or one hydrogen can be replaced by OH, CN, NH₂; NH₂, NH-(C₁-C₆)-alkyl, N((C₁-C₆)-alkyl)₂, phenyl, O-(CH₂)_n-phenyl, where n can be 0-6, 1- or 2-naphthyl, 2-, 3- or 4-pyridyl, 2- or 3-furanyl or 2- or 3-thienyl, it being possible for the phenyl, naphthyl, pyridyl, furanyl or thienyl rings each to be substituted once to 3 times by F, Cl, Br, I, OH, CF₃, NO₂, CN, OCF₃, O-(C₁-C₆)-alkyl, (C₁-C₆)-alkyl, NH₂, NH(C₁-C₆)-alkyl, N((C₁-C₆)-alkyl)₂, SO₂-CH₃, COOH, COO-(C₁-C₆)-alkyl, CONH₂;
- 15
- 20 R1' H or R1;
- 25 R2 (C₁-C₈)-alkyl, (C₃-C₇)-cycloalkyl, (C₂-C₆)-alkenyl, (C₂-C₆)-alkynyl, C(CN)=C(CH₃)₂, C(O)OCH₂CH₃, CH₂-O-C(O)-C(CH₃)₃, (C₄-C₇)-cycloalkenyl, where one, more than one or all hydrogen(s) in the alkyl radicals can be replaced by fluorine, or one hydrogen can be replaced by OH, CN or O-(C₁-C₄)-alkyl;
- 30
- 35 (CH₂)_n-NR₆R₇, where n can be 1-6, and R₆ and R₇ can be, independently of one another, H, (C₁-C₆)-alkyl, (C₃-C₆)-cycloalkyl, CO-(C₁-C₆)-alkyl, CHO or CO-phenyl;

5 (CH₂)_n-aryl, where n can be 0-6, and aryl can be phenyl, biphenyl, 1- or 2-naphthyl, 2-, 3- or 4-pyridyl, benzothiazol-2-yl, indol-3-yl, indol-5-yl, 2- or 3-furanyl or 2- or 3-thienyl, it being possible for the phenyl, biphenyl, naphthyl, pyridyl, furanyl or thienyl rings each to be substituted once to 3 times by F, Cl, Br, I, OH, CF₃, NO₂, CN, OCF₃, O-(C₁-C₆)-alkyl, (C₁-C₆)-alkyl, NH₂, NH(C₁-C₆)-alkyl, N((C₁-C₆)-alkyl)₂, SO₂-CH₃, COOH, COO-(C₁-C₆)-alkyl, CONH₂;

10 and its physiologically tolerated salts and physiologically functional derivatives.

3. A compound of the formula I as claimed in claim 1 or 2, wherein the meanings are as follows

15

Y -CH₂-;

X -CH₂-, a direct linkage;

20

R1 Cl, Br, (C₁-C₆)-alkyl, OCF₃, O-(C₂-C₆)-alkyl, it being possible for one, more than one or all hydrogen(s) in the alkyl radicals to be replaced by fluorine; phenyl which can be substituted up to 3 times by F, Cl, Br, OH, (C₁-C₆)-alkyl;

25

R1' H or R1;

R2 (C₁-C₆)-alkyl, (C₁-C₆)-alkyl-CN, C(CN)=C(CH₃)₂, C(O)OCH₂CH₃, CH₂-O-C(O)-C(CH₃)₃;

30

(CH₂)_n-aryl, where n can be 0-2 and aryl can be equal to phenyl, 2-, 3- or 4-pyridyl, benzothiazol-2-yl, indol-3-yl, indol-5-yl, and the aryl radical or heteroaryl radical can be substituted up to twice by F, Cl, Br, OH, CF₃, NO₂, CN, OCF₃, (C₁-C₆)-alkyl, O-(C₁-C₆)-alkyl;

35

and its physiologically tolerated salts.

4. A pharmaceutical comprising one or more compounds as claimed in any one of claims 1 to 3 and conventional carriers and excipients.

5. A pharmaceutical comprising one or more compounds as claimed in any one of claims 1 to 3 and one or more anorectic active ingredients and conventional carriers and excipients.

6. A process for producing a pharmaceutical comprising one or more compounds as claimed in any of claims 1 to 3, which comprises mixing the active ingredient with a pharmaceutically suitable carrier, and converting this mixture into a form suitable for administration.

DATED this 16th day of May 2003

AVENTIS PHARMA DEUTSCHLAND GMBH

WATERMARK PATENT & TRADE MARK ATTORNEYS
290 BURWOOD ROAD
HAWTHORN VICTORIA 3122
AUSTRALIA

KJS/KMH/MEH P19964AU00

