

(19) World Intellectual Property
Organization
International Bureau



(43) International Publication Date
15 December 2005 (15.12.2005)

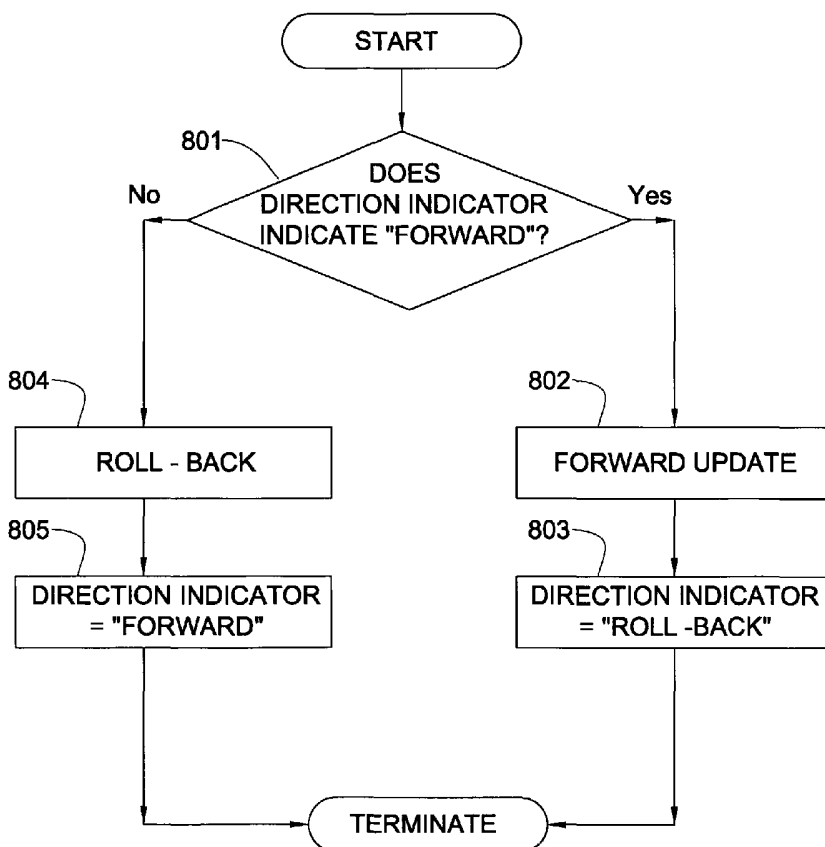
PCT

(10) International Publication Number
WO 2005/119432 A2

- (51) International Patent Classification⁷: **G06F 9/44** **MELLER, Evyatar** [IL/IL]; 58/32 Menachem Begin Street, 49732 Petach-Tikva (IL).
- (21) International Application Number: PCT/IL2005/000568 (74) Agent: **REINHOLD COHN AND PARTNERS**; P.O.B. 4060, 61040 Tel-Aviv (IL).
- (22) International Filing Date: 1 June 2005 (01.06.2005) (81) Designated States (unless otherwise indicated, for every kind of national protection available): AE, AG, AL, AM, AT, AU, AZ, BA, BB, BG, BR, BW, BY, BZ, CA, CH, CN, CO, CR, CU, CZ, DE, DK, DM, DZ, EC, EE, EG, ES, FI, GB, GD, GE, GH, GM, HR, HU, ID, IL, IN, IS, JP, KE, KG, KM, KP, KR, KZ, LC, LK, LR, LS, LT, LU, LV, MA, MD, MG, MK, MN, MW, MX, MZ, NA, NG, NI, NO, NZ, OM, PG, PH, PL, PT, RO, RU, SC, SD, SE, SG, SK, SL, SM, SY, TJ, TM, TN, TR, TT, TZ, UA, UG, US, UZ, VC, VN, YU, ZA, ZM, ZW.
- (25) Filing Language: English
- (26) Publication Language: English
- (30) Priority Data: 60/575,425 1 June 2004 (01.06.2004) US
- (71) Applicant (for all designated States except US): **RED BEND LTD** [IL/IL]; 11 Haamal Street, Industrial Park Afek, 48092 Rosh Haayin (IL).
- (72) Inventors; and
- (75) Inventors/Applicants (for US only): **PELEG, Sharon** [IL/IL]; 58 Bialik Street, 47205 Ramat Hasharon (IL).
- (84) Designated States (unless otherwise indicated, for every kind of regional protection available): ARIPO (BW, GH, GM, KE, LS, MW, MZ, NA, SD, SL, SZ, TZ, UG, ZM, ZW), Eurasian (AM, AZ, BY, KG, KZ, MD, RU, TJ, TM), European (AT, BE, BG, CH, CY, CZ, DE, DK, EE, ES, FI,

[Continued on next page]

(54) Title: METHOD AND SYSTEM FOR IN-PLACE UPDATING CONTENT STORED IN A STORAGE DEVICE



(57) Abstract: Method and system for updating a stored version of content stored in a storage device using an update package. The update package that includes update commands is adapted for updating an original version of content to an updated version. The updating is carried out in accordance with an update sequence. The method includes determining direction of the updating. If the direction is indicative of forward then the method forward-updates the stored version to the updated version in accordance with the update sequence. If the direction is indicative of roll-back, the method generates a roll-back update sequence opposite to the update sequence and rolls-back the stored version to the original version in accordance with the roll-back update sequence.



FR, GB, GR, HU, IE, IS, IT, LU, MC, NL, PL, PT, RO,
SE, SI, SK, TR), OAPI (BF, BJ, CF, CG, CI, CM, GA, GN,
GQ, GW, ML, MR, NE, SN, TD, TG).

For two-letter codes and other abbreviations, refer to the "Guidance Notes on Codes and Abbreviations" appearing at the beginning of each regular issue of the PCT Gazette.

Published:

— *without international search report and to be republished
upon receipt of that report*

- 1 -

Method and System for In-Place Updating Content Stored In a Storage Device

5

FIELD OF THE INVENTION

This invention relates to updating a stored version of content stored in a storage device using an update package. More specifically, this invention relates to in-place updating.

10

BACKGROUND OF THE INVENTION

Sometimes it is required to update content stored in a storage device. For example, if the content is a software (such as an executable file), it is sometimes required to upgrade the software. However, it should be noted that sometimes other types of content also require updates, such as text or data stored in a database, etc. Hereinafter the term "old version" or "original version" refers to content before update, the term "new version" or "updated version" refers to the content after it was updated. An "update package", sometimes referred to also as a "difference", a "difference result" or a "delta", includes data provided as input for an update process, wherein the update process updates the old version to the new version in accordance with the update package.

15

There are several ways known in the art for generating update packages and using them for updating versions. For example, US 6,546,552 ("*Difference extraction between two versions of data-tables containing intra-references*", published 2003) discloses a method for generating a compact difference result between an old program and a new program. Each program includes reference entries that contain references that refer to other entries in the program. According to the method of US 6,546,552, the old program is scanned and for

20

25

- 2 -

each reference entry, the reference is replaced by a distinct label mark, whereby a modified old program is generated. In addition, according to US 6,546,552, the new program is scanned and for each reference entry, the reference is replaced by a distinct label mark, whereby a modified new program is generated. Thus, utilizing directly or indirectly the modified old program and modified new program, the difference result is generated.

WO 2004/114130 (*"Method and system for updating versions of content stored in a storage device"*, published 2004) discloses a system and method for generating a compact update package between an old version of content and a new version of content. The system of WO 2004/114130 includes a conversion element generator for generating a conversion element associated with the old version and new version. It also includes a modified version generator for generating a modified version, and an update package generator for generating the compact update package. The compact update package includes the conversion element and a modified delta based on the modified version and the new version.

WO 2005/003963 (*"Method and system for updating versions of content stored in a storage device"*, published 2005) discloses a system and method for updating versions of content stored in a storage device. The system of WO 2005/003963 includes an update module for obtaining a conversion element and a small delta. It also includes a converted old items generator for generating converted old items by applying the conversion element to items of an old version, a data entries generator for generating data entries based on the modified data entries and on the converted old item, and a new version generator for generating a new version of content by applying the commands and the data entries to the old version.

US 6,832,373 (*"System and method for updating and distributing information"*, published 2004) discloses devices, systems and methods for updating digital information sequences that are comprised by software, devices, and data. In addition, these digital information sequences may be stored and used

- 3 -

in various forms, including, but not limited to files, memory locations, and/or embedded storage locations. Furthermore, the devices, systems, and methods described in US 6,832,373 provide a developer skilled in the art with an ability to generate update information as needed and, additionally, allow users to proceed
5 through a simplified update path, which is not error-prone, and may be performed more quickly than through the use of technologies existing when US 6,832,373 was filed.

It is known to those versed in the art that content can be stored in a storage device, such as disk or memory, while some storage devices are organized in
10 blocks. Blocks being part of the original version are referred to as "old blocks" or "original blocks", while blocks being part of an updated version are referred to as "new blocks" or "updated blocks". In addition, when updating an original version forming an updated version thereby, the updated version can sometimes use content previously stored in blocks of the original version. That is, the content of
15 updated blocks is sometimes similar to content of original blocks.

Furthermore, available storage devices can have a limited space. Thus, while updating versions in a storage device, it is sometimes preferred to store the new version in place of the old version, saving space thereby. Such an update process, where the new version occupies at least some of the space previously
20 occupied by the old version, is referred to, in the art as "in-place update" or "updating in-place".

It should be noted that an update process can process the blocks of the old version in an order which does not necessarily correspond to the sequential order of the blocks within the file. The order, in accordance with which blocks of the
25 old version are updated, is referred to as an "update sequence" or "update order".

One of the outcomes of in-place updating is that, once storage blocks have been updated, the content of at least some of them being part of the original version (i.e., at least part of the original content), is potentially lost. Therefore, once the process of updating has started and after some original blocks are
30 modified to hold updated content (the updated content being part of the updated

- 4 -

version), the storage device can store content which is partly original and partly updated version.

In addition, it is known in the art that the old content is sometimes required for the update process, such as in a delta update method. Therefore, if
5 the update process is interrupted through the course of its running, before the creation of the new version is completed and when the stored content (or stored version) is partly old version and partly new version, the in-place update process cannot be repeated from start anymore.

In light of the above, it is realized that in-place updating can be sensitive
10 to interruptions. When the process of in-place updating tries to resume from the point where it was interrupted (the resume location), it requires information that allows calculation of the location of interruption. After locating the location of interruption, the update process may also need to restore other information, which was available to the interrupted process at the time of interruption.

15 Currently in the art, a record referred to hereinafter as "state record" is commonly used for storing results of calculations calculated before the interruption. The results, together with the identification of the current updated block form a "state" of the in-place update process. For example, if the update package is compressed and it is being decompressed on-the-fly during the update
20 process for reading just the necessary parts for updating each old block, and were the amount of data decompressed from the update package, depends on old contents of updated blocks, then this amount cannot be re-computed again once blocks were actually updated.

As mentioned already above, the process cannot restart from its
25 beginning. Therefore, it might be that some of the data in the state record cannot be re-computed even if the last updated record is known – it needs to be restored by other means. The common practice in the prior art is to maintain a state-record as mentioned above in a storage device accessible to the update process, and to update it periodically during the update process, to reflect its progress, an
30 operation referred to hereinafter as "state recording". Using state recording

- 5 -

enables the resumption of an in-place update process by re-constructing the state of the process as it was at the last successful update operation, and to continue the process towards its completion.

In some cases, the information stored during state recording cannot be part of the contents being updated and must be separated to another area of storage. State recording takes time since it involves read & write operations from and to the storage device. In some case, where the read & write operations of the storage device are allowed only for whole blocks, the time required for the whole process is doubled – for each updated block there is another block to update – the one holding the state's recording.

It is also known to those versed in the art that, in order to properly resume an interrupted in-place update process, there may also be the need to handle a corrupted block which was the result of an interrupted storage write operation. It could be impossible to restore the information in that block, as the block's old content was modified and there may be no way to restore its old content just by examining the file's other blocks. This problem is resolved by the prior art by using a backup buffer where any block's new content is being stored there first and then copying its content to its target block to be updated (hereinafter referred as "update-first") or alternatively, the old block is copied to a backup buffer and afterwards the new content is generated and stored in its target block (hereinafter referred as "backup-first"). This method is also known in the art as "2-phase commit" scheme.

Updating software of embedded devices such as mobile telephones is an example for an in-place update procedure. It is realized that storage of mobile telephones can be limited. For example, a mobile telephone can have enough storage to hold only one version of its software (also called firmware). Maintaining state-recording inside blocks of the firmware itself is clearly not practical, since it would interfere heavily with the process of creating the software and therefore it must be stored in a separate area of storage. Updating mobile phone's firmware is a relatively slow process due to the speed of the

- 6 -

storage devices used (Flash memory). During the update process the phone is inoperable, creating the need to minimize the time it takes.

There is a need in the art for faster and reliable updating procedures, allowing shorter interruptions in embedded devices operation during software
5 update.

There is a need in the art to provide for a new method and system for updating versions of content stored in a storage device.

SUMMARY OF THE INVENTION

It is therefore an object of the invention to provide a new method and
10 system for updating versions of content stored in a storage device.

The present invention provides a method for updating a stored version of content stored in a storage device using an update package, wherein the update package is adapted for updating an original version of content to an updated version, wherein the update package includes update commands and wherein the
15 updating is carried out in accordance with an update sequence, the method comprising: determining direction of the updating including: if the direction is indicative of forward then forward-updating the stored version to the updated version in accordance with the update sequence; if the direction is indicative of roll-back generating a roll-back update sequence opposite to the update sequence
20 and rolling-back the stored version to the original version in accordance with the roll-back update sequence.

The present invention further provides a method for reversing an update process, the update process is adapted for updating a stored version of content stored in a storage device to one of a group including an updated version and an
25 original version using an update package, the method comprising: reversing update commands in the update package that were previously performed during updating.

Further provided by the present invention is a method for in-place updating a stored version of content stored in a storage device using an update

- 7 -

package, wherein the update package is adapted for updating an original version of content to an updated version, the method comprising: determining direction of the updating; if the direction is indicative of forward then forward-updating the stored version to the updated version; otherwise rolling-back the stored
5 version to the original version.

Further provided by the present invention provide A method for providing an update process of a stored version, comprising: providing a forward update for updating the stored version to a first version; providing a roll-back update for updating the stored version to a second version; applying a first update operation
10 being either of said forward update and said roll-back update; and applying a second update operation being either of said forward update and said roll-back update and being other than said first update operations.

Further provided by the present invention a method for providing an update process of a stored version, comprising: applying a roll-back update for
15 updating the stored version to an original version.

Further provided by the present invention a system for updating a stored version of content stored in a storage device using an update package, wherein the update package is adapted for updating an original version of content to an updated version, wherein the update package includes update commands and
20 wherein the updating is carried out in accordance with an update sequence, the system comprising: a direction determination unit adapted for determining direction of the updating. a forward updating processor coupled to the direction determination unit for forward-updating the stored version to the updated version in accordance with the update sequence when the direction of the updating is
25 indicative of forward; a roll-back sequence generator coupled to the direction determination unit for generating a roll-back update sequence opposite to the update sequence when the direction of the updating is indicative of roll-back; and a roll-back updating processor coupled to the roll-back sequence generator for rolling back the stored version to the original version in accordance with the roll-
30 back update .

- 8 -

The present invention provide a system for reversing an update process, the update process is adapted for updating a stored version of content stored in a storage device to one of a group including an updated version and an original version using an update package, the system comprising: an update commands reversal unit for reversing update commands in the update package that were previously performed during updating.

Further provided by the present invention a system for in-place updating a stored version of content stored in a storage device using an update package, wherein the update package is adapted for updating an original version of content to an updated version, the system comprising: a direction determination unit adapted for determining direction of the updating; a forward updating processor coupled to the direction determination unit for forward-updating the stored version to the updated version when the direction is indicative of forward; and a roll-back updating processor coupled to the direction determination unit for rolling-back the stored version to the original version when the direction is indicative of roll-back.

BRIEF DESCRIPTION OF THE DRAWINGS

In order to understand the invention and to see how it may be carried out in practice, a preferred embodiment will now be described, by way of non-limiting example only, with reference to the accompanying drawings, in which:

Fig. 1 is a schematic illustration of a system for updating versions in a cellular network, in accordance with one embodiment of the invention;

Fig. 2 demonstrates simplified exemplary stages in updating an original version to an updated version;

Fig. 3 demonstrates an exemplary original version and a corresponding exemplary updated version;

Fig. 4 demonstrates exemplary update packages adapted to update the original version of **Fig. 3** to the updated version thereof;

- 9 -

Fig. 5 is a flowchart illustrating operations performed before reversing an update process, according to an embodiment of the invention;

Fig. 6 demonstrates by way of example storing deleted content, according to one embodiment of the invention;

5 **Fig. 7** demonstrates by way of example reducing usage of a content reserve buffer, according to one embodiment of the invention;

Fig. 8 is a flowchart illustrating the main procedures performed while updating an original version to an updated version in a reversible update process, according to one embodiment of the invention;

10 **Fig. 9** is a flowchart illustrating in detail forward-updating a stored version, according to one embodiment of the invention;

Fig. 10 is a flowchart illustrating in detail rolling-back a stored version, according to one embodiment of the invention;

15 **Fig. 11** is a block diagram schematically illustrating a system for updating a stored version of content stored in a storage device, according to one embodiment of the invention;

Fig. 12 is a block diagram schematically illustrating a system for reversing an update process, according to one embodiment of the invention; and

20 **Fig. 13** is a block diagram schematically illustrating a system for updating a stored version of content stored in a storage device, according to another embodiment of the invention.

DETAILED DESCRIPTION OF EXEMPLARY EMBODIMENTS

In the following description components that are common to more than one figure will be referenced by the same reference numerals.

25 Furthermore, unless specifically noted, the term “update” is used hereinafter to refer to in-place update.

Fig. 1 is a schematic illustration of a system **101** for updating versions in a cellular network, in accordance with one embodiment of the invention. Cellular

- 10 -

telephones **102** that are coupled to or include storage devices **103**, execute programs that enable their operation. Programs are normally stored in files. The version of the program currently executing in the cellular telephones is referred to, hereinafter, as an "old version" or as an "original version".

5 It is noted that storage devices, such as the storage devices **103**, are sometimes referred to also as "storage devices" or "memory units".

Sometimes there is a need to update the programs in order for the telephones **102** to execute a newer version thereof. Such an updated version is generated by an update process operating in the telephone. The update process
10 operates in accordance with an update package (constituting a "delta file") that the cellular telephone receives.

According to the invention, an update package is generated in an update package generator **104**, operating, for example, in a personal computer (PC) or in any other type of computer. The update package is stored in an update server **105**
15 and transmitted, via a transmitter **106** to the cellular telephones **102**.

It should be noted that the system **101** illustrated in **Fig. 1** is a non-binding example and the invention is not limited to updating programs. Many other types of content stored in storage devices require update, such as data stored in databases, files stored in the storage device etc. Therefore, hereinafter the term
20 "content" will be used instead of "program".

In the same way, the invention is not limited to cellular networks and/or to cellular telephones **102**. It should be appreciated that cellular telephones belong to a group referred to as embedded devices. There are other embedded devices, such as Personal Digital Assistants (PDAs), set-top boxes and other consumer
25 electronic devices that are coupled to storage devices for storing content, and sometimes it is required to update the content stored therein. Yet, it is possible to update also content stored in storage devices coupled to non-embedded devices, such as PCs or other computers. Therefore, the storage devices **103** can be, for example, hard-disk drives, Flash-memory devices or any other storage device.

- 11 -

For example, a PC, or any other computer, can store files that include data required for its operation or for operation of programs executing therein (such as "info files" or "dot files" known for those versed in the art). Sometimes it is required to update this data, for example, via communications lines, e.g., via the internet or via any other communication means.

Understanding this, instead of using terms such as "telephones", "PDAs" "consumer electronic devices", "computer", "PC", etc., the term "updated devices" will be used hereinafter, and it should be noted that the term an "update device" can refer to any device that is coupled to a storage device and allows updating content stored therein.

It was previously explained that in order to update content stored in the storage devices, update packages are generated, stored in the update server **105** and conveyed to the storage devices or to other devices coupled therewith (such as the cellular telephones **102**). Alternatively, it is possible to convey an update package without storing it first in an update server **105**. For example, it is possible to convey the update package directly from the update package generator where it is generated. In such a case the machine where the update generator operates or the update generator itself is considered as the update server **105**.

Furthermore, in the example illustrated in **Fig. 1**, the update package is conveyed via the transmitter **106**. This is also non-binding and any other way applicable for conveying the update package can be used. For example, it is possible to store the update package on a portable storage device such as a floppy disk or disk on key thus allowing an updated device (such as the telephones **102**) to access the update package by reading it there from.

When a cellular telephone **102** receives an update package, it can operate an update process in accordance with the update package, wherein the update process updates the original version for generating another version referred to as an "updated version" or as a "new version". It should be noted that the cellular telephone **102** can operate the update process immediately after receiving the

- 12 -

update package. Alternatively, it can store the update package in a non-volatile memory, such as in the storage device 103, and operate the update process in some later time (such as on the next time the telephone reboots).

It is noted that a storage device can store content of original and/or updated versions. Those versed in the art would appreciate that content is normally stored in files, while a file, or the content stored therein is subject to updates by an update process.

In many times a file is constituted of logically sequential content. For example, in a file that includes text, wherein the text is "123456789", the character '2' is logically consecutive to the character '1', the character '3' is logically consecutive to the character '2' etc. However, those versed in the art would appreciate that, when storing this file in a storage device, it can become fragmented, i.e., different portions of the file can be stored in different areas of the storage device. In other words, a logically sequential content is not necessarily stored in a physically sequential manner in the storage device.

Furthermore, those versed in the art will appreciate that many storage devices include discrete areas in them. For example, hard drives include sectors and so do flash memory modules. A discrete area in a storage device is referred to as a "storage block", or shortly as "block". It is noted though that hard drives and flash memory modules are only two examples of a storage device. There are other known *per se* storage devices such as Random Access Memory (RAM) etc.

Bearing in mind that a logically sequential content is not necessarily stored in a physically sequential manner in the storage device, it should be appreciated that sequential content can be spread over several storage blocks. Furthermore, one storage block can include content belonging to several logically sequential contents (such as several files). Returning now to the previous example, where the text "123456789" constitutes logically sequential content, it should be appreciated that the content "1234" can be stored in one physical block, while the content "56789" in this example can be stored in a different

- 13 -

physical block that physically precedes the block where "1234" is stored (yet it is clear that logically the content "1234" precedes the content "56789").

The Logically sequential text "123456789" will be further considered as an original version. According to the example, it is possible to update this file to include an updated version, wherein the text stored in the updated version is "123756489". In this updated version the characters '4' and '7' were switched, compared to their position in the original version or in different words, in the updated version the character '7' replaces the character '4' that appears in the original version, while the character '4' replaces the character '7'. It should thus be appreciated that, in order to generate this updated version, it is possible to divide the original version into several segments (each segments constitutes a "logical block"). For example, the first segment includes the content "123", the second segment's content is "4", the third segment includes "56", the fourth includes "7" and the fifth includes "89". When generating the updated version, the first, third and fifth segments are left intact, while the second and fourth segments are switched. Thus, a segment includes logically sequential content.

It is possible to further define that segments are logically sequential segments of content that perform uniform behavior during update. In the example, the segment "123" is logically sequential and it informally stays unmodified in the updated version. Similarly, the segment "7" is also logically sequential (a sequence of 1 character is a valid sequence), and it is uniformly moved to occupy the position formerly occupied by "4", etc.

The previous example of the "123456789" text and the update thereof to the updated version "123756489", wherein each segment includes logically sequential content and performs uniform behavior during update, is a simplified example. In other examples it is possible to divide the content into segments that are logically sequential, perform uniform behavior during update and occupy physically sequential area in one or more physical block. Thus, if "123" is fragmented in a way where "12" is stored in a first block, while "3" is stored in a second block, wherein "12" does not sequentially precede "3", then according to

- 14 -

this example "123", although logically sequential, should be divided into two segments (specifically there are "12" and "3").

In this latter example the segment "12" can yet reside on two different blocks, as long as the blocks are sequential (a first block sequentially precedes a second block) and as long as the character '1' is stored in an area ending the first block while the character '2' is stored in the area opening the second block.

This latter example is non-binding. For example, an alternative embodiment can limit a segment to occupy physically sequential area in one physical block (unlike "one or more" in the previous example). Thus, if "12" is sequentially stored in two sequential blocks it must be further divided into two segments (one is "1" and the second is "2").

When content of a segment in the updated version (an "updated segment") corresponds to content of a segment in the original version (an "original segment"), these segments are considered as "corresponding segments" or "matched segments". Correspondence refers to any logical connection between the segments, wherein the updated segment can be a copy of the original segment, it can be a modified copy of the original segment (e.g., in large segments it is sometimes preferred to copy a whole segment and then modify part of the copied content), or it can include content received by performing a calculation using content stored in the original segment etc.

It is noted that sometimes there may be more than one updated segment corresponding to a certain original segment (e.g., the content of the original segment is copied twice, thus generating two updated segments corresponding thereto). The opposite is also true: Sometimes there may be more than one original segment corresponding to a single updated segment (e.g., in order to calculate the content of a single updated segment, it is possible to use content stored in two distinct original segments).

It was previously mentioned that in order to update an original version to an updated version, an update process operate in accordance with an update package. According to one embodiment, the update package includes update

- 15 -

commands (shortly "commands"), wherein each command corresponds to one segment in the original and/or updated versions. An update command can include a code indicative of an update operation and it is appreciated that the codes can be, e.g., a numerical code, bit-mask, a string code or any other code applicable to the case.

There are different update operations and hence update commands that are allowed for updating an original version to an updated version. For example:

A "delete" command corresponds to one segment in the original version, whose content is deleted when generating the updated version (hence this command does not correspond to any segment in the updated version). A deleted segment in the original version has no corresponding segment in the updated version. The delete command frees the segment in the storage device thus allowing writing other content into the segment. That is, the update process does not need to physically delete the content. It can only mark this area as free.

An "insert" command corresponds to one segment in the update version, wherein new content is added into this segment. An inserted segment in the updated version has no corresponding segment in the original version. It is noted that in some embodiments, when inserted content is written in a non-free area (i.e., physical area that includes content that was not freed before, for example, by a delete command), the original content is overridden by the inserted content and therefore considered as deleted. In these embodiments such an insert command is considered as equivalent to a delete command followed by an insert command.

A "copy" command corresponds to one segment in the original version (an "original segment") and to one segment in the updated version (an "updated segment"), wherein content of the original segment is copied to the updated segment. The original and updated segments are considered as corresponding segments. After performing a copy operation (in

- 16 -

accordance with a copy command), the area previously occupied by the original segment is considered free, thus it is allowed to write other content therein. It is noted that the update process does not need to physically delete (free) the content. It can only mark this area as free. In addition, similarly to the insert command, there are some embodiments, wherein inserted content that is written into a non-free area (i.e., physical area that includes content that was not freed before, for example, by a delete command), overrides the non-freed content, which is therefore considered as deleted. In these embodiments such a copy command is considered as equivalent to a delete command followed by a copy command.

A "replace" command replaces content of an original segment with new content in the update version and hence it corresponds to one original segment and to one updated segment. The content of the original segment is deleted while supplementary data (such as data stored in the replacements supplementary data portion, 419, of Fig. 4 below) is written into the updated segment. However, those versed in the art would appreciate that there are transforming functions, such as bitwise XOR (exclusive or), that transform data to another in a reversible manner. For example, it is possible to bitwise XOR the content of the original segment with data ("transforming data") that yields the content of the updated segment. Those versed in the art would appreciate that it is later possible to bitwise XOR the updated content with the transforming data to yield back the original content (bitwise XOR is a mathematically revertible function, i.e. if "A XOR B = C" than "C XOR B = A"). In an embodiment using transforming functions to replace content the supplementary data can include the transforming data.

It is noted that the exemplary commands described above are non-limiting and there may be additional types of update commands (such as "backup") or fewer types of update commands in an update package. For example, it should be

- 17 -

appreciated that instead of a “replace” command it is possible to use a combination of “delete” and “insert” as was previously explained. According to a different example there can exist a simple update package that instructs the update process only to delete one segment (and hence this package does not include any insert, copy and replace commands), etc.

There are storage devices **103** that permit accessing content (for reading and/or for writing) stored in one block at a time. In an update package adapted for such a storage device, the commands corresponding to a single block should better be organized in groups, wherein the commands in each group correspond to one block and do not include commands corresponding to other blocks interweaved in between. Doing this the update process can access in one read operation all the original content that is required from the original block or access in one write operation all the updated content that is required to the updated block. Interweaving commands that correspond to different blocks in an update package adapted to such a storage device, whenever the update process performs an operation in accordance with a command it accesses the whole block, although it actually requires access to a segment thereof.

Before turning to **Fig. 2**, it is noted that the term “stored version” is used for referring to the version currently stored in the storage device. The stored version can be, e.g., an original version, it can be an intermediate version, as illustrated, for example, with reference to **Fig. 2** below, or it can be an updated version.

Fig. 2 illustrates simplified exemplary stages in updating an original version **201** to an updated version **202** in a storage device allowing access to whole blocks. The original version **201** includes four blocks, specifically these are **203**, **204**, **205** and **206**. The updated version **202**, according to this example, also includes four blocks, namely **207**, **208**, **209** and **210**, wherein block **207** replaces block **203**, block **208** replaces block **204**, block **209** replaces block **205** and block **210** replaces block **206**. According to the example, the update process first replaces block **203** with block **207**. Thus, the stored version **211** includes a

- 18 -

combination of the original version **201** and the updated version **202**, wherein the first block is **207** (which belongs to the updated version) while the other blocks (i.e., **204**, **205** and **206**) still belong to the original version **201**. Next, according to the example, the update process replaces block **204** with block **208**, thus the stored version becomes **212**. Then the stored version **213** is generated, and finally the stored version becomes the updated version **202**. Versions that are partly original and partly updated (e.g., versions **211**, **212**, **213**) are referred to as "intermediate versions".

It should be appreciated that the update process illustrated in **Fig. 2** can terminate, normally or not, at any stage. Thus, the stored version stored in the storage device can be any of the versions **201**, **211**, **212**, **213** or **202**. Furthermore, since interruption may occur while storing content in an updated block, the last updated block at the point of interruption may be corrupted, that is, it may contain undefined content as is known to those versed in the art .

It should be noted that the example provided with reference to **Fig. 2** is by no way binding. Original, intermediate and/or updated versions can include any number of blocks, a block can include any applicable number of bits and the update process can perform any operation applicable to the case apart or in addition to replacing blocks (such as deleting blocks, inserting blocks, moving blocks etc.).

In addition, in a storage device that allows access to portions of blocks, there can also exist original, updated and intermediate versions. However, in these cases **Fig. 2** would illustrate segments instead of blocks.

Fig. 3 illustrates an exemplary original version **301** and a corresponding exemplary updated version **302**. The original version is sometimes also referred to as a "source version" while the updated version is sometimes referred to as a "target version". Segments **303**, **304**, **305**, **306**, **307** and **308** constitute together the original version **301**, while segments **309**, **310**, **311**, **312**, **313**, **314** and **315** constitute together the updated version **302**. It is noted that the original version includes fewer segments compared to the updated version (six segments in the

- 19 -

original version compared to seven segments in the updated version). Thus, the update process inserted new content (segments **311** and **313** in the example) into the updated version. In addition, it is noted that the content of segments **303**, **305**, **306** and **308** in the original version is identical to the content of segments **309**, **312**, **315** and **314** of the updated version, respectively. That is, the original content of these segments is copied into the corresponding segments in the updated version. Furthermore, the content of segment **307** of the original version is deleted thus it does not appear in the new version, while the updated content of segment **310** replaces the original content of segment **304**.

10 In the example of **Fig. 3** the original version **301** is stored in one block in the storage device, specifically, block **316**. The update process is an in-place update process, that is, the updated version overrides the original version, hence the update version **302** is also stored in block **316**. However, this is non-limiting and a version (an original and/or updated version) can be stored in more than one
15 block as was previously explained, with reference to the “123456789” example. In addition, it is possible to see **301** and **302** as part of larger original and updated versions. Thus, the term “original version **301**” and “updated version **302**” refer to the versions as a whole, or to one block there from.

While looking at the figure it is illustrated that there are two free segments
20 padding the original version **301** on both sides. Specifically, these are segments **318** and **319**. There are also two free segments, **320** and **321** padding the updated version **302**. It is noted that the free segments **318**, **319**, **320** and **321** are not part of the original or updated versions, instead they are unused spaces in the block **316**, when occupied by the original or updated version. These free segments can
25 sometimes be used for storing content which is part of other files. It is further noted that according to the example, the free segment **320** is smaller than the free segment **318**, while the free segment **321** is smaller than the free segment **319**. That is, the space occupied by the original version **301** is smaller than the size occupied by the updated version **302**.

- 20 -

The segments **303** and **309** are corresponding segments. Similarly are **304** and **310**; **305** and **312**; **306** and **315**; and **308** and **314**.

Fig. 4 illustrates alternative update packages **401** and **402** adapted to update the original version **301** of **Fig. 3** to the updated version **302** thereof. The update package **401** includes update commands for updating the version. The command **403** instructs the update process to copy the original content of segment **303** to the updated segment **309**. The update command **404** instructs the update process to replace the original content of segment **304** with the "replaced data", thus yielding the updated content of the updated segment **310**. It should be noted that it is also possible to use a transforming function, such as XOR in order to replace data, as was previously explained. In such an embodiment the "replaced data" would store the transforming data.

Command **405** is in charge for deleting the original content of segment **307**; command **306** copies the original content of segment **308** to the updated segment **314**; command **407** copies the original content of segment **306** to the updated segment **315**; command **408** instructs the update process to insert the "inserted data" into the updated segment **313**; command **409** instructs it to copy the original content of segment **305** to the updated segment **312**; and command **410** is in charge of inserting the inserted data as the updated content of segment **311**. It is noted that data provided to the update process, such as inserted and/or replaced data, are interweaved with the update commands of the update package **401**. Such an update package, where data are interweaved with the update command is referred to as a "data indistinct update package" or "data interweaved update package".

It is noted that the order by which the update commands appear in the update package is not necessarily equivalent to the order of the respective segments in the original and/or updated versions. In addition, it is noted that if **301** and **302** are parts of an original an updated version then the update package includes additional commands, for updating additional segments of additional blocks. In this case **401** is part of an update package.

- 21 -

It is further noted that data such as "inserted data" and "replaced data" that are required for some update commands are generally referenced as "supplementary data". An update command that requires supplementary data is referenced as a "data consuming update command".

5 The update package **402** is an alternative update package (or a part thereof) that generates the updated version **302** from the original version **301**. The update commands in the update package **402** are equivalent to the update commands of the update package **401**, and ordered in the same order as they appear therein: command **411** is equivalent to command **403**; command **412** is
10 equivalent to command **404**; command **413** is equivalent to command **405**; command **414** is equivalent to command **406**; command **415** is equivalent to command **407**; command **416** is equivalent to command **408**; command **417** is equivalent to command **409**; and command **418** is equivalent to command **409**. However, in the update package **402**, unlike the update package **401**, all the
15 supplementary data required for insert and replace commands appear in the end of the update package. The portion **419** of the update package is used for storing supplementary data required for replace commands (hence it is referred to as a "replacements supplementary data portion"), while the portion **420** of the update
20 package is used for storing data required for insert commands (hence it is referred to as an "insertions supplementary data portion"). Such an update package, where supplementary data are stored in supplementary data portions is referred to as a "data distinct update package".

It is noted that each supplementary data portion (such as portions **419** and **420**) can include supplementary data items that correspond to more than one data
25 consuming update command. In the example of **Fig. 4**, the insertions supplementary data portion **420** includes supplementary data of the update commands **416** and **418**.

According to one embodiment, a data consuming update command can include a pointer to the respective supplementary data item that is stored in the
30 update package, e.g., a pointer to the beginning of supplementary data item

- 22 -

included in one of the portions 419 and 420. According to a different embodiment, each update command that requires supplementary data can include the size of the respective data, thus allows computing the position where the respective supplementary data item begins. This is non-binding and other
5 embodiments are allowed as well. For example, the supplementary data portion can associate with each supplementary data item the size of this item. If the supplementary data items are stored in the supplementary data portion by the same order of the data consuming update commands in the update package, then a person versed in the art would appreciate that this embodiment allows
10 computing the position where a supplementary data item, respective of each data consuming update command begins.

It would be appreciated by those versed in the art that original versions are updated to yield updated versions. Such an update (or an original version to an updated version) is referenced as "forward updating". In addition, those versed in
15 the art would appreciate that while forwarded updating versions, an update package is processed from its beginning towards its end. Processing an update package from its beginning towards its end is referred to as "forward processing" of the update package.

According to the invention, it is sometimes required to reverse the
20 direction of update, thus returning to the original version. Such a reverse is sometimes desired, for example, when the forward update process fails in the middle, thus yielding a stored version that is an intermediate version. A cellular operator, for example, may wish to return to the previous version (the original version) when such failure occurs.

25 According to another example, when an update process starts operating it can present a message to the user such as "the handheld is not updating software. The update is expected to last for 30 minutes during which the telephone will be inoperable". If the user must use his telephone within the coming 30 minutes he is given the option to cancel the update process (thus postponing it to some later
30 time). However, the update process can perform part of the update task before the

- 23 -

user presses cancel, which results in an intermediate version. Therefore, when the user presses "cancel" the update process has to reverse and return to the original version.

Returning from a stored version to its corresponding original version is referred to as "roll-back", while an update process that performs roll-back is referred to as a "rolling-back update process". According to one embodiment of the invention a rolling back update process can operate in accordance with the update package used for forward updating this original version, but in a reversed direction (i.e., from its end toward the beginning) as will further be explained in detail.

The examples provided are by no way limiting and other examples and reasons for roll-back exist as well. One such additional example is when a cellular operator successfully updates an original version to an updated version, however, the updated version is found non-satisfactory and therefore the operator would rather return (roll-back) to the previously operating original version. That is, roll-back does not require that the stored version would be an intermediate version; it can occur also when the stored version is an updated version.

Returning to the update package 402 of Fig. 4, 421 is a "direction indication", constituting "update attribute bits". The direction indication is used to indicate the direction by which the update process should operate, and/or the reason for this operation. For example, there can be different codes for the different directions and/or reasons of operation.

However, this is non-limiting and other embodiments can store the direction indication in other storage areas which are not necessarily part of the update package. For example, there can be a "direction indication buffer" in the storage device 103.

In accordance with certain embodiments the direction of the update is one of two directions. Specifically, the direction is one of forward and roll-back. This is non-limiting and other embodiments can have any direction applicable to the case.

- 24 -

When an update process, operating in accordance with one embodiment of the invention starts operating, it needs to identify the direction of operation and the start position. It is noted that when a forward update initially begins, the stored version is normally the original version, the start position is the beginning
5 of the original version and the beginning of the update package, and the direction is forward (as was already noted). However, if the stored version is an intermediate version, the start position would be somewhere along the intermediate version and along the update package. Similarly, the direction can be either forward or roll-back.

10 Returning to **Fig. 3**, it was already mentioned that during the update process several segments were modified (therefore constituting "replaced blocks" or "inserted blocks"). It was also explained with reference to **Fig. 4** that the content of the modified segments is provided with the update package used by the update process. Thus, it is possible to predict what should be the content of an
15 updated segment, based on the update package.

According to one embodiment, therefore, it is possible to include in the update package signatures corresponding to the modified portions in the update segments. A signature, for example, can be a known *per se* checksum computed for the specific block. The signatures can be stored together with their
20 corresponding blocks. However, alternative embodiments are allowed as well, such as storing signatures in the beginning or end of the update package, in separated tables etc.

It was also explained (e.g., with reference to **Figs. 3 and 4**) that content of some segments is copied from the original version to the updated version.
25 Therefore, given an original version and an update package, it is possible to compute signatures for all segments in the updated version. Furthermore, it is possible to compute one signature that corresponds to all the segments in a block that are part of the updated version. Such a signature is referred to as a "block's updated signature".

- 25 -

It is further possible, according to the embodiment, to calculate a "block's original signature", that is, a signature that corresponds to all the segments in a block that are part of the original version.

Understanding this, and bearing in mind the explanation that a stored
5 version can be either an original version, an intermediate version or an updated version (see, for example, **Fig. 2**), a person versed in the art would appreciate that by calculating signatures of blocks in the stored version and comparing them with the blocks' original signatures and with the blocks' updated signatures it is possible to determine the identity of the stored version. Furthermore, if the stored
10 version is determined to be an intermediate version, it is possible to determine the position of interruption of the previously running update process. Then it is possible to locate the update command in the update package that corresponds to the position of interruption.

In storage devices that allow access to content that occupies part of a
15 block it is further possible to compare segments' signatures, in order to determine the segment where interruption of the previously running update process occurred.

It is further possible to associate with the update package records referenced as "state records". According to one embodiment it is possible to
20 associate a state record with commands corresponding to each block, wherein the state record reflects the state of the update process, as it should be after the update of the corresponding block is completed. For example, the state-record can include a copy of the block in RAM used by the update process to hold variables that maintain the process, such as known *per se* local variables.

25 After determining the identity of the stored version, the position of interruption of the previously running update process and the state record, it is possible, according to one embodiment of the invention, to reverse (or revert) the update process, thus returning to the original version that existed before the previously running update process started running.

- 26 -

Fig. 5 is a flowchart illustrating operations performed before reversing an update process, according to an embodiment of the invention. In **501** the update sequence is determined in accordance with the update package and in **502** the update process reads the first block of the stored version in accordance with the update sequence. In **503** the signature corresponding to the read block is accessed (e.g., by reading it from the update package) and a corresponding signature is calculated in **504**, based on content read in **502**. If in **505** the update process identifies that the two signatures match and as long as there are other, un-examined blocks (see **506**), the signature corresponding to the next block in accordance with the update sequence is accessed in **507** and in **508** the block is read in order to calculate its corresponding signature in **504**. If in **506** it is found that there are no more un-examined blocks, this means that the stored version is an updated version and the update process terminates without reversing. It is noted though that this is non-limiting and other embodiments can reverse even a stored version, which is an updated version.

When in **505** the two signatures do not match, the update process can access the state record that corresponds to the read block, as done in **509**, in order to restore the process state in **510**. Once the state has been restored, the process reverses in **511** in order to return to the original version.

It is noted that according to one example, while updating a block the update process stores its original content in a backup buffer to allow restoring its content if the update process fails before the block's update is complete ('backup-first'). A different example can store the updated block's content in the backup buffer ('update-first') without incurring changes to the block itself, instead of the original content, and then copy the updated content from the backup buffer to the block. In the backup-first case, when locating the point of interruption it is possible that the content of this block is corrupted. In this case the content can be recovered from the backup buffer. Alternatively, in case of 'update-first', the new content already exists in the backup buffer.

- 27 -

It is noted that **Fig. 5** is non-binding. In an alternative embodiment the signatures in the update package can correspond to blocks in the original version instead of the updated version. Those versed in the art will appreciate that instead of comparing signatures locating the point of interruption by looking to the first
5 block in the stored version whose signature does not match to the corresponding signature in the update package, in this alternative embodiment it is required to look for the first block in the stored version whose signature does match to the corresponding signature in the update package, wherein the point of interruption is the previous block in the stored version, according to the update sequence.

10 It was previously described that roll-back is sometimes performed due to user (hand-held owner) selection etc. In case of owner's initiated roll-back, it is not necessarily required to search for the start position. According to one embodiment of the invention, when canceling an update process it is possible to store an indication of the start position (the indication can be stored, for example,
15 in association with the direction indication).

Before turning on to describe how reversal can be performed, it is noted that it is also possible to reverse a rolling-back update, thus yielding a forward update. For example, if an owner cancels a forward update (thus starting a roll-back), he can change his mind and reverse the update process again (by canceling
20 the rolling-back update process), thus returning to the forward update, which results with an updated version. That is, according to one embodiment, when canceling an update process it is possible to "toggle" between forward and roll-back direction indications.

It is noted that because the term 'reversal' explains reversal from forward
25 updating to rolling-back and *vice versa* the update process operating before the reversal is referred to as pre-reversal update process and the one operating after the reversal is referred to as post-reversal update process. It should be understood that if the pre-reversal update process performs forward update, then the post-reversal update process performs roll-back. The contrary is also correct: if the

- 28 -

pre-reversal update process performs roll-back, then the post-reversal update process performs forward update.

Similarly, the stored version that exists before the update process (forward-update or roll-back) starts operating is generally referred to as source version, while the stored version that the update process is generally referred to as a "target version". The source version can be an original version, an updated version or an intermediate version. The target version can be either an original version or an updated version.

According to one embodiment of the invention, in order to allow reversal (from forward updating to rolling-back and *vice versa*), it is required to backup any content deleted during the pre-reversal update process, as it will be necessary to re-introduce this content into the target version. **Fig. 6** illustrates by way of example storing deleted content during a pre-reversal update process, according to one embodiment of the invention. In the figure, there is illustrated one segment **307** of the original version **301** (see **Fig. 3**), which is the source version in this example. There is also illustrated a portion of the update package **402** of **Fig. 4**, wherein the illustrated portion includes the delete update command **413**, in charge for deleting segment **307**. The portion also includes the replacements supplementary data portion **419**, the insertions supplementary data portion **420** and the direction indication **421**.

In addition, a "content reserve buffer" **601** is illustrated. The content reserve buffer, constituting a "save buffer", is an area in the storage device **103** accessible to the update process, that is specially allocated in order to allow reserving deleted content. According to one embodiment the content reserve buffer **601** can be allocated temporarily only for the duration of the update process and be reused afterwards for any other task. Before deleting content during the update process, it is possible to reserve (**602**) a copy thereof in the content reserve buffer. Alternatively, it is possible to dedicate space in the update package for the content reserve buffer, thus ensuring that there is enough space in the storage device **103** for this buffer, in the cost of a larger update package

- 29 -

(which requires more bandwidth and/or more time to transmit, compared to a smaller update package).

It is noted that **Fig. 6** illustrates reserving content during a delete operation. However, this is non-limiting and according to some embodiments reserving should occur whenever the update process performs an operation that overrides content, such as “replace”, in order to allow for a later reversal of the advancing update process. It is further noted that embodiments operating a transforming function while performing a “replace” operation, can avoid reserving the stored content before overriding it with the replacing content, because the transforming data can be re-applied to the replacing content in order to re-transform it back to content identical to the stored content.

The embodiment of **Fig. 6** is non-binding and alternative embodiments are allowed as well. For example, it is possible to include a copy of the deleted data in the update package. This way more network resources will be required in order to transmit the update package (which becomes even larger), yet, the update process will be faster, as no reserve operations are required.

Fig. 7 illustrates by way of example reducing usage of a content reserve buffer, according to one embodiment of the invention. It is noted that supplementary data items used for insertion and replacement commands in the pre-reversal update process are not required after performing their respective update commands as their supplementary data is already written into the target version. Yet, it was already explained that content deleted during the advancing update process is reserved, e.g., in the content reserve buffer. Thus, it is appreciated that the content stored in the content reserve buffer can be copied (701) into the update package, in-place of the already used supplementary data 420, allowing to free (and/or re-use) the content reserve buffer thereby.

As suggested by the latter example of **Fig. 7**, the update package itself can be updated in-place, which may require a reliable modification method for modifying its storage area in case the update process is interrupted. Reliable in-place modification of the update package can use any reliability technique, such

- 30 -

as using a backup buffer, package signatures and state records as was previously explained.

According to one embodiment of the invention it is possible to replace the supplementary data items whenever they become "free" (i.e., substantially immediately after using each one of them). According to a different embodiment
5 it is possible to replace the supplementary data items at a later time, e.g., upon termination of the update process.

It should be appreciated that sometimes there are two or more deleted segments, whose content (or at least part of their content) is similar or shared.
10 According to an alternative embodiment, when two or more segments share content, this content can be reserved only once, while the other occurrences can reserve an indication as to where the reserved content is stored or how to retrieve it.

When the pre-reversal update process terminates, the direction indication
15 **421** is set to indicate which direction should a preceding update process operate, if such an update process initiates. It is noted that if the pre-reversal update process fails, or stopped in the middle, it also sets the direction indication **421**, to indicate whether the preceding update process (if initiated) should operate in a forward or roll-back mode (such as in **Fig. 5, 511**).

20 According to the invention, reversing a forward update process is performed by undoing each of the update commands performed by the forward update process but in a reversed order, starting from the last update command performed by the forward update process, and terminating with the first update command in the update package. Similarly, reversing a rolling-back update
25 process is performed by redoing each of the update commands, whose reversing command was performed by the rolling-back update process, starting from the last reversed-update command performed by the rolling-back update sequence.

Reversing will be further explained with reference to the example previously presented in **Figs. 3 and 4**. According to the example it is assumed
30 that the forward update process operated successfully and yielded the updated

- 31 -

version **302** by updating the original version **301** in accordance with the update package **402**. It is noted that following this successful forward update the direction indicator **421** indicates that the update process direction should be reversed (i.e., the preceding update process, if initiated, will operate as roll-back).

5 According to the example, the rolling-back update process undoes the update operations done by its preceding forward update process, but in a reversed order: starting from the last update command executed before the advancing process terminated and terminating with the first update command **411**. In the example, the first update command to be undone by during roll-back is **418**. It is
10 noted that while reversing an update process, the supplementary data portions (**420** and **421** in the figure) are also accessed in a reversed order.

 According to the example, the supplementary data portions include reserved content written thereto while deleting content during the forward update. Understanding that a rolling-back update behaves like a forward update
15 (apart from the reversed direction of progress and the reversal of the commands), it should be appreciated that whenever the rolling-back update process deletes content from the stored version, a copy of the deleted content is written into the supplementary data portions (or into the content reserve buffer).

 The following example explains how each of the exemplary update
20 commands (copy, delete, insert and replace) can be undone by performing an appropriate operation (a "reversing update command" or "reverting operation"), which reverses the original operation's result:

 A "delete" operation can be undone (or rolled-back, reversed) by an insert operation. The content previously deleted by the delete command
25 is the supplementary data for the insertion command. For example, the delete operation performed by the command *delete 307* (see, for example, command **413**) is reversed by *insert 307 supplementary-data* (wherein the supplementary data can be store in the supplementary data portion or in the content reserve buffer).

- 32 -

An "insert" operation performed in accordance with an "insert" command can be undone by a delete operation. For example, command **418** (*insert 311*) can be undone by performing *delete 311*. It is noted that when deleting content while performing the reversing command, the deleted content should be reserved, e.g. in the content reserve buffer or in the insert supplementary data portion.

A "copy" operation can be undone by copying the updated segment back to its original position. For example, the command **417** (*copy 305 → 312*) can be reversed by the command *copy 312 → 305*.

A "replace" operation can be undone by deleting content inserted by the pre-reversal update process and writing instead data stored in the replacements supplementary data portion **419** or in the content reserve buffer. In other words, a replace operation can be undone by another, reversed, replace operation. However, those versed in the art would appreciate that if a transforming function such as bitwise XOR is used for 'insert' in the pre-reversal update process, then the insert operation can be reversed by operating the same transforming function on the content previously written by the pre-reversal insert operation using the supplementary data (transforming data), in order to yield back the content stored in the pre-reversal segment.

It is thus illustrated that a reversed update command (or a rolling-back update command) reversely corresponds to an update command.

Fig. 8 is a flowchart illustrating the main procedures performed while updating a source version to a target version in a reversible update process, according to one embodiment of the invention. It is noted that the direction of the update process is determined in **801** in accordance with the value of the direction indicator **419**. If the indicator indicates that the update process should operate as forward update, then the update process will operate in **802** in accordance with the update package in a forward direction. Upon termination (normal termination or failure), in **803**, the

- 33 -

update process will set the direction indicator to indicate that a preceding update process, if initiated, should perform roll-back,. However, if the update process determines in **801** that the update process should operate to perform roll-back, then it will operate in **804** in accordance with the update package in roll-back direction. Upon termination (normal termination or failure), in **805**, the update process will set the direction indicator to indicate that a preceding update process, if initiated, should perform forward-update.

Fig. 9 is a flowchart illustrating in detail a forward update process, according to one embodiment of the invention. Upon start, in **901**, the update process has to locate the position in the stored version where it should start updating. It is appreciated that if the stored version is the original version then the start position is the beginning of the version, if the stored version is the updated version then the start position is the end of the version (hence the forward update process will terminate without performing any update operation), and if the stored version is an intermediate version then the start position is in the termination point of the previously running update process (see, for example, **Fig. 5**).

In **902** the update process initiates the process' state. If the stored version is an intermediate version then the state would be initiated in accordance with the state record. However, if the stored version is an original or updated version then the state would be initiated as new. In addition, at this stage the update process locates the update command from where it should start reading, and it determines pointer positions such as in the replacements supplementary data portion **419**, the insertions supplementary data portion **420** and the content reserve buffer **601**, thus allowing it to access (for reading and/or writing) the correct data items stored therein.

It is illustrated in **903** that if the stored version is an updated version, and remembering that the update process is a forward update

- 34 -

process, then there are no more update commands in accordance with the update sequence, and therefore the update process terminates without performing any update command. However, if the stored version is an original version or an intermediate version then the update process reads from the update package the next update command in accordance with the update sequence and operates accordingly. If the update command is a 'copy' command (905) the content of the original segment is copied into the updated segment in 906. It is noted that when the target segment is not free, there are some embodiments that require reserving the content stored therein in the content reserve buffer (or in the insertions supplementary data portion 420), as if there is a delete command before the copy command.

If the command is an 'insert' command (907) then in 908 data is copied from the insertions supplementary data portion 420 into the updated segment and in 909 the pointer in the insertions supplementary data portion is advanced to the next data item. Again, there may be some embodiments wherein before inserting the supplementary data into the updated segment, if the updated segment is not free, content stored therein is reserved in the content reserve buffer (or in the insertions supplementary data portion 420), as if there is a delete command before the copy command.

If the command is a 'delete' command (910) then in 911 the content stored in the original segment is copied into the content reserve buffer (or into the insertions supplementary data portion 420), and in 912 the pointer to in the content reserve buffer is advanced to the next available space.

According to the example (where there are 'copy', 'insert', 'delete' and 'replace' commands), those versed in the art would appreciate that if the update command is neither 'copy', nor 'insert' nor 'delete', it must be 'replace'. Therefore, in 913 the content of the original segment is bitwise XORed with the transforming data, wherein the result is stored in the

updated segment (see 914) and the pointer to the next data item in the replacements supplementary data portion 419 is advanced to the next data item.

5 Fig. 10 is a flowchart illustrating in detail rolling-back a stored version, according to one embodiment of the invention. Upon start, in 1001, the update process has to locate the position in the stored version where it should start updating. It is appreciated that if the stored version is the original version then the start position is the beginning of the version (hence the rolling-back update process will terminate without performing
10 any update operation), if the stored version is the updated version then the start position is the end of the version, and if the stored version is an intermediate version then the start position is in the termination point of the previously running update process (see, for example, Fig. 5).

15 In 1002 the update process initiates the process' state. If the stored version is an intermediate version then the state would be initiated in accordance with the state record. However, if the stored version is an original or updated version then the state would be initiated as new. In addition, at this stage the update process locates the update command from where it should start reading, and it determines pointer positions
20 such as in the replacements supplementary data portion 419, the insertions supplementary data portion 420 and the content reserve buffer 601, thus allowing it to access (for reading and/or writing) the correct data items stored therein.

25 The rolling-back update process operates in accordance with a roll-back update sequence, which is opposite to the update sequence of the update package. It is illustrated in 1003 that if the stored version is an original version, and remembering that the update process is a rolling-back update process, then there are no more update commands in accordance with the roll-back update sequence, and therefore the update
30 process terminates without performing any update command. However, if

- 36 -

the stored version is an updated version or an intermediate version then the roll-back update process reads from the update package the next update command in accordance with the reversed update sequence (or in other words: the previous update command in accordance with the update sequence) and performs the update operation reversely corresponding to the update command.

If the update command is a 'copy' command (1005) the content of the updated segment is copied into the original segment in 1006, which is the update command reversely corresponding to the 'insert' command. It is noted that when the original segment is not free, there are some embodiments that require reserving the content stored therein in the content reserve buffer (or in the insertions supplementary data portion 420), as if there is a delete command before the copy command, in accordance with the roll-back update sequence).

If the command is an 'insert' command (1007) then in 1008 data is copied from the stored version to the content reserve buffer (or to the insertions supplementary data portion 420), which is the update command reversely corresponding to the 'insert' command, and in 1009 the pointer to the content reserve buffer is advanced to the next available space (alternatively the pointer to the insertions supplementary data portion is retreated to the previous data item).

If the command is a 'delete' command (1010) then in 1011 data is copied from the insertions supplementary data portion 420 (or from the content reserve buffer) into the original segment, and in 1012 the pointer in the insertions supplementary data portion is retreated to the previous data item. Again, there may be some embodiments wherein before copying the supplementary data into the original segment, if the original segment is not free, content stored therein is reserved in the content reserve buffer (or in the insertions supplementary data portion 420), as if

- 37 -

there is an insert command before the delete command, in accordance with the roll-back update sequence).

According to the example (where there are 'copy', 'insert', 'delete' and 'replace' commands), those versed in the art would appreciate that if the update command is neither 'copy', nor 'insert' nor 'delete', it must be 'replace'. Therefore, in 1013 the content of the updated segment is bitwise XORed with the transforming data, wherein the result is stored in the original segment (see 1014). According to the embodiment the transforming data is stored in the replacements supplementary data portion 419. Therefore, in 1015 the pointer to the next data item in the replacements supplementary data portion 419 is retreated to the previous data item.

The invention provides for a method for providing an update process of a stored version. The method comprising:

providing a forward update for updating the stored version to a first version;

providing a roll-back update for updating the stored version to a second version;

applying a first update operation being either of said forward update and said roll-back update; and

applying a second update operation being either of said forward update and said roll-back update and being other than said first update operations.

It is appreciated that in accordance with certain embodiments the first version can be one of several versions, including original version and updated version. However, this is non-limiting and other embodiments may have a different version being the first version, such as an intermediate version.

Similarly, it is appreciated that in accordance with certain embodiments the second version can be one of several versions, including

- 38 -

original version and updated version. However, this is also non-limiting and other embodiments may have a different version being the second version, such as an intermediate version.

5 In addition, it is appreciated that in accordance with certain embodiments the first update operation can be one of several update operations, such as forward update operation and roll-back update operation. This is non-limiting and other embodiments may have different update operation being the first update operation.

10 It is also appreciated that in accordance with certain embodiments the second update operation can be one of several update operations, such as forward update operation and roll-back update operation. This is non-limiting and other embodiments may have different update operation being the second update operation.

15 **Fig. 11** is a block diagram schematically illustrating a system **1101** for updating a stored version of content stored in a storage device, according to one embodiment of the invention. The system **1101** includes a direction determination unit **1102** adapted for determining direction of the updating, for example, in accordance with the direction indication **421**.

20 The system **1101** also includes a forward updating processor **1103** coupled to the direction determination unit **1102**. When the direction determination unit **1102** determines that the direction of the updating is indicative of forward, the forward updating processor **1103** forward-updates the stored version to the updated version in accordance with the update sequence. This is done, for example, in accordance with the
25 flowchart of **Fig. 9**.

When the direction determination unit **1102** determines that the direction of the updating is indicative of roll-back, a roll-back sequence generator **1104** that is coupled to the direction determination unit **1102** generates a roll-back update sequence opposite to the update sequence.
30 The roll-back sequence generator **1104** can follow the update sequence in

a reversed order, one command at a time. Alternatively it can follow the update sequence altogether, thus generating and storing the roll-back update sequence in the storage device, e.g., as a list.

5 The system **1101** also includes a roll-back updating processor **1105** coupled to the roll-back sequence generator **1104**. The roll-back updating processor **1105** rolls-back the stored version to the original version in accordance with the roll-back update. This is done, for example, in accordance with the flowchart of **Fig. 10**.

10 **Fig. 12** is block diagram schematically illustrating a system for reversing an update process, according to one embodiment of the invention. The system **1201** includes an update commands reversal unit **1202**. The update commands reversal unit **1202** reverses update commands in the update package that were previously performed during updating. See, for example, 1006, 1008, 1011 and 1013 in **Fig. 10**.

15 **Fig. 13** is a block diagram schematically illustrating a system **1301** for updating a stored version of content stored in a storage device. The system **1301** includes a direction determination unit **1302**. According to one embodiment, the direction determination unit **1302** uses the direction indication in order to determine direction.

20 A forward updating processor **1303** is coupled to the direction determination unit **1302**. When the direction is indicative of forward, the forward updating processor **1303** forward-updates the stored version to the updated version, e.g., in accordance with the flowchart of **Fig. 9**.

25 The system **1301** also includes a roll-back update processor **1304**. When the direction determination unit **1302** determines that the direction is roll-back, the roll-back update processor **1304** rolls-back the stored version to the original version, e.g., in accordance with the flowchart of **Fig. 10**.

30 It will also be understood that the system according to the invention may be a suitably programmed computer. Likewise, the invention

- 40 -

contemplates a computer program being readable by a computer for executing the method of the invention. The invention further contemplates a machine-readable memory tangibly embodying a program of instructions executable by the machine for executing the method of the invention.

The present invention has been described with a certain degree of particularity, but those versed in the art will readily appreciate that various alterations and modifications may be carried out, without departing from the scope of the following Claims:

CLAIMS:

1. A method for updating a stored version of content stored in a storage device using an update package, wherein the update package is adapted for updating an original version of content to an updated version, wherein the update
5 package includes update commands and wherein the updating is carried out in accordance with an update sequence, the method comprising:
determining direction of the updating including:
if the direction is indicative of forward then forward-
updating the stored version to the updated version in accordance
10 with the update sequence; and
if the direction is indicative of roll-back generating a roll-
back update sequence opposite to the update sequence and rolling-
back the stored version to the original version in accordance with
the roll-back update sequence.
- 15 2. The method of claim 1, wherein the stored version is one of a group including an original version, an updated version and an intermediate version.
3. The method of claims 1 and 2, wherein the update package includes update commands, each update command is of a group including copy update command, delete update command, insert update command and replace update
20 command.
4. The method according to any of the previous claims, wherein forward-updating performs update operations directly corresponding to the update commands in accordance with the update sequence.
5. The method according to any of the previous claims, wherein rolling-
25 back performs update operation reversely corresponding to the update commands in accordance with the roll-back update sequence.
6. The method according to any of the previous claims wherein before deleting content from the stored version the updating includes:
reserving content subject to deletion.

- 42 -

7. The method of claim 6, wherein an update command reversely corresponding to a delete command uses reserved content.

8. A method for reversing an update process, the update process is adapted for updating a stored version of content stored in a storage device to one of a
5 group including an updated version and an original version using an update package, the method comprising:

reversing update commands in the update package that were previously performed during updating.

9. The method of claim 8, wherein updating is forward-updating a stored
10 version to an updated version.

10. The method of claim 8, wherein updating is rolling-back a stored version to an original version.

11. A method for in-place updating a stored version of content stored in a storage device using an update package, wherein the update package is adapted
15 for updating an original version of content to an updated version, the method comprising:

determining direction of the updating; and

if the direction is indicative of forward then forward-updating the stored version to the updated version;

20 otherwise rolling-back the stored version to the original version.

12. A method for providing an update process of a stored version, comprising:

providing a forward update for updating the stored version to a first version;

25 providing a roll-back update for updating the stored version to a second version;

applying a first update operation being either of said forward update and said roll-back update; and

30 applying a second update operation being either of said forward update and said roll-back update and being other than said first update operations.

13. A method for providing an update process of a stored version, comprising:

applying a roll-back update for updating the stored version to an original version.

5 14. A system for updating a stored version of content stored in a storage device using an update package, wherein the update package is adapted for updating an original version of content to an updated version, wherein the update package includes update commands and wherein the updating is carried out in accordance with an update sequence, the system comprising:

10 a direction determination unit adapted for determining direction of the updating.

a forward updating processor coupled to the direction determination unit for forward-updating the stored version to the updated version in accordance with the update sequence when the direction of the updating is indicative of forward;

15 a roll-back sequence generator coupled to the direction determination unit for generating a roll-back update sequence opposite to the update sequence when the direction of the updating is indicative of roll-back; and

a roll-back updating processor coupled to the roll-back sequence generator for rolling back the stored version to the original version in accordance with the
20 roll-back update .

15. The system of Claim 14, wherein the direction determination unit determines direction in accordance with a direction indication.

16. The system according to anyone of claims 14 and 15, wherein the stored version is one of a group including an original version, an updated version and an
25 intermediate version.

17. A system for reversing an update process, the update process is adapted for updating a stored version of content stored in a storage device to one of a group including an updated version and an original version using an update package, the system comprising:

an update commands reversal unit for reversing update commands in the update package that were previously performed during updating.

18. A system for in-place updating a stored version of content stored in a storage device using an update package, wherein the update package is adapted for updating an original version of content to an updated version, the system comprising:

a direction determination unit adapted for determining direction of the updating;

a forward updating processor coupled to the direction determination unit for forward-updating the stored version to the updated version when the direction is indicative of forward; and

a roll-back updating processor coupled to the direction determination unit for rolling-back the stored version to the original version when the direction is indicative of roll-back.

19. A computer program comprising computer program code means for performing all the steps of claim 1 - 7, when said program is run on a computer.

20. A computer program as claimed in claim 19 embodied on a computer readable medium.

21. A computer program comprising computer program code means for performing all the steps of claim 8 - 10 when said program is run on a computer.

22. A computer program as claimed in claim 21 embodied on a computer readable medium.

23. A computer program comprising computer program code means for performing all the steps of claim 11 when said program is run on a computer.

24. A computer program as claimed in claim 23 embodied on a computer readable medium.

25. A computer program comprising computer program code means for performing all the steps of claim 12 when said program is run on a computer.

26. A computer program as claimed in claim 25 embodied on a computer readable medium.

- 45 -

27. A computer program comprising computer program code means for performing all the steps of claim 13 when said program is run on a computer.

28. A computer program as claimed in claim 27 embodied on a computer readable medium.

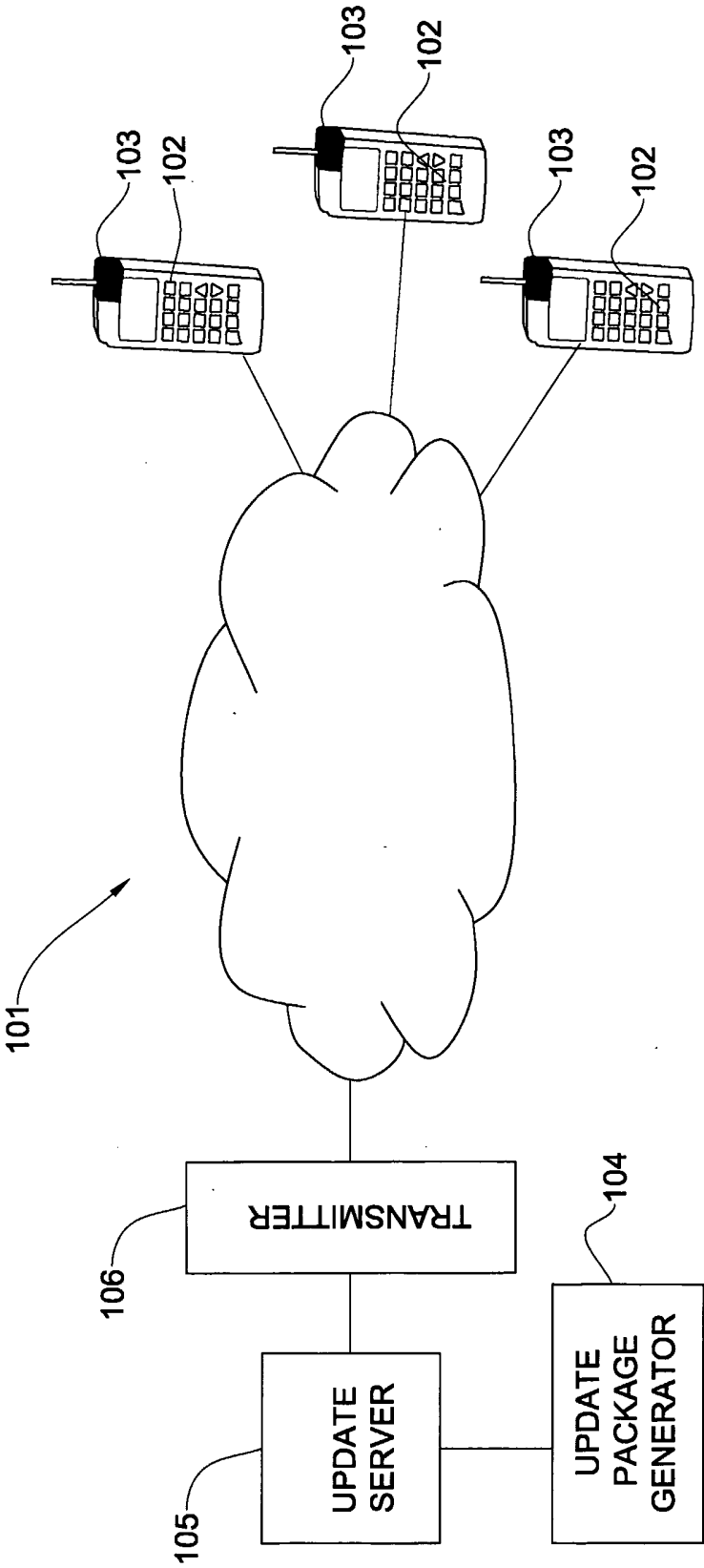


FIG. 1

2/13

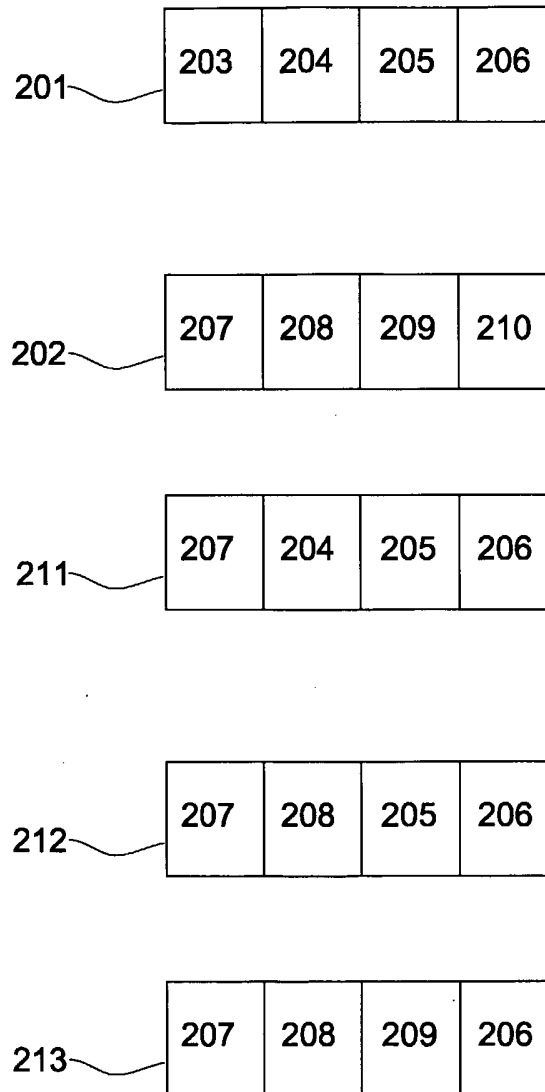


FIG. 2

3/13

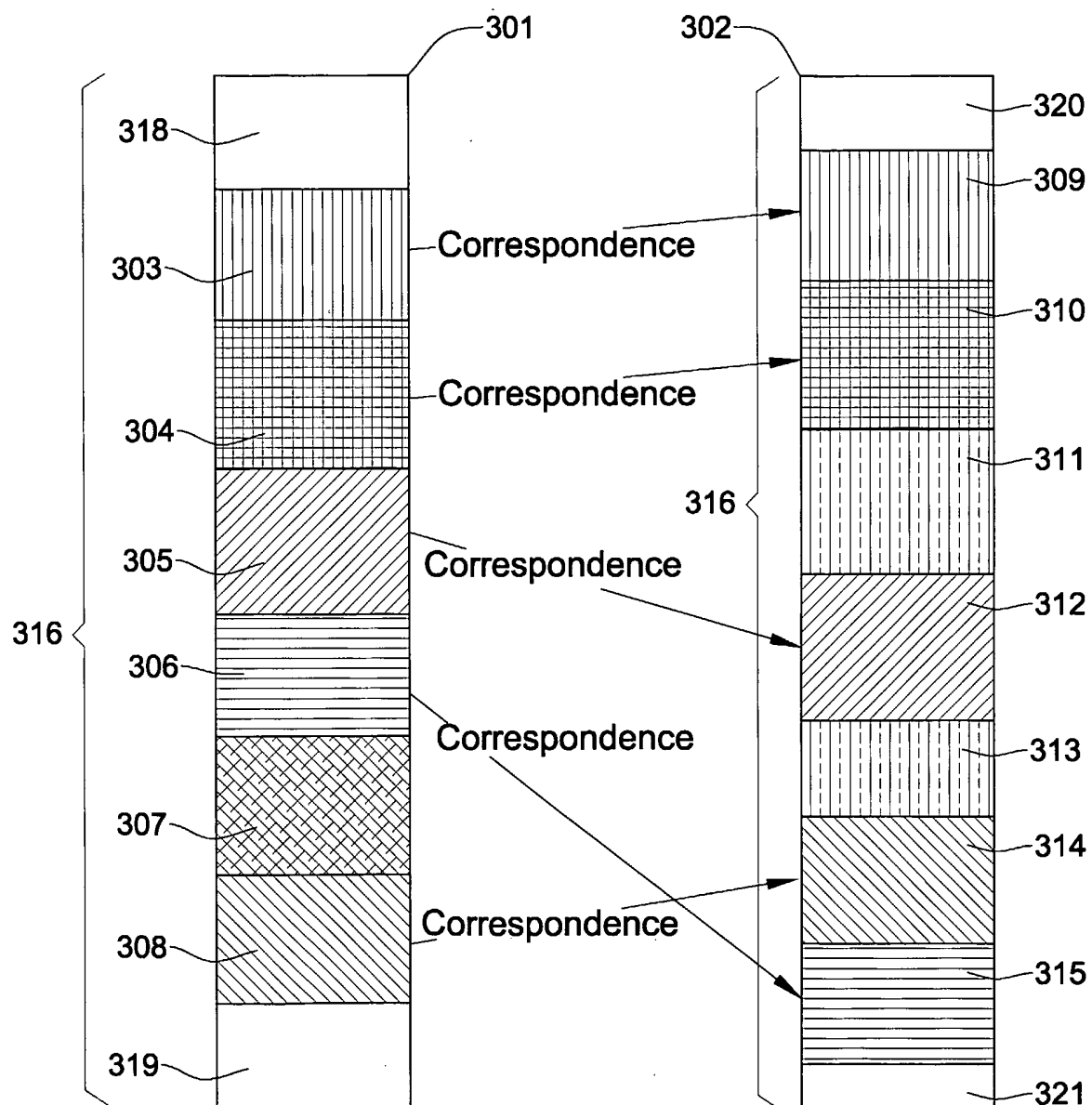


FIG. 3

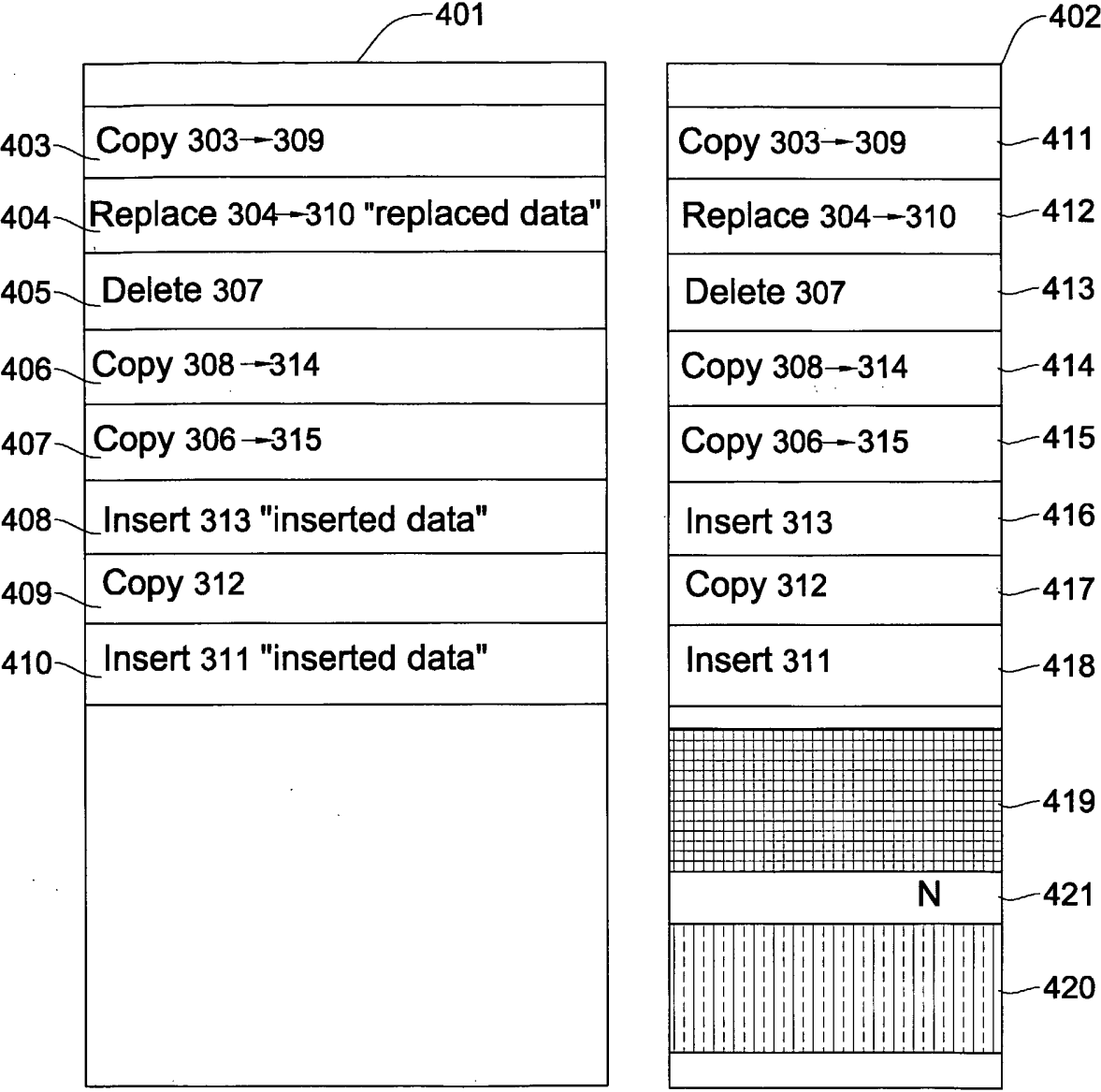


FIG. 4

5/13

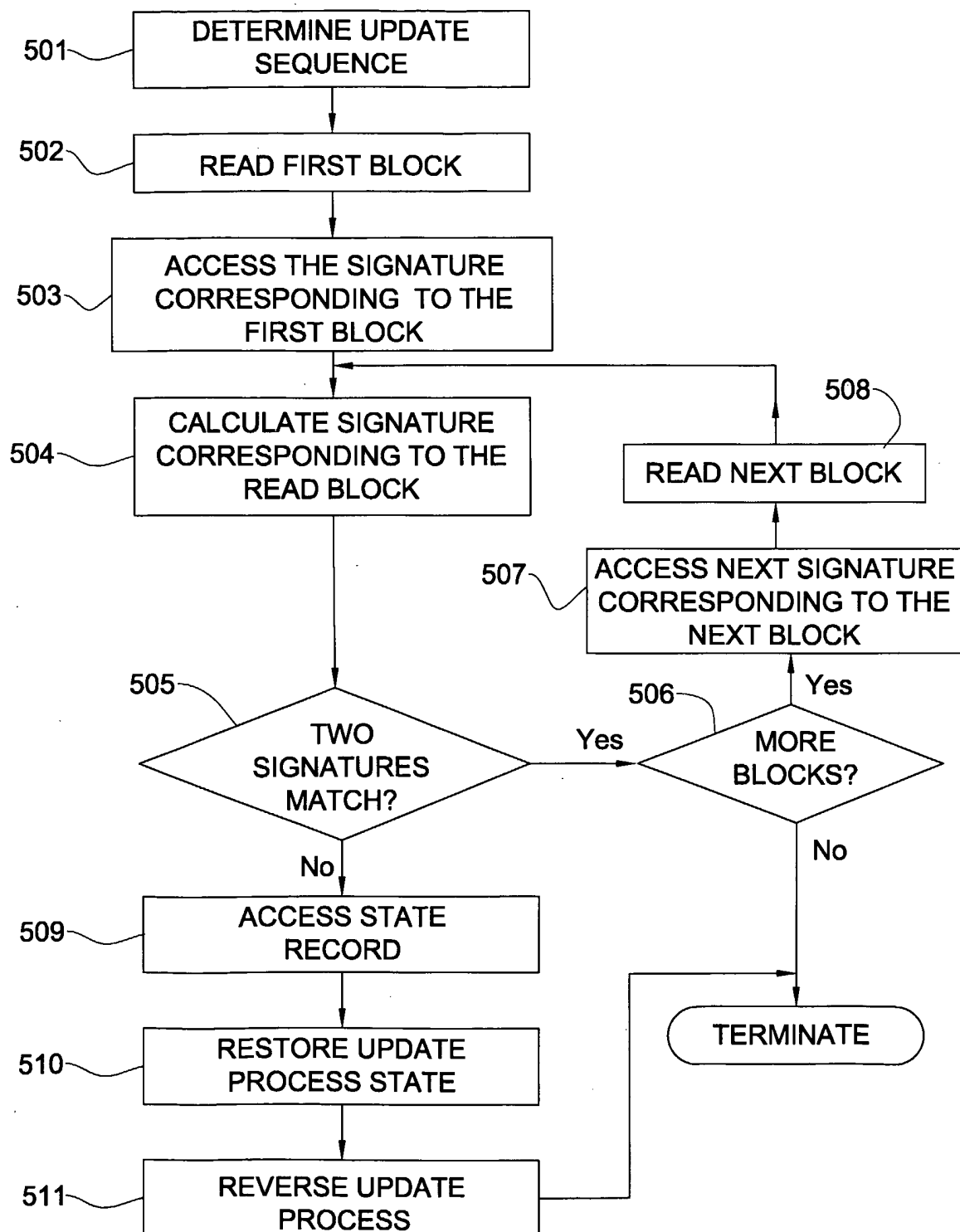


FIG. 5

6/13

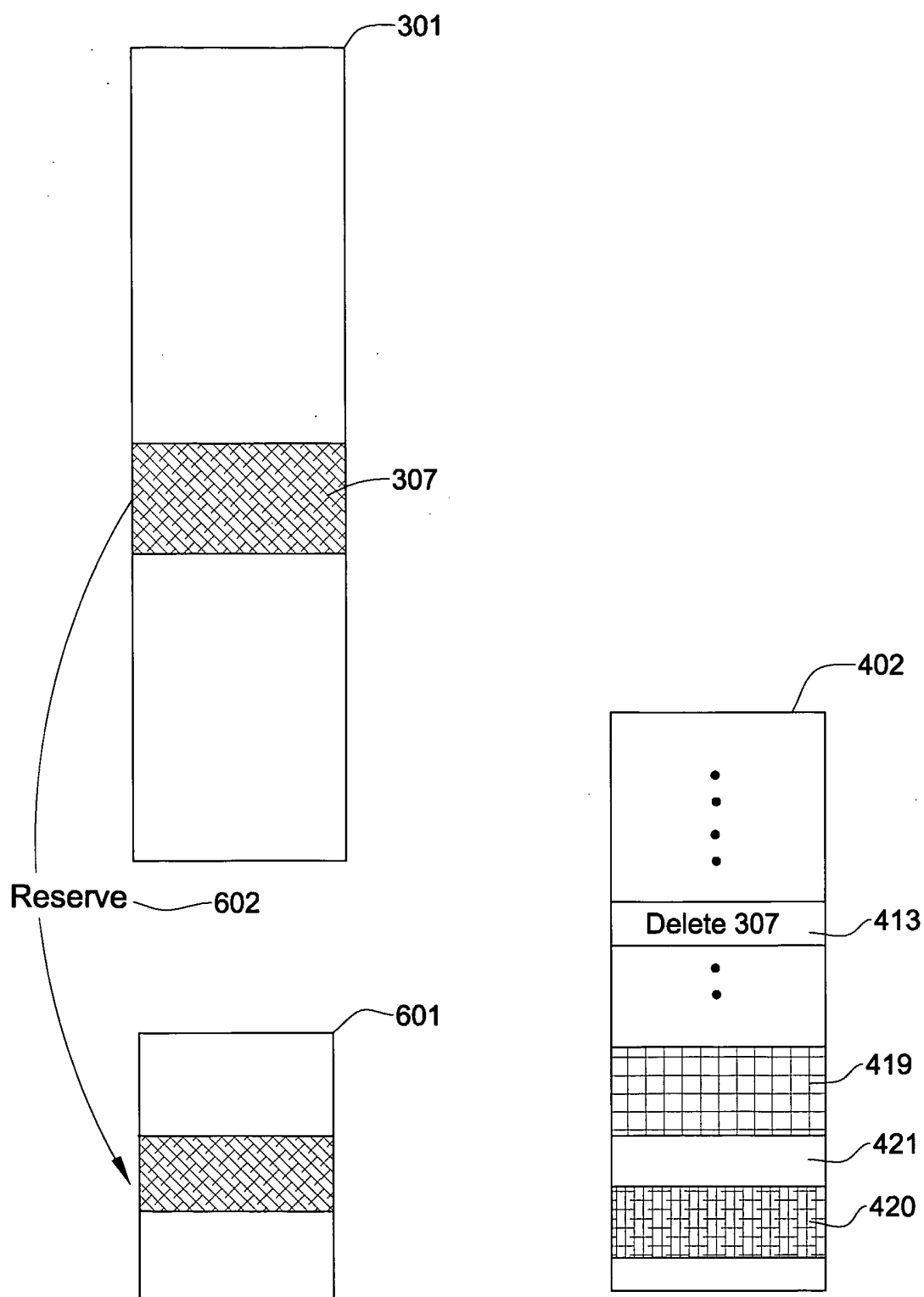


FIG. 6

7/13

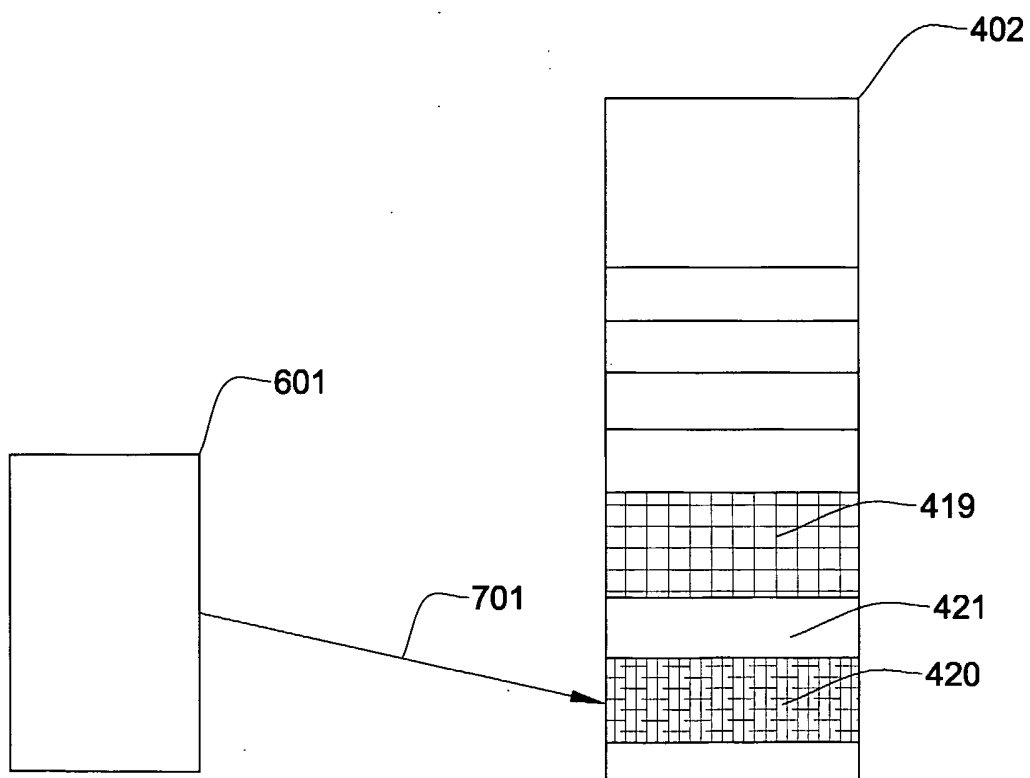


FIG. 7

8/13

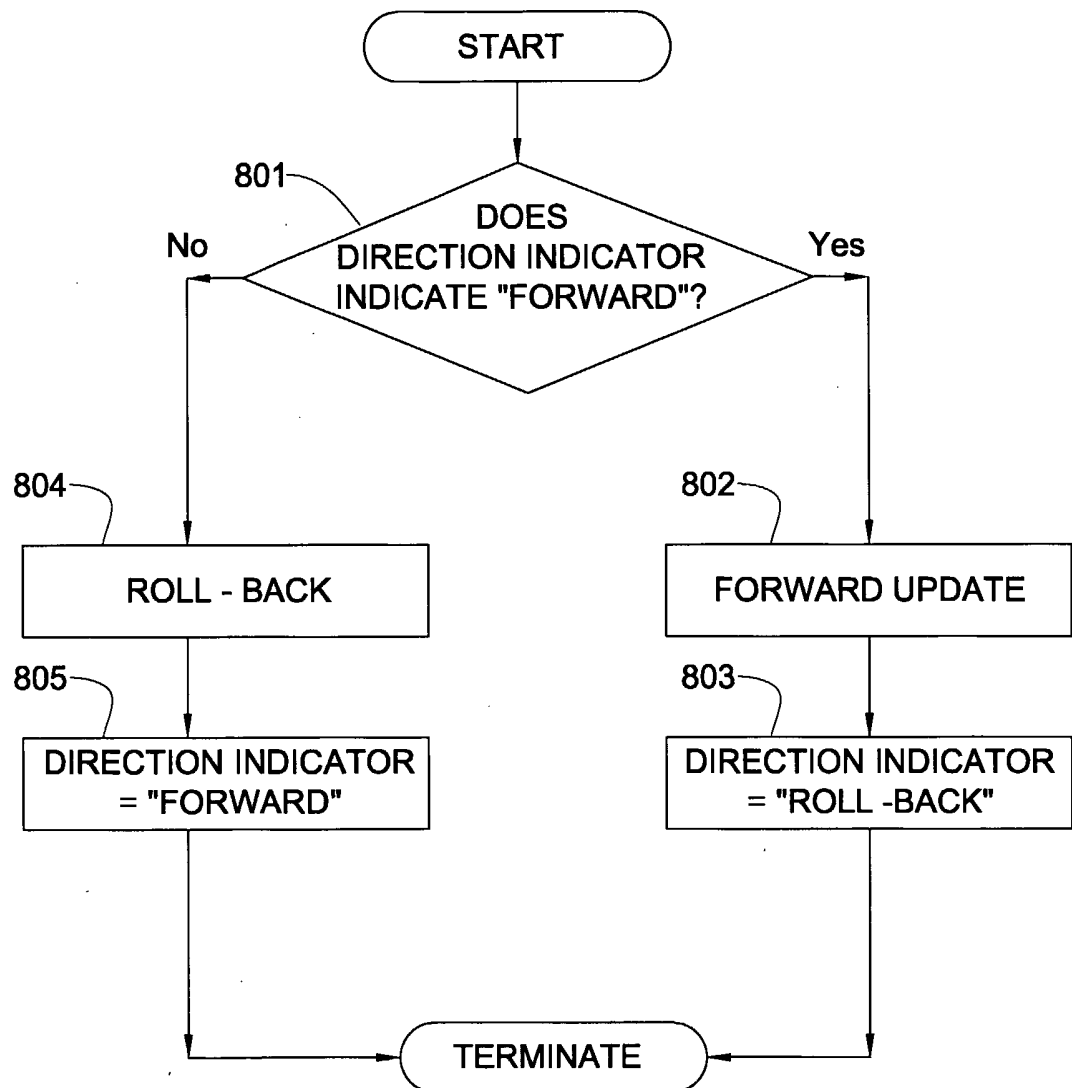


FIG. 8

9/13

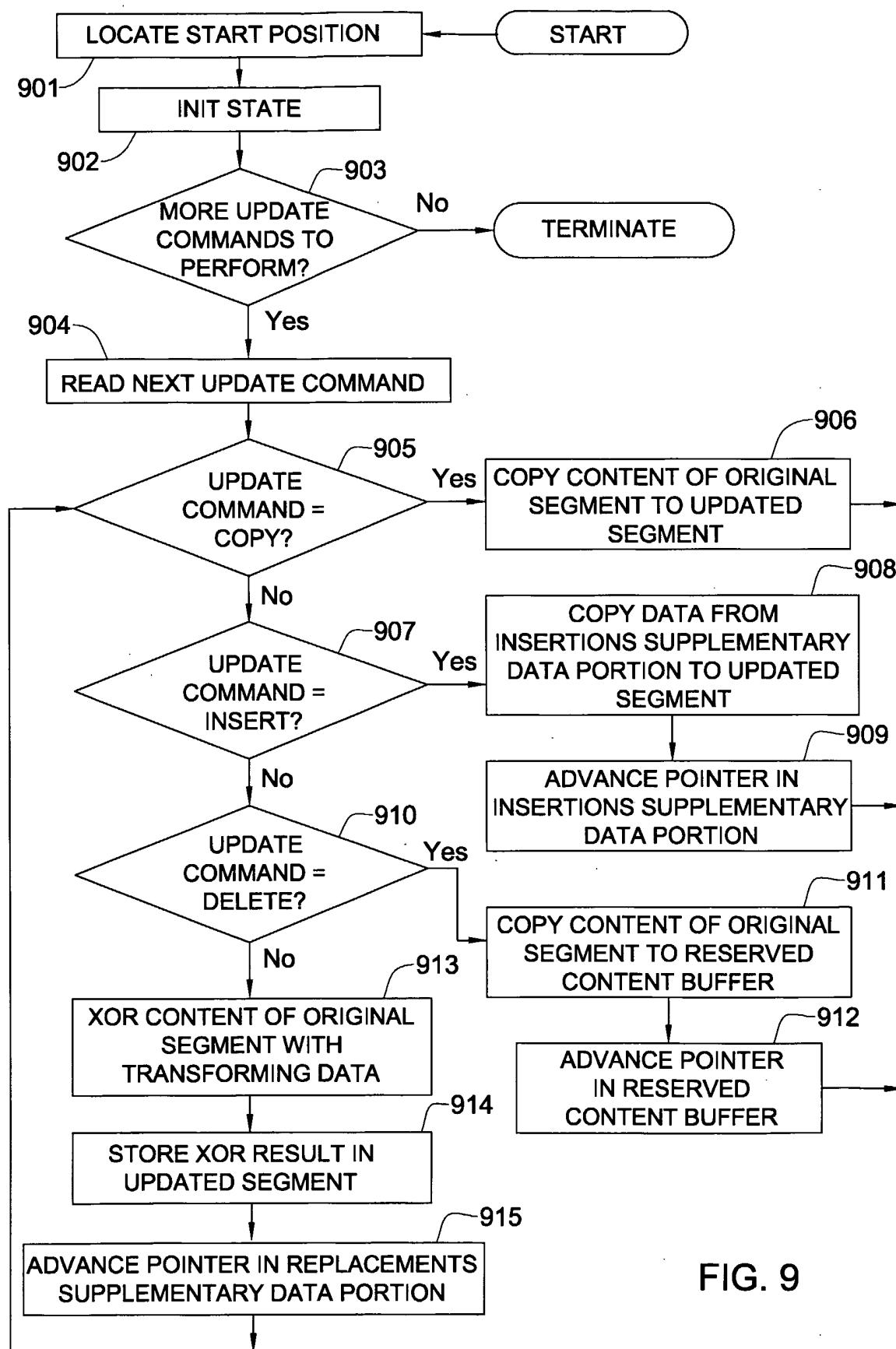


FIG. 9

10/13

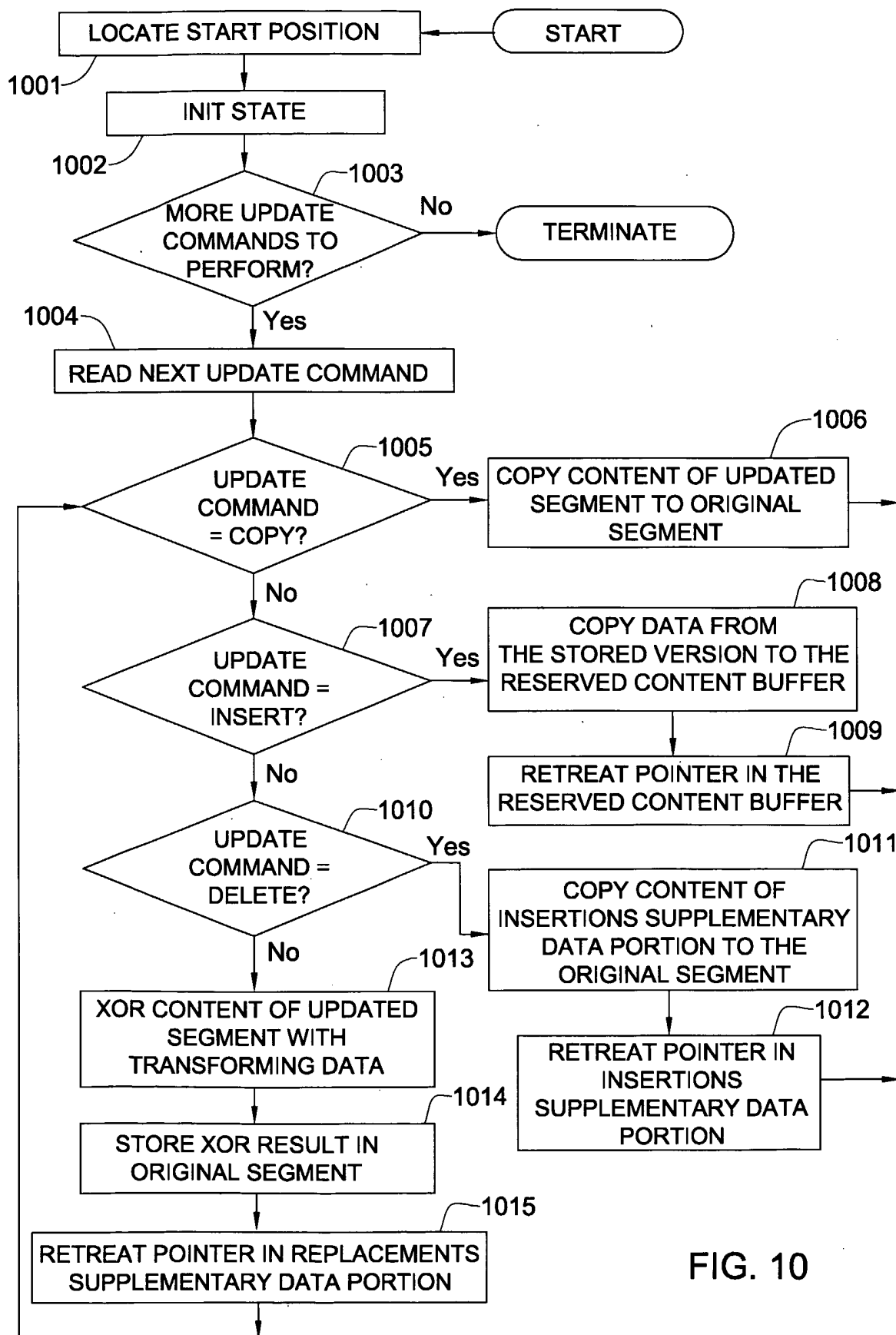


FIG. 10

11/13

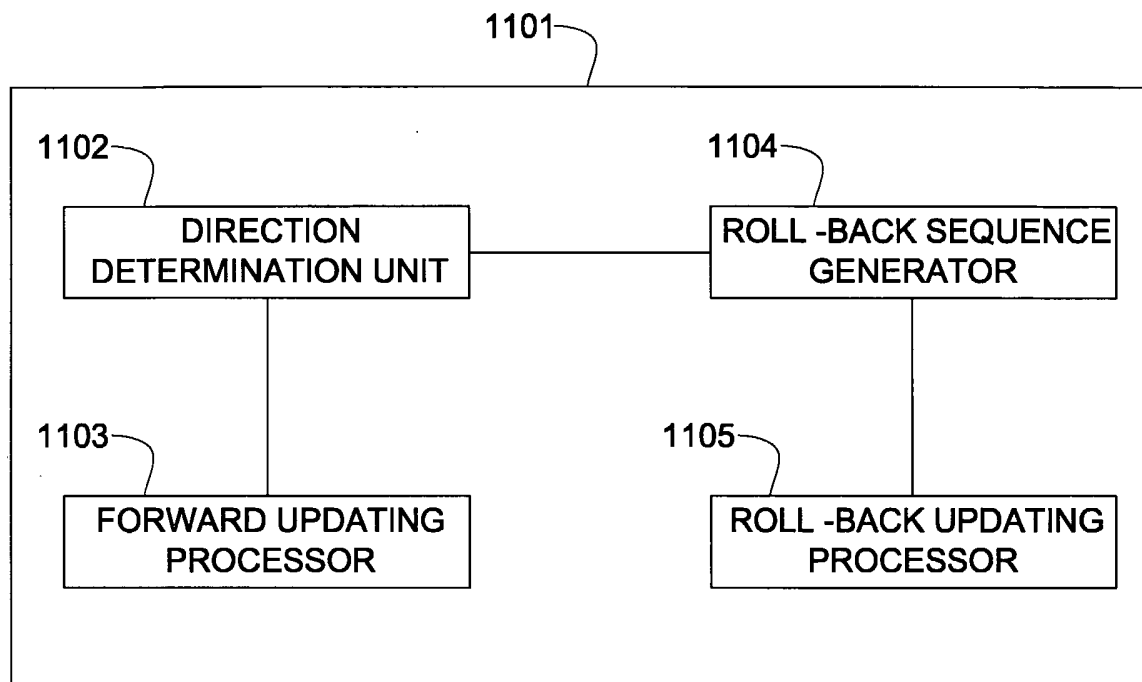


FIG. 11

12/13

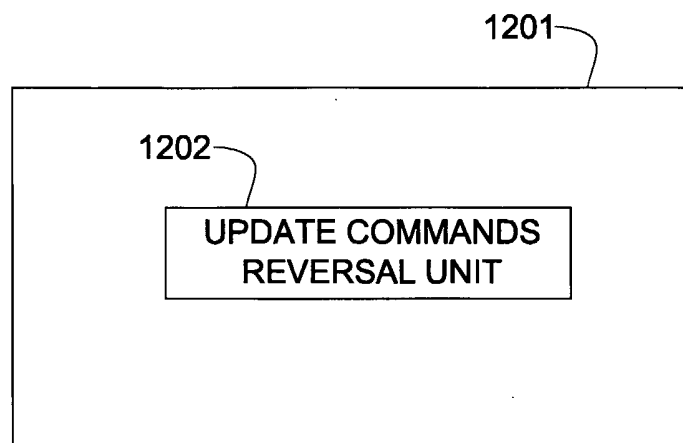


FIG. 12

13/13

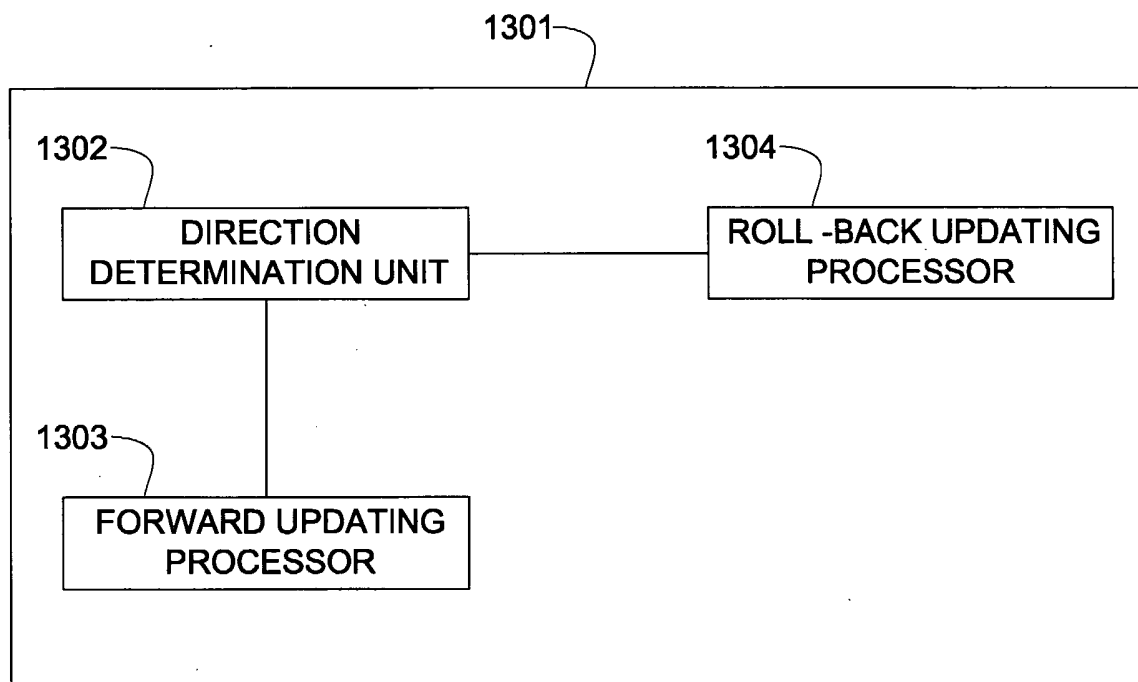


FIG. 13