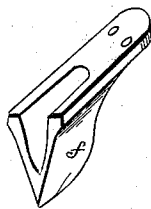
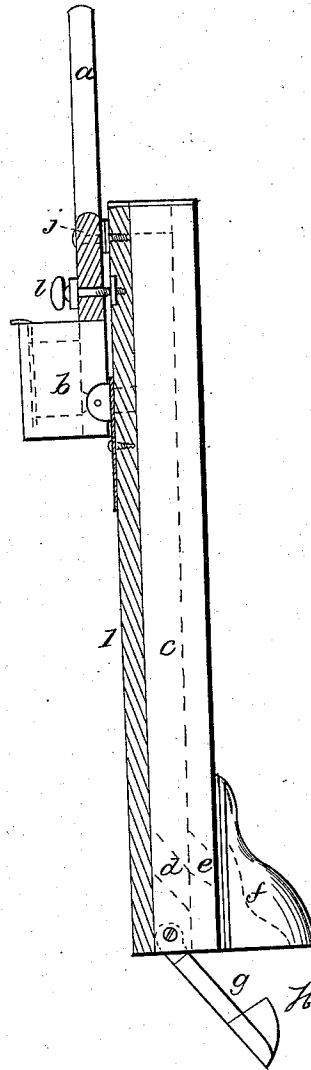
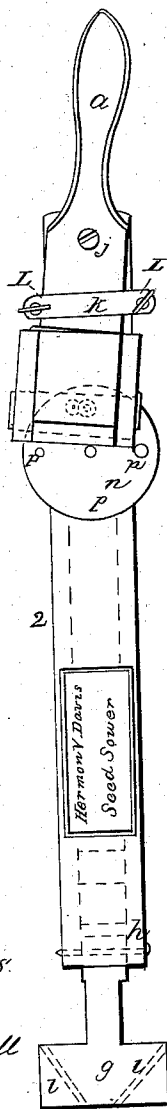


H. V. DAVIS.

Hand-Seeder.

No. 68,173

Patented Aug. 27, 1867.



retrosses.
Nellie M. Moor
Geo. A. Ramsdell

Inventor
H. V. Davis

United States Patent Office.

HERMON V. DAVIS, OF AMHERST, NEW HAMPSHIRE, ASSIGNOR TO CHARLES RICHARDSON, OF THE SAME PLACE.

Letters Patent No. 68,173, dated August 27, 1867.

IMPROVEMENT IN SEED-DRILLS.

The Schedule referred to in these Letters Patent and making part of the same.

TO ALL TO WHOM IT MAY CONCERN:

Be it known that I, HERMON V. DAVIS, of Amherst, in the county of Hillsborough, and State of New Hampshire, have invented a new and useful improvement on a machine for sowing garden and other seeds, called a Seed-Drill; and I do hereby declare that the following is a full, clear, and exact description of the construction and operation of the same, reference being had to the annexed drawings, making a part of this specification, in which—

Figure 1 is a perspective and side view, and

Figure 2 is a top view.

I construct my machine as follows: I make a piece of wood, *a*, fourteen inches long, two inches wide, and one-half inch thick. On the lower end is a seed-box, *b*, three inches long, one and a half inch high, and two inches wide, with slide or other cover. I make of thin boards a hollow box or conductor, *c*, twenty-one inches long, two inches square. The aperture is one and a half inch wide, and one inch high; three inches of the upper end of which is filled up. Two and a half inches from the lower end is a partition, *d*, a little above which is a mortise or hole, *e*, through the bottom of the conductor *c*, where the seeds fall into the drill. Just above this, and fastened by screws to the bottom of the conductor *c*, and extending to the rear, is a small plough, *f*, made of cast iron or some other metallic substance, grooved at the rear end, and two and three-fourths inches in length, two inches deep; bevel-constructed so as to pass through the soil freely; and to the rear end of the conductor *c* is attached a coverer made of cast iron, the upper end attached to the lower end of the conductor *c* by a pin, *h*, which passes through the sides of the conductor *c*, and through the coverer *g*, upon which it hangs. The lower part of the coverer *g* is four inches by two and three-eighths of an inch thick, on the bottom of which are two wings, *i i*, running diagonally, as indicated by drawings. To the upper end of the conductor *c* is attached the piece of wood *a*; at the lower end of this is attached the seed-box *b*. This piece *a* is attached to the conductor *c* by a screw, *j*, passing through it into the conductor *c* about one inch below the upper end of the conductor *c*, and acts as a pivot, upon which it vibrates by the motion of the hand. This piece or handle *a* extends eight inches above the upper end of the conductor *c*, and made of suitable form to be grasped by the hand. Two inches below the pivot *j* is a cross-piece, *k*, fastened on each side by screws *l* to studs of iron projecting from each side of conductor *c*. The object of this device is to hold the seed-box *b* in a proper position upon disk *n* to vibrate freely. The screws *l* at each side act as a gauge to the handle *a*, which it strikes in its vibrations when in operation. In the lower end of handle *a*, at the bottom of the seed-box *b*, is a hole, *o*, three-fourths of an inch in diameter. Directly under the hole *o* in the seed-box *b* is a thin piece of sheet iron, with a round hole, through which the seed passes, to protect the wearing of the parts. Just below the seed-box *b*, and on the top of the conductor *c*, is a disk or circular piece of sheet iron, *n*, in the centre of which is a hole in which is inserted a screw or pin, upon which it acts as on a pivot. Toward the outer edge are four or more holes of various sizes, adapted to the passage of the different-sized seeds which pass through them, and in such position that when the disk *n* is turned, the holes in the disk *n*, marked severally *p p p*, come directly under the hole *o* in the seed-box *b*, and directly over the hole in the conductor under the bottom of the seed-box.

To operate the machine the operator takes hold of the handle *a* and draws the machine toward him, and at the same time moves the handle *a* from right to left, and *vice versa*. The seed-box *b* being attached, the seed pass down through the hole *o* and *p*, falling into the aperture of the conductor *c*, then passing out at the hole *e*, at the lower end of conductor *c*, into the groove in the plough *f*, then falling into the drill made by the plough *f*, then being covered by the coverer *g*, which follows.

What I claim as my invention, and desire to secure by Letters Patent, is—

The several parts marked *a b c f g n k*, when the several parts are constructed, arranged, and operated as specified.

HERMON V. DAVIS.

Witnesses:

NELLIE M. MOOR,
GEO. A. RAMSDALL.