


*J Kinzer,*

*Reversible Latch.*

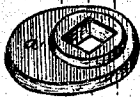
*No 103053.*

*Patented May 17. 1870.*

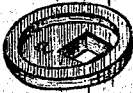
*Fig. 6.*



*Fig. 1.*



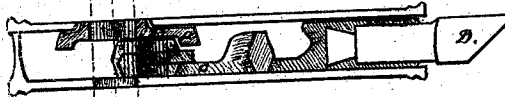
*Fig. 2.*



*Fig. 3.*



*Fig. 4.*



*Fig. 5.*

*Witnesses*

*J. W. Collins  
Danl Kinzer*

*Inventor  
Jacob Kinzer*

# United States Patent Office.

JACOB KINZER, OF PITTSBURG, PENNSYLVANIA.

Letters Patent No. 103,053, dated May 17, 1870.

## IMPROVEMENT IN REVERSIBLE LATCHES.

The Schedule referred to in these Letters Patent and making part of the same.

I, JACOB KINZER, of Pittsburg, in the county of Allegheny and State of Pennsylvania, have invented an Improvement in Reversible Locks, of which the following is a specification.

### *Nature and Objects of the Invention.*

My invention relates to the combination of a hollowed eccentric fitted into the lock-case, and a hub and latch sliding within said lock-case, in such a manner that the said eccentric shall permit the sliding of the latch to clear its head from the case, for reversing, the turning of the eccentric with its long reach to the rear, bringing all the pieces into place, with the spindle-seat in the eccentric and hub in line, the application of the spindle, when the lock is used, obviating all danger of breakage or disarrangement.

### *Description of the Accompanying Drawings.*

Figure 1 is a view of the eccentric showing its upper side.

Figure 2 is a view of the same, showing its under side.

Figure 3 is a view of the hub.

Figure 4 is a vertical transverse section, showing all the parts in place within the case.

Figure 5 is a vertical transverse section, showing the eccentric turned, and the latch thrown forward.

Figure 6 is a view of a lock, with this improvement, showing all the parts in place.

### *General Description.*

*a* is an eccentric, fitted into the lock-case, in the ordinary manner of a hub.

*b* is the hub, the arms of which rest upon the tail-piece of the latch, the top of the hub working in the hollow eccentric, *a*.

*c* is the latch, having a swivel head *d*, and thrown forward by a spring or other approved mode.

The lock being complete, in order to reverse the latch the eccentric *a* must be turned with its long reach to the front, the latch *c* will spring forward, carrying with it the hub *b* and freeing the swivel-head *d*, which may then be reversed, the turning of the eccentric *a*, with its long reach to the rear, bringing all back to their place.

I am aware that a sliding hub has been before combined with a swivel-headed latch, the hub and latch being retained in their normal position, and controlled by a device which, is, however, not the same as my hollow eccentric.

I claim as my invention, the application of a hollow eccentric in combination with a sliding hub and swivel-head latch, substantially as and for the purpose hereinbefore set forth.

JACOB KINZER.

Witnesses:

JOHN. W. CALMER,  
DANL. KINZER.