



(12) **United States Design Patent**  
**Williams et al.**

(10) **Patent No.:** **US D986,366 S**  
(45) **Date of Patent:** **\*\* May 16, 2023**

(54) **PUTTER HEAD**

FOREIGN PATENT DOCUMENTS

(71) Applicant: **Callaway Golf Company**, Carlsbad, CA (US)

KR 3020190013855 \* 3/2019

(72) Inventors: **Luke Williams**, Carlsbad, CA (US); **Sean Toulon**, Vista, CA (US); **Keith Kingston**, Carlsbad, CA (US); **Patrick Dawson**, Poway, CA (US)

OTHER PUBLICATIONS

Cleveland, announced 2020 [online], [site visited Nov. 23, 2022]. Available on internet, URL:https://www.amazon.com/Cleveland-Golf-Satin-Huntington-Beach/dp/B08FCZLS49/ref (Year: 2020).\*  
Ram store, announced 2019 [online], [site visited Nov. 23, 2022]. Available on internet, URL:Milled-Mallet-Putter/dp/B07R6M6Z41/ref (Year: 2019).\*  
TaylorMade, announced 2021 [online], [site visited Nov. 23, 2022]. Available on internet, URL:https://www.amazon.com/TaylorMade-M7037427-TP-Hydroblast-DuPage/dp/B092PMPWJ2/ref (Year: 2021).\*

(73) Assignee: **Topgolf Callaway Brands Corp.**, Carlsbad, CA (US)

(\*\*) Term: **15 Years**

\* cited by examiner

(21) Appl. No.: **29/794,627**

(22) Filed: **Jun. 14, 2021**

(51) **LOC (14) Cl.** ..... **21-02**

(52) **U.S. Cl.**  
USPC ..... **D21/736**

(58) **Field of Classification Search**  
USPC ..... D21/759, 789, 752, 733, 736, 708, 734,  
D21/735, 737, 738, 739, 740, 742, 743,  
D21/744, 745  
See application file for complete search history.

*Primary Examiner* — Khawaja Anwar  
*Assistant Examiner* — Julice Seung Eun Oum  
(74) *Attorney, Agent, or Firm* — Michael A. Catania;  
Rebecca Hanovice; Sonia Lari

(57) **CLAIM**  
The ornamental design for a putter head, as shown and described.

(56) **References Cited**

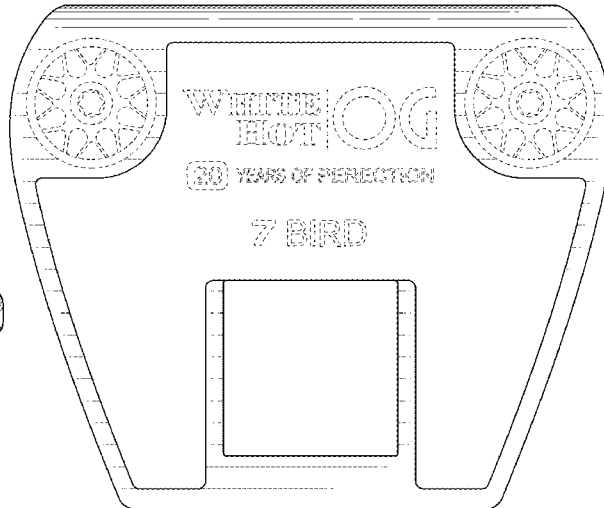
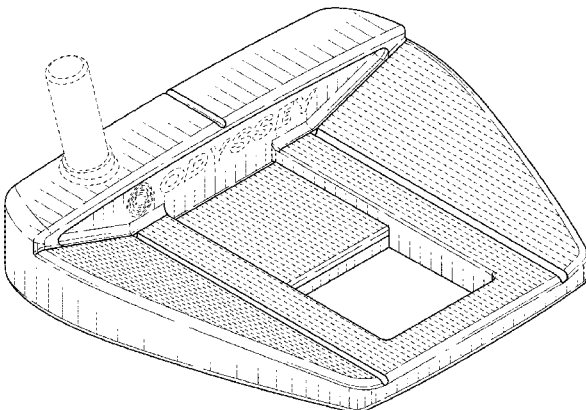
**DESCRIPTION**

U.S. PATENT DOCUMENTS

FIG. 1 is a rear perspective view of the putter head claimed herein;  
FIG. 2 is a front elevational view thereof;  
FIG. 3 is a rear elevational view thereof;  
FIG. 4 is a left side elevational view thereof;  
FIG. 5 is a right side elevational view thereof;  
FIG. 6 is a top plan view thereof; and,  
FIG. 7 is a bottom perspective view thereof.  
The broken lines shown form no part of the claimed design.

D500,109 S	*	12/2004	Solheim	.....	D21/736
D699,308 S	*	2/2014	Rollinson	.....	D21/736
D728,715 S	*	5/2015	Cameron	.....	D21/736
D807,453 S	*	1/2018	Serrano	.....	D21/743
D867,496 S	*	11/2019	Cameron	.....	D21/736
D893,645 S	*	8/2020	Serrano	.....	D21/743
D930,768 S	*	9/2021	Cameron	.....	D21/743
D936,768 S	*	11/2021	Cameron	.....	D21/736
D966,449 S	*	10/2022	Bruschi	.....	D21/736
D967,915 S	*	10/2022	Sizemore, Jr.	.....	D21/746

**1 Claim, 5 Drawing Sheets**



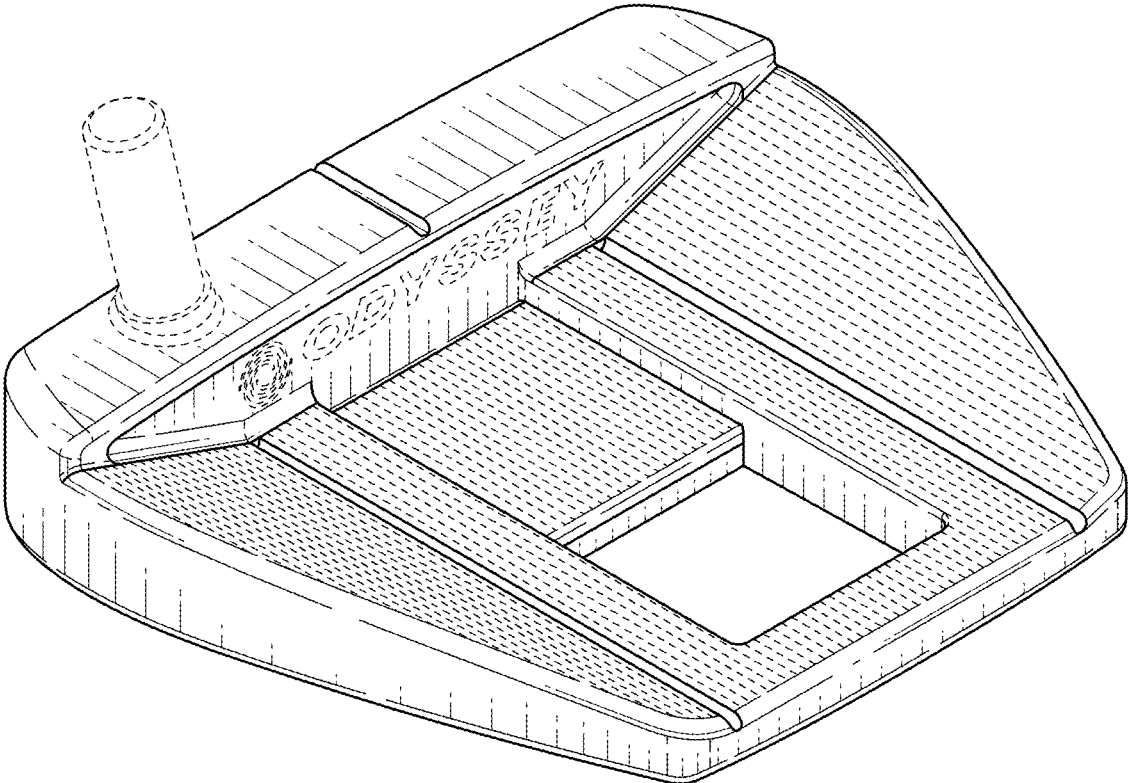


FIG. 1

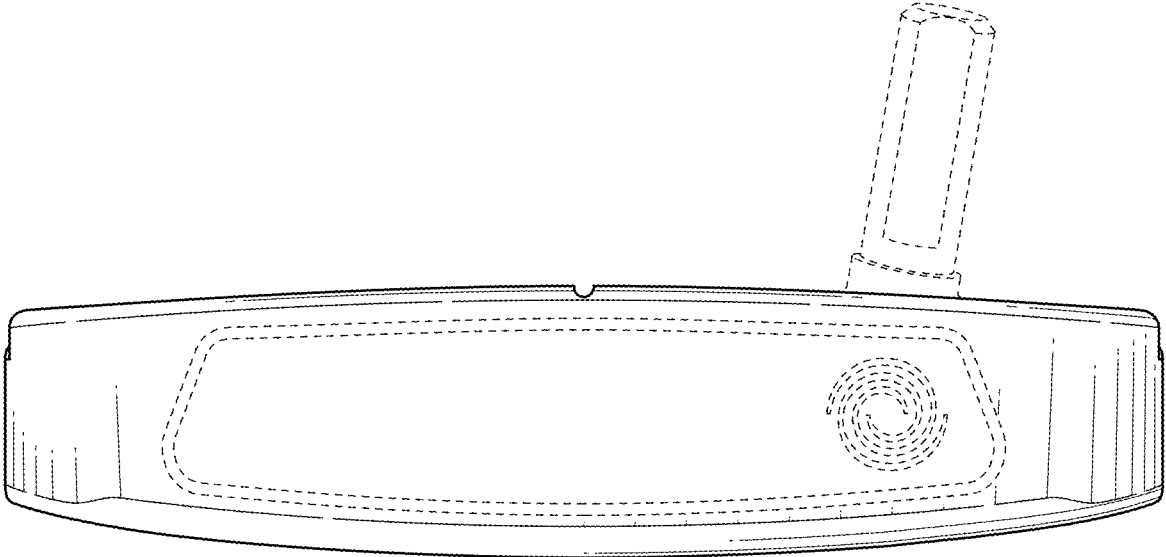


FIG. 2

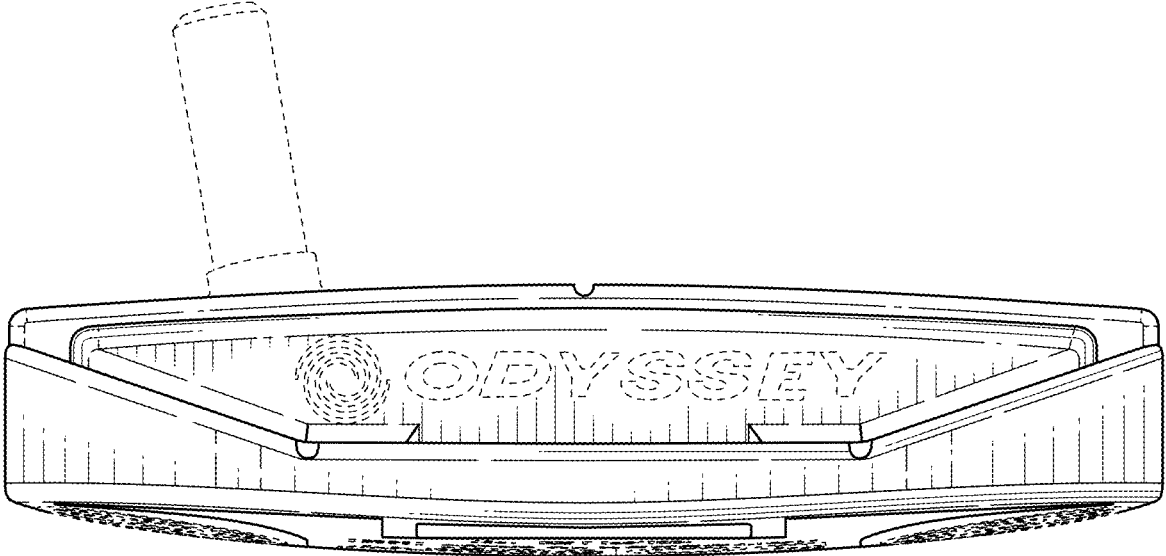


FIG. 3

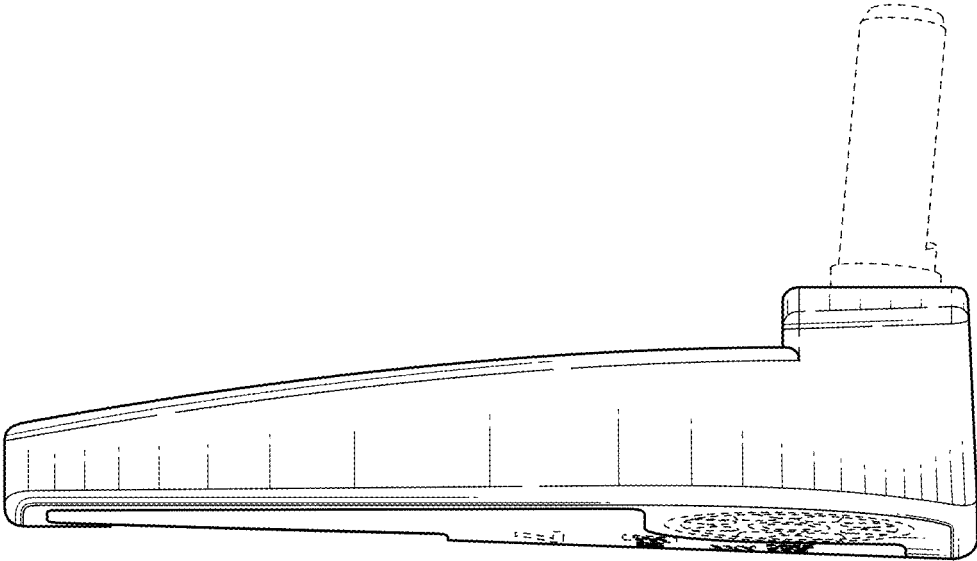


FIG. 4

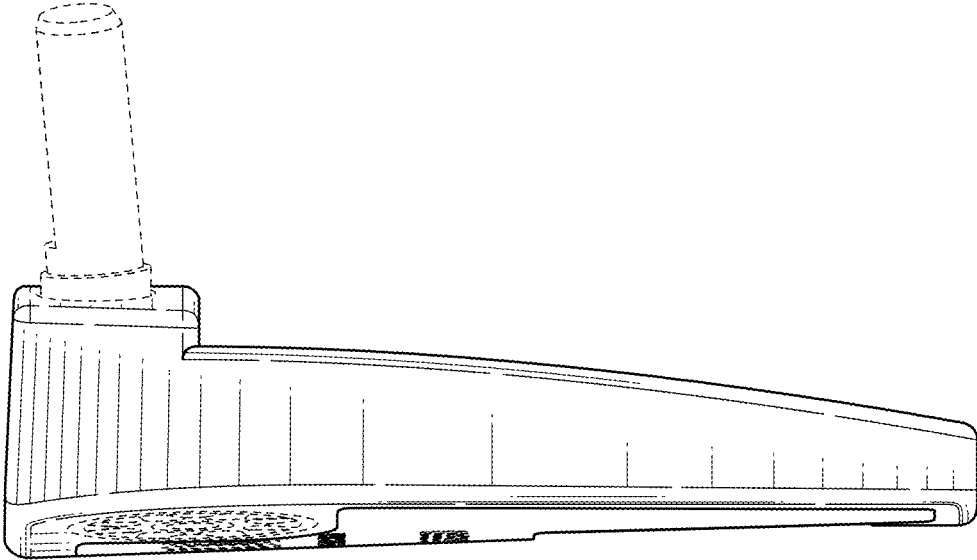


FIG. 5

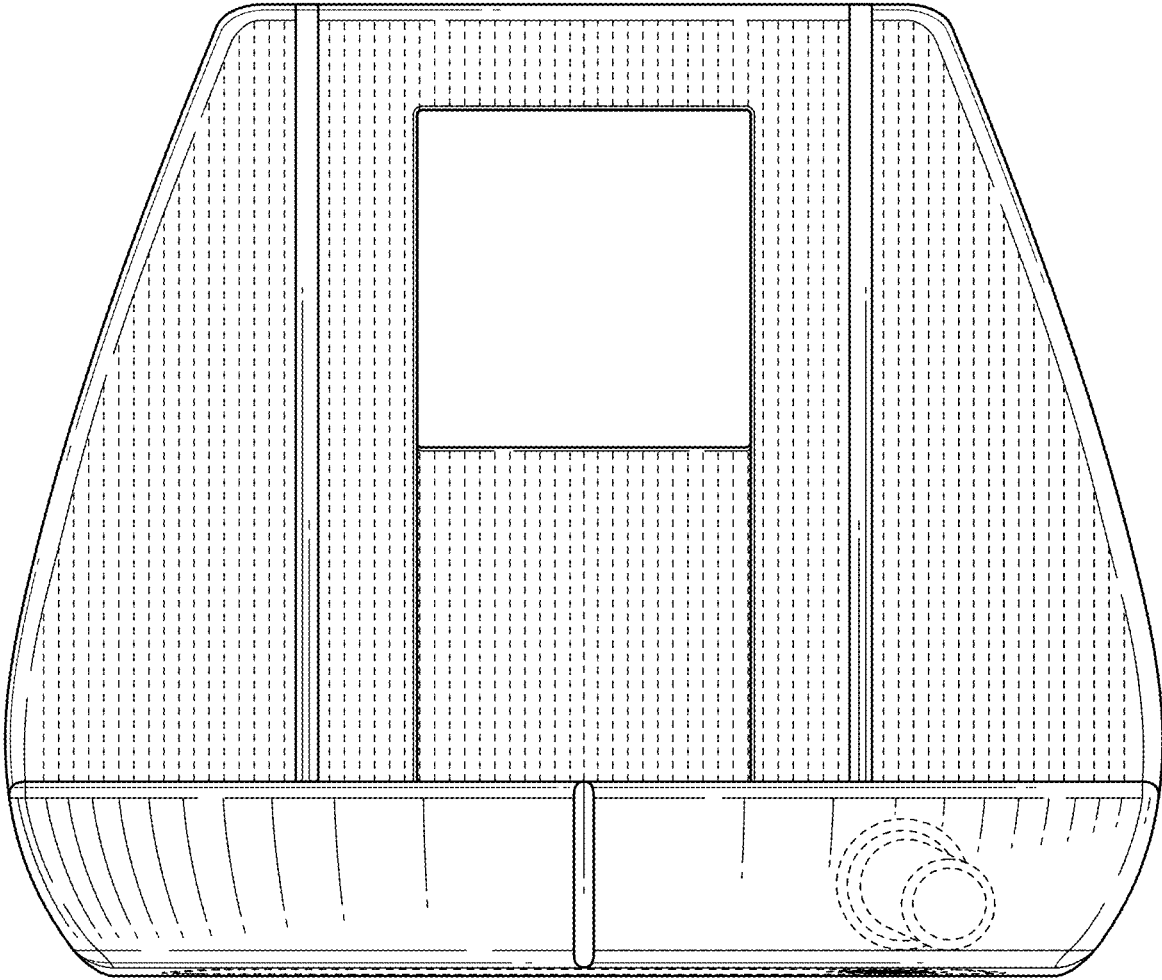


FIG. 6

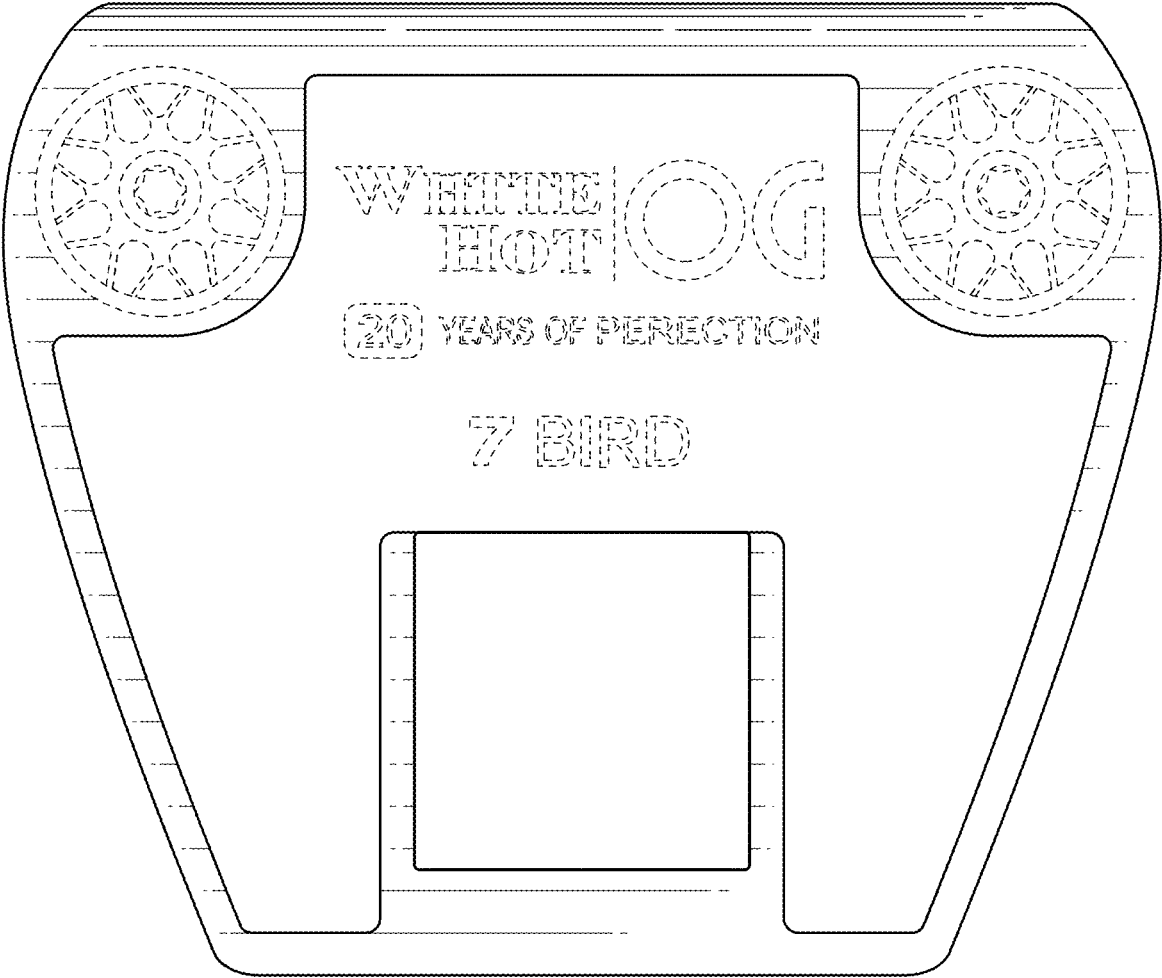


FIG. 7