



(51) International Patent Classification:

A61K 45/06 (2006.01) A61K 31/496 (2006.01)
A61K 31/519 (2006.01) A61K 31/554 (2006.01)
A61P 13/10 (2006.01) A61K 31/7048 (2006.01)
A61K 31/137 (2006.01)

Published:

- with international search report (Art. 21(3))
- in black and white; the international application as filed contained color or greyscale and is available for download from PATENTSCOPE

(21) International Application Number:

PCT/IB2018/054070

(22) International Filing Date:

06 June 2018 (06.06.2018)

(25) Filing Language:

English

(26) Publication Language:

English

(30) Priority Data:

62/516,013 06 June 2017 (06.06.2017) US
62/635,310 26 February 2018 (26.02.2018) US
62/637,949 02 March 2018 (02.03.2018) US

(71) Applicant: UROVANT SCIENCES GMBH [CH/CH]; C/O VISCHER AG, Aeschenvorstadt 4, 4051 Basel (CH).

(72) Inventors: PISCITELLI, Stephen C.; c/o Roivant Sciences, Inc., 324 Blackwell Street, Suite 1220, Durham, North Carolina 27701 (US). MUDD, Paul; c/o Roivant Sciences, Inc., 324 Blackwell Street, Suite 1220, Durham, North Carolina 27701 (US).

(81) Designated States (unless otherwise indicated, for every kind of national protection available): AE, AG, AL, AM, AO, AT, AU, AZ, BA, BB, BG, BH, BN, BR, BW, BY, BZ, CA, CH, CL, CN, CO, CR, CU, CZ, DE, DJ, DK, DM, DO, DZ, EC, EE, EG, ES, FI, GB, GD, GE, GH, GM, GT, HN, HR, HU, ID, IL, IN, IR, IS, JO, JP, KE, KG, KH, KN, KP, KR, KW, KZ, LA, LC, LK, LR, LS, LU, LY, MA, MD, ME, MG, MK, MN, MW, MX, MY, MZ, NA, NG, NI, NO, NZ, OM, PA, PE, PG, PH, PL, PT, QA, RO, RS, RU, RW, SA, SC, SD, SE, SG, SK, SL, SM, ST, SV, SY, TH, TJ, TM, TN, TR, TT, TZ, UA, UG, US, UZ, VC, VN, ZA, ZM, ZW.

(84) Designated States (unless otherwise indicated, for every kind of regional protection available): ARIPO (BW, GH, GM, KE, LR, LS, MW, MZ, NA, RW, SD, SL, ST, SZ, TZ, UG, ZM, ZW), Eurasian (AM, AZ, BY, KG, KZ, RU, TJ, TM), European (AL, AT, BE, BG, CH, CY, CZ, DE, DK, EE, ES, FI, FR, GB, GR, HR, HU, IE, IS, IT, LT, LU, LV, MC, MK, MT, NL, NO, PL, PT, RO, RS, SE, SI, SK, SM, TR), OAPI (BF, BJ, CF, CG, CI, CM, GA, GN, GQ, GW, KM, ML, MR, NE, SN, TD, TG).

(54) Title: DOSING OF VIBEGRON FOR TREATMENT OF OVERACTIVE BLADDER

(57) Abstract: The present disclosure is directed to a method of treating overactive bladder comprising orally administering to a subject in need thereof an amount of from about 50 mg to about 100 mg (e.g., about 75 mg) of vibegron per day. The present disclosure also provides a method of treating overactive bladder comprising orally administering to a subject in need thereof a first dosage of vibegron per day for a first period and a second dosage of vibegron per day thereafter.



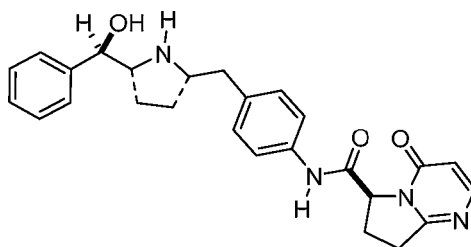
DOSING OF VIBEGRON FOR TREATMENT OF OVERACTIVE BLADDER

BACKGROUND

- [0001] Overactive bladder (OAB) is a chronic and sometimes debilitating condition of the lower urinary tract. The function of the lower urinary tract is to store and periodically release urine. This requires the orchestration of storage and micturition reflexes which involve a variety of afferent and efferent neural pathways, leading to modulation of central and peripheral neuroeffector mechanisms, and resultant coordinated regulation of sympathetic and parasympathetic components of the autonomic nervous system as well as somatic motor pathways. These proximally regulate the contractile state of bladder (detrusor) and urethral smooth muscle, and urethral sphincter striated muscle.
- [0002] Overactive bladder, from a pathophysiologic perspective, has been linked with detrusor overactivity. OAB is characterized by the symptoms of urinary urgency, with or without urgency urinary incontinence, usually associated with frequency and nocturia. The prevalence of OAB in the United States and Europe has been estimated at 16 to 17% in both women and men over the age of 18 years. Overactive bladder is most often classified as idiopathic, but can also be secondary to neurological condition, bladder outlet obstruction, and other causes.
- [0003] Currently, the predominant class of drugs used to treat OAB is antimuscarinics. The clinical use of antimuscarinics is limited by modest efficacy and poor tolerability due to mechanism-based side effects including dry mouth, constipation and the potential for CNS adverse effects (e.g., cognitive impairment). High discontinuation rates have been observed for both tolterodine and oxybutynin, two commonly prescribed antimuscarinics, in both clinical trials and real-world settings.
- [0004] Beta-3 adrenergic receptor (β_3 -AR) activation is an effective way of relaxing the detrusor in normal and pathogenic states. Functional evidence in support of an important role for the β_3 -AR in urine storage emanates from studies *in vivo*. β_3 -AR agonists have demonstrated efficacy in alleviating symptoms of OAB. To date, only one β_3 -AR agonist, mirabegron (Astellas Pharma Global Development, Inc), has received marketing approval in the US and Japan for the treatment of OAB. Mirabegron activates the β_3 -AR in the detrusor muscle in the bladder, which leads to muscle relaxation and an increase in bladder capacity. Reductions in micturition frequency, urinary incontinence and urgency

episodes, and increases in mean volume voided per micturition were observed with mirabegron

[0005] Vibegron, (6S)-N-[4-[[[(2S,5R)-5-[(R)-hydroxy(phenyl)methyl]pyrrolidin-2-yl)methyl]phenyl]-4-oxo-7,8-dihydro-6H-pyrrolo[1,2-a]pyrimidine-6-carboxamide, is a potent and highly selective beta-3 adrenergic receptor (β_3 -AR) agonist demonstrating >9,000 fold selectivity for activation of β_3 -AR over β_2 -AR and β_1 -AR in cell based *in vitro* assays. See Edmondson *et al.*, J. Med. Chem. 59:609-623 (2016).



[0006] Vibegron is disclosed as a β_3 -AR agonist in United States Patent Nos. 8,399,480 and 8,247,415. Synthetic methods for preparing vibegron are disclosed in United States Publication Nos. US 2017/0145014, US 2015/0087832, US 2016/0176884 and US 2014/0242645. All of the cited publications are herein incorporated by reference in their entireties.

BRIEF DESCRIPTION OF THE DRAWINGS

[0007] Figure 1 depicts an overlay of density plots of exposure with vibegron 100 mg and 75 mg, as estimated in special populations.

[0008] Figure 2 depicts the chemical structures of vibegron's metabolites.

SUMMARY

[0009] The present disclosure provides a method of treating overactive bladder, the method comprising orally administering to a subject in need thereof a first dosage of vibegron per day for a first period and a second dosage of vibegron per day thereafter, wherein the second dosage is greater than the first dosage.

DETAILED DESCRIPTION

[0010] In order that the present disclosure can be more readily understood, certain terms are first defined. As used in this application, except as otherwise expressly provided

herein, each of the following terms shall have the meaning set forth below. Additional definitions are set forth throughout the application.

- [0011] In this specification and the appended claims, the singular forms "a," "an" and "the" include plural referents unless the context clearly dictates otherwise. The terms "a" (or "an"), as well as the terms "one or more," and "at least one" can be used interchangeably herein. In certain aspects, the term "a" or "an" means "single." In other aspects, the term "a" or "an" includes "two or more" or "multiple."
- [0012] Furthermore, "and/or" where used herein is to be taken as specific disclosure of each of the two specified features or components with or without the other. Thus, the term "and/or" as used in a phrase such as "A and/or B" herein is intended to include "A and B," "A or B," "A" (alone), and "B" (alone). Likewise, the term "and/or" as used in a phrase such as "A, B, and/or C" is intended to encompass each of the following aspects: A, B, and C; A, B, or C; A or C; A or B; B or C; A and C; A and B; B and C; A (alone); B (alone); and C (alone).
- [0013] Unless defined otherwise, all technical and scientific terms used herein have the same meaning as commonly understood by one of ordinary skill in the art to which this disclosure is related.
- [0014] The term "about" as used in connection with a numerical value throughout the specification and the claims denotes an interval of accuracy, familiar and acceptable to a person skilled in the art. Such interval of accuracy is $\pm 10\%$.
- [0015] The term "overactive bladder" generally refers to a clinical syndrome characterized by urinary urgency, with or without urge incontinence, optionally associated with frequency and nocturia.
- [0016] The term "urgency urinary incontinence" (UUI) as used herein means an involuntary loss of urine accompanied by a strong, sudden need to urinate and can be used interchangeably with "urge urinary incontinence" or "urge incontinence." UUI is distinguished from stress urinary incontinence, which is the involuntary loss of urine on effort or physical exertion (e.g., sporting activities), or on sneezing or coughing.
- [0017] The term "impairment" as used herein means acute or chronic reduction in function. For example, renal impairment refers to a medical condition where the kidneys fail to maintain their normal function, so that waste products and metabolites accumulate in the blood.
- [0018] The term "urinary urgency" as used herein means a sudden compelling desire to urinate which is difficult to defer.

- [0019] The term "urinary frequency" as used herein refers to a need for frequent emptying of the bladder.
- [0020] The term "free base" as used herein refers to a basic chemical compound itself, not in the form of a salt. For example, vibegron free base refers to (6S)-N-[4-[[[(2S,5R)-5-[(R)-hydroxy(phenyl)methyl]pyrrolidin-2-yl]methyl]phenyl]-4-oxo-7,8-dihydro-6H-pyrrolo[1,2-a]pyrimidine-6-carboxamide.
- [0021] The term "OAB wet" as used herein means overactive bladder as defined by urinary frequency and urinary urgency, with incontinence.
- [0022] The term "OAB dry" as used herein means overactive bladder as defined by urinary frequency and urinary urgency, without incontinence.
- [0023] The term "pharmaceutically acceptable salt" means those salts of compounds that are safe and effective for use in subjects and that possess the desired biological activity.
- [0024] Pharmaceutically acceptable salts of a basic compound can be salts of organic or inorganic acids. In some embodiments, the organic and inorganic acids include but are not limited to hydrochloric acid, hydrobromic acid, sulfuric acid, phosphoric acid, citric acid, maleic acid, mandelic acid, succinic acid and methanesulfonic acid. *See generally, Journal of Pharmaceutical Science*, 66, 2 (1977), which is incorporated herein by reference in its entirety.
- [0025] The term " C_{\max} " as used herein refers to the maximum plasma concentration of a drug after it is administered.
- [0026] The term " T_{\max} " as used herein refers to the time after administration of a drug when the maximum plasma concentration is reached.
- [0027] The term "AUC" as used herein refers to the area under the curve of a plot of plasma concentration versus time following administration of a drug.
- [0028] The term "steady state" means that the amount of the drug reaching the system is approximately the same as the amount of the drug leaving the system. Thus, at "steady-state," the patient's body eliminates the drug at approximately the same rate that the drug becomes available to the patient's system through absorption into the blood stream.
- [0029] The term "treatment period" means the period of time during which the drug is administered to a subject. For example, the treatment period can be from about 2 weeks to about 2 years. In some embodiments, the treatment period can be about 2, about 4, about 6, about 8, about 10, about 12, about 14, about 16, about 18, about 20, about 24, about 52, about 76 or about 104 weeks. The efficacy of the drug can be assessed by measuring certain parameters and calculating the changes from baseline over the treatment period.

The efficacy parameters include, but are not limited to, micturitions, urge urinary incontinence episodes, total incontinence episodes, and urgency episodes.

Methods of Treatment

- [0030] The present disclosure relates to a method of treating overactive bladder comprising orally administering to a subject in need thereof a dosage of vibegron such that the desired efficacy is maintained while the undesirable side effects are minimized. It is unexpected that side effects associated with elevated C_{\max} can be disproportionately reduced by selection of the dosage of vibegron.
- [0031] The methods of the present disclosure can maximize therapeutic effect of vibegron for treating overactive bladder, while minimizing side-effects. A physician can determine a suitable dosage of a drug, which may vary with age, gender, renal function, drugs concomitantly administered, and other characteristics of the individual patient. The physician can initiate treatment with small doses, for example less than an optimum dose of the drug, and increase the dose by increments until an optimum effect under the circumstances is achieved.
- [0032] The present disclosure provides a method of treating overactive bladder comprising orally administering to a subject a first dosage of vibegron per day for a first period and a second dosage of vibegron per day thereafter. The treatment period for assessing the efficacy of vibegron may include a part or the whole of the first period, may include the first period and a part of the period when the second dosage of vibegron is administered, or may include the first and second periods when vibegron is administered.
- [0033] The present disclosure also provides a method of increasing bladder smooth muscle relaxation, the method comprising orally administering to a subject a first dosage of vibegron per day for a first period and a second dosage of vibegron per day thereafter. The treatment period for assessing the efficacy of vibegron may include a part or the whole of the first period, may include the first period and a part of the period when the second dosage of vibegron is administered, or may include the first and second periods when vibegron is administered.
- [0034] In some embodiments, the second dosage of vibegron administered per day is greater than the first dosage of vibegron administered per day.
- [0035] In some embodiments, the first dosage of vibegron administered per day is from about 50 mg to about 100 mg, from about 50 mg to about 95 mg, from about 50 mg to about 90 mg, from about 50 mg to about 85 mg, from about 50 mg to about 80 mg, from

about 50 mg to about 75 mg, from about 50 mg to about 70 mg, from about 50 mg to about 65 mg, from about 50 mg to about 60 mg, or from about 50 mg to about 55 mg. In some embodiments, the first dosage of vibegron administered per day is from 50 mg to 75 mg per day.

[0036] In some embodiments, the first dosage of vibegron administered per day is about 55 mg, about 60 mg, about 65 mg, about 70 mg, about 75 mg, about 80 mg, about 85 mg, about 90 mg, or about 95 mg.

[0037] In some embodiments the first dosage of vibegron administered per day is about 50 mg. In some embodiments the first dosage of vibegron administered per day is 50 mg.

[0038] In some embodiments the first dosage of vibegron administered per day is about 75 mg. In some embodiments the first dosage of vibegron administered per day is 75 mg.

[0039] In some embodiments the second dosage of vibegron administered per day is from about 50 mg to about 100 mg, from about 60 mg to about 100 mg, from about 65 mg to about 100 mg, from about 70 mg to about 100 mg, from about 75 mg to about 100 mg, from about 80 mg to about 100 mg, from about 85 mg to about 100 mg, from about 90 mg to about 100 mg, or from about 95 mg to about 100 mg. In some embodiments the second dosage of vibegron administered per day is from 75 mg to 100 mg.

[0040] In some embodiments, the second dosage of vibegron administered per day is about 55 mg, about 60 mg, about 65 mg, about 70 mg, about 75 mg, about 80 mg, about 85 mg, about 90 mg, about 95 mg or about 100 mg.

[0041] In some embodiments the second dosage of vibegron administered per day is about 75 mg. In some embodiments the second dosage of vibegron administered per day is 75 mg.

[0042] In some embodiments the second dosage of vibegron administered per day is about 100 mg. In some embodiments the second dosage of vibegron administered per day is 100 mg.

[0043] In some embodiments, the method of treating overactive bladder comprises orally administering to a subject a first dosage of about 50 mg of vibegron per day for a first period and a second dosage of about 75 mg of vibegron per day thereafter. In some embodiments, the method of treating overactive bladder comprises orally administering to a subject a first dosage of 50 mg of vibegron per day for a first period and a second dosage of 75 mg of vibegron per day thereafter.

[0044] In some embodiments, the method of treating overactive bladder comprises orally administering to a subject a first dosage of about 50 mg of vibegron per day for a first

period and a second dosage of about 100 mg of vibegron per day thereafter. In some embodiments, the method of treating overactive bladder comprises orally administering to a subject a first dosage of 50 mg of vibegron per day for a first period and a second dosage of 100 mg of vibegron per day thereafter.

[0045] In some embodiments, the method of treating overactive bladder comprises orally administering to a subject a first dosage of about 75 mg of vibegron per day for a first period and a second dosage of about 100 mg of vibegron per day thereafter. In some embodiments, the method of treating overactive bladder comprises orally administering to a subject a first dosage of 75 mg of vibegron per day for a first period and a second dosage of 100 mg of vibegron per day thereafter.

[0046] In some embodiments the first period is from about 1 week to about 52 weeks, about 1 week to about 24 weeks, about 1 week to about 16 weeks, about 1 week to about 12 weeks, about 1 week to about 10 weeks, about 1 week to about 8 weeks, about 1 week to about 7 weeks, about 1 week to about 6 weeks, about 1 week to about 5 weeks, about 1 week to about 4 weeks, about 1 week to about 3 weeks, about 1 week to about 2 weeks. In some embodiments, the first period is about 52 weeks. In some embodiments, the first period is about 24 weeks. In some embodiments, the first period is about 16 weeks. In some embodiments, the first period is about 12 weeks. In some embodiments, the first period is about 8 weeks. In some embodiments, the first period is about 4 weeks. In some embodiments, the first period is about 3 weeks. In some embodiments, the first period is about 2 weeks. In some embodiments, the first period is about 1 week.

[0047] In some embodiments, the method of treating overactive bladder comprises orally administering to a subject a first dosage of about 50 mg of vibegron per day for about 8 weeks and about 75 mg of vibegron per day thereafter.

[0048] In some embodiments, the method of treating overactive bladder comprises orally administering to a subject a first dosage of about 50 mg of vibegron per day for about 8 weeks and about 100 mg of vibegron per day thereafter.

[0049] In some embodiments, a method of treating overactive bladder comprises orally administering to a subject a first dosage of about 75 mg of vibegron per day for about 8 weeks and about 100 mg of vibegron per day thereafter.

[0050] In some embodiments, the subject has the symptoms of urgency urinary incontinence, urinary urgency, and urinary frequency.

- [0051] In some embodiments, the subject has one or more symptoms of urgency urinary incontinence (or urge urinary incontinence), urinary urgency, urinary frequency and nocturia.
- [0052] In some embodiments, the subject is a mammal. In some embodiments the subject is a human or an animal. In some embodiments, the subject is a human.
- [0053] In some embodiments, the subject is over the age of 18 years. In some embodiments, the subject is under the age of about 18 years. In some embodiments, the subject is between about 6 to about 18 years, about 6 to about 12 years, or about 12 to about 18 years. In some embodiments, the subject is over the age of about 20 years. In some embodiments the subject is over the age of about 25 years. In some embodiments, the subject is over the age of about 30 years. In some embodiments, the subject is over the age of about 35 years. In some embodiments, the subject is over the age of 40 years. In some embodiments, the subject is over the age of 45 years. In some embodiments, the subject is over the age of 50 years. In some embodiments, the subject is over the age of 55 years. In some embodiments, the subject is over the age of 60 years. In some embodiments, the subject is over the age of 65 years. In some embodiments, the subject is over the age of 70 years. In some embodiments, the subject is over the age of 75 years.
- [0054] In some embodiments, the method comprises crushing a pharmaceutical unit dose composition comprising vibegron before administration to a subject. In some embodiments, the subject is orally administered a crushed pharmaceutical unit dose comprising vibegron.
- [0055] In some embodiments, the subject suffers from renal impairment or is at risk of suffering from renal impairment. In some embodiments, the subject suffers from mild renal impairment, moderate renal impairment, or severe renal impairment.
- [0056] In some embodiments, the subject has received prior OAB therapy. In some embodiments, the subject has not received prior OAB therapy.
- [0057] In some embodiments the first dosage or second dosage provides a steady state C_{\max} of vibegron from about 0 ng/mL to about 313 ng/mL.
- [0058] In some embodiments the first dosage or second dosage provides a steady state AUC of vibegron from about 331 ng·hr/mL to about 3613 ng·hr/mL.
- [0059] In some embodiments the first dosage or second dosage provides a T_{\max} of vibegron from about 0.5 hours to about 6.0 hours.
- [0060] In some embodiments the first dosage or second dosage provides a steady state C_{\max} of vibegron from about 0 ng/mL to about 313 ng/mL, a steady state AUC of

vibegron from about 331 ng·hr/mL to about 3613 ng·hr/mL, and/or a T_{\max} of vibegron from about 0.5 hours to about 6.0 hours.

[0061] In some embodiments, vibegron is administered with a second pharmaceutical agent, including, e.g., any recited in the present application. In some embodiments, vibegron is administered concomitantly with the second pharmaceutical agent. In some embodiments, vibegron is administered sequentially with the second pharmaceutical agent. In some embodiments, vibegron is administered before and/or after the second pharmaceutical agent. The embodiments described below include such sequential administrations

[0062] In some embodiments, the subject is concomitantly receiving, taking or otherwise being exposed to a cytochrome P450 inhibitor, such as a CYP3A inhibitor, and with drugs that are substrates of the following CYPs: CYP1A2, 2B6, 2C8, 2C9, 2C19, 2D6, and 3A4.

[0063] In some embodiments, the subject is concomitantly receiving, taking, or otherwise being exposed to a P-glycoprotein inhibitor.

[0064] CYP3A/P-glycoprotein inhibitors include but are not limited to amiodarone, carvedilol, clarithromycin, dronedarone, itraconazole, lapatinib, lopinavir and ritonavir, propafenone, quinidine, ranolazine, ritonavir, saquinavir and ritonavir, telaprevir, tipranavir and ritonavir, verapamil, curcumin, cyclosporine A, eltrombopag, atazanavir and ritonavir, clarithromycin, cyclosporine, erythromycin, gemfibrozil, lopinavir and ritonavir, rifampin (e.g., single dose), simeprevir, p-aminohippuric acid (PAH)(b), probenecid, teriflunomide, cimetidine, dolutegravir, isavuconazole, ranolazine, trimethoprim, and vandetanib.

[0065] In some embodiments, the subject is concomitantly receiving, taking or otherwise being exposed to a muscarinic receptor antagonist

[0066] Muscarinic receptor antagonists include but are not limited to scopolamine, atropine, hydroxyzine, ipratropium, tropicamide, pirenzepine, diphenhydramine, doxylamine, dimenhydrinate, dicyclomine, flavoxate, oxybutynin, tiotropium, cyclopentolate, atropine methonitrate, trihexyphenidyl/benzhexol, tolterodine, solifenacin, darifenacin, benztropine, Mebeverine, procyclidine, and acridinium bromide.

[0067] In some embodiments, the subject is administered a first dosage of vibegron per day for a first period and a second dosage of vibegron per day thereafter and is concomitantly receiving, taking or otherwise being exposed to a muscarinic receptor antagonist.

- [0068] In some embodiments, the subject is administered a first dosage of vibegron per day for a first period and a second dosage of vibegron per day thereafter and is concomitantly receiving, taking or otherwise being exposed to a CYP3A inhibitor.
- [0069] In some embodiments, the subject is administered a first dosage of vibegron per day for a first period and a second dosage of vibegron per day thereafter and is concomitantly receiving, taking, or otherwise being exposed to a P-glycoprotein inhibitor.
- [0070] In some embodiments, the subject is not concomitantly receiving, taking, or otherwise exposed to a beta blocker.
- [0071] In some embodiments, the subject is not concomitantly receiving, taking, or otherwise exposed to amlodipine.
- [0072] In some embodiments, vibegron is administered with a meal, within 60 minutes after a meal, or within 2 hours after a meal. In some embodiments vibegron is administered regardless of whether the subject has or has not had a meal.
- [0073] In some embodiments, vibegron is administered without a meal or before a meal. In some embodiments, vibegron is administered more than two hours before a meal.
- [0074] In some embodiments, vibegron is administered once per day, twice per day, or three times per day. In some embodiments, vibegron is administered once per day.
- [0075] Changes from baseline in blood pressure (BP) and heart rate (HR) for the subjects taking vibegron are not substantially different for the subjects taking a placebo. In some embodiments, the subject experiences a mean maximum change of systolic blood pressure (SBP) from baseline over the treatment period (e.g., 8 weeks or 12 weeks), and the mean maximum change is less than 2.0 mm/Hg, less than 1.9 mm/Hg, less than 1.8 mm/Hg, less than 1.7 mm/Hg, less than 1.6 mm/Hg, less than 1.5 mm/Hg, less than 1.4 mm/Hg, less than 1.3 mm/Hg, less than 1.2 mm/Hg, less than 1.1 mm/Hg, less than 1.0 mm/Hg, less than 0.9 mm/Hg, less than 0.8 mm/Hg, less than 0.7 mm/Hg, less than 0.6 mm/Hg, or less than 0.5 mm/Hg from that of a subject taking a placebo.
- [0076] In some embodiments, the subject is administered a first dosage of vibegron per day for a first period and a second dosage of vibegron per day thereafter, and experiences a mean maximum change of SBP from baseline over the treatment period (e.g., 8 weeks or 12 weeks) of less than 2 mm/Hg from that of a subject taking a placebo. In some embodiments, the subject is administered a first dosage of vibegron per day for a first period and a second dosage of vibegron per day thereafter, and experiences a mean maximum change of SBP from baseline over the treatment period (e.g., 8 weeks or 12 weeks) of less than 1 mm/Hg from that of a subject taking a placebo.

[0077] In some embodiments, the subject is over the age of 65 and is administered a first dosage of vibegron per day for a first period and a second dosage of vibegron per day thereafter, and experiences a mean maximum change of SBP from baseline over the treatment period (e.g., 8 weeks or 12 weeks) of less than 2 mm/Hg from that of a subject taking a placebo. In some embodiments, the subject is over the age of 65 and is administered a first dosage of vibegron per day for a first period and a second dosage of vibegron per day thereafter, and experiences a mean maximum change of SBP from baseline over the treatment period (e.g., 8 weeks or 12 weeks) of less than 1 mm/Hg from that of a subject taking a placebo.

[0078] In some embodiments, the subject is over the age of 45 and is administered a first dosage of vibegron per day for a first period and a second dosage of vibegron per day thereafter, and experiences a mean maximum change of SBP from baseline over the treatment period (e.g., 8 weeks or 12 weeks) of less than 2 mm/Hg from that of a subject taking a placebo. In some embodiments, the subject is over the age of 45 and is administered a first dosage of vibegron per day for a first period and a second dosage of vibegron per day thereafter, and experiences a mean maximum change of SBP from baseline over the treatment period (e.g., 8 weeks or 12 weeks) of less than 1 mm/Hg from that of a subject taking a placebo.

[0079] In some embodiments, the subject experiences a mean maximum change of diastolic blood pressure (DBP) from baseline over the treatment period (e.g., 8 weeks or 12 weeks), and the mean maximum change is less than 2.0 mm/Hg, less than 1.9 mm/Hg, less than 1.8 mm/Hg, less than 1.7 mm/Hg, less than 1.6 mm/Hg, less than 1.5 mm/Hg, less than 1.4 mm/Hg, less than 1.3 mm/Hg, less than 1.2 mm/Hg, less than 1.1 mm/Hg, less than 1.0 mm/Hg, less than 0.9 mm/Hg, less than 0.8 mm/Hg, less than 0.7 mm/Hg, less than 0.6 mm/Hg, or less than 0.5 mm/Hg from that of a subject taking a placebo.

[0080] In some embodiments, the subject is administered a first dosage of vibegron per day for a first period and a second dosage of vibegron per day thereafter, and experiences a mean maximum change of DBP from baseline over the treatment period (e.g., 8 weeks or 12 weeks) of less than 2 mm/Hg from that of a subject taking a placebo. In some embodiments, the subject is administered a first dosage of vibegron per day for a first period and a second dosage of vibegron per day thereafter, and experiences a mean maximum change of DBP from baseline over the treatment period (e.g., 8 weeks or 12 weeks) of less than 1 mm/Hg from that of a subject taking a placebo.

- [0081] In some embodiments, the subject is over the age of 65 and is administered a first dosage of vibegron per day for a first period and a second dosage of vibegron per day thereafter, and experiences a mean maximum change of DBP from baseline over the treatment period (e.g., 8 weeks or 12 weeks) of less than 2 mm/Hg from that of a subject taking a placebo. In some embodiments, the subject is over the age of 65 and is administered a first dosage of vibegron per day for a first period and a second dosage of vibegron per day thereafter, and experiences a mean maximum change of DBP from baseline over the treatment period (e.g., 8 weeks or 12 weeks) of less than 1 mm/Hg from that of a subject taking a placebo.
- [0082] In some embodiments, the subject is over the age of 45 and is administered a first dosage of vibegron per day for a first period and a second dosage of vibegron per day thereafter, and experiences a mean maximum change of DBP from baseline over the treatment period (e.g., 8 weeks or 12 weeks) of less than 2 mm/Hg from that of a subject taking a placebo. In some embodiments, the subject is over the age of 45 and is administered a first dosage of vibegron per day for a first period and a second dosage of vibegron per day thereafter, and experiences a mean maximum change of DBP from baseline over the treatment period (e.g., 8 weeks or 12 weeks) of less than 1 mm/Hg from that of a subject taking a placebo.
- [0083] In some embodiments, the subject is over the age of 45, is administered a first dosage of vibegron per day for a first period and a second dosage of vibegron per day thereafter, and experiences a mean maximum change of DBP from baseline over the treatment period (e.g., 8 weeks or 12 weeks) of less than 1 mm/Hg from that of a subject taking a placebo, and a mean maximum change of SBP from baseline over the treatment period (e.g., 8 weeks or 12 weeks) of less than 1 mm/Hg from that of a subject taking a placebo.
- [0084] In some embodiments, the subject is over the age of 65, is administered a first dosage of vibegron per day for a first period and a second dosage of vibegron per day thereafter, and experiences a mean maximum change of DBP from baseline over the treatment period (e.g., 8 weeks or 12 weeks) of less than 1 mm/Hg from that of a subject taking a placebo, and a mean maximum change of SBP from baseline over the treatment period (e.g., 8 weeks or 12 weeks) of less than 1 mm/Hg from that of a subject taking a placebo.
- [0085] In some embodiments, the subject experiences a mean maximum change of systolic blood pressure (SBP) from baseline over the treatment period (e.g., 8 weeks or 12

weeks) of less than 10 mm/Hg, less than 9.5 mm/Hg, less than 9 mm/Hg, less than 8.5 mm/Hg, less than 8 mm/Hg, less than 7.5 mm/Hg, less than 7 mm/Hg, less than 6.5 mm/Hg, less than 6 mm/Hg, less than 5.5 mm/Hg, or less than 5 mm/Hg.

[0086] In some embodiments, the subject is administered a first dosage of vibegron per day for a first period and a second dosage of vibegron per day thereafter, and experiences a mean maximum change of SBP from baseline over the treatment period (e.g., 8 weeks or 12 weeks) of less than 10 mm/Hg.

[0087] In some embodiments, the subject is over the age of 65 and is administered a first dosage of vibegron per day for a first period and a second dosage of vibegron per day thereafter, and experiences a mean maximum change of SBP from baseline over the treatment period (e.g., 8 weeks or 12 weeks) of less than 10 mm/Hg.

[0088] In some embodiments, the subject is over the age of 45 and is administered a first dosage of vibegron per day for a first period and a second dosage of vibegron per day thereafter, and experiences a mean maximum change of SBP from baseline over the treatment period (e.g., 8 weeks or 12 weeks) of less than 10 mm/Hg.

[0089] In some embodiments, the subject experiences a mean maximum change of diastolic blood pressure (DBP) from baseline over the treatment period (e.g., 8 weeks or 12 weeks) of less than 7 mm/Hg, less than 6.5 mm/Hg, less than 6 mm/Hg, less than 5.5 mm/Hg, less than 5 mm/Hg, less than 4.5 mm/Hg, less than 4 mm/Hg, less than 3.5 mm/Hg, less than 3 mm/Hg, less than 2.5 mm/Hg, or less than 2 mm/Hg.

[0090] In some embodiments, the subject is administered a first dosage of vibegron per day for a first period and a second dosage of vibegron per day thereafter, and experiences a mean maximum change of DBP from baseline over the treatment period (e.g., 8 weeks or 12 weeks) of less than 7 mm/Hg.

[0091] In some embodiments, the subject is over the age of 65 and is administered a first dosage of vibegron per day for a first period and a second dosage of vibegron per day thereafter, and experiences a mean maximum change of DBP from baseline over the treatment period (e.g., 8 weeks or 12 weeks) of less than 7 mm/Hg.

[0092] In some embodiments, the subject is over the age of 45 and is administered a first dosage of vibegron per day for a first period and a second dosage of vibegron per day thereafter, and experiences a mean maximum change of DBP from baseline over the treatment period (e.g., 8 weeks or 12 weeks) of less than 7 mm/Hg.

[0093] In some embodiments the subject over the age of 45, is administered a first dosage of vibegron per day for a first period and a second dosage of vibegron per day thereafter,

experiences a mean maximum change of DBP from baseline over the treatment period (e.g., 8 weeks or 12 weeks) of less than 7 mm/Hg, and a mean maximum change of SBP from baseline over the treatment period (e.g., 8 weeks or 12 weeks) of less than 10 mm/Hg.

[0094] In some embodiments the subject over the age of 65, is administered a first dosage of vibegron per day for a first period and a second dosage of vibegron per day thereafter, experiences a mean maximum change of DBP from baseline over the treatment period (e.g., 8 weeks or 12 weeks) of less than 7 mm/Hg, and a mean maximum change of SBP from baseline over the treatment period (e.g., 8 weeks or 12 weeks) of less than 10 mm/Hg.

[0095] In some embodiments, the subject is administered a first dosage of vibegron per day for a first period and a second dosage of vibegron per day thereafter, and experiences a change from baseline over the treatment period (e.g., 8 weeks or 12 weeks) in average number of micturitions per 24 hours, wherein the change is greater than that for a subject taking placebo. The difference from placebo is from about -0.4 to about -1.5, for example, about -0.4, -0.5, -0.6, -0.7, -0.8, -0.9, -1.0, -1.1, -1.2, -1.3, -1.4, or -1.5, or a range between any two of the preceding values.

[0096] In some embodiments, the subject is administered a first dosage of vibegron per day for a first period and a second dosage of vibegron per day thereafter, and experiences a change from baseline over the treatment period (e.g., 8 weeks or 12 weeks) in average number of micturitions per 24 hours of from about -1.5 to about -2.5, for example, about -1.5, -1.6, -1.7, -1.8, -1.9, -2.0, -2.1, -2.2, -2.3, -2.4, or -2.5, or a range between any two of the preceding values.

[0097] In some embodiments, the subject has an average of ≥ 1 urge urinary incontinence (UUI) episodes per day prior to treatment and is administered a first dosage of vibegron per day for a first period and a second dosage of vibegron per day thereafter, and experiences a change from baseline over the treatment period (e.g., 8 weeks or 12 weeks) in average number of UUI episodes, wherein the change is greater than that for a subject taking placebo. The difference from placebo is from about -0.2 to about -1.5, for example, about -0.2, -0.3, -0.4, -0.5, -0.6, -0.7, -0.8, -0.9, -1.0, -1.1, -1.2, -1.3, -1.4, or -1.5, or a range between any two of the preceding values.

[0098] In some embodiments, the subject has an average of ≥ 1 urge urinary incontinence (UUI) episodes per day prior to treatment and is administered a first dosage of vibegron per day for a first period and a second dosage of vibegron per day thereafter, and

experiences a change from baseline over the treatment period (e.g., 8 weeks or 12 weeks) in average number of UUI episodes of from about -1.3 to about -2.5, for example, about -1.3, -1.4, -1.5, -1.6, -1.7, -1.8, -1.9, -2.0, -2.1, -2.2, -2.3, -2.4, or -2.5, or a range between any two of the preceding values.

[0099] In some embodiments, the subject is administered a first dosage of vibegron per day for a first period and a second dosage of vibegron per day thereafter, and experiences a change from baseline over the treatment period (e.g., 8 weeks or 12 weeks) in the volume voided (mL) per micturition, wherein the change is greater than that for a subject taking placebo. The difference from placebo is from about 20 mL to about 35 mL, for example, about 20 mL, 21 mL, 22 mL, 23 mL, 24 mL, 25 mL, 26 mL, 27 mL, 28 mL, 29 mL, 30 mL, 31 mL, 32 mL, 33 mL, 34 mL, or 30 mL, or a range between any two of the preceding values.

[0100] In some embodiments, the subject has an average of ≥ 1 urge urinary incontinence (UUI) episodes per day prior to treatment and is administered a first dosage of vibegron per day for a first period and a second dosage of vibegron per day thereafter, and experiences at least 50%, at least 55%, at least 60%, at least 65%, at least 70%, at least 75%, at least 80%, or at least 85% reduction in the average number of daily UUI episodes over the treatment period (e.g., 8 weeks or 12 weeks).

[0101] In some embodiments, the subject has an average of ≥ 1 urgency episodes per day prior to treatment and is administered a first dosage of vibegron per day for a first period and a second dosage of vibegron per day thereafter, and experiences at least 30%, at least 40%, at least 45%, at least 50%, at least 55%, at least 60%, at least 65%, at least 70%, or at least 75% reduction in the average number of daily urgency episodes over the treatment period (e.g., 8 weeks or 12 weeks).

[0102] In some embodiments, vibegron has onset of action of about 4 weeks. In some embodiments, vibegron has onset of action of about 3 weeks. In some embodiments, vibegron has onset of action of about 2 weeks. "Onset of action," as used herein, refers to the duration of time it takes for a drug's effects to come to prominence upon administration.

Pharmaceutical Unit Dose Composition

[0103] The present disclosure provides pharmaceutical unit dose compositions comprising a dosage of vibegron disclosed herein, wherein the unit dosage composition is suitable for oral administration. Oral dosage forms are recognized by those skilled in the

art to include, for example, such forms as liquid formulations, tablets, capsules, and gelcaps. In some embodiments, the unit dose compositions are solid dosage forms, such as tablets and capsules. In some embodiments, the unit dose compositions are tablets.

[0104] Pharmaceutically acceptable excipients are excipients generally recognized as safe such as lactose, microcrystalline cellulose, starch, calcium carbonate, magnesium stearate, stearic acid, talc, colloidal silicon dioxide, mannitol, croscarmellose sodium, hydroxypropyl cellulose. In some embodiments, the pharmaceutical unit dose composition disclosed herein comprises a diluent, a disintegrant, a binder, and a lubricant. *See generally*, Remington's Pharmaceutical Sciences, 20th ed., Mack Publishing, Easton PA (2000), which is incorporated herein by reference in its entirety.

[0105] In one embodiment, the pharmaceutical unit dose composition disclosed herein comprises mannitol, microcrystalline cellulose, croscarmellose sodium, hydroxypropyl cellulose, and magnesium stearate.

[0106] Oral dosage forms can be prepared by standard pharmaceutical manufacturing techniques. Such techniques include, for example, wet granulation, wet milling, fluid bed drying, dry milling, lubrication, tableting, and aqueous film coating.

[0107] In some embodiments, the pharmaceutical unit dose compositions of the present disclosure comprise from about 50 mg to about 100 mg of vibegron.

[0108] In some embodiments, the pharmaceutical unit dose compositions of the present disclosure comprise from about 55 mg to about 100 mg, from about 60 mg to about 100 mg, from about 65 mg to about 100 mg, from about 70 mg to about 100 mg, from about 75 mg to about 100 mg, from about 80 mg to about 100 mg, from about 85 mg to about 100 mg, from about 90 mg to about 100 mg, or from about 95 mg to about 100 mg of vibegron.

[0109] In some embodiments, the pharmaceutical unit dose compositions of the present disclosure comprise from about 50 mg to about 95 mg, from about 50 mg to about 90 mg, from about 50 mg to about 85 mg, from about 50 mg to about 80 mg, from about 50 mg to about 75 mg, from about 50 mg to about 70 mg, from about 50 mg to about 65 mg, from about 50 mg to about 60 mg, or from about 50 mg to about 55 mg of vibegron.

[0110] In some embodiments, the pharmaceutical unit dose compositions of the present disclosure comprise from about 60 mg to about 90 mg, from about 65 mg to about 85 mg, or from about 70 mg to about 80 mg of vibegron.

[0111] In some embodiments, the pharmaceutical unit dose compositions of the present disclosure comprise about 55 mg, about 60 mg, about 65 mg, about 70 mg, about 75 mg,

about 80 mg, about 85 mg, about 90 mg, or about 95 mg of vibegron. In some embodiments, the pharmaceutical unit dose compositions of the present disclosure comprise about 75 mg of vibegron.

- [0112] In some embodiments, the pharmaceutical unit dose compositions of the present disclosure can be crushed. In some embodiments, the pharmaceutical unit dose compositions of the present disclosure are crushed before oral administration.

In-vitro Assays

- [0113] Vibegron was tested in several *in vitro* assays to determine its agonist potency at human β_3 -AR, its selectivity versus the other human β -AR subtypes, and its potency at β_3 -ARs from other species.
- [0114] Vibegron activity was measured in a functional assay measuring increases in cellular adenylyl cyclase activity in Chinese hamster ovary (CHO) cells stably expressing the human β_3 -AR. The degree of activation relative to a proven full agonist (isoproterenol) was measured along with the compound EC_{50} .
- [0115] Vibegron is a potent and selective agonist of β_3 -AR, with an EC_{50} of 1.1 nM and 84% activation relative to isoproterenol. A small serum shift is observed in the presence of 40% human serum (EC_{50} = 1.7 nM, 102% activation), consistent with the low plasma protein binding (49% unbound in human) of this compound.
- [0116] In addition, the selectivity of vibegron for β_3 -AR over β_1 - and β_2 -AR subtypes was determined by testing in CHO cells expressing either β_1 -AR or β_2 -AR. Vibegron is highly selective over β_1 -AR and β_2 -AR versus β_3 -AR, demonstrating >9000-fold selectivity for activation of β_3 -AR over β_1 -AR or β_2 -AR in cell based *in vitro* functional assays.
- [0117] The IC_{50} of vibegron was determined in a standard competition binding assay using membranes prepared from cells expressing recombinant β_1 , β_2 or β_3 -AR. Vibegron has a β_3 -AR IC_{50} = 193 nM (86 ng/mL) for competition of a non-specific β -AR radiolabeled antagonist 125 I-CYP in a filter binding assay. The relative lack of binding affinity compared to the potent *in vitro* agonist activity of vibegron at the human β_3 -AR is related to the relative ability of the compound to compete for uncoupled versus coupled receptors which would both be measured by the antagonist binding assay. In addition, the compound does not bind to either β_1 -AR or β_2 -AR as demonstrated in binding competition assays, confirming that the compound is neither an agonist nor an antagonist at these receptors.

Absorption, Distribution, Metabolism, and Excretion

- [0118] Vibegron reaches maximum plasma concentrations (C_{\max}) at approximately 1 to 3 hours after oral administration in healthy volunteers. Mean C_{\max} and AUC increase in a greater than dose-proportional manner up to 400 mg. Steady state concentrations were achieved within 7 days of once daily dosing of vibegron. The steady state AUC geometric mean accumulation ratios were ~2 in young male subjects and ~2.8 in elderly subjects (male and female). Vibegron exposures in young Japanese male subjects were modestly increased (< 2-fold) following single-dose administration relative to exposures in non-Japanese young male subjects.
- [0119] Administration of multiple oral doses of 150 mg vibegron with food in healthy middle-aged and elderly females resulted in mean AUC_{0-24} and C_{\max} values of ~42% and 59% on Day 1 and ~20% and 43% on Day 14 compared to the same dose in the fasted state.
- [0120] In a two-part, open-label, single-dose study to investigate the pharmacokinetics of vibegron in patients with hepatic insufficiency the apparent volume of distribution (V_d/F) for vibegron was approximately 9120 L. Vibegron is bound (approximately 49%) to human plasma proteins.
- [0121] Vibegron is eliminated by a variety of pathways including urinary excretion, biliary excretion, and hepatic metabolism. While CYP3A4 is the predominant CYP responsible for *in vitro* metabolism, metabolism appears to only play a minor role in the elimination of vibegron. In a mass balance study in healthy subjects, the majority of the recovered dose was eliminated as unchanged vibegron. The mean total recovery of radioactivity in the excreta was 79%, with approximately 59% and 20% of the dose recovered in feces and urine, respectively.
- [0122] It was found that most of the vibegron dose was eliminated as the unchanged parent drug. Seven minor metabolites were detected in urine and feces, six of which (M1, M3, M4, M6, M11, and M17) were oxidative metabolites (see Figure 2). The metabolite M7 is an O-glucuronide conjugate of vibegron. The concentration of [^{14}C]vibegron derived radioactivity in plasma had an average C_{\max} of 0.3 μM and a T_{\max} of 2.5 hr. The radioactive profiles of plasma samples at 2 and 4 hr indicated that ~78% and ~73% of the plasma radioactivity, respectively, was accounted for by the unchanged vibegron, and the O-glucuronide (M7) was the predominant circulating metabolite (~12-14% of the total circulating drug-related material). Two additional minor oxidative metabolites M4 (4-6%)

and M17 (6-7%) were also detected in human plasma. The radioactivity in plasma samples at other time points beyond 4 h post dosing was too low to be profiled. The accumulation potential of circulating metabolites in plasma was not estimated due to insufficient data from later time points to enable estimation of half-life.

[0123] Vibegron has a terminal $t_{1/2}$ of 59-94 hours in young and elderly subjects. At steady state, the average renal clearance (CLR) in young males ranged from 150 to 187 mL/min across all dose levels, while CLR in elderly subjects (male and female) was slightly less at 127 mL/min. There was a trend of increasing fraction of the dose excreted at steady state ($fe_{0-24hr, ss}$) with increasing dose, reflecting the increase in bioavailability as the dose increased. The $fe_{0-24hr, ss}$ was similar in young males and elderly, ~14% at 100 and 150 mg in young males and ~17% at 100 mg in elderly subjects. The mean fe_{0-24hr} and CL_R in young Japanese subjects were similar to what was observed in non-Japanese subjects.

EXAMPLES

Example 1

Vibegron Tablet Formulation

[0124] The composition of vibegron tablets (50 mg, 75 mg, and 100 mg) is shown in Table 1.

Table 1 Vibegron Tablet Compositions

Components	Function	Unit Strength		
		50 mg	75 mg	100 mg
<u>Core Tablet</u>		mg/tablet	mg/tablet	mg/tablet
MK4618	Active	50.00	75.00	100.0
Mannitol	Diluent	20.75	31.125	41.50
Microcrystalline Cellulose	Diluent	20.75	31.125	41.50
Croscarmellose Sodium	Disintegrant	3.000	4.500	6.000
Hydroxypropyl Cellulose	Binder	4.500	6.75	9.000
Magnesium Stearate	Lubricant	1.000	1.500	2.000
Purified Water ¹	Solvent	(35.00-45.00)	(52.5-67.5)	(70.00-90.00)
Total Core Weight		100.0	150.0	200.00
<u>Film Coating Suspension</u>				
Purified Water ¹	Solvent	(45.00)	(67.50)	(90.00)
OPADRY II Green (39K110004)	Colorant	5.000	7.500	10.00
Total		105.0	157.5	210.0

1-Removed during processing

Example 2

Pharmacokinetic Data*2.1 Single-Dose Pharmacokinetics*

[0125] Single-dose pharmacokinetics of vibegron were examined in two double-blind, randomized, placebo-controlled, single rising oral dose Phase 1 studies. All subjects were healthy adults. A summary of the results is presented in Table 2. Following single oral vibegron doses ranging from 2 to 600 mg, the average t_{\max} occurred between 0.8 and 3 hours after dosing. Terminal elimination $t_{1/2}$ averaged 43 to 75 hours for all doses from 10 to 600 mg in healthy young male subjects. Systemic exposures were greater than dose proportional up to 600 mg.

[0126] Vibegron exposures in Japanese young males were modestly increased relative to exposures in non-Japanese young males. Geometric mean ratios (GMRs; Japanese/non-Japanese) for vibegron $AUC_{0-\infty}$ and corresponding 90% CIs decreased with increasing dose, from 1.75 (1.38, 2.23) at 10 mg to 1.17 (0.99, 1.40) at 300 mg. The GMR

(Japanese/non-Japanese) and 90% CI for vibegron C_{\max} did not appear to be influenced by dose and was 1.75 (1.35, 2.26) pooled across all doses. Median T_{\max} values (1 to 3 hours) and harmonic mean apparent terminal $t_{1/2}$ estimates (58 to 71 hours) in the Japanese subjects were similar to those in the non-Japanese subjects. Similar to non-Japanese subjects, $AUC_{0-\infty}$ and C_{\max} in the Japanese subjects appeared to increase in a greater than dose proportional manner up to 300 mg.

[0127] Single-dose pharmacokinetics of 50 mg vibegron in non-Japanese elderly male and female subjects are also presented in Table 2. In elderly male and female subjects, mean $AUC_{0-\infty}$ and C_{\max} following administration of 50 mg vibegron were ~70% and 60% higher, respectively, relative to corresponding values following 50 mg in young males. T_{\max} was similar to that observed in young males (median T_{\max} = 1.0 hr), while the apparent terminal $t_{1/2}$ was slightly longer in elderly relative to young (harmonic mean $t_{1/2}$ = 92 vs. 52 hr). Vibegron exposures in elderly females were somewhat higher than in elderly males.

Table 2 Summary of Selected Single Dose Plasma Vibegron Pharmacokinetic Parameters

Dose (mg) ^a	N	$AUC_{0-\infty}$ (ng·h/mL)	AUC_{0-24} (ng·h/mL)	C_{\max} (ng/mL)	T_{\max}^b (hr)	$t_{1/2}^c$ (hr)
2	3 ^d	-- ^e	0.80 ± 0.33	0.28 ± 0.02	3.0 (1.0-3.0) ^c	-- ^e
5	6	-- ^e	8.31 ± 4.80	0.79 ± 0.30	1.0 (0.5-6.0)	-- ^e
10	6	70.7 ± 34.9	30.0 ± 12.6	4.76 ± 4.58	2.5 (1.0-6.0)	43.2 ± 13.0
10 (Japanese)	6	98.7 ± 27.3	31.0 ± 9.33	3.34 ± 1.97	1.0 (1.0-4.0)	57.6 ± 39.0
20	6	121 ± 48.9	40.0 ± 21.1	5.25 ± 4.25	0.8 (0.5-6.0)	64.2 ± 12.6
50	6	551 ± 262	219 ± 123	31.7 ± 35.0	2.0 (0.5-6.0)	52.0 ± 7.8
50 (Japanese)	6	885 ± 241	385 ± 136	62.2 ± 20.4	3.0 (0.5-3.0)	64.4 ± 8.7
50 (Elderly Male and Female)	12	951 ± 300	314 ± 119	50.2 ± 23.6	1.0 (0.5-3.0)	92.1 ± 15.9
100	6	1890 ± 698	845 ± 401	142 ± 108	2.0 (1.0-4.0)	72.8 ± 10.8
100 (Japanese)	6	1770 ± 418	920 ± 300	190 ± 123	2.5 (0.5-4.0)	57.6 ± 12.0

Dose (mg) ^a	N	AUC _{0-inf} (ng·h/mL)	AUC ₀₋₂₄ (ng·h/mL)	C _{max} (ng/mL)	T _{max} ^b (hr)	t _{1/2} ^c (hr)
150	6	2270 ± 911	1050 ± 551	195 ± 185	1.0 (1.0-6.0)	60.5 ± 10.5
200	18	3630 ± 1110	1740 ± 748	274 ± 138	1.0 (1.0-4.0)	75.3 ± 9.1
200 (Japanese)	6	5200 ± 791	3090 ± 569	516 ± 200	2.0 (0.5-4.0)	58.4 ± 9.0
300	6	7380 ± 1410	4427 ± 996	618 ± 231	2.5 (2.0-3.0)	63.4 ± 3.0
300 (Japanese)	6	6270 ± 1570	4050 ± 1240	733 ± 210	2.0 (1.0-4.0)	59.7 ± 9.2
450	6	9157 ± 1850	5510 ± 1440	645 ± 165	3.0 (0.5-6.0)	60.0 ± 9.4
600	5	15500 ± 3450	10900 ± 2770	1330 ± 529	3.0 (2.0-6.0)	60.5 ± 5.2

Concentration data converted from molar to ng/mL (molecular weight of vibegron = 444.5)

- Dosed in healthy young males unless otherwise indicated
- Median (minimum-maximum)
- Harmonic mean ± Pseudo SD
- Only 3 of 6 subjects had any concentrations above the limit of quantitation at the 2 mg dose. Summary statistics for C_{max}, T_{max} and AUC₀₋₂₄ are based only on data from these subjects.
- The duration of sampling was too short for 2 and 5 mg, precluding an accurate determination of the apparent terminal t_{1/2} and AUC_{0-inf}

2.2 Multiple-Dose Pharmacokinetics

[0128] The multiple-dose pharmacokinetics of vibegron were examined in healthy non-Japanese young male subjects, middle-aged male and female subjects, and elderly male and female subjects, and in healthy Japanese young male subjects, and elderly male and female subjects in two randomized, double-blind, placebo-controlled, multiple rising dose Phase 1 studies. Non-Japanese subjects received multiple doses ranging from 25 to 400 mg for 7 to 28 days, whereas Japanese subjects received multiple doses of 50 to 200 mg for 14 days. Pharmacokinetic results after 14 days of dosing are summarized in Table 3.

[0129] On average, females tend to have 50% higher exposures (AUC) compared with males, regardless of age. Steady state AUC and C_{max} values following QD doses of 100 mg vibegron in elderly subjects were about 1.7-fold and 1.3-fold higher, respectively, compared to young males.

[0130] The GM C_{max} and AUC accumulation ratio were 1.78 and 1.84 for Japanese subjects at the 200 mg dose level. On average, steady state exposures in the Japanese young male subjects were ~30% higher than those in the young male non-Japanese subjects; differences in exposure were statistically significant. The GMR (Japanese/non-

Japanese) and corresponding 90% CI of vibegron AUC and C_{\max} pooled across doses were 1.27 (1.09, 1.48) and 1.33 (1.06, 1.67), respectively.

[0131] On average, steady state exposures on Day 14 in elderly male and female Japanese subjects were 35% higher than those in elderly male and female non-Japanese subjects; differences in exposure were statistically significant. Day 14 GMR (Japanese/non-Japanese) and corresponding 90% CI of vibegron AUC₀₋₂₄ and C_{\max} for the elderly panel were 1.35 (1.09, 1.68) and 1.82 (1.32, 2.51), respectively.

Table 3 Summary of Selected Multiple Dose Plasma Vibegron Pharmacokinetic Parameters

Dose (mg) ^a	N	AUC ₀₋₂₄ (ng·h/mL)	C_{\max} (ng/mL)	C_{trough} (ng/mL)	T_{\max}^b (hr)	$t_{1/2}^c$ (hr)
25	6	164 ± 25.9	15.6 ± 6.93	5.07 ± 0.711	1.0 (0.5-2.0)	94.0 ± 9.60
50	6	507 ± 176	41.5 ± 12.3	15.2 ± 5.07	2.5 (0.5-6.0)	77.2 ± 8.9
50 (Japanese)	5	613 ± 296	56.9 ± 34.2	16.5 ± 6.05	3.0 (0.5-3.0)	69.4 ± 6.6
100	6	1280 ± 529	169 ± 80.9	31.9 ± 11.5	1.0 (0.5-4.0)	79.7 ± 11.5
100 (Japanese)	6	1710 ± 542	180 ± 111	41.0 ± 11.0	2.0 (2.0-4.0)	56.8 ± 19.2
100 (Elderly Male and Female)	12	2230 ± 671	224 ± 92.0	54.2 ± 15.3	1.0 (0.5-6.0)	88.4 ± 10.7
100 (Elderly Japanese)	12	2920 ± 693	393 ± 165	57.3 ± 12.2	1.5 (0.5-4.0)	75.1 ± 3.9
150	6	2285 ± 1140	305 ± 215	54.2 ± 16.6	1.5 (0.5-4.0)	79.2 ± 9.2
150 (Middle-Aged Male)	9	2170 ± 452	293 ± 67.1	46.2 ± 8.50	1.0 (0.5-3.0)	72.7 ± 16.1 ^d
150 (Middle-Aged Female)	9	3180 ± 925	246 ± 139	62.7 ± 12.4	2.0 (1.0-4.0)	83.1 ± 17.2
200	6	3200 ± 1120	313 ± 168	61.8 ± 12.4	2.0 (1.0-3.0)	64.7 ± 6.5
200 (Japanese)	6	4370 ± 618	631 ± 154	62.2 ± 9.07	1.0 (0.5-6.0)	59.5 ± 1.9
300	18	6980 ± 1040	733 ± 164	128 ± 23.6	2.0 (2.0-3.0)	61.7 ± 7.3
400	6	10500 ± 2140	1400 ± 257	189 ± 54.7	1.5 (1.0-3.0)	58.9 ± 5.9

Concentration data converted from molar to ng/mL (molecular weight of vibegron = 444.5)

a. Dosed in healthy young males unless otherwise indicated

b. Median (minimum-maximum)

c. Harmonic mean \pm Pseudo SD

d. $t_{1/2}$ determined after 28 days of dosing

2.3 Bioavailability and Bioequivalence

[0132] Five Phase 1 studies were conducted using a capsule formulation of vibegron, while seven Phase 1 studies and one Phase 2b study used a tablet formulation. An open-label randomized, 2-period, crossover PK study in healthy male subjects age 18 to 45 years compared single-dose pharmacokinetics of the capsule (1 x 150 mg capsule) and tablet (3 x 50 mg tablets) formulations of vibegron.

[0133] The tablet formulation provided comparable exposures to the capsule formulation as demonstrated in Table 4. T_{max} and the apparent terminal $t_{1/2}$ were also similar between the two formulations.

Table 4 A Summary of the Effect of Formulation on the Pharmacokinetics of 150 mg Vibegron in Healthy Male Subjects

Pharmacokinetic Parameter	Geometric Least Squares Mean (95% CI)		GMR	90% CI
	Capsule ^a	Tablet ^b		
AUC _{0-inf} (ng·hr/mL)	2840 (2512, 3220)	2660 (2350, 3010)	0.94	(0.87, 1.00)
C _{max} (ng/mL)	237 (190, 295)	213 (172, 264)	0.90	(0.75, 1.08)

Concentration data converted from molar to ng/mL (molecular weight of vibegron = 444.5)

GMR = Geometric least-squares mean ratio of tablet to capsule

a. 1 x 150 mg vibegron capsule

b. 3 x 50 mg vibegron tablets

[0134] An open-label, single-dose, randomized, two-period, two-treatment, two-sequence, crossover Phase 1 study evaluated the relative bioequivalence of two types of tablets with slightly different composition: aqueous tablet (test) and non-aqueous tablet (reference).

Table 5 A Summary of the Effect of Formulation on the Pharmacokinetics of 50 mg Vibegron in Healthy Male and Female Subjects

Pharmacokinetic Parameter	Geometric Least Squares Mean (95% CI)		GMR (%)	90% CI
	Reference Tablet ^a	Test Tablet ^b		
AUC _{0-inf} (ng·hr/mL)	671 (529, 853)	671 (547, 827)	100.2	(91.6, 109.5.)
C _{max} (ng/mL)	38.0 (27.8, 52.1)	41.0 (30.0, 56.1)	107.7	(87.4, 132.7)

Concentration data converted from molar to ng/mL (molecular weight of vibegron = 444.5)

GMR = Geometric least-squares mean ratio of Phase 3 tablet to Phase 2 tablet

a. Non-aqueous tablet (PMF1)

b. Aqueous (PMFII)

2.4 Effect of Food on Oral Absorption

[0135] The effect of food on the single dose pharmacokinetics of vibegron 50 mg was evaluated in healthy non-Japanese and Japanese young males in two randomized, double-blind, placebo-controlled, rising single-dose Phase 1 studies, while the effect of food on multiple dose pharmacokinetics of vibegron 150 mg in middle-aged females was evaluated in a randomized, double-blind, placebo-controlled, multiple rising dose Phase 1 study. A summary of the pharmacokinetic results are listed in Table 6.

[0136] Administration of 50 mg vibegron with a high-fat meal in non-Japanese young males resulted in 46% and 67% reductions in AUC_{0-inf} and C_{max} , respectively, and a delay in T_{max} of ~1 hour compared to administration in the fasted state. Administration of 50 mg vibegron with a standard Japanese breakfast to Japanese young males resulted in 37% and 52% reductions in AUC_{0-inf} and C_{max} , respectively, roughly similar to findings in non-Japanese male subjects administered the same dose with a high fat meal.

[0137] Administration of multiple oral doses of 150 mg vibegron with food in healthy middle-aged females resulted in 20% and 47% reductions in mean AUC_{0-24hr} and C_{max} , respectively, on Day 14 compared to the same dose in the fasted state. T_{max} at steady state was delayed in the fed state compared to the fasted state (6.0 vs. 2.0 hr).

Table 6 Summary of Food Effect on Vibegron Pharmacokinetic Parameters following Single and Multiple Dose Administration in the Fed and Fasted State to Healthy Japanese and Non-Japanese Young Male Subjects, and to Healthy Non-Japanese Middle-Aged Female Subjects

Single Dose (mg) in Young Males	N	Pharmacokinetic Parameters ^a			
		AUC_{0-inf} (ng·h/mL)	AUC_{0-24} (ng·h/mL)	C_{max} (ng/mL)	T_{max}^b (hr)
50 (Non-Japanese, fed)	6	316 ± 127	90.7 ± 22.9	7.6 ± 2.27	3.0 (2.0 - 6.0)
50 (Non-Japanese, fasted)	6	551 ± 262	219 ± 123	31.7 ± 35.0	2.0 (0.5-6.0)
50 (Japanese, fed)	6	605 ± 222	226 ± 112	36.2 ± 33.3	1.5 (0.5-3.0)
50 (Japanese, fasted)	5	885 ± 241	385 ± 136	62.2 ± 20.4	3.0 (0.5-3.0)
Multiple Dose (mg)	N	Pharmacokinetic Parameters ^{a,c}			

in Non-Japanese Middle-Aged Females		AUC ₀₋₂₄ (ng·h/mL)	C _{max} (ng/mL)	C _{trough} (ng/mL)	T _{max} ^b (hr)
150 (Fed)	6	2540 ± 334	185 ± 32.3	65.3 ± 7.87	6.0 (3.0 - 6.0)
150 (Fasted)	9	3180 ± 925	346 ± 139	62.7 ± 12.4	2.0 (1.0 - 4.0)

Concentration data converted from molar to ng/mL (molecular weight of vibegron = 444.5)

- a. Geometric mean (CV%)
- b. Median (minimum-maximum)
- c. PK parameters obtained at day 14 of vibegron dosing

2.5 Pharmacokinetics in the Target Disease Population

[0138] A randomized, double-blind, placebo- and active-controlled, parallel-group two-part Phase 2b study in patients with OAB measured sparse vibegron trough concentrations (C_{trough}) only; the mean (± SD) C_{trough} of vibegron 50 mg and 100 mg QD were 27.4 (± 18.3) ng/mL and 73.6 (± 65.5) ng/mL, respectively. Mean (± SD) C_{trough} of vibegron 50 mg in healthy young men was 15.2 (± 5.07) ng/mL. Mean (± SD) C_{trough} values of vibegron 100 mg ranged from 31.9 (± 11.5) in healthy young men to 54.2 (± 15.3) in healthy elderly.

Example 3

Pharmacokinetics in Special Populations

3.1 Effect of Age

[0139] Vibegron exposures were evaluated in young (18 to 45 years), middle-aged (46 to 64 years) and elderly (65 to 85 years) males and females. Although exposures were similar in middle-aged males when compared to young males, plasma concentrations were higher in elderly compared to middle-aged and young subjects. After a single 50 mg dose, vibegron AUC_{0-inf} and C_{max} were 70% and 60% higher, respectively in elderly subjects compared with young subjects. Elimination t_{1/2} was longer in the elderly at 92 hours compared to 52 hours in young subjects in a randomized, double-blind, placebo-controlled, rising single-dose study. Steady state vibegron AUC_{0-24h} and C_{max} values were ~1.7-fold and ~1.3-fold greater, respectively, in the elderly compared with young males in a randomized, double-blind, placebo-controlled, multiple rising dose study. Furthermore, the steady state AUC geometric mean accumulation ratios were ~2 in young

males and ~2.8 in the elderly. In elderly Japanese, AUC_{0-24} and C_{max} were increased by ~35% and 82 %, respectively compared to elderly non-Japanese.

3.2 *Effect of Gender*

[0140] The effect of gender on steady-state vibegron exposures after 100 or 150 mg doses was evaluated in a randomized, double-blind, placebo-controlled, multiple rising dose study. Vibegron plasma concentrations were similar in middle-aged males when compared to young males; however, exposures were slightly higher in middle-aged females compared to middle-aged males (~1.5-fold higher steady state AUC in middle-aged females), which was also observed when comparing exposures in elderly females to those in elderly males.

3.3 *Effect of Renal Impairment*

[0141] The pharmacokinetics of single dose vibegron 100 mg in 24 patients with impaired renal function (8 severe, 8 moderate, and 8 mild) were compared to 8 healthy control subjects in an open-label, single-dose PK study. A summary of the pharmacokinetic parameters and a statistical comparison between patients with varying degrees of renal impairment and their healthy matched subjects are presented in Table 7.

[0142] Vibegron AUC_{0-inf} in patients with mild ($eGFR \geq 60$ to < 90 mL/min/1.73m²), moderate ($eGFR \geq 30$ to < 60 mL/min/1.73m²), and severe ($eGFR < 30$ mL/min/1.73m² but not on dialysis) renal impairment were 49%, 106%, and 83% higher, respectively, compared to healthy matched control subjects. Vibegron C_{max} in mild, moderate, and severe renal impairment patients were 96%, 68%, and 42% higher, respectively, compared to healthy matched control subjects. In summary, increasing degree of renal impairment was associated with an increase in vibegron AUC_{0-inf} with no clear trend observed in C_{max} . Decreasing renal function was associated with lower clearance. The relationship between clearance and renal function was modeled using linear regression. Based on the slope from the regression, CL/F was found to increase ~0.8% per one mL/min/1.73 m² increase in eGFR. Based on this linear relationship, the CL/F ratio for mild, moderate, and severe populations relative to healthy subjects was predicted to be 0.81, 0.64, and 0.50, respectively. Corresponding predicted ratios for AUC were 1.24, 1.57, and 2.00. Modeling the relationship between CL/F and creatinine Clearance yielded similar results. Renal clearance (CLR) and the fraction of dose excreted in urine over the 48-hour collection interval ($fe[urine]_{48hr}$) decreased with increasing degree of renal

impairment. Patients with mild, moderate, and severe renal impairment had reduced CLR by 39%, 65%, and 82%, respectively, compared to healthy matched control subjects. The $\text{fe}[\text{urine}]_{48\text{hr}}$ was comparable between mild renal impairment patients (8.5%) and healthy matched controlled subjects (7.9%) and was 5.5% and 2.1% in moderate and severe renal impairment patients, respectively.

Table 7 Summary of Vibegron 100 mg Pharmacokinetic Parameters in Patients with Severe, Moderate and Mild Renal Impairment and Healthy Matched Control Subjects

		Geometric Least Squares Mean (95% CI)			
Pharmacokinetic Parameter	N	Severe Renal Impairment	Moderate Renal Impairment	Mild Renal Impairment	Healthy Matched Control Subjects
$\text{AUC}_{0-\text{inf}}$ (ng·hr/mL)	8	2820 (2200, 3610)	3170 (2500, 4030)	2290 (1800, 2920)	1540 (1180, 2010)
C_{max} (ng/mL)	8	152 (103, 225)	180 (123-262)	210 (144, 308)	107 (70.8, 162)
CL/F (L/hr)	8	35.5 (27.68, 45.53)	31.5 (24.80, 40.06)	43.6 (34.23, 55.61)	64.9 (49.87, 84.47)
$T_{\text{max}}^{\text{a}}$ (hr)	8	0.5 (0.5-4.0)	1.3 (0.5-3.0)	1.0 (0.5-3.0)	1.5 (0.5-4.0)
Apparent terminal $t_{1/2}^{\text{b}}$ (hr)	8	131 (10.0)	108 (21.0)	96.2 (11.5)	98.8 (13.9)
CL_R^{b} (L/hr)	8	1.9 (30.9)	3.6 (34.5)	6.3 (31.1) ^c	10.4 (20.2)
$\text{Fe}[\text{urine}]_{48\text{hr}}^{\text{b}}$ (%)	8	2.1 (57.6)	5.5 (53.2)	8.5 (43.9) ^c	7.9 (43.0)

Comparison	GMR (90% CI)		
	$\text{AUC}_{0-\text{inf}}$	C_{max}	CL/F
Patients with Severe Renal Impairment/ Healthy Matched Control Subject	1.83 (1.36, 2.46)	1.42 (0.89, 2.27)	0.55 (0.41, 0.74)
Patients with Moderate Renal Impairment/ Healthy Matched Control Subject	2.06 (1.55, 2.74)	1.68 (1.07, 2.63)	0.49 (0.36, 0.65)
Patients with Mild Renal Impairment/ Healthy Matched Control Subject	1.49 (1.11, 2.00)	1.96 (1.23, 3.13)	0.67 (0.50, 0.90)

Concentration data converted from molar to ng/mL (molecular weight of vibegron = 444.5)

CI = confidence interval; GMR = Geometric least-squares mean ratio between treatment populations

a. Median (minimum-maximum)

b. Geometric mean (percent geometric coefficient of variation)

c. N=7

3.4 Effect of Hepatic Impairment

[0143] The pharmacokinetics of a single dose of vibegron 100 mg were evaluated in 8 patients with moderate hepatic impairment (Child-Pugh Score of 7 to 9) and 8 healthy subjects matched for age, gender and BMI in a two-part, open-label, single-dose Phase 1 study. A statistical comparison of vibegron pharmacokinetic parameters is presented in Table 8. The AUC_{0-inf} and C_{max} GMRs (90% CI) for moderate hepatic impaired patients and healthy control subjects were 1.27 (0.96, 1.67) and 1.35 (0.88, 2.06), respectively suggesting that moderate hepatic impairment did not have a clinically important effect on the exposure of vibegron.

Table 8 Summary of Vibegron 100 mg Pharmacokinetic Parameters in Patients with Moderate Hepatic Impairment and Healthy Matched Control Subjects

Pharmacokinetic Parameter	N	Geometric Least Squares Mean (95% CI)		GMR	90% CI
		Moderate Hepatic Impairment	Healthy Matched Control Subjects		
AUC _{0-inf} (ng·hr/mL)	8	1820 (1440, 2300)	1440 (1140, 1810)	1.27	(0.96, 1.67)
C _{max} (ng/mL)	8	168 (118, 240)	125 (87.6, 178)	1.35	(0.88, 2.06)
T _{max} ^a (hr)	8	1.0 (0.5-3.0)	1.5 (0.5-4.0)		
Apparent terminal t _{1/2} ^b (hr)	8	94.5 (8.88%)	92.5 (9.37%)		
CL/F ^b (L/hr)	8	56.0 (31.2%)	68.3 (36.0%)		
Vz/F ^b (L)	8	7640 (33.3%)	9120 (30.7%)		

Concentration data converted from molar to ng/mL (molecular weight of vibegron = 444.5)

CI = confidence interval; GMR = Geometric least-squares mean ratio between treatment populations

a. Median (minimum-maximum)

b. Geometric mean (percent geometric coefficient of variation)

3.5 Drug Interaction Studies

[0144] Four drug interaction studies evaluating vibegron in combination with 6 compounds were conducted. Table 9 summarizes the effect of ketoconazole, diltiazem or tolterodine on the pharmacokinetics of vibegron. Table 10 summarizes the effect of vibegron on the pharmacokinetics of digoxin, ethinyl estradiol, levonorgestrel or tolterodine.

[0145] Multiple doses of the strong CYP3A4/P-gp inhibitor, ketoconazole 200 mg and the moderate CYP3A4/P-gp inhibitor, diltiazem 240 mg were evaluated in combination with a single dose of vibegron 100 mg. GM vibegron AUC_{0-inf} and C_{max} increased 2.08-

fold and 2.22 fold, respectively in the presence of multiple doses of 200 mg ketoconazole. GM vibegron AUC_{0-inf} and C_{max} increased 63% and 68%, respectively in the presence of multiple doses of 240 mg or 180 mg diltiazem. The GM $t_{1/2}$ was 75, 75.4, and 80.2 hours, respectively when vibegron was dosed alone, with diltiazem or with ketoconazole, respectively. This lack of increase of vibegron $t_{1/2}$ in the presence of ketoconazole or diltiazem suggests that the interaction occurred primarily in the absorption phase. However, these interactions are not expected to be clinically significant. Tolterodine ER 4 mg had no effect on the pharmacokinetics of vibegron.

[0146] Multiple doses of vibegron were evaluated in combination with the p-gp substrate, digoxin. The 90% CI for the AUC_{0-inf} GMR of digoxin when co-administered with vibegron was contained within the 80-125% bioequivalence range suggesting that vibegron does not influence digoxin pharmacokinetics to a clinically significant degree. The pharmacokinetics of ethinyl estradiol (EE) and levonorgestrel (LNG), two common components of oral contraceptives were not altered by multiple doses of vibegron. The 90% CI for the GMR (EE/LNG + vibegron to EE/LNG alone) for the AUC and C_{max} of EE were contained within 0.8 and 1.25. Although, LNG AUC and C_{max} increased 18 to 21% in the presence of multiple doses of vibegron, these increases were not considered to be clinically significant. No clinically meaningful pharmacokinetic interaction occurs when vibegron 100 mg or 150 mg is co-administered with tolterodine ER 4 mg.

Table 9 Change in Pharmacokinetic Parameters of Vibegron in the Presence of Co-Administered Medication (Conmed)

Conmed	Dose of Conmed (mg)	Dose of Vibegron (mg)	n		Geometric Mean (95% CI)		Ratio (with/without conmed) of Vibegron Pharmacokinetic Parameters; No Effect = 1.00	
					Vibegron alone	Conmed + Vibegron	GMR	(90% CI)
Ketoconazole	200 mg every 12 hours	100 mg single dose	10	AUC	1370 (788, 2380)	2850 (2100, 3870)	2.08	(1.66, 2.61)
				C _{max}	113 (53.1, 241)	251 (167, 379)	2.22	(1.50-3.28)
Diltiazem ER	240 mg QD	100 mg single dose	12	AUC	1330 (1130, 1570)	2170 (1990, 2480)	1.63	(1.44, 1.85)
				C _{max}	99.8 (73.8, 135)	167 (129-217)	1.68	(1.41, 1.99)
Tolterodine ER	4 mg QD	100 mg QD	24	AUC	1662 (1382, 2000)	1791 ^a (1533, 2094)	1.08	(0.94, 1.23)
				C _{max}	158 (111, 224)	163 ^a (127, 209)	1.03	(0.74, 1.43)
		150 mg QD	23	AUC	2783 (2409, 3218)	3102 ^a (2787, 3463)	1.12	(0.98, 1.27)
				C _{max}	269 (210, 344)	304 ^a (260, 357)	1.13	(0.90, 1.42)

a. N=12

Concentration data converted from molar to ng/mL (molecular weight of vibegron = 444.5)

Table 10 Drug Interactions: Change in Pharmacokinetic Parameters of Co-Administered Drug (Conmed) in the Presence of Vibegron

Conmed	Dose of Conmed (mg)	Dose of Vibegron (mg)	n		Geometric Mean (95% CI) of Conmed		Ratio (with/without Vibegron) of Conmed Pharmacokinetic Parameters; No Effect = 1.00	
					Conmed alone	Conmed + Vibegron	GMR	(90% CI)
Digoxin	0.25 mg single dose	100 mg QD	18	AUC	16600 (14600, 19200)	1840 ^a (16200, 21000)	1.11	(1.03, 1.19)
				C _{max}	1160 (965, 1400)	1410 (1170, 1700)	1.21	(1.09, 1.35)
Oral Contraceptive	0.03 mg EE single dose	100 mg QD	18	AUC	810 (713, 920)	838 (734, 958)	1.04	(1.00, 1.07)
				C _{max}	71.9 (62.3, 82.9)	68.8 (60.5, 78.3)	0.96	(0.90, 1.02)
	0.15mg LNG single dose			AUC	31000 (26800, 35900)	37600 (32300, 43700)	1.21	(1.13, 1.30)
				C _{max}	2070 (1770, 2420)	2440 (2100, 2840)	1.18	(1.09, 1.27)
Tolterodine ER	4 mg QD	100 mg QD	12	AUC	28.37 (15.03, 53.56)	30.66 (16.24, 57.89)	1.08	(0.97, 1.21)
		C _{max}		2.28 (1.32, 3.96)	2.57 (1.48, 4.45)	1.12	(1.00, 1.26)	
	150 mg QD	AUC		13.25 ^a (7.39, 23.76)	10.80 (6.02, 19.38)	1.23	(1.11, 1.35)	

				C_{max}	1.26 ^a (0.66, 2.39)	0.92 (0.48, 1.75)	1.37	(1.20, 1.57)
--	--	--	--	------------------------	-----------------------------------	----------------------	------	--------------

GMR = Geometric Means Ratio; CI = confidence interval; EE = ethinyl estradiol; LNG = levonorgestrel
Concentration data converted from molar to ng/mL (molecular weight of vibegron = 444.5)

a. N=17

b. N=11

3.6 *Effect on QT Interval Prolongation*

[0147] The effect of vibegron on QTc interval was evaluated in a single oral dose study. Fifty-two healthy subjects received a dose of 400 mg vibegron, a single dose of vibegron 200 mg, a single dose of moxifloxacin 400 mg and a single dose of placebo to match vibegron.

[0148] The 400 mg dose of vibegron resulted in a maximum LS mean difference (90% CI) from placebo in QTcF of 4.60 (2.71, 6.48) msec at 1 hour post dose. A similar result was noted in QTcF after the 200 mg single dose where the maximum LS mean difference (90% CI) from placebo was 4.98 (3.07, 6.88) msec at 1 hour post dose. The upper limits of the 90% CIs of all of the mean differences fell below the target of 10 msec. (Table 11). A statistically significant effect of moxifloxacin on QTcF was observed.

[0149] The GM (CV%) C_{max} and AUC_{0-23.5hr} achieved following a single 200 mg dose were 366 (50.4) ng/mL and 2270 (37.3) ng·h/mL respectively. Vibegron C_{max} was 1.63-fold the value obtained in elderly subjects receiving multiple doses of 100 mg in a double-blind, randomized, placebo-controlled, alternating (Panels A and B), multiple-period, single rising oral dose Phase 1 study, while the AUC was similar. The GM (CV%) C_{max} and AUC_{0-23.5hr} achieved following a single dose of 400 mg were 1020 (39.9) ng/mL and 6450 (34.0) ng·h/mL respectively. These C_{max} and AUC_{0-23.5hr} values are 4.55-fold and 2.89-fold the values obtained in elderly subjects receiving multiple doses of vibegron 100 mg.

[0150] Target PK exposures at both the 200 mg and 400 mg dose levels were achieved. The steady state C_{max} and AUC_{0-24hr} values achieved in elderly female subjects at the highest clinical dose of 100 mg were 278 ng/mL and 2620 ng·h/mL, respectively.

Table 11 Statistical Comparison for QTcF Change From Baseline Difference From Placebo (Vibegron - Placebo) by Treatment and Time Point Relative to the Administration of a Dose of 400 mg Vibegron, a Dose of 200 mg of Vibegron, and a Single Dose of Placebo to Vibegron

Hour	Single Dose of 400 mg Vibegron (msec)			Single Dose of 200 mg Vibegron (msec)			Single Dose of Placebo to Vibegron (msec)		
	N	LS Mean	95% CI	N	LS Mean	95% CI	N	LS Mean	95% CI
0.5 hour	52	2.37	(0.66, 4.07)	50	1.90	(0.16, 3.63)	50	-1.00	(-2.74, 0.73)
1 hour	52	4.49	(2.78, 6.19)	50	4.87	(3.13, 6.60)	50	-0.11	(-1.84, 1.63)
2 hour	52	0.73	(-0.97, 2.43)	50	2.06	(0.32, 3.79)	50	-0.08	(-1.81, 1.65)
3 hour	52	-0.30	(-2.00, 1.41)	50	1.14	(-0.59, 2.88)	50	0.74	(-0.99, 2.47)
4 hour	52	-2.53	(-4.23, -0.82)	50	-0.40	(-2.14, 1.33)	50	0.43	(-1.30, 2.17)
6 hour	52	-8.33	(-10.03, -6.62)	50	-6.89	(-8.63, -5.16)	50	-5.63	(-7.37, -3.90)
8 hour	52	-11.60	(-13.30, -9.89)	50	-9.59	(-11.33, -7.86)	50	-8.36	(-10.09, -6.62)
10 hour	52	-10.29	(-11.99, -8.58)	50	-8.82	(-10.56, -7.09)	50	-6.15	(-7.89, -4.42)
12 hour	52	-7.10	(-8.80, -5.39)	50	-6.82	(-8.56, -5.09)	50	-3.10	(-4.83, -1.37)
23.5 hour	52	-2.87	(-4.57, -1.17)	50	-2.15	(-3.88, -0.41)	50	-2.53	(-4.26, -0.79)
Hour	Difference From Single Dose of Placebo to 400 mg Dose of Vibegron (msec)			Difference From Single Dose of Placebo to 200 Dose of Vibegron (msec)					
	LS Mean Difference		90% CI ^a	LS Mean Difference		90% CI ^a			
0.5 hour	3.37		(1.49, 5.25)	2.90		(1.00, 4.80)			
1 hour	4.60		(2.71, 6.48)	4.98		(3.07, 6.88)			
2 hour	0.81		(-1.07, 2.69)	2.14		(0.23, 4.04)			
3 hour	-1.04		(-2.92, 0.85)	0.40		(-1.50, 2.30)			
4 hour	-2.96		(-4.84, -1.08)	-0.83		(-2.73, 1.07)			
6 hour	-2.70		(-4.58, -0.81)	-1.26		(-3.16, 0.64)			
8 hour	-3.24		(-5.12, -1.36)	-1.24		(-3.14, 0.66)			
10 hour	-4.14		(-6.02, -2.25)	-2.67		(-4.57, -0.77)			
12 hour	-4.00		(-5.88, -2.11)	-3.72		(-5.63, -1.82)			
23.5 hour	-0.34		(-2.22, 1.54)	0.38		(-1.52, 2.28)			

Abbreviations: LS mean, least square means, CI, confidence interval

400 mg vibegron: Single dose of 400 mg vibegron (8 x 50 mg tablets).

200 mg vibegron: Single dose of 200 mg vibegron (4 x 50 mg tablets vibegron + 4 x vibegron matching placebo tablets)

Placebo: Single Dose of vibegron matching placebo (8 x vibegron matching placebo tablets).

QTcF results at baseline (arithmetic mean): Placebo = 407.38, 400 mg vibegron = 407.64, 200 mg vibegron = 406.75, Moxifloxacin = 407.77

a. The two-sided 90% confidence intervals are equivalent to one-sided upper 95% confidence intervals.

Example 4

Clinical Efficacy Data

[0151] A randomized, double-blind, placebo- and active-controlled, parallel-group two-part Phase 2b study of vibegron in men and women with OAB (stratified as OAB wet and OAB dry) was completed. Part 1 was a dose-ranging study to assess the safety, tolerability, and efficacy of vibegron and proof of concept study for concomitant dosing of vibegron with tolterodine ER 4 mg. Approximately 980 subjects in Part 1 were equally randomized in a double-blind fashion to one of seven treatment arms: vibegron 3 mg, 15 mg, 50 mg, or 100 mg once daily for 8 weeks; tolterodine ER 4 mg once daily for 8 weeks; placebo once daily for 8 weeks; or vibegron 50 mg with tolterodine ER 4 mg for 4 weeks followed by vibegron 50 mg for 4 weeks. Part 2 was designed to continue to assess the safety and efficacy of concomitant dosing. In Part 2, 408 subjects were randomized in a double-blind fashion to one of four treatment arms in a 2:2:2:1 ratio: vibegron 100 mg, tolterodine ER 4 mg, vibegron 100 mg with tolterodine ER 4 mg, or placebo once daily for 4 weeks. Subjects in both Part 1 and Part 2 had the option of enrolling in a 1-year extension. Participants were required to keep a voiding diary, recording the occurrence of each strong urge, total incontinence, and urge incontinence episode. Efficacy data for Part 1 and Part 2 are summarized herein.

[0152] At baseline, subjects must have had an average number of micturitions ≥ 8 per diary day in the Voiding Diary. In addition, subjects in the OAB wet strata must have had an average number of urgency incontinence episodes ≥ 1 per diary day. Subjects in the OAB dry strata must have had an average number of urgency episodes ≥ 3 per diary day and an average of < 1 urgency incontinence episodes per diary day. The total number of urgency incontinence episodes must have exceeded the total number of stress incontinence episodes for all subjects.

[0153] The primary objectives of this study were to assess the safety and tolerability of treatment with selected vibegron doses (alone or in combination with tolterodine) and to investigate dose-related reductions in average number of daily micturitions compared with placebo at Week 8.

[0154] In Part 1, statistically significant decreases in the average number of daily micturitions were observed in the vibegron 100 mg and 50 mg treatment groups as compared to the placebo group at Week 8. Statistically significant decreases from

baseline as compared to placebo were also observed in the vibegron 100 mg and 50 mg treatment groups for secondary endpoints which included urgency incontinence and total incontinence (in subjects with OAB wet), and urgency episodes in all subjects.

Statistically significant increases from baseline as compared to placebo were also observed for the secondary endpoint volume voided per micturition in the vibegron 15, 50 and 100 mg treatment groups. (Tables 12 and 13).

Table 12 Analysis of Change from Baseline In The Volume Voided (ML) Per Micturition at Week 8

		Difference from Placebo	
		Week 8	
Treatment	N	Difference in LS Means	p-value
Vibegron 3 mg	144	15.99	0.032
Vibegron 15 mg	131	28.23	< 0.001
Vibegron 50 mg	146	29.05	< 0.001
Vibegron 100 mg	148	23.36	0.002
Tolterodine ER 4 mg	133	30.77	< 0.001

Table 13 Analysis of Change from Baseline in Average Daily Number Events at Week 8 - Constrained Longitudinal Data Analysis (cLDA) Model^a (Full-Analysis-Set Population - Part 1 Base Study)

Event	Treatment	N	Daily Number of Events				Change from Baseline			Difference from Placebo		
			Baseline		Week 8		Week 8		Week 8		Week 8	
			Mean	SD	Mean	SD	Mean	SD	Mean	SD	LS Means ^b	p-value
Micturitions	Placebo	141	10.86	2.84	9.77	2.51	-1.09	2.17			n/a	n/a
	Vibegron 3 mg	144	10.93	2.35	9.35	2.43	-1.56	1.97			-0.46	0.056
	Vibegron 15 mg	132	11.32	3.48	9.53	2.85	-1.71	2.22			-0.45	0.064
	Vibegron 50 mg	148	11.21	3.16	9.05	2.28	-1.87	1.78			-0.64	0.007
	Vibegron 100 mg	148	11.15	2.32	9.02	2.59	-2.11	1.81			-0.91	< 0.001
Urgency Incontinence Episodes^c	Tolterodine ER 4 mg	134	11.00	2.17	9.24	2.11	-1.73	2.02			-0.54	0.026
	Placebo	118	3.11	2.68	1.71	2.50	-1.34	1.77			n/a	n/a
	Vibegron 3 mg	113	2.70	1.94	1.21	1.68	-1.38	1.38			-0.28	0.167
	Vibegron 15 mg	111	2.94	2.23	1.12	2.06	-1.81	1.60			-0.57	0.005
	Vibegron 50 mg	121	2.81	2.06	0.86	1.16	-1.90	1.75			-0.72	< 0.001
Total Incontinence Episodes^c	Vibegron 100 mg	122	2.96	2.42	0.84	1.74	-2.05	1.99			-0.71	< 0.001
	Tolterodine ER 4 mg	100	2.80	2.13	1.15	2.18	-1.67	1.55			-0.46	0.030
	Placebo	118	3.61	3.26	1.88	2.68	-1.68	2.01			n/a	n/a
	Vibegron 3 mg	113	3.05	2.11	1.38	1.75	-1.56	1.55			-0.18	0.401
	Vibegron 15 mg	111	3.32	2.44	1.31	2.26	-1.99	1.64			-0.48	0.029
Urgency Episodes	Vibegron 50 mg	121	3.10	2.26	1.02	1.40	-2.02	1.82			-0.60	0.005
	Vibegron 100 mg	122	3.43	2.83	1.12	2.08	-2.26	2.41			-0.58	0.007
	Tolterodine ER 4 mg	100	3.08	2.39	1.32	2.38	-1.80	1.47			-0.34	0.140
	Placebo	141	6.52	4.37	4.99	3.77	-1.57	3.28			n/a	n/a
	Vibegron 3 mg	144	6.49	3.66	4.68	4.16	-1.69	2.65			-0.18	0.598
	Vibegron 15 mg	132	6.93	4.69	4.42	4.40	-2.35	2.50			-0.67	0.052
	Vibegron 50 mg	148	6.43	4.22	3.71	3.76	-2.36	2.35			-0.76	0.024
	Vibegron 100 mg	148	7.34	4.14	4.22	4.36	-2.98	2.84			-1.24	< 0.001
	Tolterodine ER 4 mg	134	6.39	3.78	3.91	3.65	-2.52	2.73			-0.94	0.007

a. Constrained longitudinal data analysis model includes terms for time, region and interaction of time by treatment.

b. Negative mean treatment differences are in favor of former treatments in comparison.

c. Only in OAB Wet subjects.

[0155] A double-blind, randomized, placebo controlled, multi-center, Phase 3 study designed to evaluate the safety and efficacy of vibegron in males and females with OAB was completed. Upon completion of the placebo Run-in period, 1,232 patients were randomized to receive blinded study treatment for 12 weeks including: vibegron 50 mg (N=370), vibegron 100 mg (N=369), placebo (N=369), or imidafenacin 0.2 mg (comparator; N=117). The results demonstrate that once daily vibegron produced statistically significant reductions in efficacy parameters including: micturitions, UUI episodes, total incontinence episodes, and urgency episodes (Table 14). Another open-label, uncontrolled, multi-center, Phase 3 study designed to evaluate the long-term (52-week) safety and efficacy of vibegron with OAB was completed. Upon completion of a 1-week observation period, 169 patients initiated vibegron 50 mg once daily. After eight weeks, the dose could be increased to 100 mg once daily as clinically indicated. Patients continued vibegron at a dose of 50 mg or 100 mg through Week 52. Once daily vibegron reduced episodes of micturitions, UUI episodes, total incontinence episodes, and urgency episodes over a 52-week treatment period.

Table 14 Analysis of Change from Baseline in Average Daily Number Events at Week 12 - Constrained Longitudinal Data Analysis (cLDA) Model^a

Event	50 mg Dose	100mg Dose
Micturitions	-0.86 (-1.12, -0.60) p < 0.0001	-0.81 (-1.07, -0.55) p < 0.0001
Urge Urinary Incontinence Episodes	-0.27 (-0.44, -0.10) p = 0.0015	-0.39 (-0.55, -0.22) p < 0.0001
Total Incontinence Episodes	-0.30 (-0.49, -0.12) p = 0.0015	-0.43 (-0.61, -0.24) p < 0.0001
Urgency Episodes	-0.51 (-0.76, -0.25) p = 0.0001	-0.67 (-0.93, -0.42) p < 0.0001
Volume Voided (mL)	25.76 (20.02, 31.46) p < 0.0001	22.16 (16.44, 27.89) p < 0.0001

a. Results presented as least squares mean placebo adjusted change from baseline (95% confidence interval [CI]), p-value.

Example 5

Safety Data*5.1 Phase I Safety Data*

- [0156] Safety data from 16 Phase 1 studies, which include 15 completed Phase 1 studies and 1 study that was terminated early (this study was terminated for reasons unrelated to efficacy or safety) was collected. In the Phase 1 program, a total of 466 subjects received at least one dose of vibegron; 238 subjects received single doses ranging from 2 to 600 mg and 238 subjects received multiple doses ranging from 25 to 400 mg for up to 28 days. Across the Phase 1 program, vibegron has been generally well tolerated. There were no treatment-emergent serious adverse events (SAEs) or deaths reported, and the majority of adverse events (AEs) were transient and mild or moderate in intensity.
- [0157] In Phase 1 studies, there were isolated occurrences of orthostatic hypotension (decrease in systolic blood pressure > 20 mmHg and/or decrease in diastolic blood pressure > 10 mmHg), with or without symptoms (e.g., lightheadedness, dizziness, presyncope). The incidence of orthostatic AEs following co-administration of vibegron 100 mg or 150 mg and tolterodine ER 4 mg was similar to the incidence of these AEs following administration of vibegron or tolterodine alone. At doses up to 100 mg in Phase 1 multiple dose studies, AEs such as postural dizziness, dizziness, presyncope, or syncope have not exhibited a clear dose-response relationship. However, postural dizziness appeared to increase at doses of 100 mg and above and the incidence of the AE "orthostatic hypotension with symptoms" has tended to be higher at vibegron doses > 200 mg. There were no occurrences of orthostatic AEs when vibegron 100 mg was coadministered to subjects with essential hypertension who were on a stable regimen of either metoprolol (a representative beta-blocker), or amlodipine (a representative vasodilator).
- [0158] Review of preliminary Phase 1 safety data suggest no clinically meaningful changes in laboratory safety parameters (chemistry, hematology and urinalyses) or ECG parameters, including PR, QRS and QTc intervals. A thorough QT study has been completed, which found no clinically meaningful effect on QTc or blood pressure

5.2 Phase II Safety Data

- [0159] Phase 2 safety data from a single Phase 2B study that has completed in which 933 subjects received at least one dose of vibegron was collected. Subjects received vibegron doses ranging from 3 to 100 mg for up to 8 weeks during the main study (alone or in combination with tolterodine). Of those completing the parent study, 605 subjects received doses of vibegron 50 mg (alone) or vibegron 100 mg (alone or in combination with tolterodine 4 mg) for up to 52 weeks during an extension study. A placebo group was included in the main study, and a group that received tolterodine monotherapy was included in the main study and in the extension. There were no deaths reported during the study. Vibegron was generally well tolerated. No meaningful differences in the overall incidence or severity of AEs or drug-related AEs were observed among the treatment groups compared to placebo.
- [0160] Adverse events were reported in 607 (43.6%) of the 1393 allocated subjects in the main study. The proportion of subjects with one or more AEs in the vibegron 50 mg and vibegron 100 mg treatment groups was similar to placebo (see Table 14). A higher proportion of subjects reported one or more AEs in the vibegron 15 mg and vibegron 50 mg + tolterodine 4 mg treatment groups compared to placebo. The most frequently reported AEs were dry mouth, headache, urinary tract infections (UTI), and nasopharyngitis. The incidence of dry mouth was higher in groups that received tolterodine (alone or with vibegron) compared to the placebo or vibegron monotherapy groups.
- [0161] There were 221 subjects with drug-related AEs, with the lowest incidence of drug-related AEs reported in the vibegron 100 mg treatment group. The proportion of subjects with drug-related AEs was similar in the vibegron monotherapy groups compared to placebo and only slightly higher in the concomitant treatment groups compared to placebo or either monotherapy. The proportion of subjects who discontinued due to a drug-related AE was low and similar across all treatment groups.
- [0162] There were a total of 9 SAEs reported in 8 subjects and occurred across the treatment groups (2 placebo; 1 vibegron 3 mg; 1 vibegron 50 mg; 3 tolterodine 4 mg; 1 vibegron 50 mg + tolterodine 4 mg). The reported SAEs were atrial fibrillation, anaphylactic reaction, lung adenocarcinoma stage IV, chronic obstructive pulmonary disease, hypertension, overdose, foot fracture, and in one subject both gastroesophageal reflux disease and dizziness occurred after a pan endoscopic procedure that prolonged

hospitalization. No specific AE term was reported in more than 1 subject. All SAEs were considered unrelated to study drug by the investigator.

[0163] During the 52-week extension, no meaningful differences in overall incidences of adverse events or serious adverse events were observed among the treatment groups.

[0164] Adverse events were reported in 531 (62.8%) of the 845 subjects. The proportion of subjects with one or more AEs was similar across all treatment groups. The most frequently reported adverse events were UTI, nasopharyngitis, upper respiratory tract infection, and dry mouth. The incidence of dry mouth was higher in the tolterodine ER 4 mg treatment group compared to the other treatment groups. The incidence of constipation was higher in the concomitant treatment group compared to the monotherapy treatment groups.

[0165] The proportion of subjects with drug-related AEs was slightly higher for tolterodine ER 4 mg and the concomitant dose arm compared to the vibegron 50 mg and 100 mg treatment arms. The proportion of subjects who discontinued due to an AE or a drug-related AE was higher for tolterodine ER 4 mg compared to the other treatment groups. There were total of 46 SAEs reported in 41 subjects during the extension. An overall higher incidence rate was reported in the tolterodine ER 4 mg and vibegron 50 mg treatment groups compared to the vibegron 100 mg treatment group. There was one drug-related SAE of ileus paralytic reported in the tolterodine ER 4 mg treatment group; the subject was discontinued due to this AE.

[0166] Table 15 below summarizes adverse events commonly seen in the vibegron Phase 2 program in patients with overactive bladder.

Table 15 Adverse Events in ≥2% Subjects in Phase 2 Study (First 12 weeks of Treatment)

	Placebo	Vibegron 3 mg	Vibegron 15 mg	Vibegron 50 mg	Vibegron 100 mg	Tolterodine ER 4 mg	Vibegron 100 mg + tolterodine ER 4 mg	Vibegron 50 mg + Tolterodine ER 4 mg/ Vibegron 50 mg	Total
	N = 205	N = 144	N = 134	N = 148	N = 261	N = 257	N = 110	N = 134	N = 1,393
	n (%)	n (%)	n (%)	n (%)	n (%)	n (%)	n (%)	n (%)	n (%)
≥ 1 AE	88 (42.9)	55 (38.2)	70 (52.2)	62 (41.9)	107 (41.0)	116 (45.1)	40 (36.4)	69 (51.5)	
Serious AE	2 (1.0)	1 (0.7)	0	1 (0.7)	0	3 (1.2)	0	1 (0.7)	
Drug-related AE	30 (14.6)	21 (14.6)	23 (17.2)	23 (15.5)	31 (11.9)	42 (16.3)	21 (19.1)	30 (14.6)	
Discontinuation due to AE	5 (2.4)	3 (2.1)	4 (3.0)	2 (1.4)	6 (2.3)	4 (1.6)	2 (1.8)	3 (2.2)	
Discontinuation due to drug-related AE	3 (1.5)	2 (1.4)	4 (3.0)	0	3 (1.1)	0	1 (0.9)	2 (1.5)	
Eye disorders									
Dry eye	10 (4.9)	2 (1.4)	4 (3.0)	2 (1.4)	4 (1.5)	10 (3.9)	3 (2.7)	2 (1.5)	18 (1.3)
Gastrointestinal disorders									
Constipation	5 (2.4)	5 (3.5)	6 (4.5)	6 (4.1)	2 (0.8)	5 (1.9)	4 (3.6)	6 (4.5)	39 (2.8)
Diarrhea	5 (2.4)	4 (2.8)	2 (1.5)	1 (0.7)	5 (1.9)	9 (3.5)	1 (0.9)	6 (4.5)	33 (2.4)
Dry mouth	6 (2.9)	5 (3.5)	6 (4.5)	7 (4.7)	4 (1.5)	22 (8.6)	13 (11.8)	11 (8.2)	74 (5.3)
Nausea	3 (1.5)	2 (1.4)	2 (1.5)	3 (2.0)	3 (1.1)	6 (2.3)	0 (0.0)	2 (1.5)	21 (1.5)
General disorders and administration site conditions									
Fatigue	1 (0.5)	4 (2.8)	6 (4.5)	5 (3.4)	2 (0.8)	6 (2.3)	2 (1.8)	2 (1.5)	28 (2.0)
Infections and infestations									
Nasopharyngitis	14 (6.8)	3 (2.1)	7 (5.2)	8 (5.4)	10 (3.8)	4 (1.6)	2 (1.8)	3 (2.2)	51 (3.7)
Sinusitis	2 (1.0)	0	2 (1.5)	1 (0.7)	0	1 (0.4)	0 (0.0)	4 (3.0)	10 (0.7)
Urinary tract infection	7 (3.4)	5 (3.5)	5 (3.7)	8 (5.4)	8 (3.1)	12 (4.7)	5 (4.5)	7 (5.2)	57 (4.1)
Injury, poisoning and procedural complications									
Accidental overdose	2 (1.0)	3 (2.1)	6 (4.5)	4 (2.7)	11 (4.2)	6 (2.3)	1 (0.9)	2 (1.5)	35 (2.5)
Investigations									
Alanine aminotransferase increased	0 (0.0)	0 (0.0)	0 (0.0)	0 (0.0)	0 (0.0)	1 (0.4)	0 (0.0)	3 (2.2)	4 (0.3)
Aspartate aminotransferase increased	0 (0.0)	0 (0.0)	1 (0.7)	0 (0.0)	0 (0.0)	0 (0.0)	0 (0.0)	3 (2.2)	4 (0.3)
Musculoskeletal and connective tissue disorders									
Arthralgia	2 (1.0)	0	2 (1.5)	3 (2.0)	0 (0.0)	3 (1.2)	1 (0.9)	0 (0.0)	11 (0.8)
Osteoarthritis	1 (0.5)	2 (1.4)	1 (0.7)	4 (2.7)	1 (0.4)	0 (0.0)	0 (0.0)	0 (0.0)	9 (0.6)
Pain in extremity	0	2 (1.4)	0	2 (1.4)	1 (0.4)	1 (0.4)	3 (2.7)	2 (1.5)	11 (0.8)
Nervous system disorders									
Dizziness	5 (2.4)	1 (0.7)	6 (4.5)	3 (2.0)	7 (2.7)	5 (1.9)	3 (2.7)	1 (0.7)	31 (2.0)
Headache	9 (4.4)	3 (2.1)	6 (4.5)	6 (4.1)	12 (4.6)	9 (3.5)	7 (6.4)	6 (4.5)	58 (4.0)
Renal and urinary disorders									
Dysuria	1 (0.5)	0 (0.0)	0 (0.0)	1 (0.7)	0 (0.0)	3 (1.2)	3 (2.7)	0 (0.0)	8 (0.6)

[0167] Serious adverse events observed during the first 12 weeks of treatment with vibegron monotherapy included lung adenocarcinoma stage IV (n=1) and chronic obstructive pulmonary disease (n=1); an SAE of overdose was reported in the vibegron-tolterodine combination arm. During the Phase 2 extension study, SAEs reported by 2 or more subjects receiving monotherapy included cerebrovascular accident (n=2) and osteoarthritis (n=2). The only SAE reported in the vibegron – tolterodine combination arm was borrelia infection. SAEs potentially related to a change in heart rate or blood pressure (at any time during treatment) included: loss of consciousness after 8 weeks of vibegron that did not recur on rechallenge (n=1), and in the tolterodine monotherapy arm atrial fibrillation (n=1) and dizziness (n=1). The frequency of injuries was numerically higher in the tolterodine arm than with vibegron (2.1%, n=5, vs. 0.9%, n=4). Given the low incidence and lack of a pattern for SAEs, no serious event is considered expected for vibegron.

[0168] Potential risks that may be associated with vibegron treatment, based on nonclinical data and data available for similar compounds, include orthostatic hypotension and increased exposure (~2-fold) in patients taking concomitant strong P-gp inducers.

5.3 Cardiovascular Safety

[0169] The cardiovascular safety of vibegron has been evaluated in patients with OAB and healthy volunteers. In a randomized, placebo- and active comparator (tolterodine)-controlled, 2-part efficacy and safety study with 52-week extension, seven orthostatic related AEs (which included the adverse event terms of postural dizziness, presyncope, and orthostatic hypotension) occurred in 6 (0.4%) subjects. The events occurred in one subject each in the placebo group (0.5%), the vibegron 15 mg group (0.3%), and the vibegron 50 mg + tolterodine ER/vibegron 50 mg treatment group (0.8%), and in 3 subjects in the vibegron 100 mg group (1.1%). The events occurred at random times throughout the study and were judged by the investigator to be mild in severity. None led to discontinuation. The overall incidence of orthostatic symptoms was low.

[0170] Changes from baseline in BP and HR across treatment groups are shown in Table 16. For systolic blood pressure (SBP) and diastolic blood pressure (DBP), the mean changes at Week 1 and mean maximum changes over 8 weeks for 50 mg and 100 mg were comparable between placebo and vibegron, with differences of < 1 mm Hg.

Categorical changes in SBP and DBP also were similar between placebo and vibegron, with a slight increase at 100 mg in percent of vibegron subjects with a change from baseline in DBP > 15 mmHg (1.3% 100 mg vs 0.5% placebo). No dose-dependent pattern was detectable for HR, as the mean maximum changes over 8 weeks were comparable to placebo (< 2 bpm). Small differences in the percent of subjects exceeding categorical heart rate and blood pressure thresholds for vibegron were similar to those in the tolterodine arm.

Table 16 Vital Sign Changes from Baseline for Vibegron and Tolterodine by Dose

HR Change from Baseline							
Treatment	n	Mean (95% CI) (week 1)	n	Mean (95% CI) Maximum	≥ 5 mm Hg n/N (%)	≥ 10 bpm n/N (%)	≥ 15 bpm n/N (%)
Placebo	186	0.12 (-1.04, 1.28)	200	5.08 (4.02, 6.13)	17/188 (9.0)	1/188 (0.5)	0
3mg	141	0.36 (-0.90, 1.62)	143	5.57 (4.25, 6.90)	16/140 (11.4)	5/140 (3.6)	1/140 (0.7)
15mg	126	0.35 (-1.15, 1.85)	134	6.56 (5.20, 7.92)	17/132 (12.9)	4/132 (3.0)	1/132 (0.8)
50mg	140	0.29 (-0.88, 1.46)	146	5.49 (4.28, 6.69)	12/144 (8.3)	4/144 (2.8)	1/144 (0.7)
100mg	237	0.35 (-0.69, 1.38)	257	6.12 (5.10, 7.15)	28/237 (11.8)	7/237 (3.0)	1/237 (0.4)
Tolterodine 4mg	246	0.68 (-0.31, 1.67)	257	5.66 (4.69, 6.63)	29/242 (12.0)	11/242 (4.5)	4/242 (1.7)

Mean maximum is from week 1 to 8.
Counts based on 3 Consecutive Post-Baseline Visits.

SBP Change from Baseline							
Treatment	n	Mean (95% CI) (week 1)	n	Mean (95% CI) Maximum	≥ 5 mm Hg n/N (%)	≥ 10 mm Hg n/N (%)	≥ 15 mm Hg n/N (%)
Placebo	186	-0.21 (-1.85, 1.43)	200	7.84 (6.27, 9.40)	24/188 (12.8)	10/188 (5.3)	3/188 (1.6)
3mg	141	-0.35 (-2.34, 1.65)	143	7.14 (5.18, 9.10)	21/140 (15.0)	10/140 (7.1)	4/140 (2.9)
15mg	126	-0.34 (-2.46, 1.78)	134	8.93 (7.18, 10.67)	22/132 (16.7)	9/132 (6.8)	1/132 (0.8)
50mg	140	-0.79 (-2.65, 1.08)	146	7.01 (5.31, 8.70)	24/144 (16.7)	14/144 (9.7)	3/144 (2.1)
100mg	237	-0.77 (-2.22, 0.68)	257	6.51 (5.09, 7.93)	28/237 (11.8)	10/237 (4.2)	3/237 (1.3)
Tolterodine 4mg	246	0.04 (-1.36, 1.43)	257	7.29 (6.01, 8.57)	41/242 (16.9)	19/242 (7.9)	7/242 (2.9)

Mean maximum is from week 1 to 8.
Counts based on 3 Consecutive Post-Baseline Visits.

DBP Change from Baseline							
Treatment	n	Mean (95% CI) (week 1)	n	Mean (95% CI) Max	≥ 5 mm Hg n/N (%)	≥ 10 mm Hg n/N (%)	≥ 15 mm n/N (%)
Placebo	186	0.11 (-0.94, 1.17)	200	4.89 (3.89, 5.89)	18/188 (9.6)	6/188 (3.2)	1/188 (0.5)
3mg	141	-0.37 (-1.69, 0.95)	143	5.03 (3.92, 6.15)	14/140 (10.0)	3/140 (2.1)	1/140 (0.7)
15mg	126	0.03 (-1.52, 1.59)	134	6.37 (5.20, 7.53)	15/132 (11.4)	3/132 (2.3)	1/132 (0.8)
50mg	140	-0.70 (-2.07, 0.67)	146	4.19 (3.10, 5.29)	11/144 (7.6)	5/144 (3.5)	1/144 (0.7)
100mg	237	-0.69 (-1.72, 0.34)	257	4.80 (3.88, 5.72)	31/237 (13.1)	8/237 (3.4)	3/237 (1.3)
Tolterodine 4mg	246	-0.12 (-1.10, 0.86)	257	5.19 (4.26, 6.13)	30/242 (12.4)	13/242 (5.4)	3/242 (1.2)

Mean maximum is from week 1 to 8.
Counts based on 3 Consecutive Post-Baseline Visits.

[0171] More intensive assessments of heart rate and blood pressure were performed in healthy volunteers in several Phase 1 studies. A 6-part, double-blinded, randomized, placebo-controlled study to assess the safety, tolerability and multiple-dose PK of vibegron in healthy subjects that included specific analyses for heart rate. Doses ranged from 25 to 400 mg once daily for 7 to 28 days depending on the cohort. Least squares mean and 90% confidence intervals of maximum change from baseline in moving average of heart rate over 4 hours postdose (MA4 HR) are presented in Table 17. Effects on heart rate were dose dependent and the 100 mg dose demonstrated a < 1 bpm difference from placebo.

Table 17 Maximum MA4 HR and Difference between Vibegron and Placebo at Day 14

Panel	Dose (mg)	N ^a	Maximum MA4 HR ^b	Difference from Placebo ^c
All	Placebo	14	3.07 (0.26, 5.88)	
A	25	5	1.47 (-3.24, 6.17)	-1.60 (-7.09, 3.88)
B	50	6	1.50 (-2.79, 5.79)	-1.57 (-6.70, 3.56)
C	100	6	3.28 (-1.02, 7.57)	0.21 (-4.93, 5.34)
D	150	6	3.17 (-1.13, 7.46)	0.10 (-5.04, 5.23)
G	200	5	5.67 (0.96, 10.37)	2.60 (-2.89, 8.08)
H	300	6	9.06 (4.76, 13.35)	5.98 (0.85, 11.12)
I	400	6	10.33 (6.04, 14.63)	7.26 (2.13, 12.39)

a. One subject each in panels A and G discontinued and had no available data at day 14

b. Least-square mean and corresponding 90% confidence interval

c. Difference of least squares (active – placebo) and corresponding 90% confidence interval calculated from the linear fixed effects model

[0172] Cardiovascular safety was also assessed in healthy volunteers in the thorough QT study following single doses of 200 and 400 mg, which approximate vibegron steady-state exposures at 100 mg and 200 mg, respectively. Mean maximum effects on blood pressure and RR interval were reduced with the lower dose as shown in Table 18. Using a log-log regression analysis from multiple-dose vibegron exposures (from three Phase 1 studies), the calculated mean \pm standard deviation C_{\max} and AUC from a 75 mg dose were 120 ± 74.7 ng/mL and 1140 ± 476 ng·h/mL, respectively. These estimations represent a C_{\max} and AUC that are approximately 3.3-fold and 2-fold lower, respectively, than the 200 mg single dose and 9.2-fold and 6-fold lower, respectively, than the 400 mg single dose.

Table 18 Single-Dose Pharmacokinetic Parameters and Mean Placebo-Corrected Change from Baseline RR interval and Blood Pressure

Dose (mg)	Mean±SD C _{max} (ng/mL)	Mean±SD AUC (ng.h/mL)	Maximum Mean Placebo Corrected Change from Baseline RR interval (90% CI) (msec)	Maximum Mean Placebo Corrected Change from Baseline Systolic BP (90% CI) (mmHg)	Maximum Mean Placebo Corrected Change from Baseline Diastolic BP (90% CI) (mmHg)
Vibegron 400	1100 ± 436	6800 ± 2300	-162.45 (-184.24, -140.65)	3.97 (2.12, 5.81)	3.99 (2.62, 5.36)
Vibegron 200	406 ± 180	2430 ± 974	-84.36 (-106.37, -62.35)	2.20 (0.34, 4.06)	2.42 (1.04, 3.81)

Example 6

Dose Titration*6.1 Dose Comparison Efficacy*

[0173] The Phase 2 study discussed in Example 4 demonstrated a dose-dependent effect on micturitions as seen in Table 19. Conversely, a dose dependent effect on urge incontinence or total incontinence was not observed. These data reveal a relatively shallow dose-response relationship between 50 and 100 mg once daily. Since vibegron efficacy begins to plateau from 50 to 100 mg, 75 mg captures a majority of the efficacy achieved with 100 mg.

Table 19 Efficacy of Vibegron 50 mg and 100 mg in Phase 2 Study

Parameter	50mg - Placebo	100 mg - Placebo	100mg – 50mg
Micturitions ^a	-0.64	-0.91	-0.27
Urgency incontinence ^b	-0.72	-0.71	0.01
Total incontinence ^b	-0.60	-0.58	0.02
Urgency Episodes ^b	-0.76	-1.24	-0.48
Volume voided ^c (ml)	29.1	23.4	-5.69

Data reported as difference in LS means

a change from baseline in average number of micturitions at week 8

b change from baseline in average number of episodes at week 8

c change from baseline in average volume per void over one diary day at week 8

6.2 Mitigating Side Effects

[0174] Vibegron demonstrates greater than a dose proportional increase in exposures. Surprisingly, an increase in dose from 50 to 100 mg results in an approximate 3-fold increase in C_{max}, the PK parameter considered most closely associated with cardiovascular effects. In order to contextualize PK parameters of a 75 mg dose, dose-

C_{\max} and dose-AUC models were created using data from Phase 1 studies. Based on simulations, it was found that a vibegron dose of 75 mg avoids approximately 29% of the exposures observed with a 100 mg dose, subsequently reducing the upper range of exposures that would be achieved with a 100 mg dose. This reduction in outlier C_{\max} values reduces the potential for clinically relevant cardiovascular effects.

[0175] In Phase 1 multiple dose studies, at doses up to 100 mg, adverse events such as postural dizziness, dizziness, presyncope, syncope did not exhibit a clear dose-response relationship. However, postural dizziness appeared to increase at doses ≥ 100 mg and the incidence of the adverse event "orthostatic hypotension with symptoms" was higher at vibegron doses greater than 150 mg. The risk of these dose-related adverse events can be disproportionally reduced by decreasing the dose from 100 mg to 75 mg, as a 25% reduction in dose produces an approximate 40% reduction in C_{\max} (120 ng/mL with 75 mg vs. 206 ng/mL with 100 mg). Without wishing to be bound by theory, the greater than dose-proportional increase in bioavailability with increasing dose may be due to saturable P-glycoprotein (P-gp)-mediated efflux in the gut. Exposure, and therefore risk of adverse-events can be further reduced with a 50 mg dose.

[0176] A lower exposure with the 75 mg dose compared to a 100 mg dose disproportionally reduces the risk of adverse events in special populations as well. Subjects with moderate renal impairment had a mean increase in AUC of 1.6-fold compared to subjects with normal renal function whereas subjects receiving a potent CYP3A/P-gp inhibitor had an approximate 2-fold higher exposure. Assuming a 2 fold increase in C_{\max} of a 75 mg dose, the probability of these special populations achieving a vibegron C_{\max} greater than those observed with 100 mg is 15% (see Figure 1). Minimizing exposures of subjects who fall at the extremes is important for elderly and females who demonstrated approximately a 50-70% higher C_{\max} than healthy young males.

[0177] In order to take advantage of the greater than proportional increase in C_{\max} between the doses of 50 mg and 100 mg of vibegron, while limiting exposures, a dose titration can be used. Dose titration is the process of gradually adjusting the dose of a medication until the desired effect is achieved. It is done in part to monitor and reduce incidence of adverse side effects. In the present methods, a vibegron dosage form is administered to a subject for treating overactive bladder. When a dose titration regimen is

implemented, dosing over the first treatment period may be less than that administered in the following days of treatment.

[0178] The relatively shallow dose-response relationship between doses of 50 and 100 mg of vibegron, coupled with the greater than proportional increase in C_{\max} between the doses of 50 mg and 100 mg of vibegron, allows for a dose titration that maintains efficacy, while disproportionately decreasing exposure.

Example 7

Pharmacokinetic Data for 75 mg Dose

[0179] A pharmacokinetic study evaluating the drug interaction of vibegron and rifampin was completed. All subjects were healthy adults. A summary of the preliminary results is presented in Table 20. Subjects received a single dose of vibegron 75 mg on day 1, rifampin 600 mg QD on days 10-23, and a single dose of vibegron 75 mg on day 17 concomitantly with the rifampin dose. Administration of vibegron and rifampin were well tolerated in healthy male and female subjects. There were no severe TEAEs, SAEs or deaths reported during the study. Three of 20 subjects (15%) experienced an AE related to study drug, 2 headache and 1 constipation, all mild. No clinically significant changes or findings were observed in vital signs, ECGs or clinical laboratory assessments.

Table 20. Geometric Mean (%CV): Pharmacokinetic Parameters of Vibegron

Pharmacokinetic Parameters	Regimens	
	Vibegron alone (N = 18)	Vibegron + Rifampin (N = 18)
t_{\max}^a (h)	1.0 (0.5, 2.0)	1.0 (0.5, 2.0)
C_{\max} (ng/mL)	82.3 (43.2)	153.9 (47.1)
AUC_{0-t} (ng·h/mL)	1160 (34.3)	1210 (30.7)
$AUC_{0-\infty}$ (ng·h/mL)	1310 (36.4)	1310 (31.5)
$t_{1/2}$ (h)	84.0 (15.0)	74.2 (25.2)
CL/F (L/hr)	57.2 (39.7)	57.3 (30.1)
V/F (L)	6930 (48.6)	6140 (47.0)

a. Median (minimum, maximum)

- [0180] Having now fully described this invention, it will be understood by those of ordinary skill in the art that the same can be performed within a wide and equivalent range of conditions, formulations and other parameters without affecting the scope of the invention or any embodiment thereof.
- [0181] Other embodiments of the invention will be apparent to those skilled in the art from consideration of the specification and practice of the invention disclosed herein. It is intended that the specification and examples be considered as exemplary only, with a true scope and spirit of the invention being indicated by the following claims.
- [0182] All patents, patent applications, and other publications cited herein are fully incorporated by reference herein in their entirety.

WHAT IS CLAIMED IS:

1. A method of treating overactive bladder, the method comprising orally administering to a subject in need thereof a first dosage of vibegron per day for a first period and a second dosage of vibegron per day thereafter, wherein the second dosage is greater than the first dosage.
2. The method of claim 1, wherein the first dosage is from about 50 mg to about 75 mg per day.
3. The method of claim 2, wherein the first dosage is about 50 mg per day.
4. The method of claim 2, wherein the first dosage is about 75 mg per day.
5. The method of any one of claims 1 to 4, wherein the second dosage is from about 75 mg to about 100 mg per day.
6. The method of claim 5, wherein the second dosage is about 75 mg per day.
7. The method of claim 5, wherein the second dosage is about 100 mg per day.
8. The method of claim 1, wherein the first dosage is about 50 mg per day and the second dosage is about 75 mg per day.
9. The method of claim 1, wherein the first dosage is about 50 mg per day and the second dosage is about 100 mg per day.
10. The method of claim 1, wherein the first dosage is about 75 mg per day and the second dosage is about 100 mg per day.

11. The method of any one of claims 1 to 10, wherein the first period is from about one week to about 12 weeks.
12. The method of claim 11, wherein the first period is from about two weeks to about eight weeks.
13. The method of any one of claims 1 to 12, wherein the subject has a symptom selected from the group consisting of urgency urinary incontinence, urinary urgency, urinary frequency, or a combination thereof.
14. The method of claim 13, wherein the subject has the symptoms of urgency urinary incontinence, urinary urgency, and urinary frequency.
15. The method of any one of claims 1 to 14, wherein the subject is a human.
16. The method of claim 15, wherein the human is a female.
17. The method of claim 15, wherein the human is a male.
18. The method of any one of claims 15 to 17, wherein the human is over the age of 65 years.
19. The method of any one of claims 1 to 18, wherein the subject suffers from severe renal impairment.
20. The method of any one of claims 1 to 19, wherein the subject suffers from moderate renal impairment.
21. The method of any one of claims 1 to 20, wherein the subject is concomitantly receiving a CYP3A/P-glycoprotein inhibitor.
22. The method of any one of claims 1 to 21, wherein vibegron is administered once per day.

23. The method of claim 22, wherein vibegron is administered with a meal.
24. The method of claim 22, wherein vibegron is administered without a meal.
25. The method of any one of claims 1 to 24, wherein vibegron is administered as a free base.
26. The method of any one of claims 1 to 24, wherein vibegron is administered as a pharmaceutically acceptable salt thereof.
27. The method of any one of claims 1 to 26, wherein the first dosage and/or second dosage provides a steady state C_{\max} of vibegron from about 0 ng/mL to about 313 ng/mL.
28. The method of any one of claims 1 to 26, wherein the first dosage and/or second dosage provides a steady state AUC of vibegron from about 331 ng·hr/mL to about 3613 ng·hr/mL.
29. The method of any one of claims 1 to 26, wherein the first dosage and/or second dosage provides a T_{\max} of vibegron from about 0.5 hours to about 6.0 hours.
30. The method of any one of claims 1 to 26 wherein the first dosage and/or second dosage provides one or more of:
 - (i) a steady state C_{\max} of vibegron from about 0 ng/mL to about 313 ng/mL;
 - (ii) a steady state AUC of vibegron from about 331 ng·hr/mL to about 3613 ng·hr/mL; or
 - (iii) a T_{\max} of vibegron from about 0.5 hours to about 6.0 hours.
31. The method of any one of claims 1 to 30, wherein vibegron has onset of action of about 4 weeks, about 3 weeks, or about 2 weeks.
32. A method of increasing bladder smooth muscle relaxation, the method orally administering to a subject in need thereof a first dosage of vibegron per day for a first

period and a second dosage of vibegron per day thereafter, wherein the second dosage is greater than the first dosage.

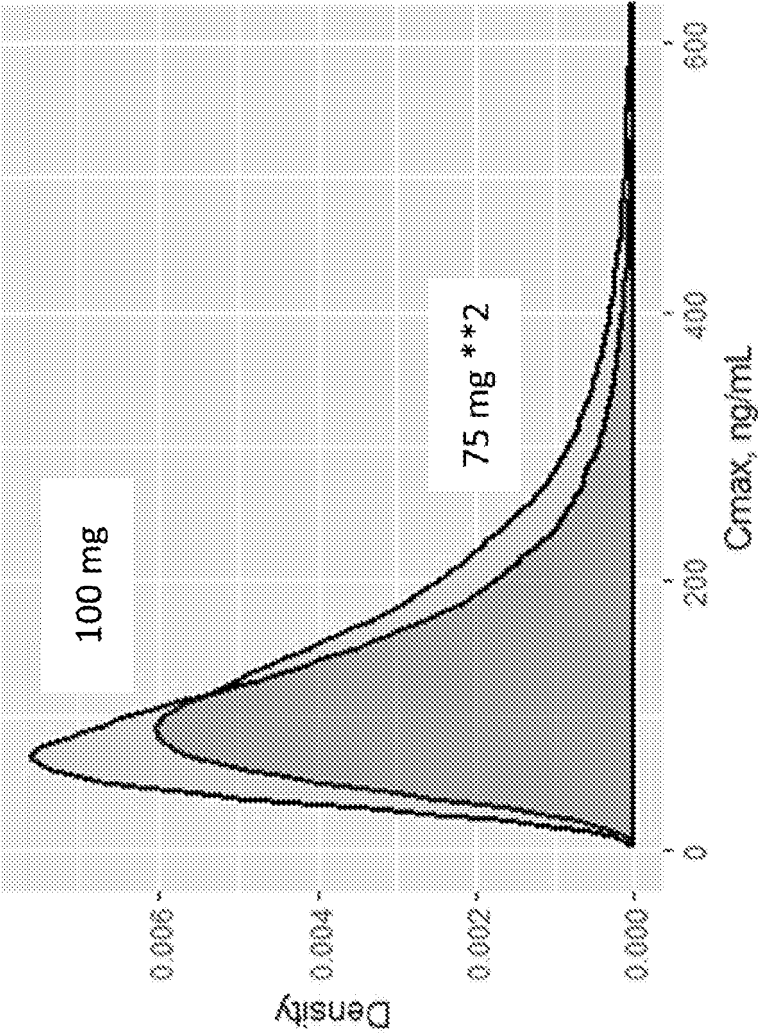


FIGURE 1

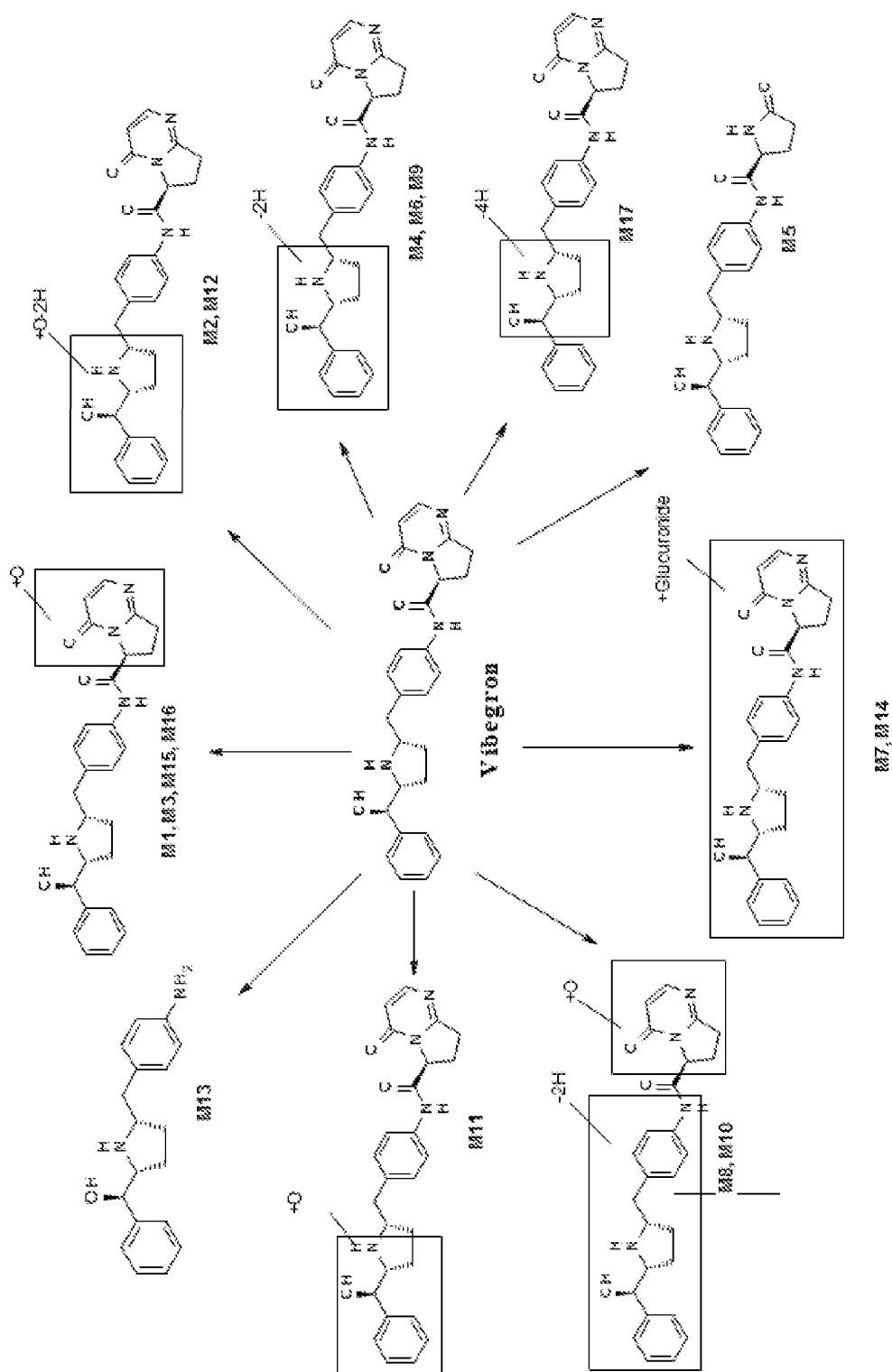


FIGURE 2