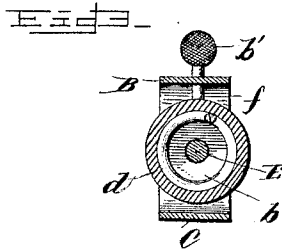
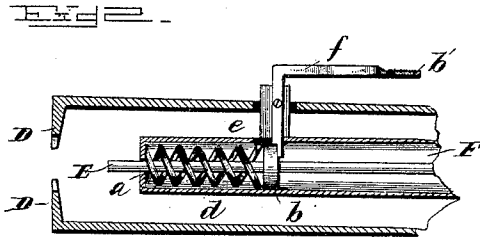
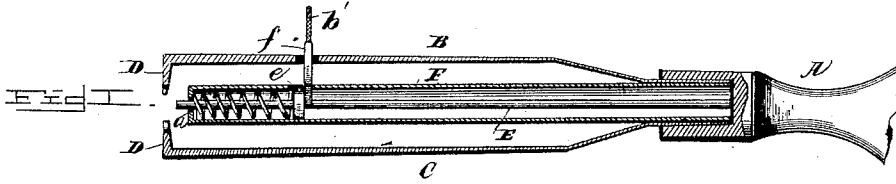


(No Model.)

P. H. NEFFLEN.
WATCH HAND REMOVER.

No. 440,496.

Patented Nov. 11, 1890.



Witnesses

Paul D. Stevens
Mercer Myers

Inventor

Paul H. Nefflen
Mercer Myers Attorneys,

UNITED STATES PATENT OFFICE.

PAUL H. NEFFLEN, OF KEYSER, WEST VIRGINIA.

WATCH-HAND REMOVER.

SPECIFICATION forming part of Letters Patent No. 440,496, dated November 11, 1890.

Application filed June 17, 1890. Serial No. 355,724. (No model.)

To all whom it may concern:

Be it known that I, PAUL H. NEFFLEN, a citizen of the United States of America, residing at Keyser, in the county of Mineral and State of West Virginia, have invented certain new and useful Improvements in Watch-Makers' Tools, of which the following is a specification, reference being had therein to the accompanying drawings.

My invention pertains to an improvement in watch-makers' tools or watch-hand removers; and it consists in the novel construction, combination, and arrangement of the parts, substantially as hereinafter more fully shown and described.

In the accompanying drawings, Figure 1 is a longitudinal section, and Fig. 2 is a modification, of my improvement in watch-tools or watch-hand removers. Fig. 3 is a cross-section of Fig. 2.

In the construction of my watch-hand remover I secure in handle A, in any ordinary manner, two metallic strips B and C. These strips are secured in the handle in a slightly-inclined position, and thus caused to flare or project apart slightly at their ends, where they are bent at right angles to form the nippers. Nippers D are wedge-shaped or sharpened at their ends, and each nipper has formed therein a corresponding semicircular recess to admit passage therethrough of the pin E. Pin E is disposed in its cylindrical holder F and projects through orifice *a*, and has secured thereto a rigid metallic disk *b*, which actuates spiral spring *d*, which encircles it. The cylindrical holder F is provided with slot

e, through which projects thumb-piece *f*, which carries disk *b'*.

In practice the metallic strips are compressed, and thus caused to nip the watch-hand on its lower side, and simultaneously pin E is pressed down upon the center-post of the watch, and a slight relaxation of the hand-pressure causes retraction of the metallic strips B and C and lifts the watch-hand off the post.

My hand-remover thus constructed prevents all danger of cracking the dials, breaking the center-post, and losing the watch-hands, and as the pressure is equally distributed it follows that however tight the hands are fastened on the center-post they are readily removed.

A modification of my invention is shown in Fig. 2, where lever G is secured to cylindrical holder F and is retained in place by shoulder H.

Having thus fully described my invention, what I claim, and desire to secure by Letters Patent, is—

The watch-hand remover consisting of metallic strips having concave recesses in their wedge-shaped ends, the pin, the holder having slot *e*, and the spiral spring, substantially as shown and described.

In testimony whereof I affix my signature in presence of two witnesses.

PAUL H. NEFFLEN.

Witnesses:

S. A. TERRY,
W. E. CROOKS.