



US00D425124S

United States Patent [19] Chen

[11] Patent Number: **Des. 425,124**

[45] Date of Patent: **** May 16, 2000**

[54] **PEN CAP**

D. 387,803 12/1997 Izushima D19/57
D. 394,877 6/1998 Hsieh D19/56

[76] Inventor: **We-Chin Chen**, 10F-3, No. 72, Sec.1,
Min-Chuan E. Rd., Taipei, Taiwan

OTHER PUBLICATIONS

Visual Systems 1993 Pen Catalog, p. 13, see item C, circled.
1995 Fahrney's Spring Gift Collection, p. 14, see item A,
circled.

[**] Term: **14 Years**

Primary Examiner—Martie K. Holtje
Attorney, Agent, or Firm—Bacon & Thomas, PLLC

[21] Appl. No.: **29/113,336**

[22] Filed: **Nov. 4, 1999**

[57] CLAIM

[51] **LOC (7) Cl.** **19-06**

[52] **U.S. Cl.** **D19/57; D19/47; D19/56**

[58] **Field of Search** D19/35, 36, 41-51,
D19/53-58, 81-85; 401/202, 262, 243-247

The ornamental design for a pen cap, as shown and
described.

DESCRIPTION

[56] References Cited

U.S. PATENT DOCUMENTS

D. 177,359	4/1956	Young	D19/57
D. 187,253	2/1960	Lambert	D19/50
D. 187,254	2/1960	Williams	D19/47
D. 240,525	7/1976	Defores	D19/47
D. 305,245	12/1989	Chuang	D19/57
D. 345,175	3/1994	Giralt	D19/42
D. 366,901	2/1996	Takahashi	D19/51
D. 373,383	9/1996	Izushima	D19/57

FIG. 1 is a perspective view of pen cap showing our new
design thereof;

FIG. 2 is a rear elevational view thereof;

FIG. 3 is a top plan view thereof;

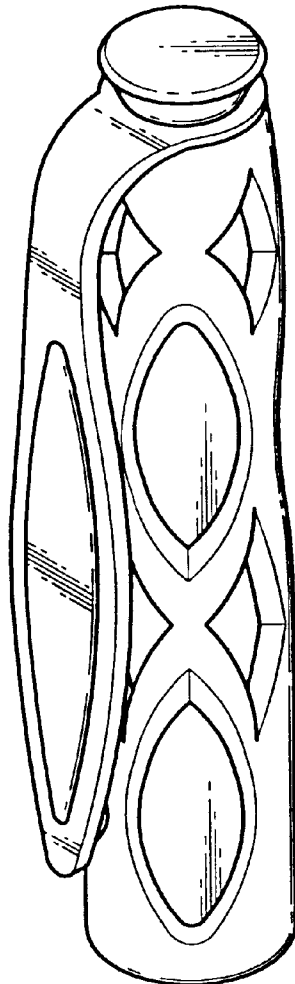
FIG. 4 is a right side elevational view thereof;

FIG. 5 is a bottom plan view thereof;

FIG. 6 is a front elevational view thereof; and,

FIG. 7 is a left side elevational view thereof.

1 Claim, 4 Drawing Sheets



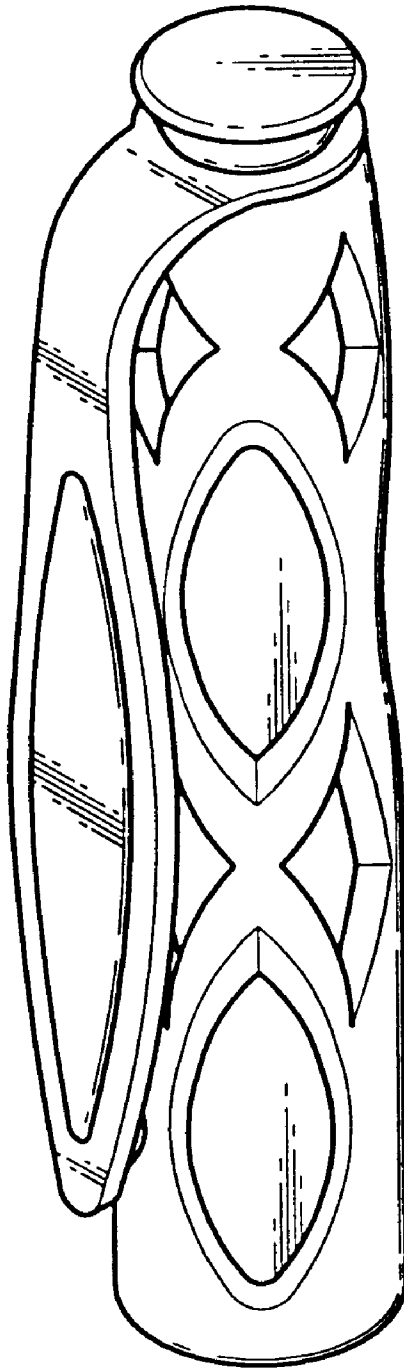


Fig. 1

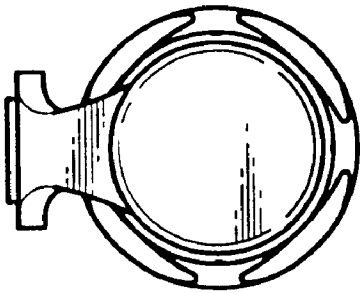


Fig. 3




Fig. 2

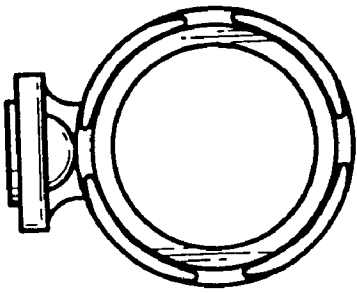


Fig. 5




Fig. 4

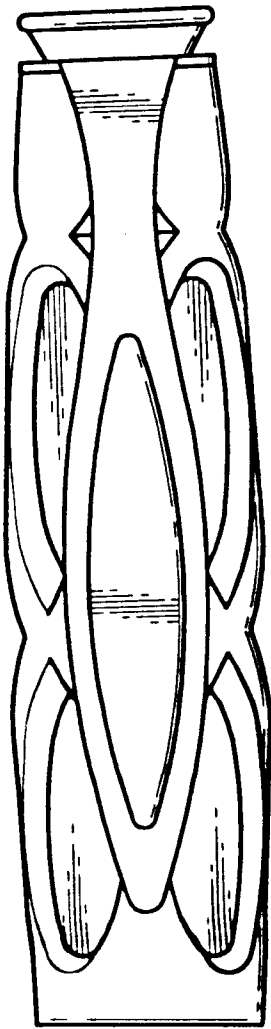


Fig. 6




Fig. 7