



US00D972758S

(12) **United States Design Patent**
Ma

(10) **Patent No.:** **US D972,758 S**

(45) **Date of Patent:** **** Dec. 13, 2022**

(54) **FLASHLIGHT**

(71) Applicant: **Shenzhen Umart technology Co., Ltd.**,
Shenzhen (CN)

(72) Inventor: **Jiang Ma**, Wugang (CN)

(73) Assignee: **Shenzhen Umart technology Co., Ltd.**,
Shenzhen (CN)

(**) Term: **15 Years**

(21) Appl. No.: **29/791,345**

(22) Filed: **Jan. 8, 2022**

(51) **LOC (13) Cl.** **26-02**

(52) **U.S. Cl.**
USPC **D26/49**

(58) **Field of Classification Search**
USPC D26/24, 37-52, 113
CPC F21Y 2115/10; F21Y 2101/00; F21Y
2113/13; F21Y 2113/17; F21Y 2113/00;
F21Y 2103/10; F21V 23/0414; F21V
15/01; F21V 21/0885; F21V 14/045;
F21V 14/025; F21V 21/145; F21V
21/0965; F21V 19/02; F21V 5/006; F21V
14/065; F21V 5/04; F21V 23/0407; F21V
7/0075; F21V 9/083; F21V 13/045; F21V
21/0925; F21V 33/0004; F21L 4/005;
F21L 4/027; F21L 4/00; F21L 4/085;
F21L 4/045; F21L 4/022

See application file for complete search history.

(56) **References Cited**

U.S. PATENT DOCUMENTS

D671,249 S * 11/2012 Sheikh D26/38
D688,402 S * 8/2013 Roshak D26/49

D698,961 S * 2/2014 Dalton D26/49
D716,984 S * 11/2014 Inskeep D26/49
D769,496 S * 10/2016 Inskeep D26/49
D786,466 S * 5/2017 Prieto D26/49
D803,445 S * 11/2017 Inskeep D26/49
D877,379 S * 3/2020 Qiu D26/49
D889,011 S * 6/2020 Hong D26/49
D935,653 S 11/2021 Qiu
D936,877 S 11/2021 Qiu
D939,121 S 12/2021 Qiu
D939,743 S 12/2021 Yang
2022/0046908 A1 * 2/2022 Saboo A01M 1/223

* cited by examiner

Primary Examiner — Marissa J Cash

Assistant Examiner — William B Melliar

(74) *Attorney, Agent, or Firm* — Jeenam Park

(57) **CLAIM**

The ornamental design for a flashlight, as shown and described.

DESCRIPTION

FIG. 1 is a perspective view of a flashlight, showing my new design;

FIG. 2 is another perspective view thereof;

FIG. 3 is a front view thereof;

FIG. 4 is a rear view thereof;

FIG. 5 is a left side view thereof;

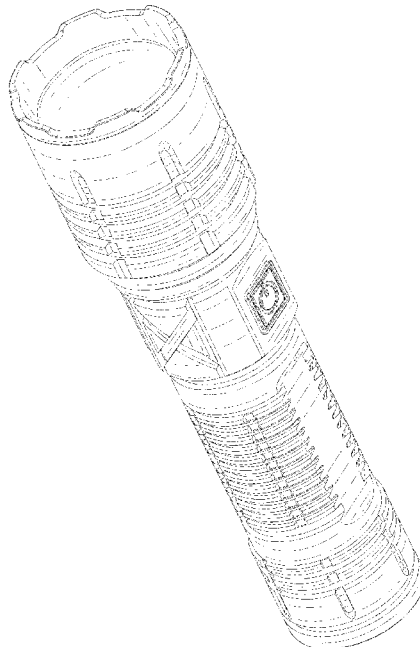
FIG. 6 is a right side view thereof;

FIG. 7 is a top plan view thereof; and,

FIG. 8 is a bottom plan view thereof.

The broken lines in the drawings depict portions of the flashlight that forms no part of the claimed design.

1 Claim, 8 Drawing Sheets



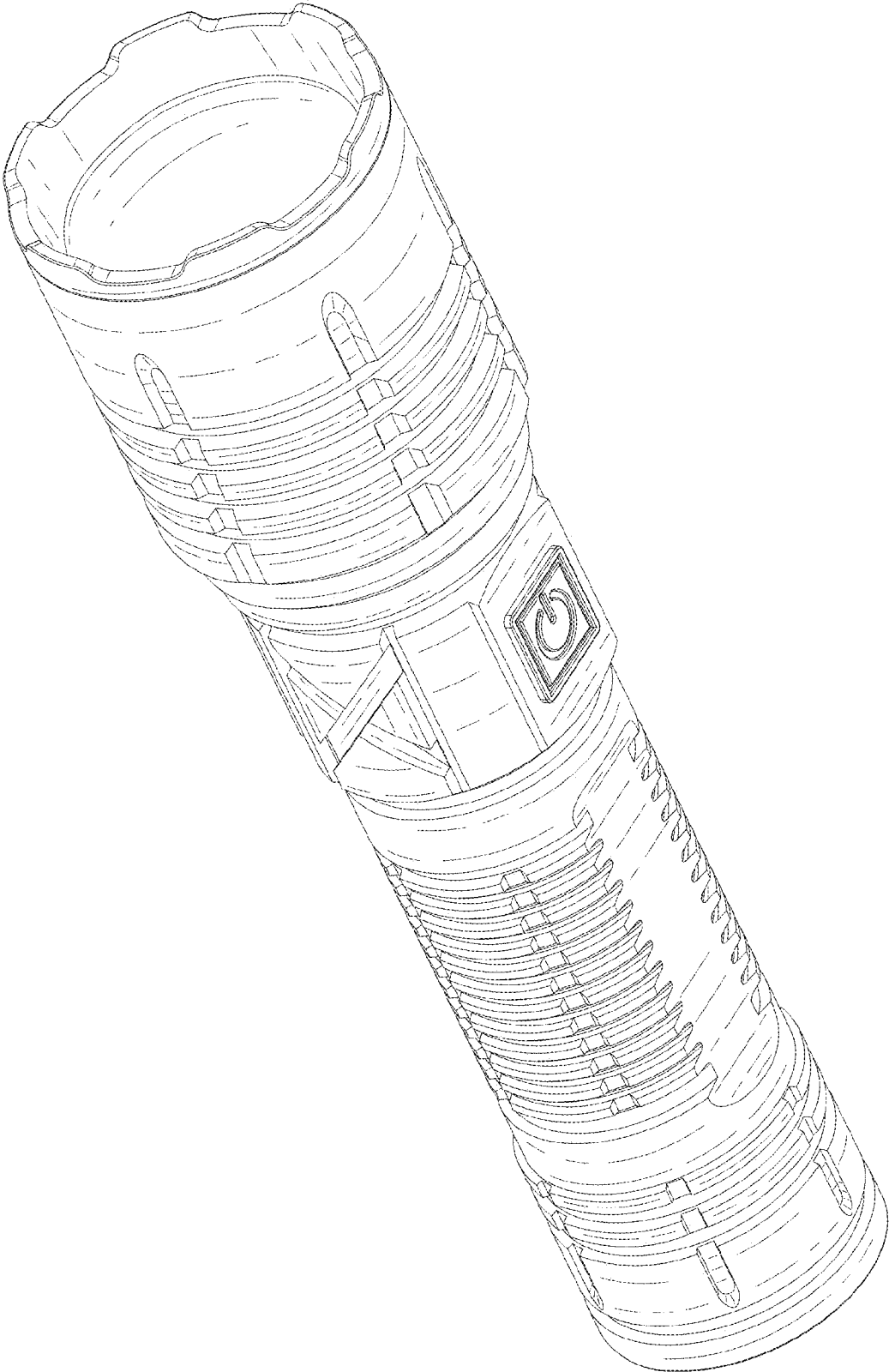


FIG. 1

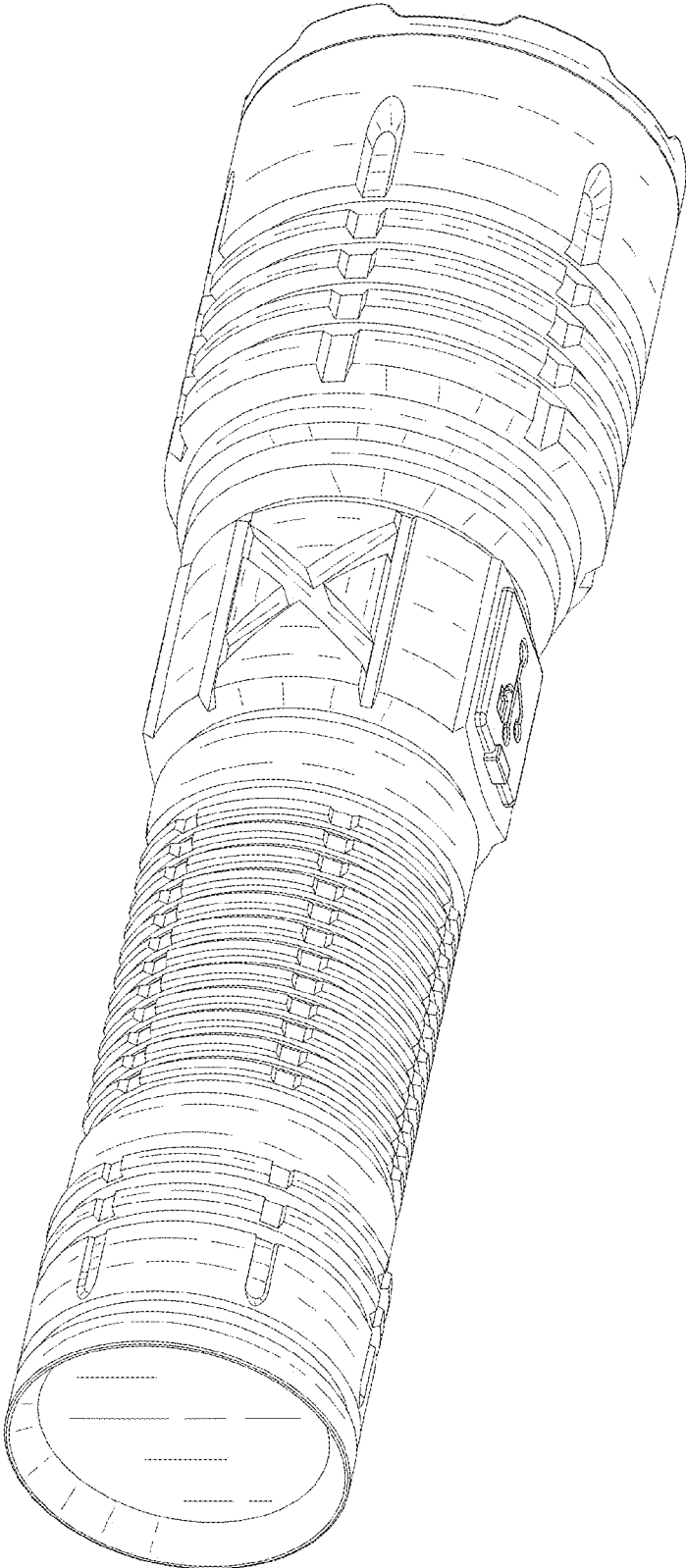


FIG. 2

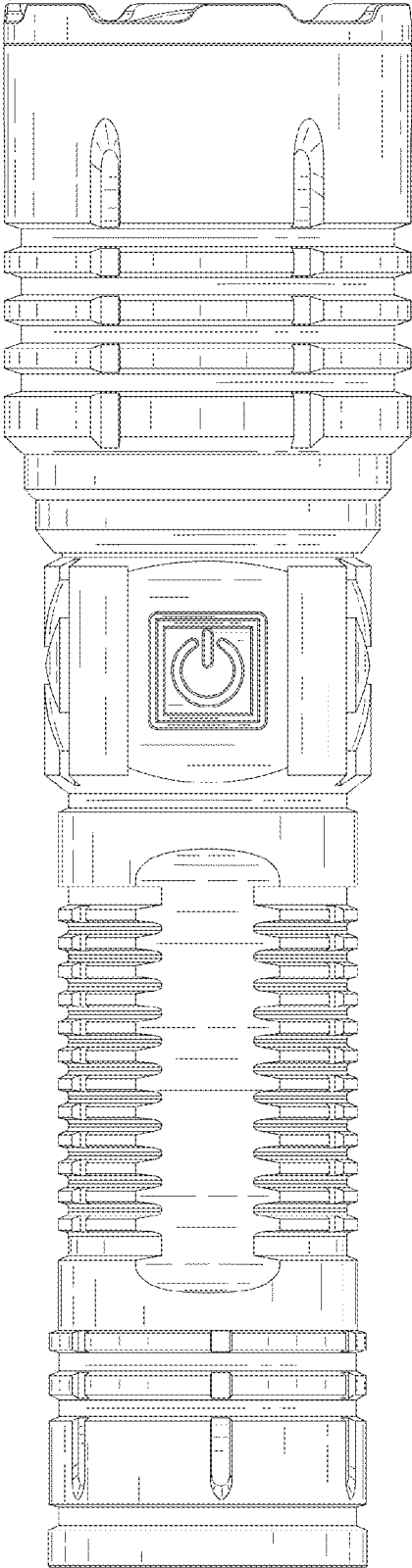


FIG. 3

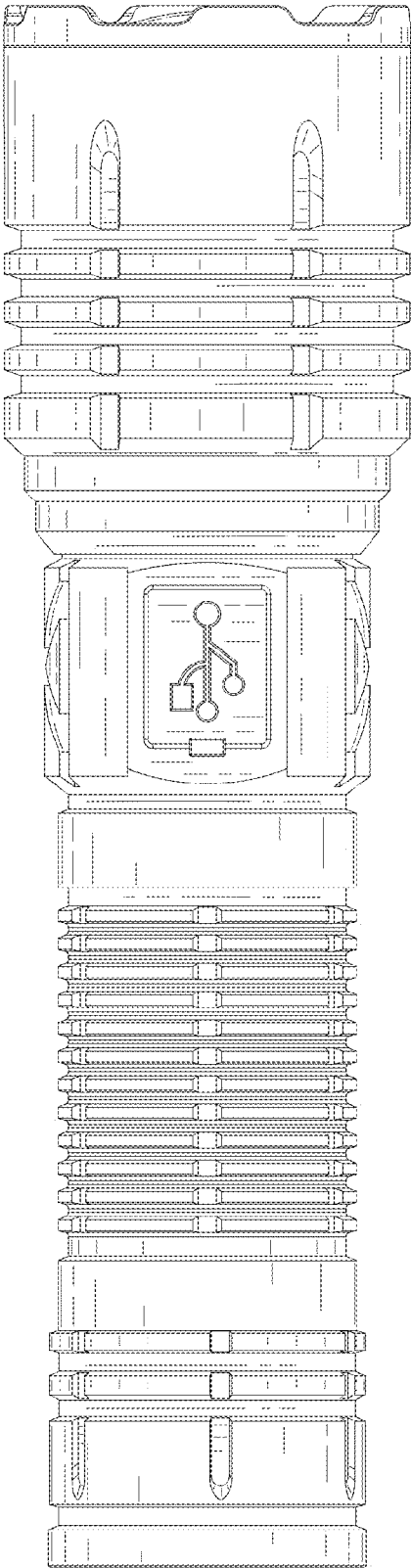


FIG. 4

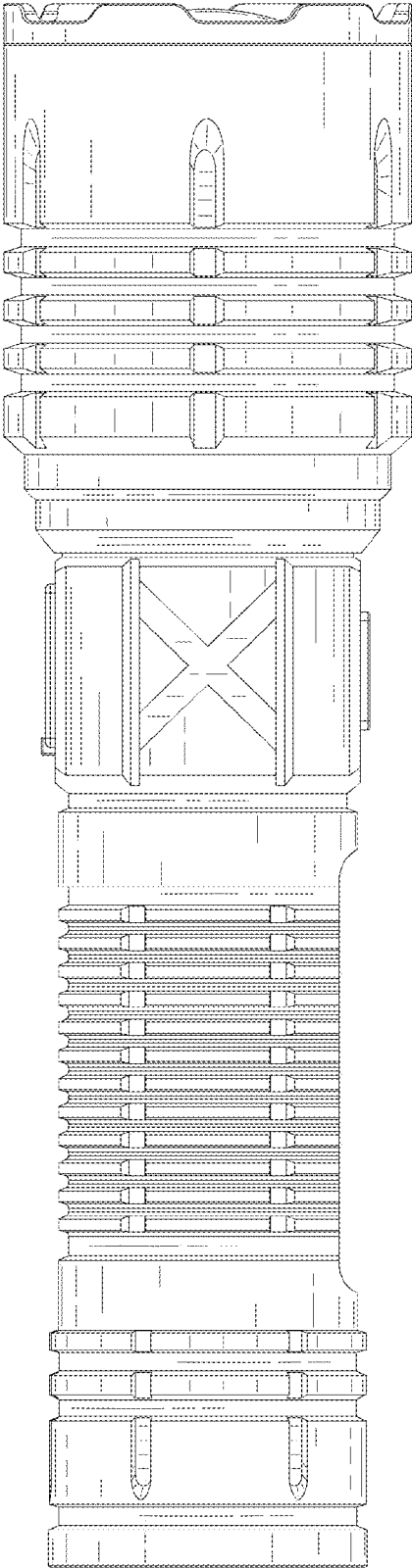


FIG. 5

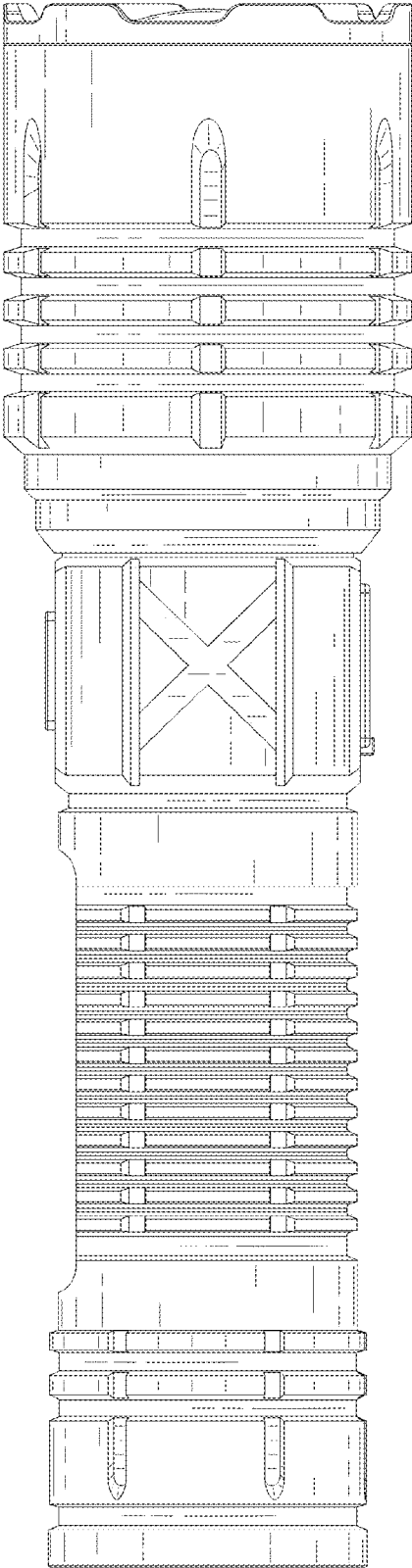


FIG. 6

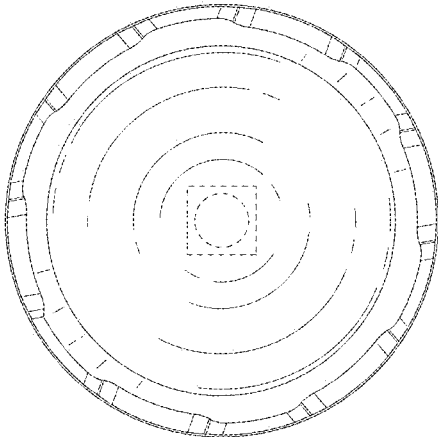


FIG. 7

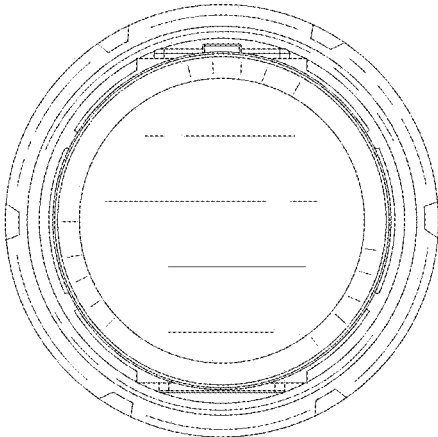


FIG. 8