



US00D767009S

(12) **United States Design Patent** (10) **Patent No.:** **US D767,009 S**
Hinkel (45) **Date of Patent:** **** Sep. 20, 2016**

- (54) **CAMERA HOUSING**
- (71) Applicant: **Ralf Hinkel**, Horingen (DE)
- (72) Inventor: **Ralf Hinkel**, Horingen (DE)
- (73) Assignee: **MOBOTIX AG** (DE)
- (**) Term: **15 Years**
- (21) Appl. No.: **29/548,063**
- (22) Filed: **Dec. 10, 2015**

Related U.S. Application Data

- (62) Division of application No. 29/450,614, filed on Mar. 20, 2013, now Pat. No. Des. 759,142.

Foreign Application Priority Data

- Sep. 21, 2012 (DE) 40 2012 004 445

- (51) **LOC (10) CL.** **16-01**
- (52) **U.S. CL.**
- USPC **D16/200; D16/219**

- (58) **Field of Classification Search**
- USPC D16/200, 202-204, 207, 208, 210, 218, D16/219, 222; D6/300, 308; 340/937; 348/143, 148, 151, 360, 373-376; 396/427, 429, 529, 535, 539-541; 359/826-828
- CPC G03B 15/03; G03B 17/02; G03B 17/04; G03B 17/48; G03B 17/56; G03B 19/04; G08G 1/0175; H04N 5/2251; H04N 5/2252; H04N 5/2253; H04N 5/2254; H04N 2101/00
- See application file for complete search history.

References Cited

U.S. PATENT DOCUMENTS

- 6,115,197 A 9/2000 Funahashi
- D455,166 S 4/2002 Raad et al.

D480,221 S *	10/2003	Luciano	D6/300
D489,388 S *	5/2004	Saito	D16/200
D496,062 S *	9/2004	Yamakami	D16/200
6,860,654 B1	3/2005	Ching-Wen		
D523,057 S	6/2006	Watanabe		
D526,674 S *	8/2006	Byun	D16/202
D554,168 S	10/2007	Shi et al.		
D598,039 S	8/2009	Owada		
D610,186 S	2/2010	Jannard et al.		
D623,226 S *	9/2010	Hoch	D19/113
D628,221 S *	11/2010	Chen	D16/202
D664,580 S	7/2012	Sigward		
D702,750 S	4/2014	Yoon		
D704,759 S	5/2014	Park et al.		
D718,015 S *	11/2014	Dooley	D99/28
D730,967 S	6/2015	O'Neill et al.		
D730,968 S	6/2015	O'Neill et al.		
D735,480 S *	8/2015	Fallon	D6/308
D736,297 S *	8/2015	Kawasaki	D16/200
D751,828 S *	3/2016	Shields	D6/300
2015/0107141 A1 *	4/2015	Ryan	A47G 1/06 40/711

* cited by examiner

Primary Examiner — Susan E Krakower
Assistant Examiner — Ramzi Almatrahi
 (74) *Attorney, Agent, or Firm* — Salter & Michaelson

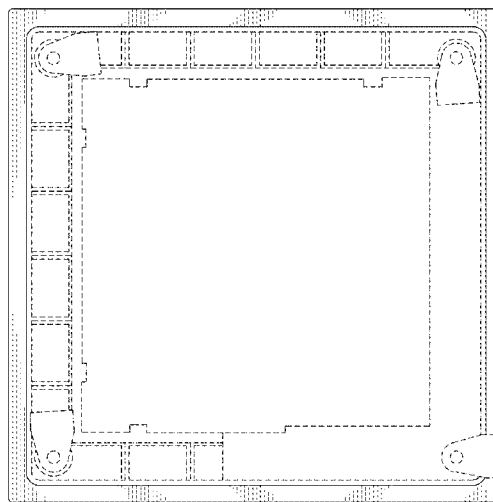

CLAIM

The ornamental design for a camera housing, as shown and described.

DESCRIPTION

FIG. 1 is a front elevational view of a camera housing;
 FIG. 2 is a left side elevational view thereof;
 FIG. 3 is a right side elevational view thereof;
 FIG. 4 is a top plan view thereof;
 FIG. 5 is a bottom plan view thereof; and,
 FIG. 6 is a rear elevational view thereof.
 The broken lines depict portions of a camera housing in which the design is embodied and form no part of the claimed design.

1 Claim, 6 Drawing Sheets






FIG. 1




FIG. 2




FIG. 3




FIG. 4




FIG. 5

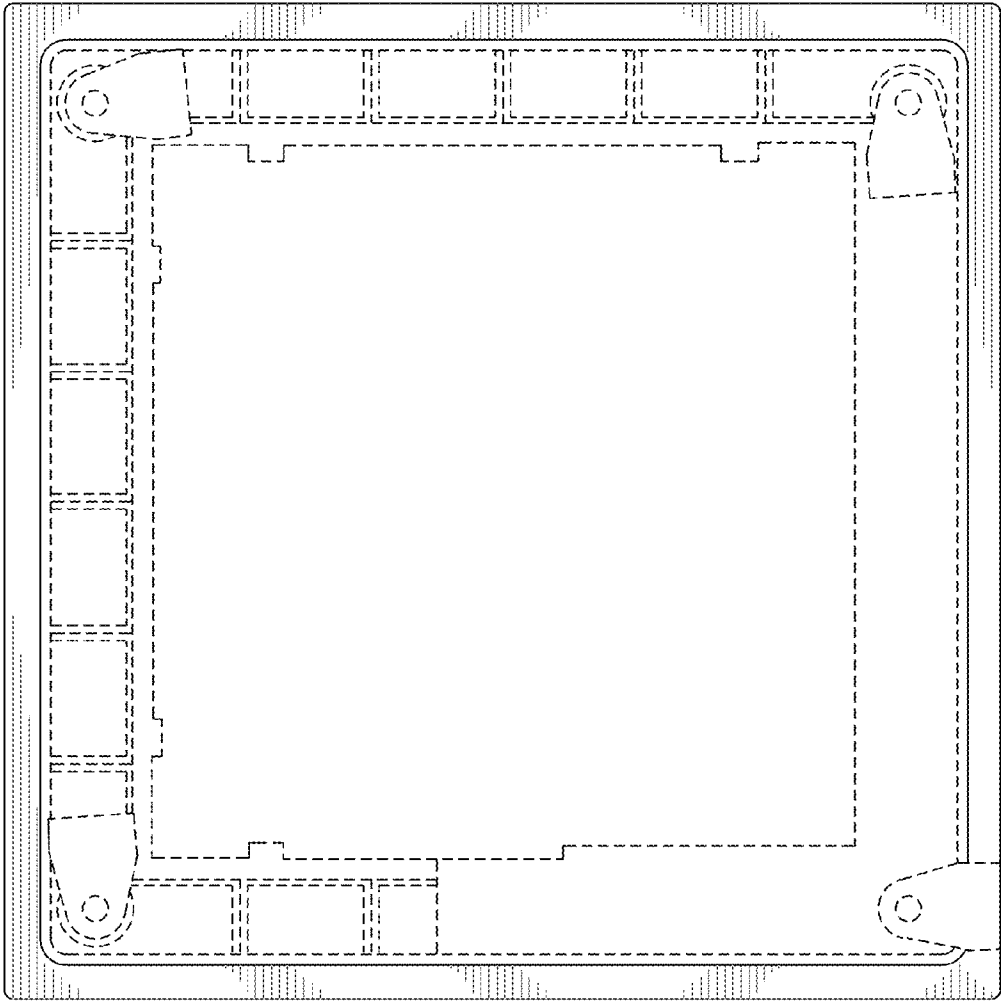


FIG. 6