

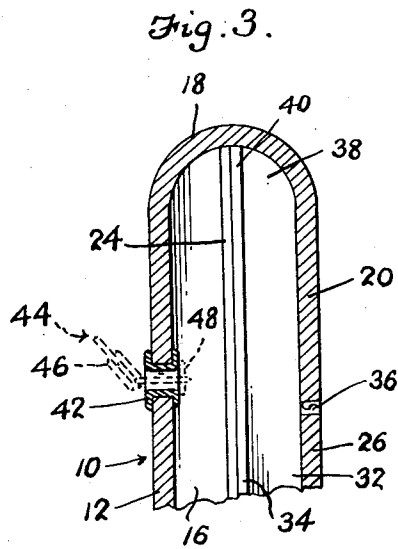
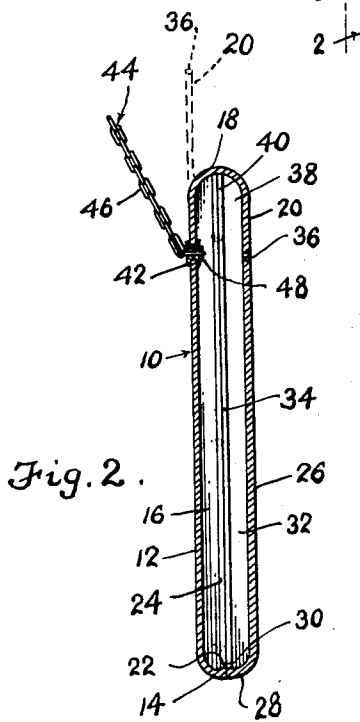
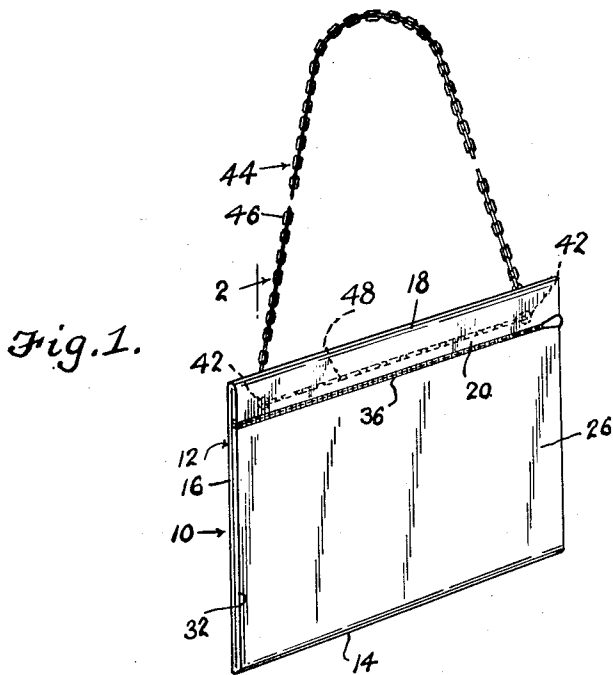
April 9, 1957

A. HULLWECK

2,788,040

PURSE

Original Filed Feb. 8, 1952



INVENTOR

Arthur Hullweck

BY
Mc Morrow, Berman & Davidson
ATTORNEYS

1

2,788,040

PURSE

Arthur Hullweck, Philadelphia, Pa.

Substituted for abandoned application Serial No. 270,594, February 8, 1952. This application September 28, 1956, Serial No. 612,801

1 Claim. (Cl. 150—28)

This invention relates to money purses, and more particularly has reference to a purse of the character described adapted to be suspended about the neck of a wearer, so as to be concealed within the wearer's garments in a manner effective to prevent loss of the purse or its contents.

Many persons, both child and adult, are required to carry upon their persons small or large amounts of money, and it is often true that a person carrying money in this manner will lose the money, or have it stolen from him. Children, for example, are regularly given money for lunch or carfare, and if the money is carried within a conventional purse or within the child's pockets, it is often lost. Additionally, adult workers often carry relatively large sums of money to work, for the purpose of paying bills, or the like, and find it difficult to keep the money in a safe location during their working hours.

In view of the above, it is the main object of the present invention to provide a small, compact purse into which a considerable amount of money can be placed, said purse being particularly adapted to be suspended from the neck of the wearer within his or her garments, thus to keep the money in a safe location and prevent its being lost or stolen.

Another important object is to provide a purse of the type stated which is so formed as to be incapable of being snatched forcibly from the person carrying the same.

Still another important object is to provide a purse of the type stated wherein a simple construction is embodied, said purse being formed with complementary front and back pieces cooperating to form a pouch, said front and back pieces being so formed as to permit the pouch to be closed or opened with speed and facility, and being further so formed as to permit ready access to the interior of the pouch when said pouch is opened.

Yet another important object is to provide, in a purse as described, an endless flexible element associated with the back piece of the purse in such a manner as to prevent separation of said element from the back piece, thus to insure against accidental loss of the purse.

Still another important object is to provide a purse as stated wherein the front and back pieces are so formed and connected as to impart to the completed product a substantially flat formation, whereby said purse will not form an undesirable bulky projection when worn beneath the garments of the wearer.

A still further important object is to provide a purse as stated which can be manufactured at relatively low cost, the purse embodying a minimum of parts capable of being readily cut from suitable blanks of material.

A further important object is to provide a purse as stated which, when not being suspended from the neck of a wearer, can be carried over the arm in a conventional manner.

Other objects will appear from the following description, the claim appended thereto, and from the annexed

2

drawing, in which like reference characters designate like parts throughout the several views, and wherein:

Figure 1 is a perspective view of a purse formed in accordance with the present invention.

5 Figure 2 is an enlarged sectional view taken substantially on line 2—2 of Figure 1; and

Figure 3 is a fragmentary vertical sectional view, the scale being enlarged still further, through the upper portion of the purse.

10 Referring to the drawings in detail, the reference numeral 10 has been applied generally to a pouch embodied in the construction constituting the present invention, said pouch having a back piece 12. The back piece 12 is preferably formed from a flexible leather or plastic material, and can be readily cut from a rectangular blank of said material.

The back piece is formed at its lower end with a forwardly extended bottom edge portion 14, said bottom edge portion being integral with the back piece. Additionally, the back piece has forwardly extended side edge portions 16, these also being integral with the back piece and being integrally secured, at their lower ends, to the opposite ends of the bottom edge portion.

At its upper end, the back piece has a forwardly extended top edge portion 18, and integral with the forwardly disposed edge of said top edge portion is a depending flap 20 extending transversely of the back piece, said flap having its opposite ends arranged flush with the opposite sides of the back piece.

30 Formed upon the forwardly disposed edge of the bottom edge portion 14 is an intumed flange member 22, said member merging at its opposite ends into intumed side flange members 24 formed upon the forwardly disposed edges of the side edge portions 16.

35 A front piece has been designated by the reference numeral 26, and is substantially coextensive in area with the back piece. Thus, the front piece, like the back piece, can be readily cut in a simple operation from a suitable blank of flexible leather or plastic material.

40 At its lower end, the front piece 26 is integrally formed with a rearwardly extended bottom edge portion 28, the rear edge of which is turned upwardly as at 30 and is disposed in contact, throughout its length, with the inwardly turned forwardly disposed edge of the bottom edge portion 14.

45 The front piece 26 is additionally formed with integral rearwardly extended side edge portions 32 having their rear edges turned inwardly as at 34 in contact with the inwardly turned, forwardly disposed edges of the side edge portions 16 of the back piece.

50 At their upper ends, the side edge portions 32 of the front piece are integrally formed with upstanding extensions 38, said extensions 38 having inwardly turned rear edges 40 also disposed in contact with the inwardly turned edges of the side edge portions 16.

The inwardly turned edges of the bottom and side edge portions of the back and front pieces are secured throughout their length to one another, in any suitable manner, such as by stitching or the like.

55 The upper end of the front piece 26, as will be noted from Figures 1 and 2, terminates a substantial distance below the upper end of the back piece 12, said upper end of the front piece terminating at the lower edge of the depending flap 20. The flap 20 and the upper edge of the front piece are equipped with slide fastener elements 36 adapted to be releasably interengaged for the purpose of closing the pouch defined between the front and back pieces.

60 Formed in the back piece 12, contiguous to the upper end of said back piece, are transversely spaced openings in which grommets 42 are secured, said grommets re-

3

ceiving an endless flexible element generally designated 44. The flexible element 44 in the present instance is a chain, but it will be readily appreciated that said element can be a stout length of cord, a leather thong, or the like.

As will be noted, the flexible element 44 is so arranged relative to its associated pouch 10 as to have a part of said flexible element disposed exteriorly of the pouch, so as to form a neck encircling loop 46. The remaining part of the flexible element is disposed interiorly of the pouch 10, and extends between the openings of the back piece as at 48.

It will be readily appreciated that a purse constructed as illustrated and described is adapted to provide a safe repository for small or large amounts of money, said purse being so formed as to be suspendable from the neck of a user, with the pouch of the purse being disposed interiorly of the wearer's garments. The pouch, in this regard, is of a flat configuration, so as to eliminate undesirable bulky projections which might otherwise exist if the pouch were formed in some manner other than that illustrated and described.

The construction shown is one which substantially eliminates the possibility of loss or theft of the money contained within the purse, and can be used to better advantage than a money belt or the like, it being well known that money belts are not generally favored due to their bulkiness and relative inaccessibility.

This application is a substitute of application Serial No. 270,594, filed February 8, 1952.

What is claimed is:

In a purse, a generally flat back piece having a flat, rectangular body integrally formed at its bottom, side, and top edges with bottom, side, and top edge portions respectively, said portions projecting forwardly from the

4

body out of the plane thereof; a flap integral with and depending from the top edge portion of the back piece in a plane spaced forwardly of and paralleling that of said body; a generally flat front piece including a body having its side and bottom edges in registration with the corresponding edges of the back piece body and having its top edge offset vertically and downwardly from the top edge of the back piece body, said front piece body having its bottom and side edges integrally formed with bottom and side edge portions respectively, said last named portions projecting rearwardly from the front piece body out of the plane thereof and being secured to the bottom and side edge portions of the back piece to form a pouch; upstanding extensions integrally formed on the upper ends of the side edge portions of the front piece as continuations thereof, said extensions rising above the top edge of the front piece body and being secured to the side edge portions of the back piece; cooperating slide fastener elements extending the full length of the flap bottom edge and front piece body top edge respectively to permit complete separation of the same; and a flexible element connected to the back piece contiguous to the top edge portion thereof and having a part adapted to encircle the neck of a user.

References Cited in the file of this patent

UNITED STATES PATENTS

1,211,025	Wright	Jan. 2, 1917
1,418,705	Groh	June 6, 1922
1,690,046	Ament	Oct. 30, 1928
1,805,810	Deubener	May 19, 1931
2,080,453	Kraut	May 18, 1937
2,210,351	Westendorf	Aug. 6, 1940
2,474,495	Pollak	June 28, 1949
2,587,033	Dobbs et al.	Feb. 26, 1952