



US00D734213S

(12) **United States Design Patent**
Stephenson

(10) **Patent No.:** **US D734,213 S**

(45) **Date of Patent:** **** Jul. 14, 2015**

(54) **AUTOMOTIVE VEHICLE EXTERIOR**

(71) Applicant: **McLaren Automotive Limited**, Woking (GB)

(72) Inventor: **Frank Stephenson**, Berkshire (GB)

(73) Assignee: **McLaren Automotive Limited**, Woking (GB)

(**) Term: **14 Years**

(21) Appl. No.: **29/485,646**

(22) Filed: **Mar. 20, 2014**

(51) **LOC (10) Cl.** **12-08**

(52) **U.S. Cl.**
USPC **D12/92**

(58) **Field of Classification Search**
USPC D12/86, 90-92, 88; D21/421, 433, 434;
296/181.1, 181.5
CPC B62D 35/00; B62D 25/00; B62D 25/06;
B62D 25/08; B62D 33/00
See application file for complete search history.

(56) **References Cited**

U.S. PATENT DOCUMENTS

D628,124 S	11/2010	Stephenson	
D684,897 S *	6/2013	Kim	D12/92
D704,596 S *	5/2014	Saracoglu	D12/92
D717,211 S *	11/2014	Stephenson	D12/92
D724,495 S *	3/2015	Majdandzic	D12/92

OTHER PUBLICATIONS

Certified Certificate of Registration for European Community design, CTM No. 000346226-0001, registered May 20, 2005, pp. 1-5.

"McLaren Formula 1 DNA Meets the Thrill of Open Top Driving in the New 12C Spider: McLaren Automotive Media Centre", released on Jul. 3, 2012, <http://www.media.mclarenautomotive.com/release/141/>.

"McLaren P1 Aims for Pole Position with Global Debut in Paris", released on Sep. 27, 2012, <http://www.media.mclarenautomotive.com/release/156/>.

* cited by examiner

Primary Examiner — Melody N Brown

(74) *Attorney, Agent, or Firm* — Haynes Beffel & Wolfeld LLP; James F. Hann

(57) **CLAIM**

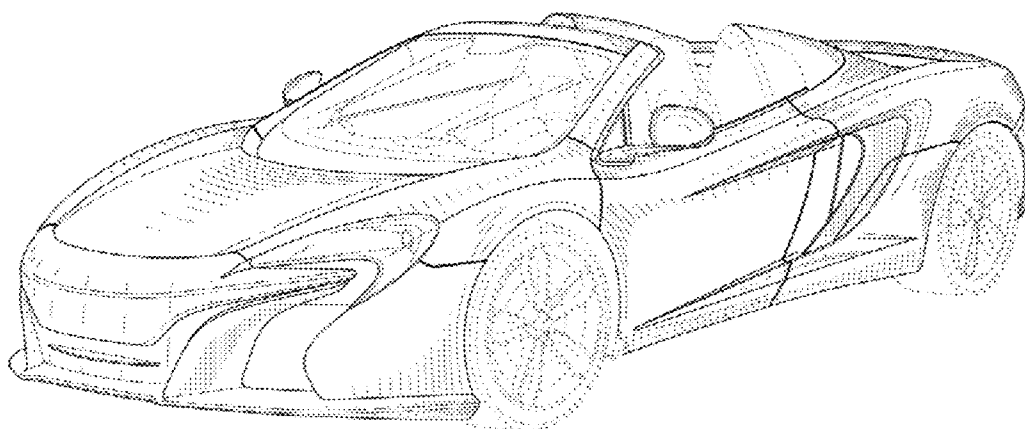
The ornamental design for an automotive vehicle exterior, as shown and described.

DESCRIPTION

FIG. 1 is left side, front, top perspective view of an automotive vehicle exterior showing my new design; FIG. 2 is a left side, rear perspective view thereof; FIG. 3 is a left side elevation view thereof, the right side elevation view being a mirror image; FIG. 4 is a top plan view thereof; FIG. 5 is a front elevation view thereof; and, FIG. 6 is a rear elevation view thereof.

The invention is shown together with environmental structure in dashed lines in FIGS. 1-6, the environmental structure forming no part of the claimed design.

1 Claim, 2 Drawing Sheets



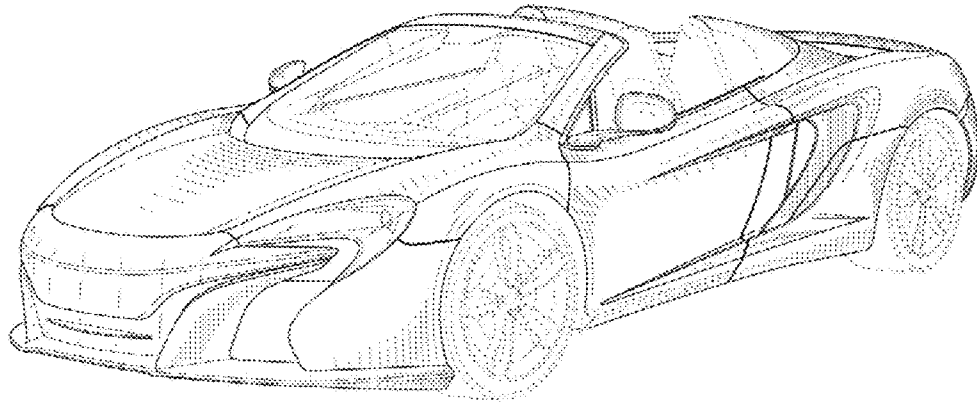


Fig. 1

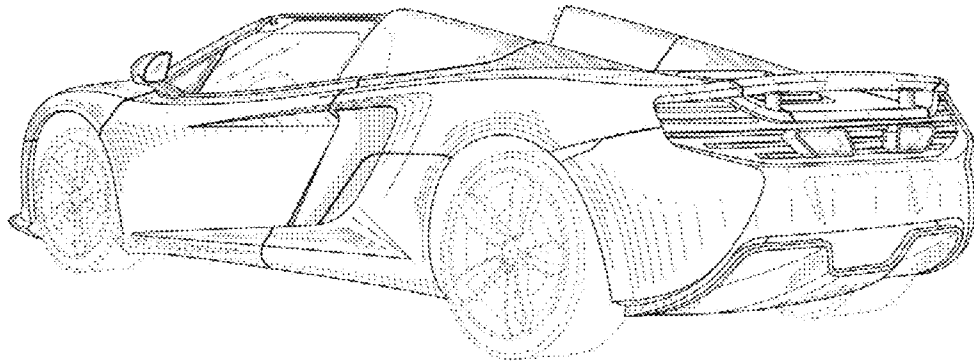


Fig. 2

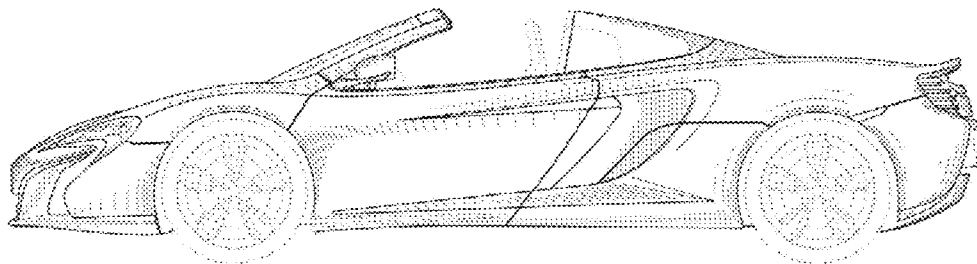


Fig. 3

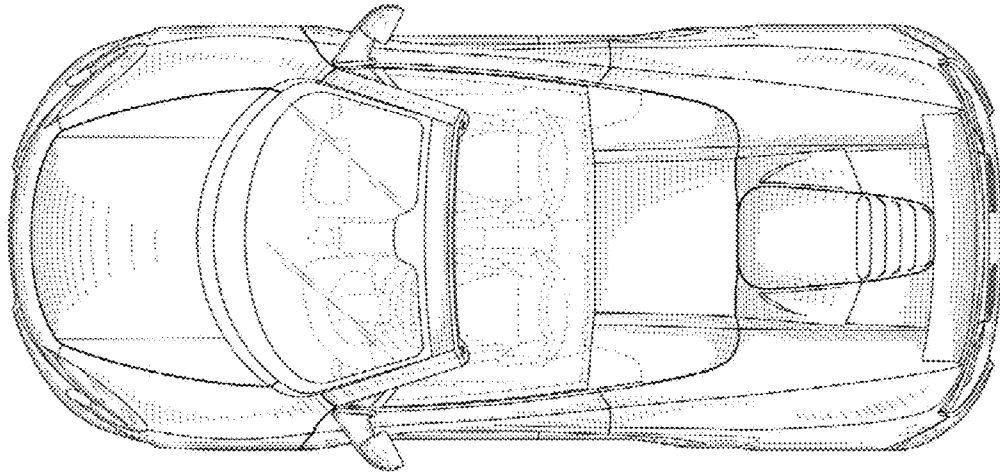


Fig. 4

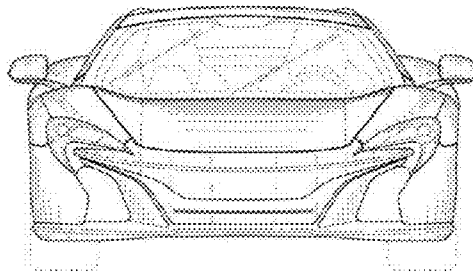


Fig. 5

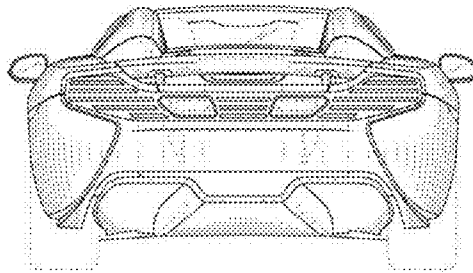


Fig. 6