



US00D355972S

# United States Patent [19]

[11] Patent Number: Des. 355,972

Broberg et al.

[45] Date of Patent: \*\* Feb. 28, 1995

## [54] ADAPTER FOR MOUNTING ABUTMENT PARTS FOR USE IN ORAL IMPLANTOLOGY

[75] Inventors: **Leif Broberg**, Göteborg; **Anders Holmén**, Hovås, both of Sweden

[73] Assignee: **Aktiebolaget Astra**, Sodertalje, Sweden

[\*\*] Term: **14 Years**

[21] Appl. No.: **7,642**

[22] Filed: **Apr. 28, 1993**

### [30] Foreign Application Priority Data

Oct. 28, 1992 [SE] Sweden ..... 92-2224

[52] U.S. Cl. .... **D24/156**

[58] Field of Search ..... D24/155-156,  
D24/176-182; 433/191-195, 168.1, 169,  
172-176

### [56] References Cited

#### U.S. PATENT DOCUMENTS

D. 317,200	5/1991	Jorneus	.....	D24/156
D. 342,314	12/1993	Miller	.....	D24/156
4,850,870	7/1989	Lazzara et al.	.....	433/173 X
4,927,363	5/1990	Schneider	.....	433/173
5,169,308	12/1992	Kuist	.....	433/172

### OTHER PUBLICATIONS

"Astra Implant System Components and Instruments", Oct., 1990.

"Astra Tech Implant Dental System Components and Instruments", Jun. 1992.

"Astra Tech Implant Dental System", Feb. 1992.

*Primary Examiner*—Wallace R. Burke

*Assistant Examiner*—M. H. Tung

*Attorney, Agent, or Firm*—White & Case

### [57] CLAIM

The ornamental design for an adapter for mounting abutment parts for use in oral implantology, as shown and described.

### DESCRIPTION

FIG. 1 is a top, side perspective view of an adapter for mounting abutment parts for use in oral implantology, the top, opposite side perspective view is a mirror image;

FIG. 2 is a bottom perspective view thereof;

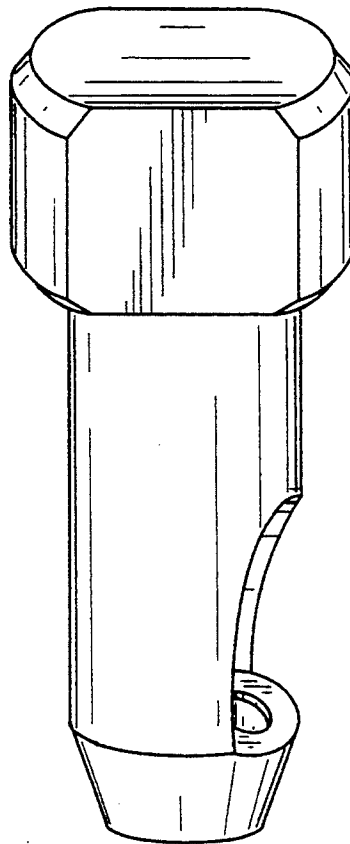
FIG. 3 is a top, front perspective view thereof;

FIG. 4 is a top plan view thereof;

FIG. 5 is a bottom plan view thereof;

FIG. 6 is a front elevational view thereof; and,

FIG. 7 is a rear elevational view thereof.



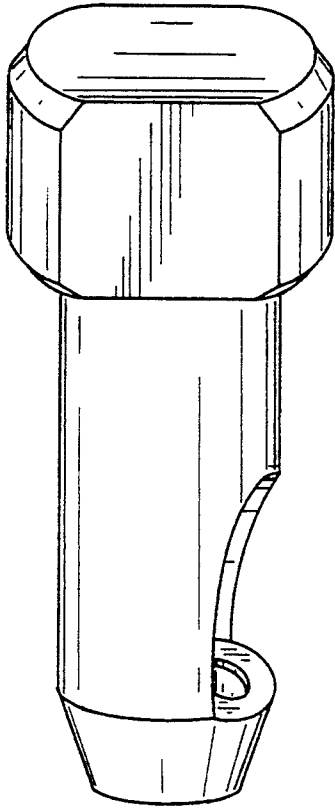


FIG. 1

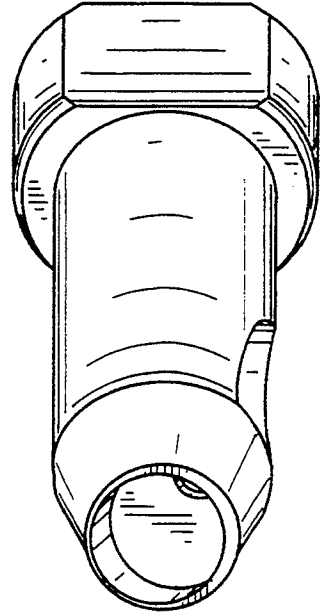


FIG. 2

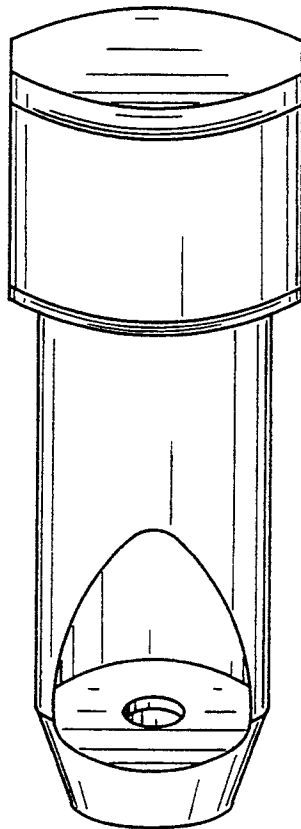


FIG. 3




FIG. 4

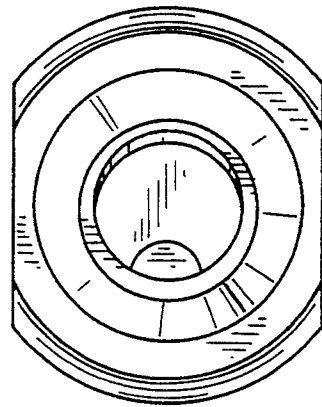


FIG. 5

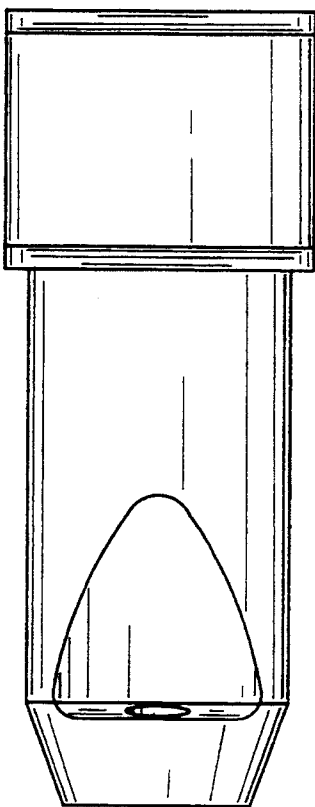


FIG. 6




FIG. 7