



US00D855333S

(12) **United States Design Patent** (10) **Patent No.:** **US D855,333 S**
Ando et al. (45) **Date of Patent:** **** Aug. 6, 2019**

(54) **BRUSH ROLLER**

Primary Examiner — Austin Murphy

(71) Applicant: **TSUCHIYA TSCO CO., LTD.**,
Aichi-ken (JP)

(74) *Attorney, Agent, or Firm* — Christensen, Fonder,
Dardi & Herbert PLLC

(72) Inventors: **Sadahiro Ando**, Chiryu (JP); **Toshiaki Ota**, Chiryu (JP)

(57) **CLAIM**

The ornamental design for a brush roller, as shown and described.

(73) Assignee: **TSUCHIYA TSCO CO., LTD.**,
Aichi-ken (JP)

DESCRIPTION

(**) Term: **15 Years**

(21) Appl. No.: **29/592,059**

FIG. 1 is a perspective view of a second embodiment of a brush roller showing our new design;
FIG. 2 is a front view thereof;
FIG. 3 is a rear view thereof;
FIG. 4 is a top plan view thereof;
FIG. 5 is a bottom plan view thereof;
FIG. 6 is a right side view thereof;
FIG. 7 is a left side view thereof;
FIG. 8 is an enlarged view of the portion indicated by line 8-8 in FIG. 1 thereof;
FIG. 9 is an enlarged view of the portion indicated by line 9-9 in FIG. 2 thereof;
FIG. 10 is an enlarged right side view thereof;
FIG. 11 is an enlarged left side view thereof;
FIG. 12 is a perspective view of a third embodiment of a brush roller showing our new design;
FIG. 13 is a front view thereof;
FIG. 14 is a rear view thereof;
FIG. 15 is a top plan view thereof;
FIG. 16 is a bottom plan view thereof;
FIG. 17 is a right side view thereof;
FIG. 18 is a left side view thereof;
FIG. 19 is an enlarged view of the portion indicated by line 19-19 in FIG. 12 thereof;
FIG. 20 is an enlarged view of the portion indicated by line 20-20 in FIG. 13 thereof;
FIG. 21 is an enlarged right side view thereof; and,
FIG. 22 is an enlarged left side view thereof.
The features shown in broken lines in the photographs depict environmental subject matter only and form no part of the claimed design.

(22) Filed: **Jan. 26, 2017**

(51) **LOC (12) Cl.** **04-02**

(52) **U.S. Cl.** **D4/128**
USPC

(58) **Field of Classification Search**
USPC D4/128, 133, 136, 131, 127, 132;
D24/146, 214; D9/718, 727; D28/7, 18,
(Continued)

(56) **References Cited**

U.S. PATENT DOCUMENTS

3,324,496 A 6/1967 Haracz
3,909,871 A 10/1975 Parker
(Continued)

FOREIGN PATENT DOCUMENTS

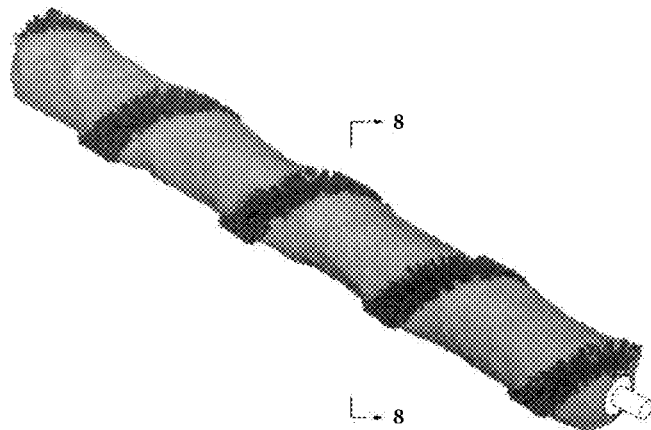
CA 2268596 10/1999
DE 34 18 224 A1 11/1984
(Continued)

OTHER PUBLICATIONS

Ostrich-Feather Brushes; retrieved from <https://www.kullen.de/en/products/product-catalogue/antistatic-and-ostrich-feather-brushes/ostrich-feather-brushes/>; retrieved on May 9, 2018; Page crawled Sep. 7, 2010 (Year: 2010).

(Continued)

1 Claim, 8 Drawing Sheets



US D855,333 S

Page 2

(58) **Field of Classification Search**

USPC D28/21, 28, 77; 132/137, 138, 200, 202,
132/203, 213.1, 216, 218, 226, 313, 317,
132/320; 401/122, 126, 127, 129; 15/82,
15/88.3, 104.53, 160, 206, 207.2, 340.3,
15/398
CPC A46B 9/021; A46B 9/025; A46B 9/028
See application file for complete search history.

D728,877 S 5/2015 Therrien
9,232,851 B2* 1/2016 Manici A46B 9/021
D781,594 S 3/2017 Lowe
D790,785 S 6/2017 Courtney
D800,401 S 10/2017 Ishibashi
D809,219 S * 1/2018 Wright A01K 13/001
D30/160
D812,380 S * 3/2018 Poletto D4/128
2007/0039110 A1 2/2007 Barnard
2007/0062552 A1* 3/2007 De Brouwer A45D 34/045
132/218

(56) **References Cited**

U.S. PATENT DOCUMENTS

4,307,479 A 12/1981 Mertes
D426,069 S * 6/2000 Chen D4/128
6,574,823 B1* 6/2003 Stegens A46B 13/001
15/179
D483,534 S 12/2003 Nelson
D518,258 S 3/2006 Hamm
D554,375 S * 11/2007 Gunjian D4/128
D588,817 S * 3/2009 Dumler D4/128
D631,665 S * 2/2011 Shon D4/128
D680,289 S 4/2013 Gray
D691,379 S * 10/2013 Gunjian D4/131
D691,812 S * 10/2013 Roncati D4/128
D692,672 S * 11/2013 Chan D4/128
D727,579 S 4/2015 Willis

FOREIGN PATENT DOCUMENTS

DE 10 2009 007 461 A1 8/2010
EP 1 217 105 A1 6/2002
EP 1 875 832 A1 1/2008

OTHER PUBLICATIONS

DBS—Spiral Brushes type 231; retrieved from <https://www.kullen.de/en/products/product-catalogue/roller-brushes-with-metal-backing-tape/dbs-spiral-brushes-type-231/>; retrieved on May 9, 2018; Page crawled Apr. 10, 2014 (Year: 2014).

* cited by examiner

FIG. 1

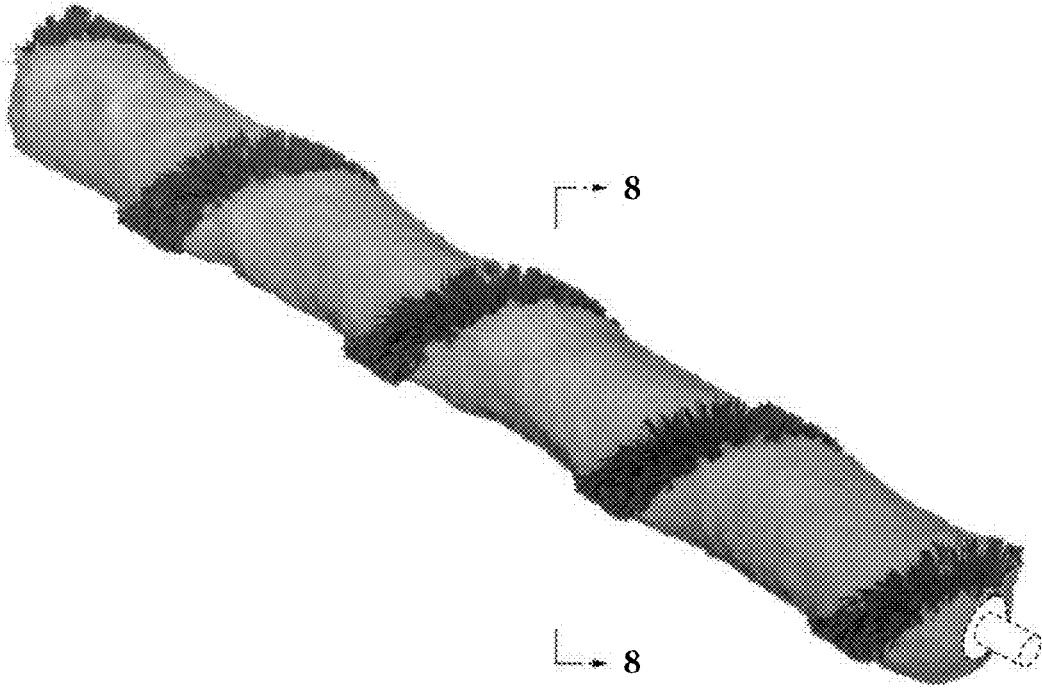


FIG. 2

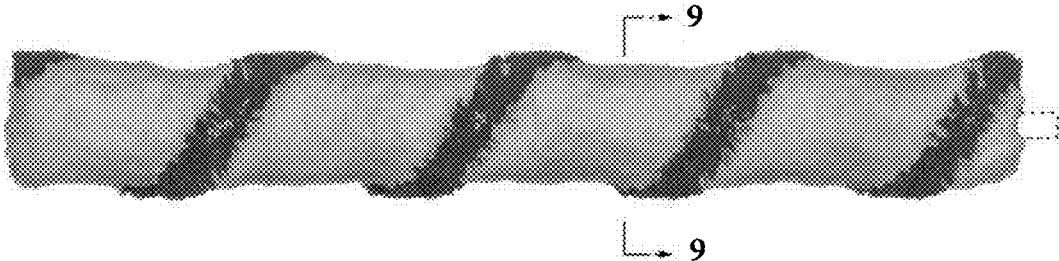


FIG. 3




FIG. 4




FIG. 5




FIG. 6

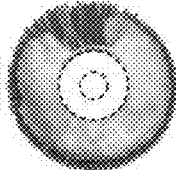


FIG. 7




FIG. 8




FIG. 9




FIG. 10




FIG. 11




FIG. 12




FIG. 13

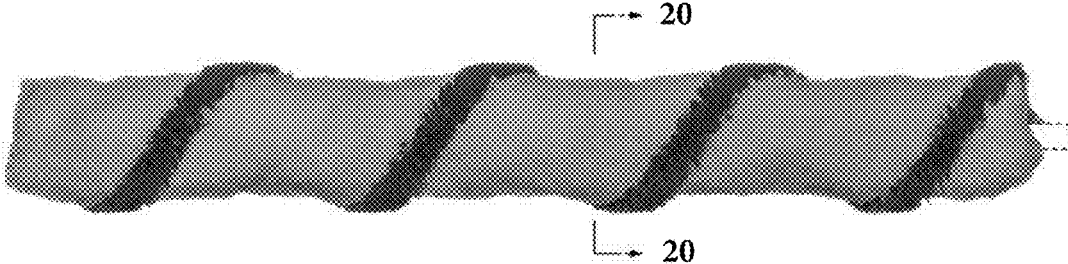


FIG. 14




FIG. 15




FIG. 16




FIG. 17




FIG. 18

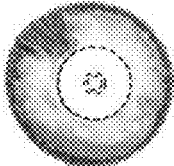


FIG. 19

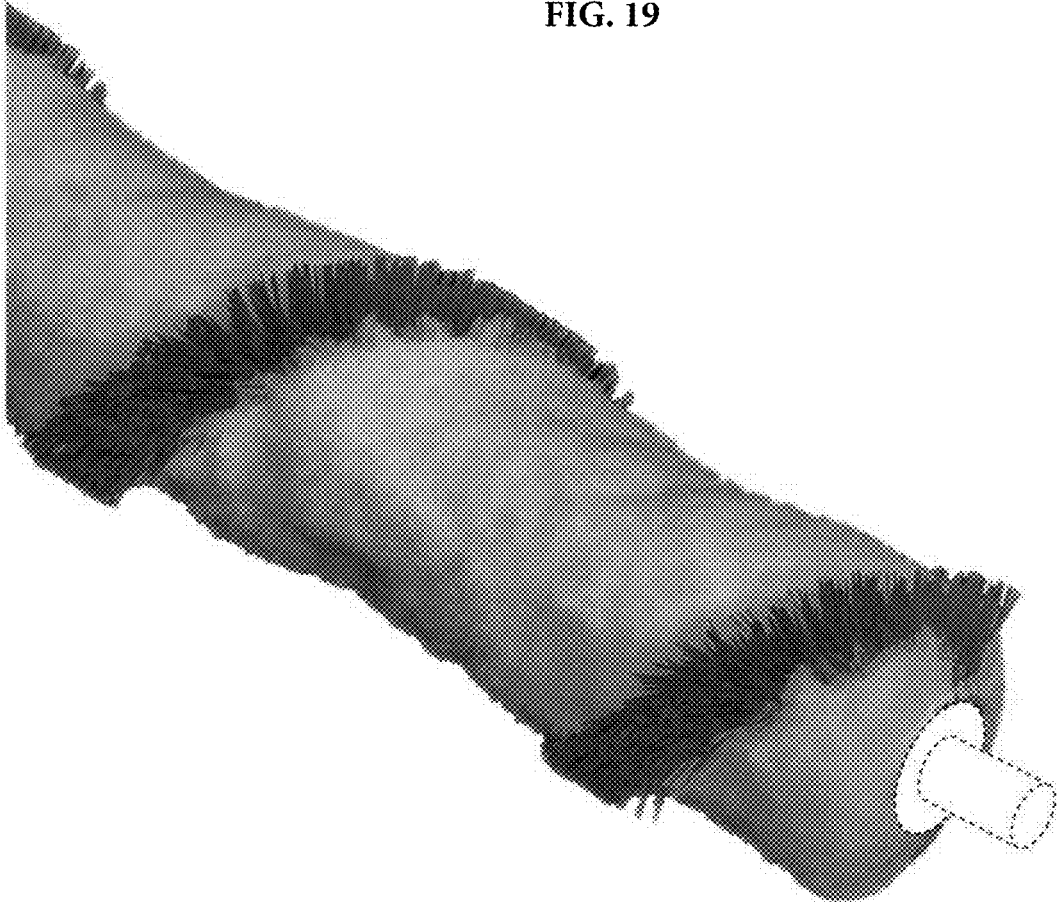


FIG. 20




FIG. 21




FIG. 22

