United States Patent [19]

Ueno

[11] Patent Number: Des. 319,987

[45] Date of Patent: ** Sep. 17, 1991

[54] **PORTABLE ENGINE DIAGNOSTIC TESTER**

[75] Inventor: **Hiroyuki Ueno**, Oomiya, Japan

[73] Assignee: **Fuji Jukogyo Kabushiki Kaisha**, Tokyo, Japan

[**] Term: **14 Years**

[21] Appl. No.: **320,752**

[22] Filed: **Mar. 6, 1989**

[30] **Foreign Application Priority Data**

Sep. 9, 1988 [JP] Japan 63-35758

[52] **U.S. Cl.** **D10/78**

[58] **Field of Search** ..... D10/46, 75, 78; D14/100, 107, 114; 73/116, 117.2, 117.3; 324/378, 379-401, 158 MG; 340/425.5, 515; 364/424.03, 424.04, 551.01, 570

[56] **References Cited**

U.S. PATENT DOCUMENTS

D. 201,767	7/1965	Huntsman	D10/46
D. 204,936	5/1966	Morrison	D10/78
D. 241,726	10/1976	D'Antonio	D10/46
D. 260,617	9/1981	Lawson, II et al.	D10/75 X
D. 268,172	3/1983	Chirkov et al.	D10/78
D. 276,028	10/1984	Crotty et al.	D10/75
D. 299,439	1/1989	Farguhar et al.	D10/75
3,099,817	7/1963	Kendall	364/424.04 X
4,113,980	9/1978	Bell	73/117.2 X
4,207,611	6/1980	Gordon	364/424.03 X
4,943,238	7/1990	Gregorio	73/117.3 X
4,975,847	12/1990	Abe et al.	364/424.03

Primary Examiner—Nelson C. Holtje
Assistant Examiner—Antoine D. Davis
Attorney, Agent, or Firm—Martin A. Farber

[57] **CLAIM**

The ornamental design for a portable engine diagnostic tester, as shown.

DESCRIPTION

FIG. **1** is a top, rear and left side perspective view of a portable engine diagnostic tester showing my new design, with the cover in an open position;

FIG. **2** is a top, front and right side perspective view, with the cover in an closed position;

FIG. **3** is a top plan view;

FIG. **4** is a bottom plan view;

FIG. **5** is a front elevational view;

FIG. **6** is a rear elevational view;

FIG. **7** is a right side elevational view;

FIG. **8** is a left side elevational view;

FIG. **9** is a cross-sectional view taken along line A—A of FIG. **1**; and

FIG. **10** is a cross-sectional view taken along line B—B of FIG. **2** thereof, with the cover in a closed position. The cover shown in FIGS. **3–9** is in an closed position.

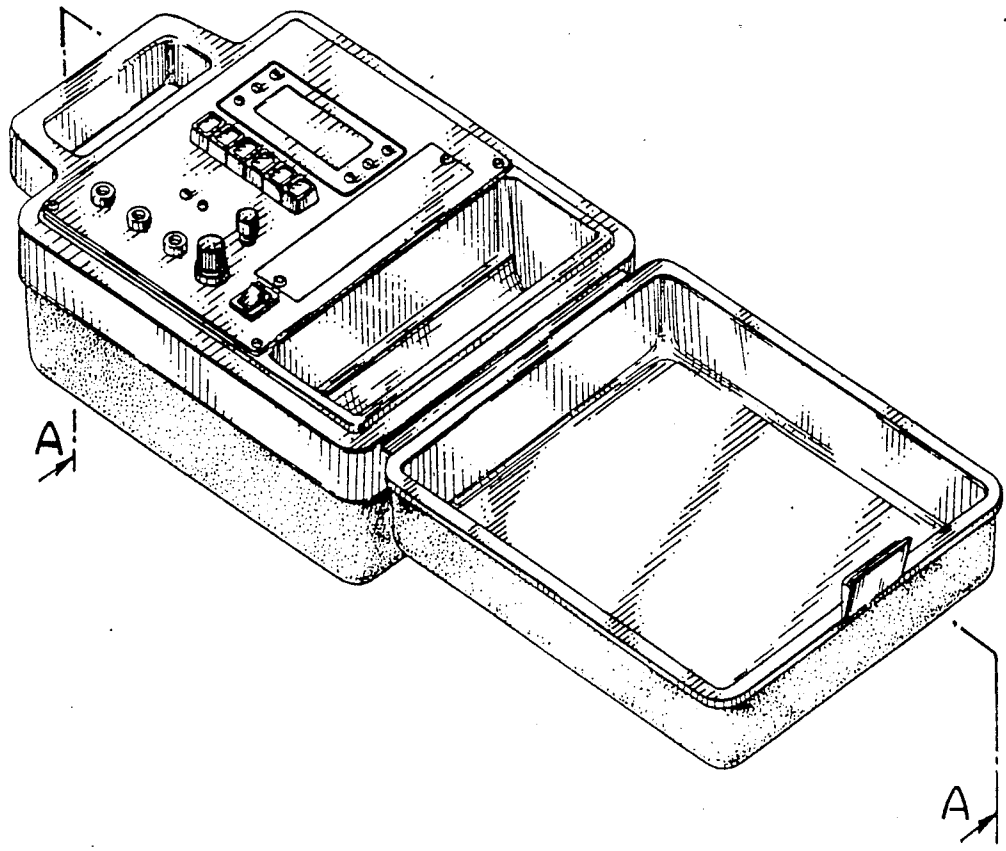

FIG. 1

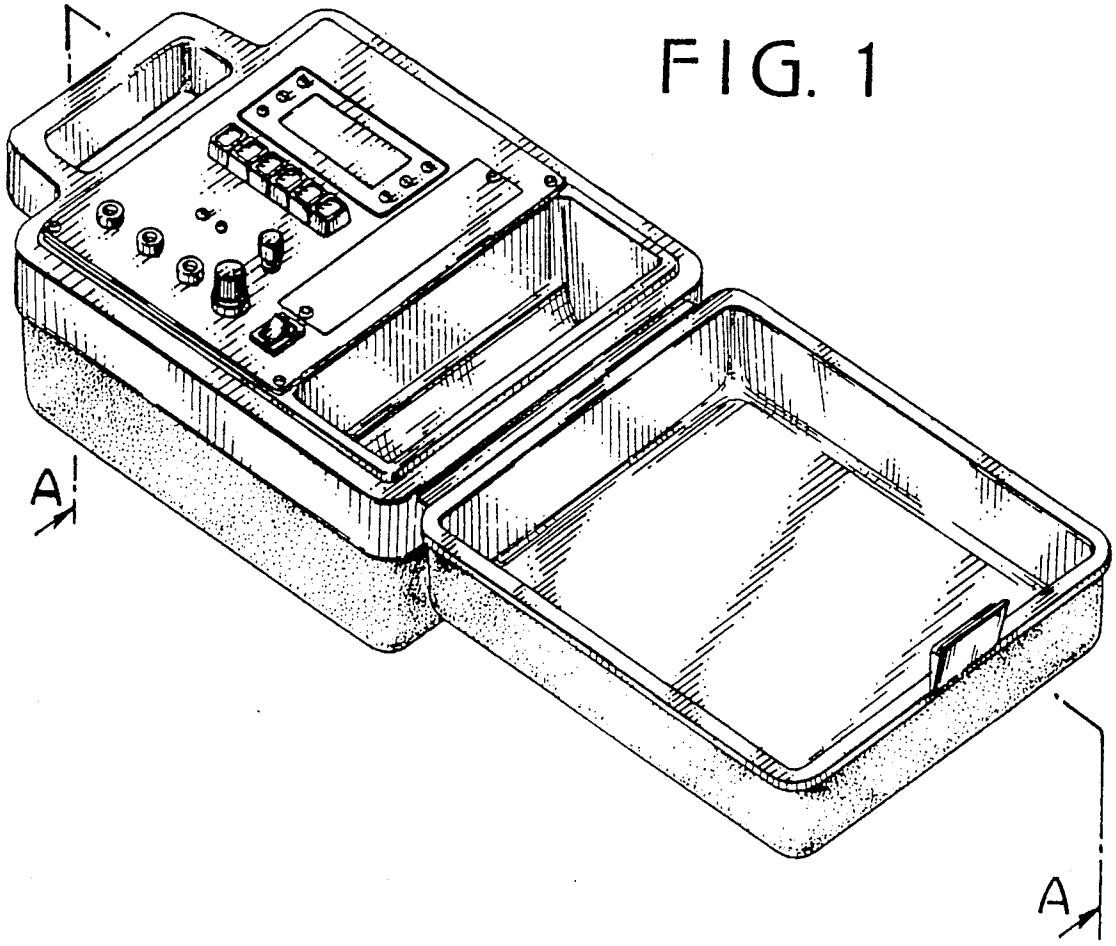

FIG. 2

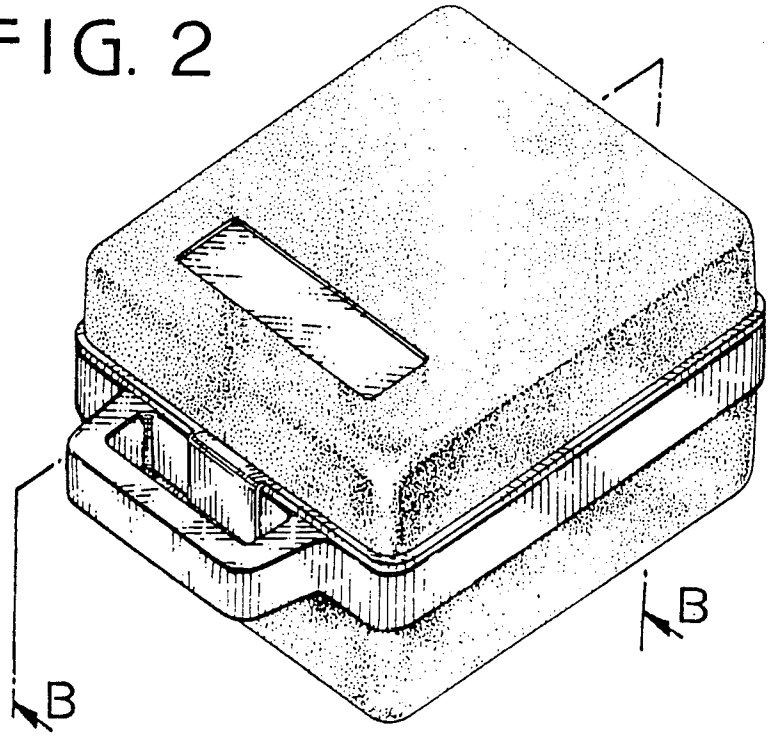

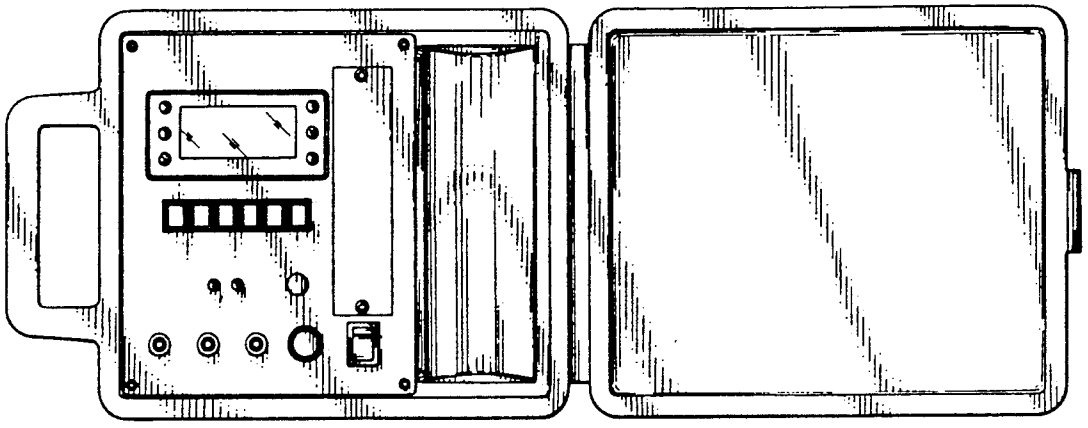

FIG. 3

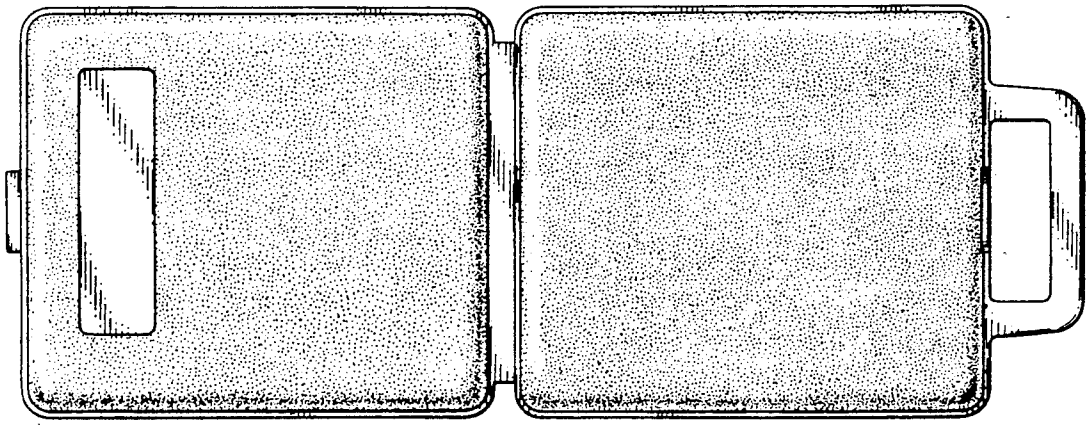

FIG. 4

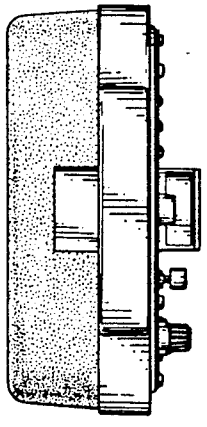

FIG. 5

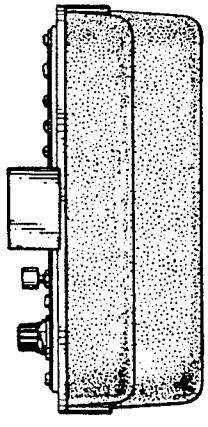

FIG. 6

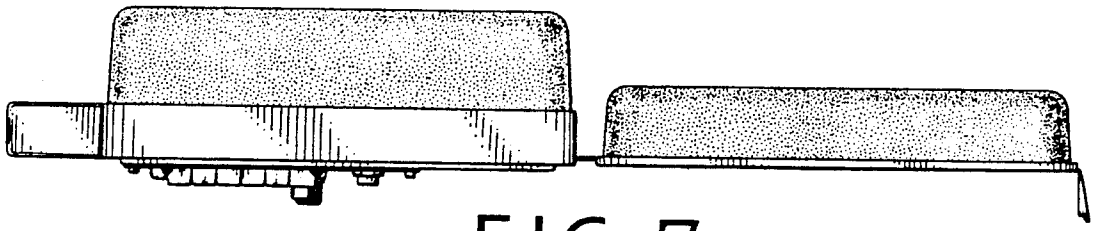

FIG. 7

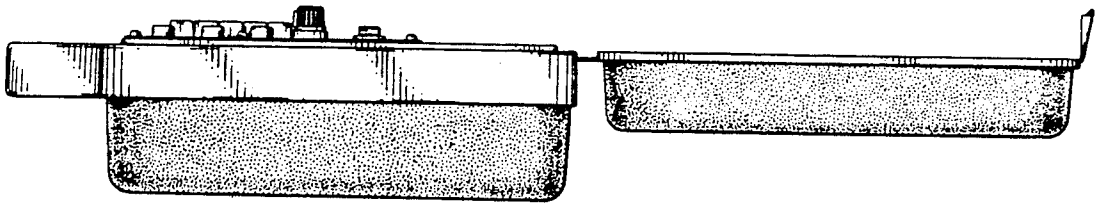

FIG. 8



FIG. 9

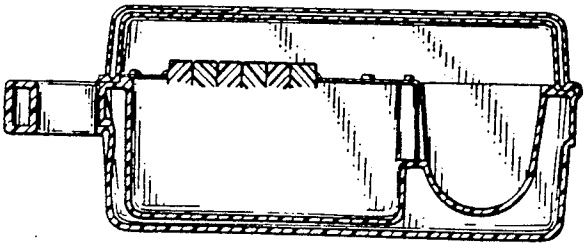

FIG. 10