



US00D718285S

(12) **United States Design Patent**
Shibusawa

(10) **Patent No.:** **US D718,285 S**

(45) **Date of Patent:** **** Nov. 25, 2014**

(54) **EARPHONE**

(71) Applicant: **Foster Electric Company, Limited,**
Tokyo (JP)

(72) Inventor: **Hidenori Shibusawa,** Tokyo (JP)

(73) Assignee: **Foster Electric Company Limited,**
Akishima, Tokyo (JP)

(**) Term: **14 Years**

(21) Appl. No.: **29/471,027**

(22) Filed: **Oct. 28, 2013**

(30) **Foreign Application Priority Data**

Jul. 25, 2013 (JP) 2013-17006

(51) **LOC (10) Cl.** **14-01**

(52) **U.S. Cl.**
USPC **D14/223**

(58) **Field of Classification Search**

CPC H04R 1/1016

USPC D14/223, 205; 181/129, 130, 135;
379/430, 431, 420.3, 420.04; 381/380,
381/381, 332, 382; D24/106, 174

See application file for complete search history.

(56) **References Cited**

U.S. PATENT DOCUMENTS

4,646,872	A *	3/1987	Kamon et al.	181/129
D311,007	S *	10/1990	Daido	D14/205
D316,550	S *	4/1991	Sogabe	D14/168
D318,473	S *	7/1991	Miyashita et al.	D14/223
D318,864	S *	8/1991	Daido et al.	D14/205
D318,865	S *	8/1991	Ichikawa	D14/205
5,222,151	A *	6/1993	Nagayoshi et al.	381/380
D337,118	S *	7/1993	Seikita	D14/223
D337,589	S *	7/1993	Wada	D14/223

6,574,345	B1 *	6/2003	Huang	381/380
6,668,064	B1 *	12/2003	Lin	381/380
D499,397	S *	12/2004	Hlas et al.	D14/223
D515,070	S *	2/2006	Andre et al.	D14/205
D555,152	S *	11/2007	Wang	D14/223
D556,741	S *	12/2007	Yeo	D14/223
D557,689	S *	12/2007	Huang	D14/223
D568,291	S *	5/2008	Andre et al.	D14/205
D587,677	S *	3/2009	Andre et al.	D14/205
D589,491	S *	3/2009	Andre et al.	D14/205
D590,371	S *	4/2009	Leinvuo	D14/205
D656,481	S *	3/2012	McManigal	D14/205
D662,493	S *	6/2012	Chen	D14/223
D669,058	S *	10/2012	Lee et al.	D14/223
D681,015	S *	4/2013	Akana et al.	D14/223
D688,650	S *	8/2013	Chen	D14/223
8,515,116	B2 *	8/2013	Lee	381/380
D695,721	S *	12/2013	Thompson et al.	D14/223
D695,722	S *	12/2013	Thompson et al.	D14/223
D696,230	S *	12/2013	Burgett et al.	D14/223
D707,206	S *	6/2014	Akana et al.	D14/223
2012/0237074	A1 *	9/2012	Aase	381/380
2012/0275635	A1 *	11/2012	Chen	381/380
2013/0004011	A1 *	1/2013	Hayashida et al.	381/380

(Continued)

Primary Examiner — Paula Greene

(74) *Attorney, Agent, or Firm* — Allen, Dyer, Doppelt,
Milbrath & Gilchrist

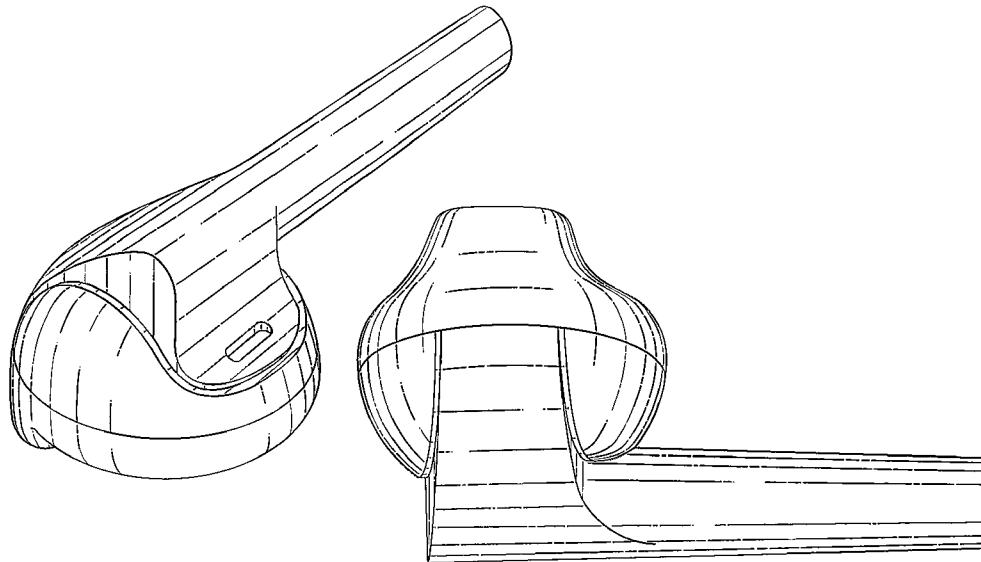
(57) **CLAIM**

The ornamental design for an earphone, as shown.

DESCRIPTION

FIG. 1 is a rear, right, top perspective view of an earphone;
FIG. 2 is a right side view thereof;
FIG. 3 is a left side view thereof;
FIG. 4 is a top view thereof;
FIG. 5 is a bottom view thereof;
FIG. 6 is a front view thereof; and,
FIG. 7 is a rear view thereof.

1 Claim, 6 Drawing Sheets



US D718,285 S

Page 2

(56)

References Cited

U.S. PATENT DOCUMENTS

2013/0343595 A1 *	12/2013	Zorkendorfer et al.	381/380
2014/0153767 A1 *	6/2014	Hua	381/380
2013/0343594 A1 *	12/2013	Howes et al.	381/380

* cited by examiner

Fig. 1

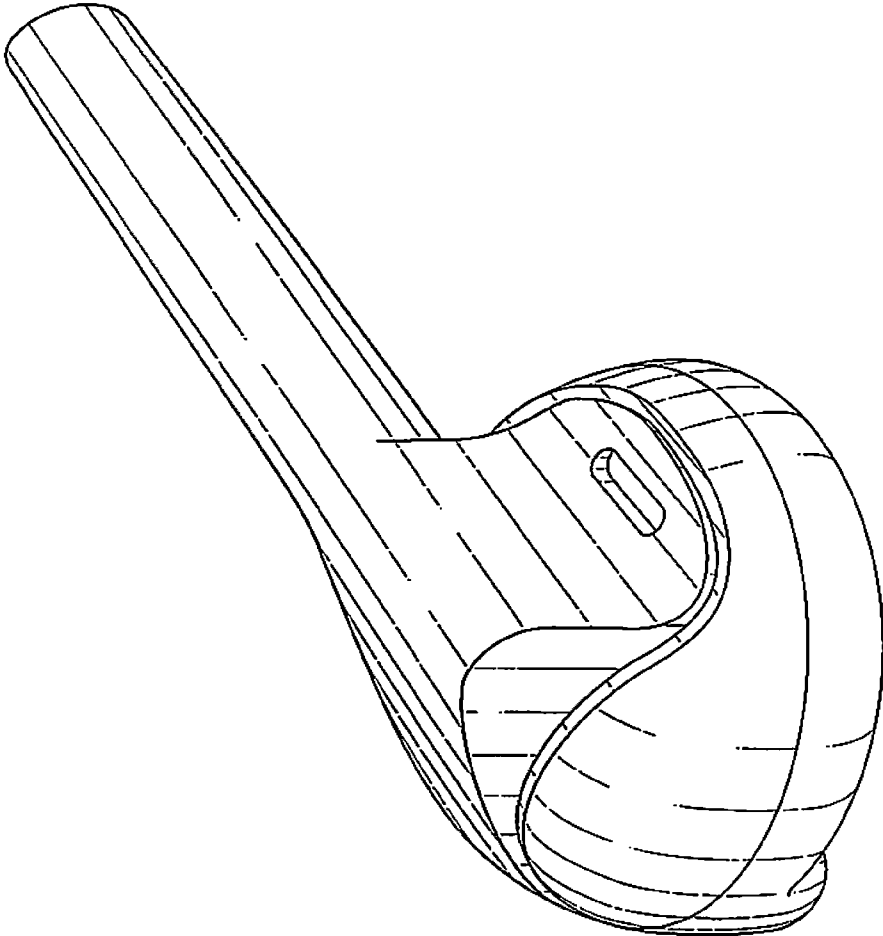
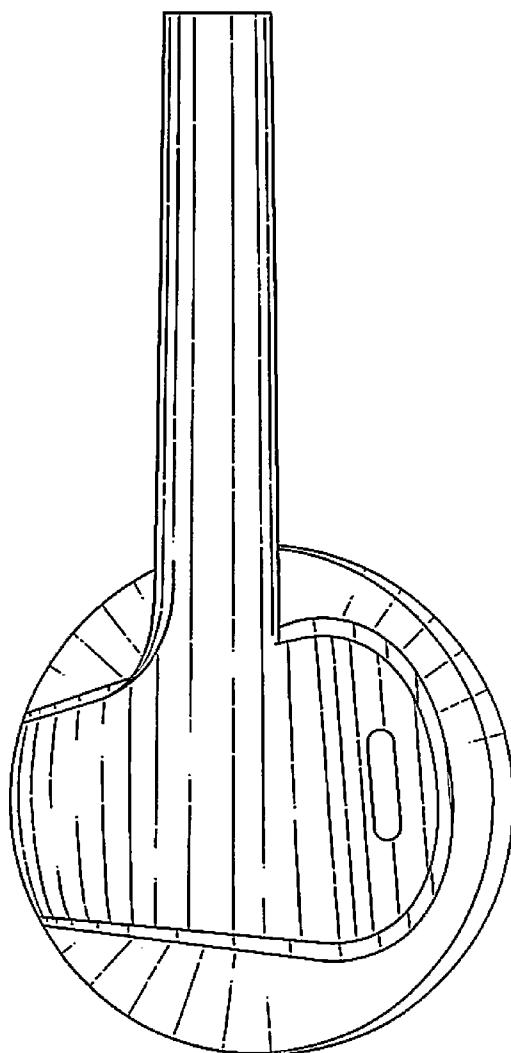


Fig. 2



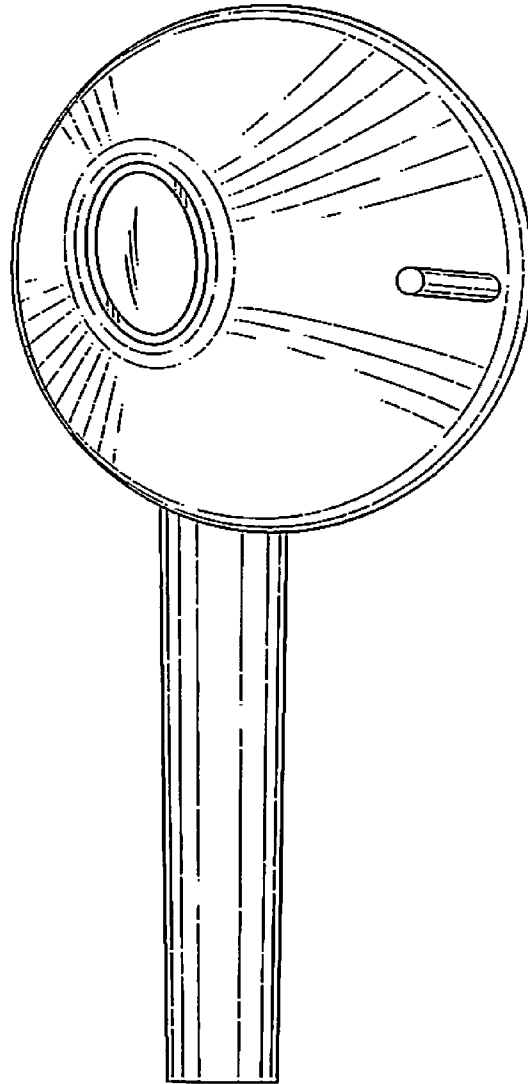


Fig. 3

Fig. 5

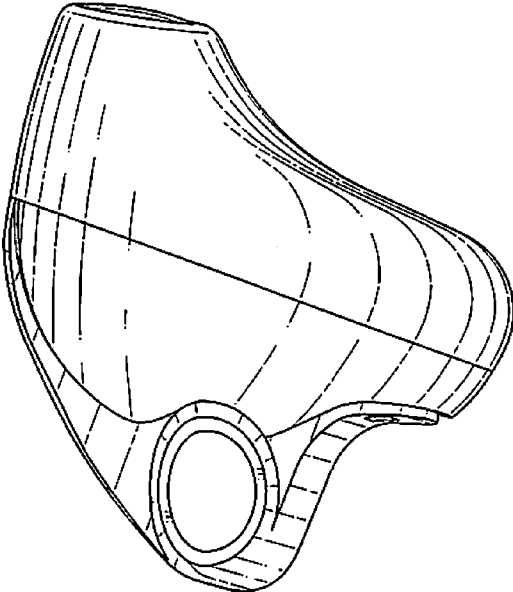


Fig. 4

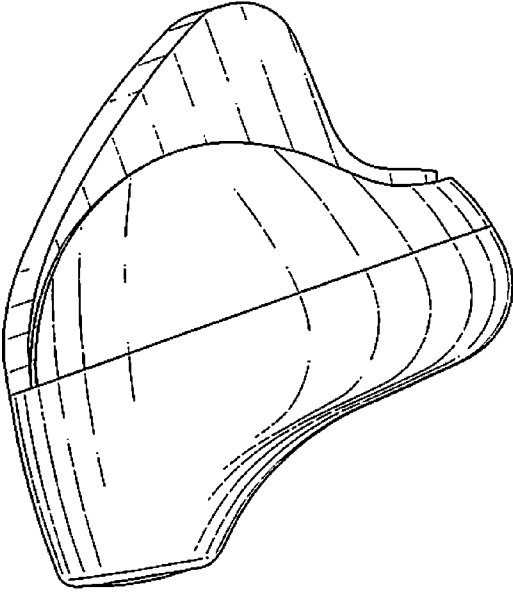


Fig. 6




Fig. 7

