(No Model.)

S. SIEMANG & L. GUTTMANN.

HERMETICAL COVER WITH CLEANSING APPARATUS FOR CLOSETS, &c.

No. 455,975. Patented July 14, 1891.

Fig. 1.

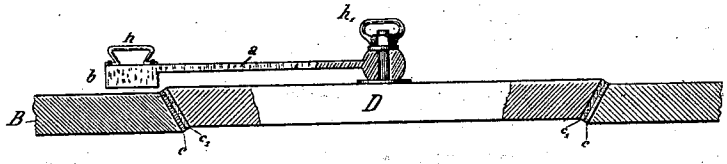

Fig. 2.

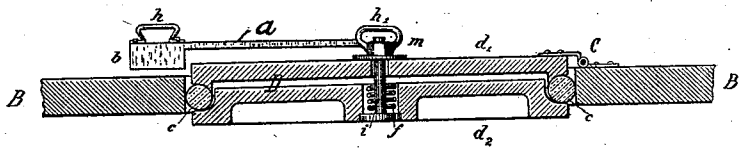

Fig. 3.

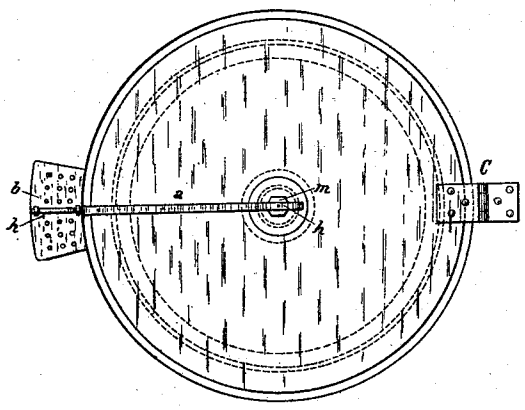

Fig. 4.

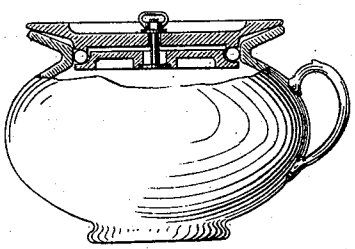

Witnesses:
E. K. Stuntevant.
D. Hburry.

Inventors:
Stefan Siemang and
Leopold Guttmann,
by Richards & Co.
attys

THE NORRIS PETERS CO., PHOTO-LITHO., WASHINGTON, D. C.

UNITED STATES PATENT OFFICE.

STEFAN SIEMANG AND LEOPOLD GUTTMANN, OF VIENNA, AUSTRIA-HUNGARY.

HERMETICAL COVER WITH CLEANSING APPARATUS FOR CLOSETS, &c.

SPECIFICATION forming part of Letters Patent No. 455,975, dated July 14, 1891.

Application filed February 4, 1889. Serial No. 298,586. (No model.) Patented in Germany September 30, 1888, No. 47,271, and November 5, 1888, No. 47,658; in Italy November 3, 1888, XXII, 29,357, XLVIII, 217; in Switzerland January 8, 1889, No. 532; in England January 11, 1889, No. 554; in France February 2, 1889, No. 195,806; in Belgium February 4, 1889, No. 84,876, and in Austria-Hungary March 13, 1889, No. 51,131 and No. 7,120.

To all whom it may concern:

Be it known that we, STEFAN SIEMANG and LEOPOLD GUTTMANN, both of the city of Vienna, in the Empire of Austria-Hungary, have invented certain new and useful Improvements in Hermetical Covers with Cleansing Apparatus for Closets and other Purposes, (Chamber-Pots,) (patented in Austria-Hungary March 13, 1889, No. 51,131 and No. 7,120; in Germany September 30 and November 5, 1888, Nos. 47,271 and 47,658; in Italy November 3, 1888, No. XXII, 29,357, XLVIII, 217; in Switzerland January 8, 1889, No. 532; in England January 11, 1889, No. 554; in Belgium February 4, 1889, No. 84,876, and in France February 2, 1889, No. 195,806,) of which the following is a specification.

Our invention relates to a hygienic lid or cover, with cleansing apparatus, which is specially adapted for providing closets and chamber-pots or other vessels containing offensively-smelling substances or fluids with an air-tight lid or cover, and at the same time effect a cleansing of the upper surface or seat, whereby a long-felt want is fulfilled in hygienic direction. The closet-openings are of varying form, so that it is often found desirable to arrange a new seat above the old one, or the latter can be retained and the lid or cover made to fit the same and the cleansing device made to suit the opening, which can be provided with beveled polished edges.

Our improved air-tight lid or cover, with cleansing device, is represented in the accompanying drawings, in which—

Figure 1 represents a seat B with beveled edge, said edge being provided with a thin layer of india-rubber *c c*. Fig. 2 is a sectional view of a modification of our hermetical cover applied to a chamber-pot. Fig. 3 is the top view of the lid represented in Fig. 2. Fig. 4 represents a like arrangement of lid or cover for chamber-pots, it being evident that the cleaning device is in this case not necessary.

The conical edges of the tight-fitting bevel-edged lid or cover are also clad with a layer *c' c'* of india-rubber, and it will be evident that the heavier the lid D the better will be the closure effected by the same. A tight closure can, however, be effected in other manner, for instance, as represented in Fig. 2.

In the opening in the seat B, which in this case is not beveled or provided with an india-rubber layer, we arrange a lid or cover D, made of two or more parts d' d^2, which are connected and guided by a centrally-arranged screw *i*. An india-rubber ring or strip *c* is clamped between the edges of these two parts, and when in normal condition protrudes somewhat beyond the edge of the cover. If, however, the two parts of the lid or cover d' d^2 are brought nearer together by means of the central screw *i*, the india-rubber ring will be pressed tightly against the edge of the opening in the seat.

As represented in Fig. 2, the cover is provided with a hinge C, which is, however, not necessary when the edge of the opening is beveled. The cleaning device consists of one or more receptacles *b*, in which an absorbent material—such as a sponge, for instance—is arranged. This receptacle *b* is connected with the aforementioned bolt or screw *i* by a suitable arm *a*.

By operating the receptacle or receptacles constituting the cleansing device *b* by means of the handle *h* one or more times the surface of the seat is thoroughly cleaned, and in order, to readily operate the lid or cover D we provide a second handle *h'*, which can be turned down.

It will be evident that it is not absolutely necessary that the cleaning device be arranged to turn around a single bolt or screw *i*, as the same can be guided in rails along the periphery of the lid or cover D or d^2; but we consider the latter arrangement less advantageous than the former.

The air-tight closing lid or cover D and the cleansing apparatus are so combined that by operating said cleansing apparatus the aforesaid two or more parts d' d^2 of the cover will be automatically tightened or loosened.

The arm *a* of the receptacle or cleaning device *b* is attached to a suitable nut *m*, to which the second handle *h'* is also fixed, so that when

the latter is turned in conjunction with the nut a compression or releasing of the india-rubber ensues.

The object of the spring *f*, Fig. 2, is to facilitate the removal of the parts d' d^2 of the lid from each other, but is not necessary when the india-rubber is sufficient for the purpose.

Having now particularly described the nature of our said invention, what we claim is—

1. In a commode, the combination, with the cover, of an arm *a*, pivoted thereon concentrically with the seat, and a cleansing device mounted on the arm, substantially as set forth.

2. In closets and the like, the combination, with the cover or lid D, of a cleansing apparatus consisting of the receptacle or vessel *b*, attached to the nut *m* and to the handle h' by means of the arm *a*, the whole being adapted to operate substantially as set forth.

3. In a closet-commode or the like, the combination, with the cover made in two parts, and the bolt *i*, passing through said parts, having a nut *m* and handle h' on its upper end, of the cleansing device *b*, connected to said nut and handle by means of the arm *a*, substantially as set forth.

In witness whereof we have hereunto signed our names in the presence of two subscribing witnesses.

STEFAN SIEMANG.
LEOPOLD GUTTMANN.

Witnesses:
EDMUND JUSSEN,
OTTO SCHIFFER.