(No Model.)

J. J. WITZEL.

BUTTON.

No. 590,197 Patented Sept. 14, 1897.

FIG. 1.

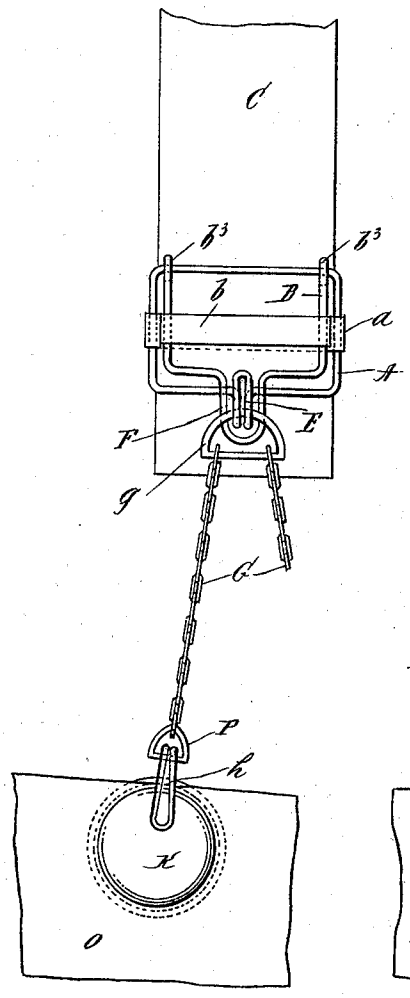

FIG. 2.

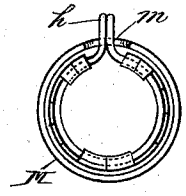

FIG. 3.

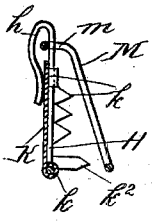

FIG. 4.

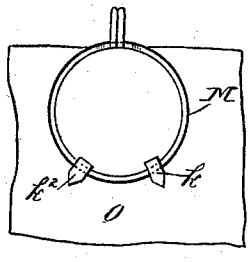

WITNESS:

John Buckler,

C. Gerst

INVENTOR

John J. Witzel.

BY

Edgar Tate & Co

ATTORNEYS

THE NORRIS PETERS CO., PHOTO-LITHO., WASHINGTON, D. C.

UNITED STATES PATENT OFFICE.

JOHN J. WITZEL, OF COLD WATER, NEW YORK.

BUTTON.

SPECIFICATION forming part of Letters Patent No. 590,197, dated September 14, 1897.

Application filed May 27, 1896. Serial No. 593,319. (No model.)

To all whom it may concern:

Be it known that I, JOHN J. WITZEL, a citizen of the United States, and a resident of Cold Water, in the county of Monroe and State of New York, have invented certain new and useful Improvements in Suspender-Buckles and Means for Connecting the Same with Trousers, of which the following is a specification, reference being had to the accompanying drawings, forming a part thereof, in which similar letters of reference indicate corresponding parts.

This invention relates to buttons which are adapted to be connected with the waistband of trousers, to which the suspenders are secured or with which they are connected; and the object of the invention is to provide an improvement in this class of devices.

The invention is fully disclosed in the following specification, of which the accompanying drawings form a part, in which—

Figure 1 is a front view of a portion of a suspender provided with a buckle, showing also a portion of the waistband of a pair of trousers which is provided with one of my improved buttons or fastening devices, said button or fastening device and said buckle being connected as when in use; Fig. 2, a front view of one of the buttons or fastening devices detached; Fig. 3, a sectional side view thereof, and Fig. 4 a back view attached to the waistband of trousers.

In the illustration of my improvement to clearly set forth the application of my invention I have shown the same connected with a buckle by chains G, which may be securely fastened to the said buckle in any approved way.

My improved button or fastening device, which is adapted to be connected with the trousers, consists of a wire ring H, at the upper side of which is an upwardly, backwardly, and downwardly curved hook h, and also provide a circular plate or disk K, which is secured to one side of said ring and which is provided at its perimeter with teeth or projections k, which are folded over said ring and by means of which said circular plate or disk is held thereto, and said circular disk or plate constitutes the back of the button, and at the lower edge thereof are teeth or projections k^2, which are much longer than the teeth or projections k, and I also provide a ring M, which is provided at its upper side with an outwardly-directed loop m, which is connected with the upwardly-directed portions of the hook H, and in practice the waistband of the trousers is passed between the disk or plate K and the ring M, and said ring M is then forced downwardly onto the side thereof opposite the disk or plate K, and the teeth or projections k^2 are passed through the waistband of the trousers and folded over said ring or the bottom portion thereof, as clearly shown in Fig. 4.

In Fig. 3 only a portion of the teeth or projections k are folded over the ring H, said parts being left in this position to better show the construction, and after the button or fastening device is secured to the waistband of the trousers in this manner, a portion of said waistband being shown at O in Figs. 1 and 4, the chains G are connected therewith, as shown in Fig. 1, said chains being provided at their lower ends with rings, loops, or similar devices P, which are passed into or beneath the hooks h on the button or fastening device.

When my improved button or fastening device is connected with the waistband of the trousers, as hereinbefore described, it is impossible for the same to come out and there is no danger of tearing the waistband or in otherwise injuring the same, and it is evident that changes in and modifications of the construction herein described may be made without departing from the spirit of my invention or sacrificing its advantages, and I reserve the right to make all such alterations therein and modifications thereof as fairly come within the scope of the invention.

Having fully described my invention, I claim as new and desire to secure by Letters Patent—

1. A button or fastening device comprising a ring having a hook or loop formed at one side thereof, a plate or disk secured to said ring at one side of the same by means of teeth or projections formed thereon, which are bent or folded over the ring, said disk having longer teeth or projections at one side, another ring which is provided with a loop adapted to engage with the hook on the first-mentioned ring, the last-mentioned ring being adapted to be

secured adjacent to the first-mentioned ring by folding said longer projections thereover substantially as shown and described.

2. A button or fastening device composed of a base-ring having formed at its outer side an outwardly and downwardly curved hook, a disk or plate secured thereto, by means of teeth or projections formed thereon, another ring provided with a loop which connects with said hook and which ring is held in place adjacent to the base-ring by longer teeth or projections formed on said disk substantially as shown and described.

3. A button or fastening device for use in connection with the waistband of trousers, and for connecting suspenders therewith, comprising a base-ring having at its upper side an upwardly and downwardly curved hook and a disk or plate secured thereto by means of teeth or projections formed on said plate, another ring provided with a loop which connects with said hook and which is connected with the base-ring by means of longer projections formed on said disk, said hook being constructed to receive chains having segmental heads by which connection is made with the suspender, said chains or other devices being connected with the buckle by means of a segmental ring, substantially as shown and described.

In testimony that I claim the foregoing as my invention I have signed my name, in presence of the subscribing witnesses, this 25th day of May, 1896.

JOHN J. WITZEL.

Witnesses:
FRANK J. WITZEL,
GEO. A. BAILEY.