



US00D350850S

**United States Patent** [19]  
**Angelini**

[11] **Patent Number: Des. 350,850**  
[45] **Date of Patent: \*\* Sep. 27, 1994**

[54] **JEWELRY CASE**

[75] **Inventor: Lamberto Angelini, Bologna, Italy**

[73] **Assignee: Paolo Maniglio, Bologna, Italy**

[\*\*] **Term: 14 Years**

[21] **Appl. No.: 9,561**

[22] **Filed: Apr. 20, 1993**

[52] **U.S. Cl. .... D3/273; D3/292;  
D3/294**

[58] **Field of Search .... D3/273, 292, 294;  
D9/424, 426, 432; 206/278, 305, 349**

[56] **References Cited**

**U.S. PATENT DOCUMENTS**

D. 106,777 11/1937 Voight et al. .... D3/294  
D. 161,067 11/1950 Thomson .... D3/294  
D. 236,291 8/1975 Schurman .... D3/273 X

D. 330,913 11/1992 Hiromori ..... D3/294 X  
D. 333,727 3/1993 Schurman ..... D3/294 X

*Primary Examiner*—Bernard Ansher

*Assistant Examiner*—Dominic Simone

*Attorney, Agent, or Firm*—Guido Modiano; Albert Josif;  
Daniel O'Byrne

[57] **CLAIM**

The ornamental design for jewelry-case, as shown.

**DESCRIPTION**

FIG. 1 is a perspective view of the jewelry-case showing my new design;

FIG. 2 is a front view thereof;

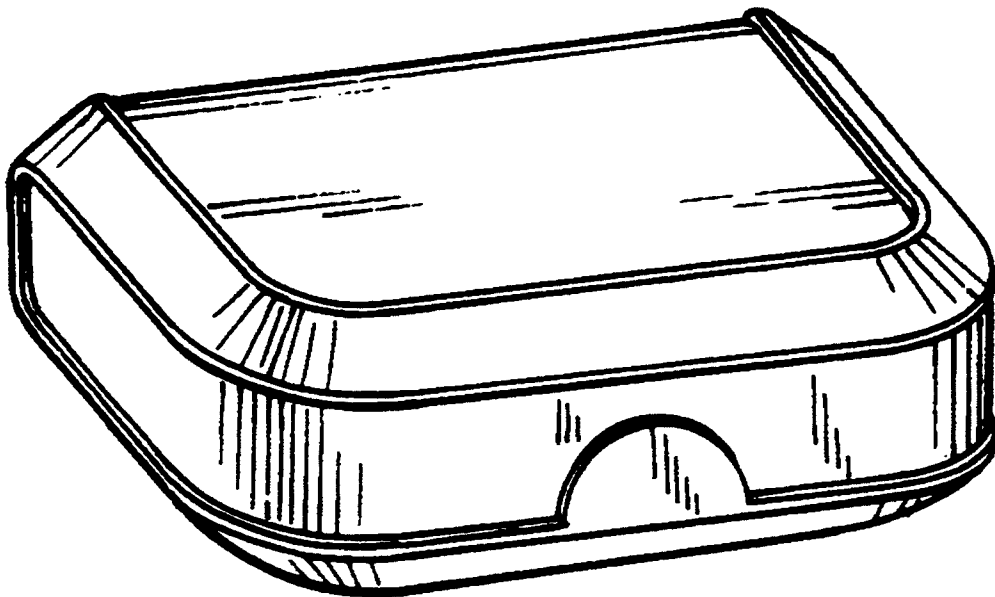
FIG. 3 is a rear view thereof;

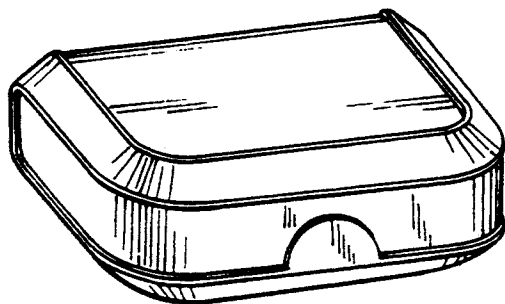
FIG. 4 is a view of one side thereof;

FIG. 5 is a view of the other side thereof;

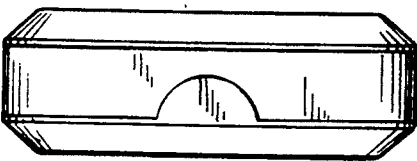
FIG. 6 is a plan view thereof, taken from above; and,

FIG. 7 is a plan view thereof, taken from below.






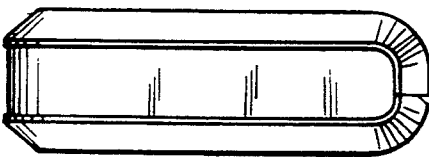
*Fig. 1*



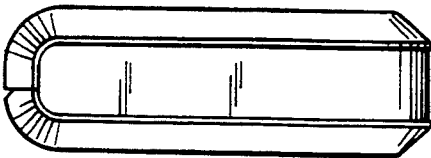
*Fig. 2*



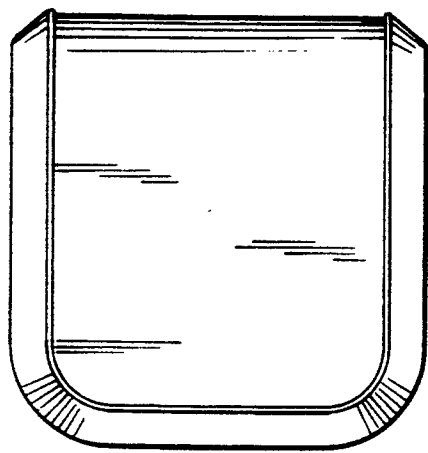
*Fig. 3*




*Fig. 4*



*Fig. 5*



*FIG. 6*



*FIG. 7*