



US00D456271S

(12) **United States Design Patent**
Maloney

(10) **Patent No.:** **US D456,271 S**

(45) **Date of Patent:** **** Apr. 30, 2002**

(54) **BOTTLE**

(76) **Inventor:** **T. P. Maloney**, 164 Richmond Road,
Ottawa, Ontario (CA), K1Z 6W2

(**) **Term:** **14 Years**

(21) **Appl. No.:** **29/137,560**

(22) **Filed:** **Feb. 26, 2001**

(30) **Foreign Application Priority Data**

Aug. 31, 2000 (CA) 2000-2345

(51) **LOC (7) Cl.** **09-01**

(52) **U.S. Cl.** **D9/560; D9/563; D9/574**

(58) **Field of Search** D9/516, 530, 520,
D9/523, 527, 529, 541, 542, 543, 544,
545, 549, 550, 563, 571-575; 215/381-384,
396, 398; 220/669-675

(56) **References Cited**

U.S. PATENT DOCUMENTS

D101,746 S * 10/1936 Toner D9/556
D225,834 S * 1/1973 Kneapler D9/571
D258,569 S * 3/1981 Grip D9/529
D282,640 S * 2/1986 Beaver et al. D9/542

D308,483 S * 6/1990 Weckman D9/542
D320,155 S * 9/1991 Plochman, III et al. D9/520
D333,985 S * 3/1993 Maginnis, Jr. D9/569
D360,134 S * 7/1995 Snyder D9/520
D375,900 S * 11/1996 DeVore D9/563
D431,781 S * 10/2000 Knobel D9/543

* cited by examiner

Primary Examiner—Ted Shooman

Assistant Examiner—Carol Rademaker

(74) *Attorney, Agent, or Firm*—Pillsbury Winthrop LLP

(57) **CLAIM**

The ornamental design for a bottle, as shown and described.

DESCRIPTION

FIG. 1 is a perspective view of a bottle according to the present invention;

FIG. 2 is a bottom plan view thereof;

FIG. 3 is a top plan view thereof;

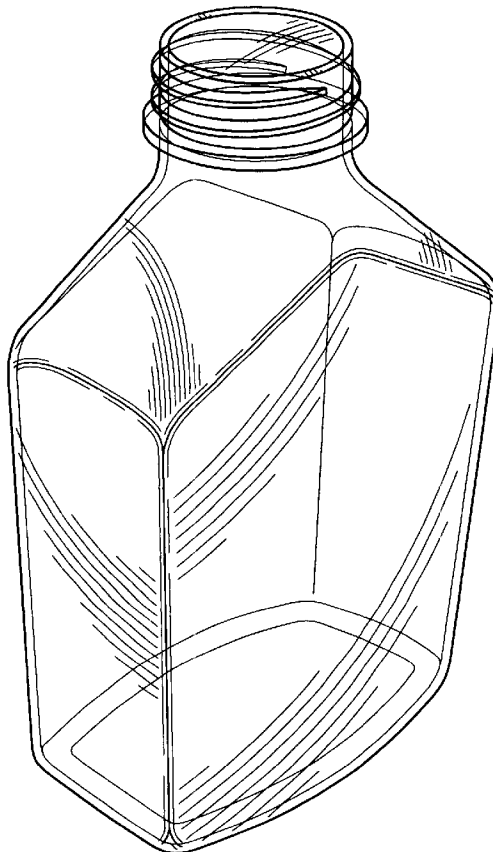
FIG. 4 is a front elevational view thereof;

FIG. 5 is a rear elevational view thereof;

FIG. 6 is a side elevational view thereof; and,

FIG. 7 is an opposite side elevational view thereof.

1 Claim, 3 Drawing Sheets



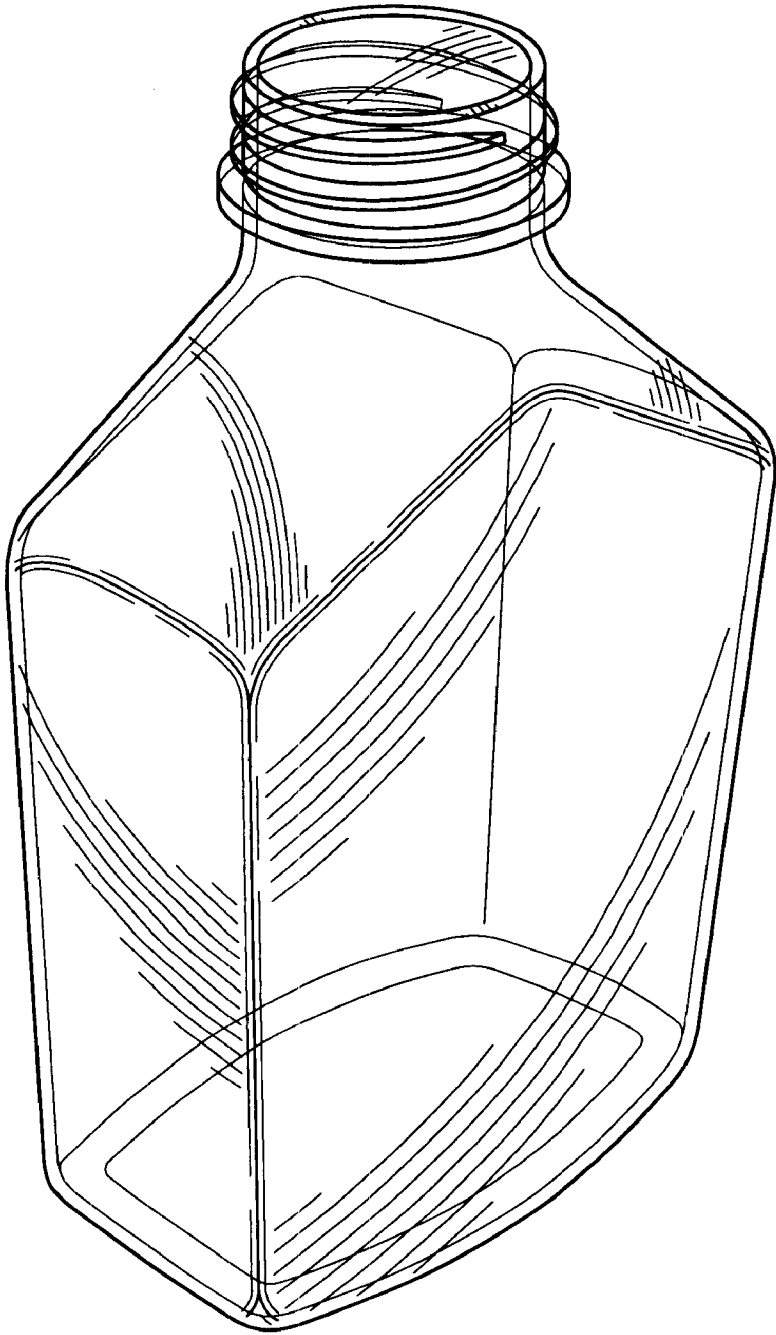


FIG. 1

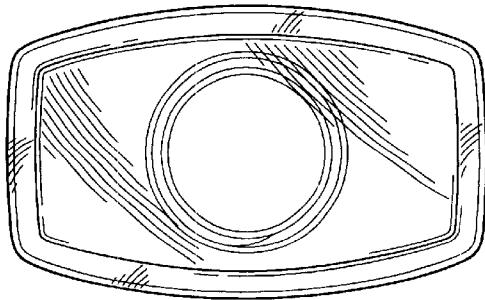


FIG. 2

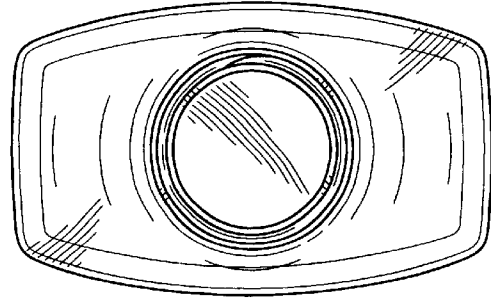


FIG. 3




FIG. 4

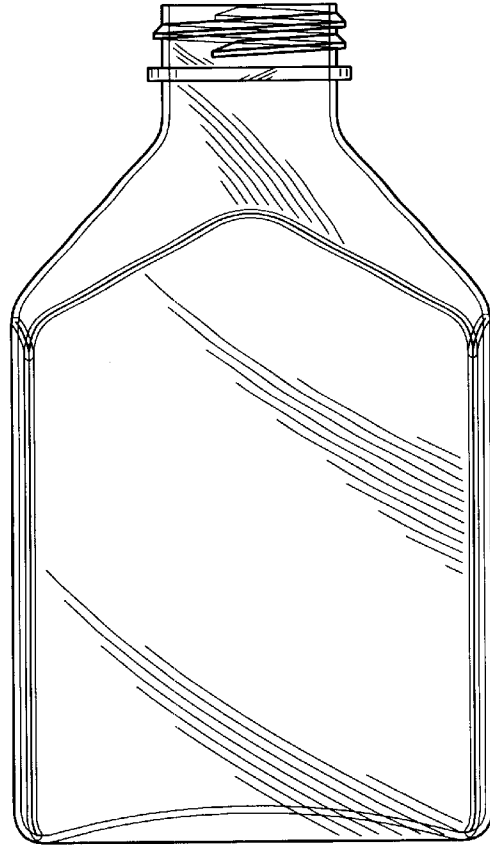


FIG. 5

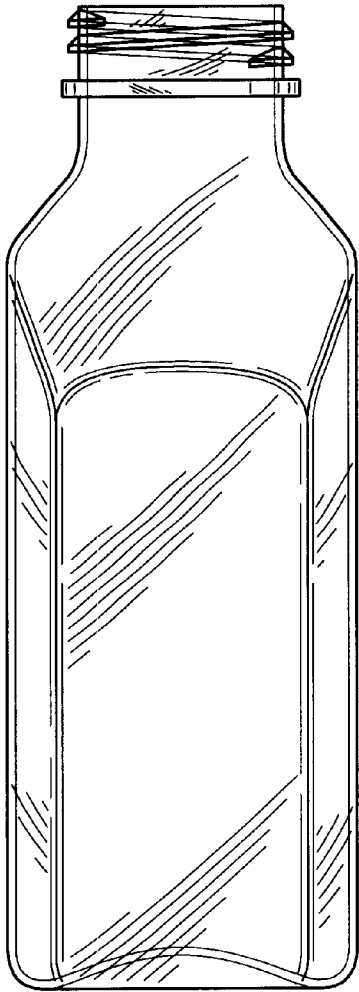


FIG. 6

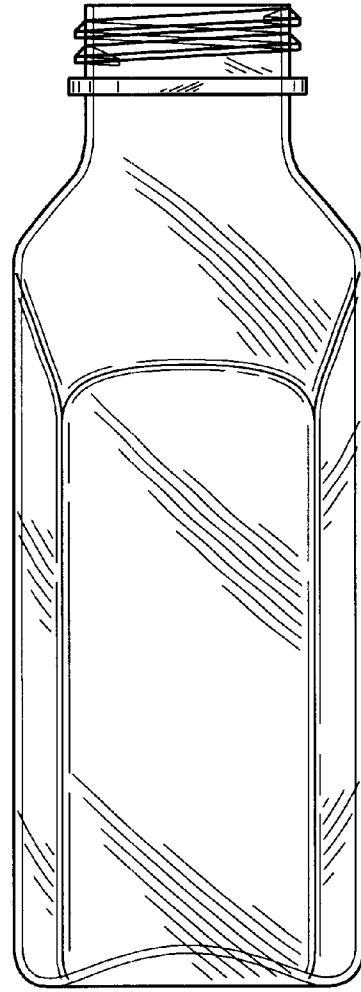


FIG. 7