

**(12) PATENT**  
**(19) AUSTRALIAN PATENT OFFICE**

**(11) Application No. AU 200077182 B2**  
**(10) Patent No. 782234**

(54) Title  
**Regioselective synthesis of rapamycin derivatives**

(51)<sup>7</sup> International Patent Classification(s)  
**C07F 007/18 C07D 311/00**  
**C07D 221/00 C07D 498/18**

(21) Application No: **200077182**

(22) Application Date: **2000.09.27**

(87) WIPO No: **WO01/23395**

(30) Priority Data

|                  |                   |              |
|------------------|-------------------|--------------|
| (31) Number      | (32) Date         | (33) Country |
| <b>09/408830</b> | <b>1999.09.29</b> | <b>US</b>    |

(43) Publication Date : **2001.04.30**

(43) Publication Journal Date : **2001.06.28**

(44) Accepted Journal Date : **2005.07.14**

(71) Applicant(s)  
**Wyeth**

(72) Inventor(s)  
**Chia-Cheng Shaw; John Hamilton Sellstedt; Razzak Noureldin; Gloria Karen Cheal; Genevieve Fortier**

(74) Agent/Attorney  
**PHILLIPS ORMONDE and FITZPATRICK, 367 Collins Street, MELBOURNE VIC 3000**

(56) Related Art  
**US 5120842**

AU 200077182

(12) INTERNATIONAL APPLICATION PUBLISHED UNDER THE PATENT COOPERATION TREATY (PCT)

(19) World Intellectual Property Organization  
International Bureau



(43) International Publication Date  
5 April 2001 (05.04.2001)

PCT

(10) International Publication Number  
WO 01/23395 A3

(51) International Patent Classification<sup>7</sup>: C07F 7/18, C07D  
498/18 // (C07D 498/18, 311:00, 278:00, 221:00)

(74) Agents: MILOWSKY, Arnold, S.; American Home Prod-  
ucts Corporation, Patent Law Dept. - 2B, One Campus  
Drive, Parsippany, NJ 07054 et al. (US).

(21) International Application Number: PCT/US00/26445

(22) International Filing Date:  
27 September 2000 (27.09.2000)

(25) Filing Language: English

(26) Publication Language: English

(81) Designated States (*national*): AE, AG, AL, AM, AT, AU,  
AZ, BA, BB, BG, BR, BY, BZ, CA, CH, CN, CR, CU, CZ,  
DE, DK, DM, DZ, EE, ES, FI, GB, GD, GE, GH, GM, HR,  
HU, ID, IL, IN, IS, JP, KE, KG, KP, KR, KZ, LC, LK, LR,  
LS, LT, LU, LV, MA, MD, MG, MK, MN, MW, MX, MZ,  
NO, NZ, PL, PT, RO, RU, SD, SE, SG, SI, SK, SL, TJ, TM,  
TR, TT, TZ, UA, UG, UZ, VN, YU, ZA, ZW.

(30) Priority Data:  
09/408,830 29 September 1999 (29.09.1999) US

(84) Designated States (*regional*): ARIPO patent (GH, GM,  
KE, LS, MW, MZ, SD, SL, SZ, TZ, UG, ZW), Eurasian  
patent (AM, AZ, BY, KG, KZ, MD, RU, TJ, TM), European  
patent (AT, BE, CH, CY, DE, DK, ES, FI, FR, GB, GR, IE,  
IT, LU, MC, NL, PT, SE), OAPI patent (BF, BJ, CF, CG,  
CI, CM, GA, GN, GW, ML, MR, NE, SN, TD, TG).

(71) Applicant: ~~AMERICAN HOME PRODUCTS COR-~~  
~~PORATION (US/US)~~; Five Giralda Farms, Madison, NJ  
07940-0874 (US).

Published:

— with international search report

(72) Inventors: SHAW, Chia-Cheng; 730 Saint Germain,  
Ville Saint Laurent, Quebec H4L 3R5 (CA). SELLST-  
EDT, John, Hamilton; 3570 Boulevard Saint Joseph,  
Lachine, Quebec H8T 1P7 (CA). NOURELDIN, Razzak;  
7360 Turner, Brossard, Quebec J4W 2X6 (CA). CHEAL,  
Gloria, Karen; 8213 A Levis Sauve, Lasalle, Quebec H8P  
3T3 (CA). FORTIER, Genevieve; 4800 Boulevard de  
Maisonnette Ouest #223, Westmount, Quebec H3Z 1M2  
(CA).

(88) Date of publication of the international search report:  
25 October 2001

For two-letter codes and other abbreviations, refer to the "Guid-  
ance Notes on Codes and Abbreviations" appearing at the begin-  
ning of each regular issue of the PCT Gazette.

(54) Title: REGIOSELECTIVE SYNTHESIS OF RAPAMYCIN DERIVATIVES

(57) Abstract: This invention provides a regioselective process for preparing a 42-ester or ether of rapamycin, and 31-silyl ether intermediates.

WO 01/23395 A3



## REGIOSELECTIVE SYNTHESIS OF RAPAMYCIN DERIVATIVES

### BACKGROUND OF THE INVENTION

5        This invention relates to the regioselective synthesis of derivatives of rapamycin at the 42-position, which are useful for inducing immunosuppression, and in the treatment of transplantation rejection, graft vs. host disease, autoimmune diseases, diseases of inflammation, adult T-cell leukemia/lymphoma, solid tumors, fungal infections, and hyperproliferative vascular disorders. More particularly this  
10    invention provides an essentially selective process for preparing 31-silyl protected ethers of rapamycin useful as intermediates to 42-esters and ethers of rapamycin.

      Rapamycin is a macrocyclic triene antibiotic produced by Streptomyces hygroscopicus, which was found to have antifungal activity, particularly against  
15    Candida albicans, both in vitro and in vivo [C. Vezina et al., J. Antibiot. 28, 721 (1975); S.N. Sehgal et al., J. Antibiot. 28, 727 (1975); H. A. Baker et al., J. Antibiot. 31, 539 (1978); U.S. Patent 3,929,992; and U.S. Patent 3,993,749].

      Rapamycin alone (U.S. Patent 4,885,171) or in combination with picibanil (U.S. Patent 4,401,653) has been shown to have antitumor activity. R. Martel et al.  
20    [Can. J. Physiol. Pharmacol. 55, 48 (1977)] disclosed that rapamycin is effective in the experimental allergic encephalomyelitis model, a model for multiple sclerosis; in the adjuvant arthritis model, a model for rheumatoid arthritis; and effectively inhibited the formation of IgE-like antibodies.

      The immunosuppressive effects of rapamycin have been disclosed in  
25    FASEB 3, 3411 (1989). Cyclosporin A and FK-506, other macrocyclic molecules, also have been shown to be effective as immunosuppressive agents, therefore useful in preventing transplant rejection [FASEB 3, 3411 (1989); FASEB 3, 5256 (1989); R.Y. Calne et al., Lancet 1183 (1978); and U.S. Patent 5,100,899].

      Rapamycin has also been shown to be useful in preventing or treating  
30    systemic lupus erythematosus [U.S. Patent 5,078,999], pulmonary inflammation [U.S. Patent 5,080,899], insulin dependent diabetes mellitus [U.S. Patent 5,321,009], smooth muscle cell proliferation and intimal thickening following vascular injury [U.S. Patent 5,516,781], adult T-cell leukemia/lymphoma [European Patent Application 525,960 A1], and ocular inflammation [U.S. Patent 5,387,589].

35

- 2 -


Numerous rapamycin 42-derivatives are known, typically being esters (carbon and sulfur based) or ethers of the 42-hydroxyl group of rapamycin, that are produced by esterification or etherification of the 42-position. Esterification of rapamycin at the 42-position was commonly prepared by directly reacting rapamycin with acylating agents in order to afford the desired product. The chemistry appeared to be rather simple. However, as rapamycin contains two secondary hydroxyl groups at positions 31 and 42, attempts to discriminate between these two functional centers in order to achieve a selective synthesis of 42-monoacylated product, posed a difficult challenge. This type of non-regioselective reaction also produced a 31,42-bis-acylated by-product and as well, some unreacted rapamycin remained in the reaction mixture. The final result was a lower yield that required extensive purification to obtain pure 42-monoacylated product. The problems can be illustrated by reference to the synthesis of 42-monoester such as rapamycin 42-ester with 2,2-bis-(hydroxymethyl)propionic acid (referred herein as compound [C]). For example, the synthesis of rapamycin 42-ester with 2,2-bis-(hydroxymethyl)propionic acid described in US patent 5,362,718, example 10, was non-regioselective, the 31,42-bisester by-product was also generated. As a result, the crude product [B] after work-up contains the desired product [B], 31,42-bisester by-product and unreacted rapamycin. In an effort to consume the remaining starting rapamycin, the reaction was allowed to proceed for a longer period with negative consequences, the quantity of the 31,42-bisester increased significantly. The resulting crude product [B] is contaminated with unreacted rapamycin and 31,42-bisester, and subsequent column chromatography purification effort has proved to be difficult as the 42,31-bisester has a very close retention time with product [B]. Overall, the major obstacle in large-scale production of compound [B] appears to be the non-regiospecificity that is further complicated by purification difficulties.

There is therefore a need for a regioselective synthesis of 42-esters or ethers of rapamycin.

There is a need for a process for selectively preparing 42-esters or ethers of rapamycin that is suitable for commercial or large scale production and which can be carried out efficiently.

The discussion of documents, acts, materials, devices, articles and the like is included in this specification solely for the purpose of providing a context for the present invention. It is not suggested or represented that any or all of these matters  
5 formed part of the prior art base or were common general knowledge in the field relevant to the present invention as it existed in Australia before the priority date of each claim of this application.

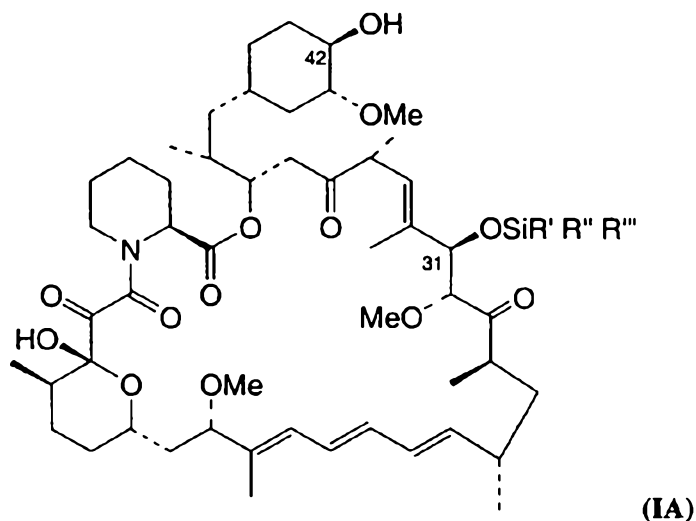
Throughout the description and the claims of this specification the word "comprise"  
10 and variations of the word, such as "comprising" and "comprises" is not intended to exclude other additives, components, integers or steps.



- 3 -

## DESCRIPTION OF THE INVENTION

In a first aspect this invention provides a regioselective process for preparing a 31-silyl ether of rapamycin, eg a compound of formula IA



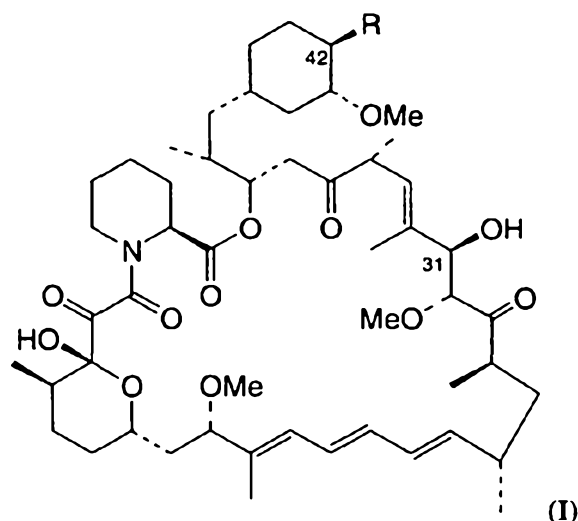
wherein R', R'' and R''' are each organic groups such as alkyl groups preferably containing 1 to 6 carbon atoms, eg 1 to 4 carbon atoms most preferably methyl, ethyl and propyl, which comprises:

- 10
- (a) treating rapamycin with a silylating agent to form rapamycin 31,42-bis-silyl ether; and
  - (b) hydrolysing the 42-silyl ether group in cold dilute acid to provide rapamycin 31-silyl ether, eg a compound of formula (I) above.

15 The rapamycin 31-silyl ether may be acylated or etherified on the 42-hydroxy group followed by removal of the 31-silyl protecting group and any other protecting group that might be present to give desired 42-esters or ethers of rapamycin.

20 Accordingly in a second aspect this invention provides a regioselective method for the preparation of a 42-ester or ether rapamycin having the structure (I)

- 4 -



wherein R is an ester or ether, which comprises:

- (a) treating rapamycin with a silylating agent to form rapamycin 31,42-bis-silyl ether;
- 5 (b) hydrolysing the 42-silyl ether in cold dilute acid to provide rapamycin 31-silyl ether;
- (c) treating the rapamycin 31-silyl ether with a suitable esterifying or etherifying reagent to form rapamycin 31-silyl ether 42-ester or ether; and
- 10 (d) hydrolysing the 31-silyl ether in cold dilute acid and if desired removing any protecting group on R simultaneously or sequentially to provide the desired rapamycin 42-ester or ether.

Preferred 42-esters and ethers of rapamycin which can be prepared by the method provided by this invention are disclosed in the following patents, which are

- 15 all hereby incorporated by reference: alkyl esters (U.S. Patent 4,316,885); aminoalkyl esters (U.S. Patent 4,650,803); fluorinated esters (U.S. Patent 5,100,883); amide esters (U.S. Patent 5,118,677); carbamate esters (U.S. Patent 5,118,678); silyl ethers (U.S. Patent 5,120,842); aminoesters (U.S. Patent 5,130,307); acetals (U.S. Patent 5,51,413); aminodiester (U.S. Patent 5,162,333); sulfonate and sulfate esters (U.S. Patent 5,177,203); esters (U.S. Patent 5,221,670); alkoxyesters (U.S. Patent 5,233,036); O-aryl, -alkyl, -alkenyl, and -alkynyl ethers (U.S. Patent 5,258,389); carbonate esters (U.S. Patent 5,260,300); arylcarbonyl and alkoxycarbonyl carbamates (U.S. Patent 5,262,423); carbamates (U.S. Patent 5,302,584); hydroxy-esters (U.S. Patent 5,362,718; WO 95/28406); hindered esters (U.S. Patent 5,385,908); heterocyclic esters (U.S. Patent 5,385,909); gem-disubstituted esters
- 25

- 5 -

(U.S. Patent 5,385,910); amino alkanoic esters (U.S. Patent 5,389,639); phosphorylcarbamate esters (U.S. Patent 5,391,730); carbamate esters (U.S. Patent 5,411,967); carbamate esters (U.S. Patent 5,434,260); amidino carbamate esters (U.S. Patent 5,463,048); carbamate esters (U.S. Patent 5,480,988); carbamate esters (U.S. Patent 5,480,989); carbamate esters (U.S. Patent 5,489,680); hindered N-oxide esters (U.S. Patent 5,491,231); biotin esters (U.S. Patent 5,504,091); and O-alkyl ethers (U.S. Patent 5,665,772). These patents also disclose various values for the equivalent of R in formula (I) above and methods for esterification or etherification utilized in step (c), above.

10 Particularly preferred values for R in formula (I) above are

(a)  $-O-C=O.CR^7R^8R^9$ ; (ie., esters) wherein:

$R^7$  is hydrogen, alkyl of 1-6 carbon atoms, alkenyl of 2-7 carbon atoms, alkynyl of 2-7 carbon atoms,  $-(CR^3R^4)_fOR^{10}$ ,  $-CF_3$ ,  $-F$ , or  $-CO_2R^{11}$ ;

$R^8$  and  $R^9$  are each, independently, hydrogen, alkyl of 1-6 carbon atoms, or  $-(CR^3R^4)_fOR^{10}$ ; or  $R^8$  and  $R^9$  may be taken together to form X;

$R^{10}$  is hydrogen, alkyl of 1-6 carbon atoms, alkenyl of 2-7 carbon atoms, alkynyl of 2-7 carbon atoms, triphenylmethyl, benzyl, alkoxymethyl of 2-7 carbon atoms, chloroethyl, or tetrahydropyranyl;

X is 5-(2,2-di-(alkyl of 1-6 carbon atoms))[1,3]dioxanyl, 5-(2-spiro(cycloalkyl of 3-8 carbon atoms))[1,3]dioxanyl, 4-(2,2-di-(alkyl of 1-6 carbon atoms))[1,3]-dioxanyl, 4-(2-spiro(cycloalkyl of 3-8 carbon atoms))[1,3]dioxanyl, 4-(2,2-di-(alkyl of 1-6 carbon atoms))[1,3]dioxalanyl, or 4-(2-spiro(cycloalkyl of 3-8 carbon atoms))[1,3]dioxalanyl;

$R^3$  and  $R^4$  are each, independently, hydrogen, alkyl of 1-6 carbon atoms, alkenyl of 2-7 carbon atoms, alkynyl of 2-7 carbon atoms, trifluoromethyl, or  $-F$ ;

and

$f = 0-6$ ; with the proviso that R contains at least one  $-(CR^3R^4)_fOR^{10}$  or X group;

and

(b)  $-OR^1$  (ie., ethers) where  $R^1$  is alkyl, thioalkyl, arylalkyl, hydroxyalkyl, dihydroxyalkyl, hydroxyalkylarylalkyl, dihydroxyalkylarylalkyl, alkoxyalkyl, acyloxyalkyl, aminoalkyl, alkylaminoalkyl, alkoxy-carbonylaminoalkyl, acylaminoalkyl, arylsulfonamidoalkyl, allyl, dihydroxyalkylallyl, and dioxolanylallyl, carbalkoxyalkyl, wherein "alk-" or "alkyl" refers to  $C_{1-6}$  alkyl, branched or linear, preferably  $C_{1-3}$  alkyl, in which the carbon chain may be optionally interrupted by an ether ( $-O-$ )



- 6 -

linkage; "acyl" represents alkylcarbonyl and "aryl" has 6-10 carbon atoms and includes phenyl, naphthyl and the like.

Most preferably R' is selected from hydroxyalkyl, hydroxyalkoxyalkyl, acylaminoalkyl, and aminoalkyl; especially 40-O-(2-hydroxy)ethyl-rapamycin, 40-O-(3-hydroxy)propyl-rapamycin, 40-O-[2-(2-hydroxy)ethoxy]ethyl-rapamycin, and 40-O-(2-acetaminoethyl)-rapamycin).

Most preferably R in formula I is 2,2-bis(hydroxymethyl)propionyloxy or 2,2,5-trimethyl[1,3-dioxane-5-carbonyloxy.

10 With regard to step (a) the silylation may be carried out in an inert solvent, e.g. ethyl acetate; preferably in the presence of a suitable base, e.g. imidazole. The reaction may be carried out at low temperature, eg room temperature or below eg 0°C; preferably 0-5°C. It is preferred that the 31-, and 42-hydroxyl groups are protected as trialkyl silyl ethers. The 42-silyl protected hydroxyl group of the 31, 42-  
15 bis-silylated rapamycin can be selectively cleaved under mildly acidic conditions to provide 31-silyl rapamycin. The silylating agents used for this transformation are common, commercially available chloroalkylsilanes, such as chlorotrimethylsilane, chlorotriethylsilane or chlorotripropylsilane. However, the bulkier the trialkylsilane, the more time is needed to deprotect in acid media during the penultimate chemical  
20 step to regenerate the 31-hydroxyl group. Also, a longer reaction time in the acid media generates more degradation by-products. Although chlorotrimethylsilane, chloro-triethylsilane or chlorotripropylsilane can be used for the preparation of rapamycin 31-O-trialkylsilyl ethers, chlorotrimethylsilane is the preferred silylating agent. The trimethylsilyl group is more acid labile and therefore easier to de-protect  
25 during the transformation and in effect, this minimizes the formation of degradation products. In a preferred process rapamycin is treated with excess chlorotrimethylsilane in ethyl acetate at 0 - 5°C in the presence of an organic base and the 42- and 31- hydroxyl groups of rapamycin are silylated to form rapamycin 31,42-bis-O-trimethylsilyl ether in quantitative yield. The common organic bases such as  
30 imidazole, 1-methylimidazole, triethylamine and N, N-diisopropylethylamine can be used for the general silylation reaction. However, imidazole is found to be the

- 7 -

preferred base for the silylation of rapamycin as the reaction can be completed within 30 minutes.

With regard to step (b) we have surprisingly found that de-protection to remove the 42-silyl ether group of rapamycin 31,42-bis-O-silyl ether to form rapamycin 31-O-silyl ether may be carried out in cold dilute acid essentially quantitatively producing only very small amounts of by products such as rapamycin (ie the product of complete deprotection) eg less than 20% but generally less than 10% relative to 31 silyl ether. As is shown herein the product of the deprotection step (b) can comprise as much as ~80% or more of the 31-silyl ether protected rapamycin and less than ~10% rapamycin with the possibility of rapamycin levels being reduced to as low as ~1%. This selective deprotection is conveniently carried out using dilute organic or inorganic acid, especially inorganic acids such as sulfuric, hydrochloric or phosphoric, e.g <2.5N, preferably 0.8N to about 2.5N, most preferably 0.1N to 1N. Sulfuric acid is particularly preferred. Preferably the reaction is carried out in a two phase aqueous acid /organic solvent system e.g using ethyl acetate as the second phase, particularly where trimethylsilyl is used as the protecting group which can be selectively removed in for example about 2 to 3 hours. Desirably low reaction temperatures e.g about 25°C or below, preferably about 15°C or below are used, such as from about -5°C to + 10°C, most preferably from 0 to 5°C. Most preferably the de-protection is effected after the silylation reaction *in situ* at 0 - 5°C with ethanol, ethanol-water mixtures, water and dilute inorganic or organic acids. Sulfuric acid (0.5 N) is particularly preferred since the reaction is clean and can be completed in 2 - 5 hours which is convenient for commercial production. However longer reaction times have been found necessary where less reactive silyl protecting groups are employed, eg tri-ethylsilyl or tri-propylsilyl and in such cases a single phase solvent system can be used to selectively de-protect, eg acid/acetone.

A number of organic solvents can be used for silylation and in particular, DMF is often mentioned in the literature. However, in this invention, ethyl acetate is the preferred solvent for step (a) so that a two phase reaction medium is used for the subsequent deprotection step (b).

With regard to step (c) the esterification or etherification of the 31-protected rapamycin can be carried out under conditions described in the patents listed above. For example, in Scheme I shown hereinafter, the acylation of rapamycin 31-

- 8 -

trimethylsilyl ether was accomplished using 2,4,6-trichlorobenzoyl mixed anhydride of 2,2,5-trimethyl[1.3-dioxane]-5-carboxylic acid in the presence of 4-dimethylaminopyridine or a similar reagent. In addition, 2,2,5-trimethyl[1.3-dioxane]-5-carboxylic acid chloride was also found to be an effective acylation agent in this invention in the presence of 4-dimethylaminopyridine or a similar reagent. For the acylation conditions, methylene chloride is the preferred solvent rather than tetrahydrofuran which was described in the prior art. The reaction may be carried out at a temperature of from about -50°C to about +25°C. However, lower reaction temperatures of less than 0°C, with -20 to -15°C or lower being more preferred, provide better results than the room temperature acylation described in US Patent 5,362,718.

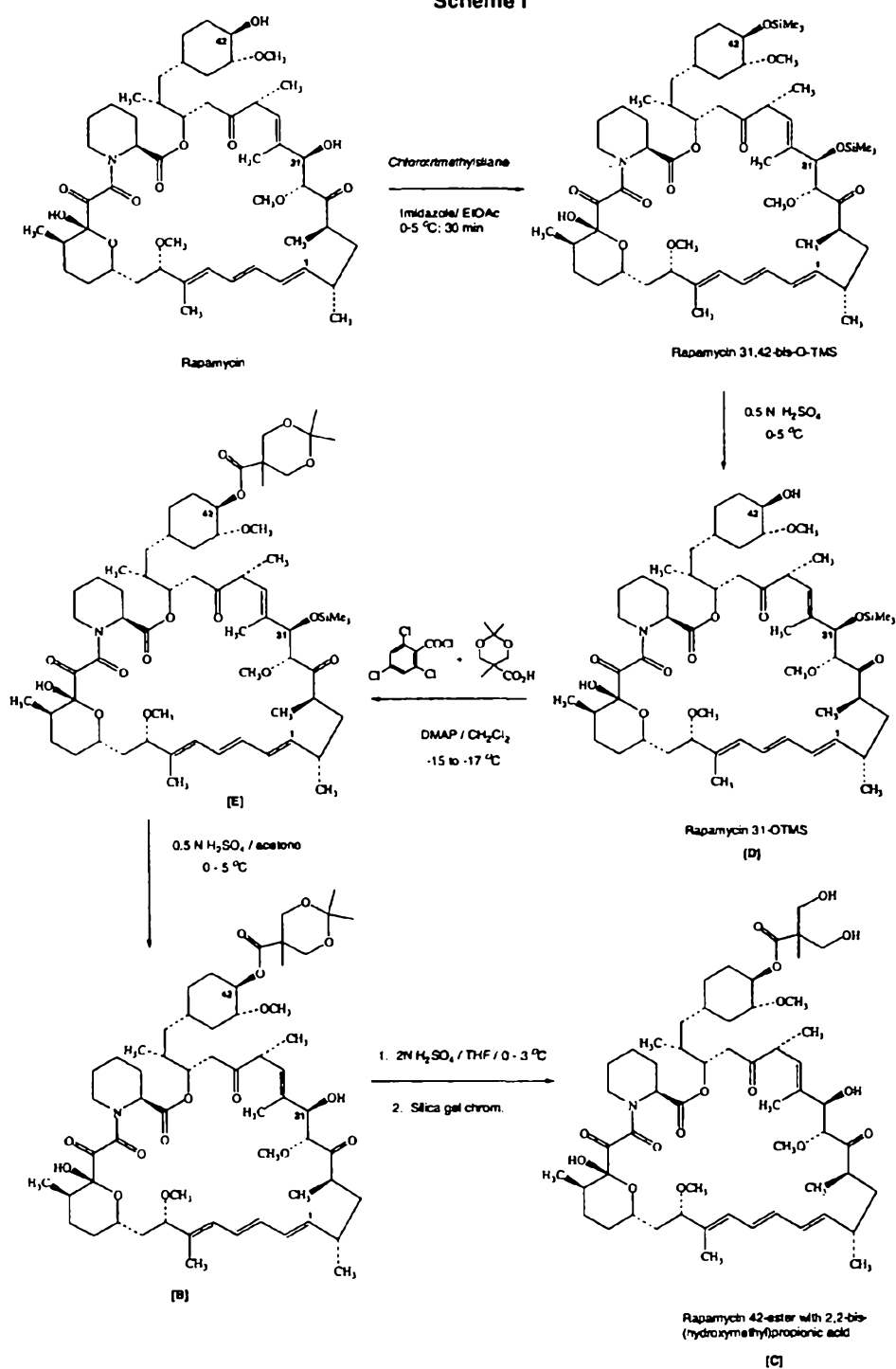
With regard to step (d) the removal of the 31 silyl protecting group from the 42-esterified or etherified-31 silyl rapamycin may be effected by hydrolysing eg using dilute acid such as described above, preferably a dilute inorganic acid such as sulfuric, hydrochloric or phosphoric acid. Depending on whether it is desired to remove other protecting groups simultaneously the acid may be about 0.1N to about 3N; preferably from about 0.2N to about 2N, most preferably about 0.5N. Conveniently step (d) is carried out in a single phase aqueous acid/organic solvent system, eg. where the organic solvent is acetone. The reaction may be carried out at a temperature about 25°C or below, eg. from about -5°C to about 10°C, preferably from about 0°C to about 5°C.

In the following Scheme I, the acylation products, 31-O-TMS, 42-(protected-hydroxy) esters (compound [E]) can be further treated with diluted acid to convert them to 42-(protected-hydroxy) esters (compound [B]) or used directly to make final product 42-hydroxyesters (final product [C]). This methodology can be used to prepare other esters or ethers of rapamycin, by simply varying the esterifying or etherifying agent used.

The following scheme also illustrates the regioselective preparation of rapamycin 42-ester with 2,2-bis-(hydroxymethyl)propionic acid, as a representative 42-ester of rapamycin, which can be prepared according to the method provided in this invention. The original synthesis of rapamycin 42-ester with 2,2-bis-(hydroxymethyl)propionic acid is disclosed in US Patent 5,362,718.

- 9 -

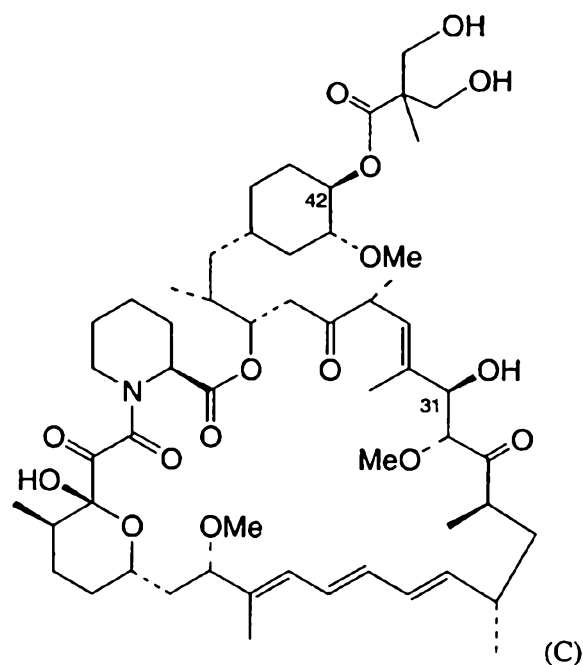
Scheme I



- 10 -

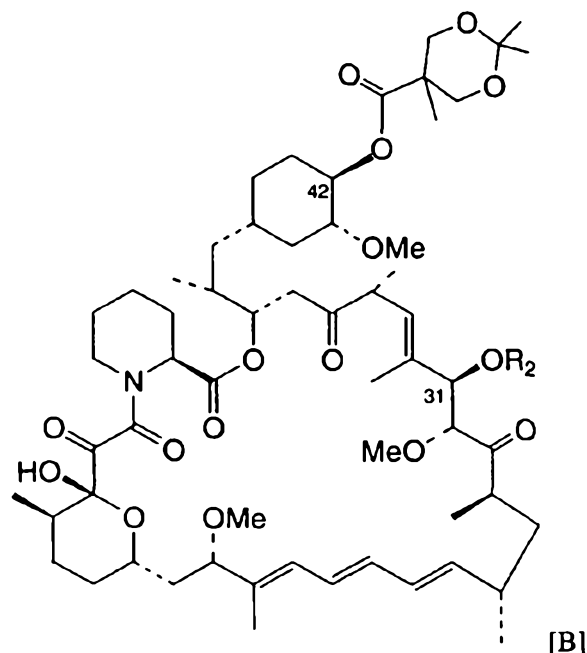
In Scheme I, conversion of compound [B] to rapamycin 42-ester with 2,2-bis-(hydroxymethyl)propionic acid [C], can be accomplished under mildly acidic conditions. It is preferred that aqueous sulfuric acid is used, as it minimizes the formation of impurities generated when aqueous hydrochloric acid is used, as described in the US Patent 5,362,718. The tetraene impurity formed when using hydrochloric acid has been reported to be difficult to separate from the desired product by column chromatography (Caufield *et al*, Tetrahedron Lett., 1994, 37, 6835). It is also preferable to carry out the hydrolysis at 0 - 5°C rather than room temperature as described in US Patent 5,362,718.

Accordingly this invention also provides a process for preparing a compound of formula (C):



which comprises hydrolysing a compound of formula (B):

- 11 -



in which  $R_2$  is hydrogen or  $-SiR'R''R'''$  wherein  $R'$ ,  $R''$  and  $R'''$  are the same or different selected from alkyl of 1-6 carbon atoms, phenyl and benzyl; using dilute sulfuric acid, eg using 1N to 3N sulfuric acid. Preferably the reaction is carried out at a temperature of  $-5^\circ\text{C}$  to  $+10^\circ\text{C}$ . Tetrahydrofuran is preferably used as solvent.

The synthetic route disclosed in this invention provides several distinct advantages over the synthetic methodology which has been published for the preparation of rapamycin esters or ethers; mainly in the yield and ease of purification of the desired 42-esters or ethers. As this is a regioselective synthesis, the overall yields of the desired 42-esters or ethers is dramatically improved. For example, the synthetic methodology taught in US Patent 5,362,718 provides compound [B] in a 35% yield, whereas, the synthesis of [B] is accomplished in 85% yield using the methodology disclosed herein. Additionally, the conversion to rapamycin 42-ester with 2,2-bis-(hydroxymethyl)propionic acid from [B] is accomplished in approximately 75% yield using the process described herein, whereas only a 20% conversion is provided using the methodology of US Patent 5,362,718.

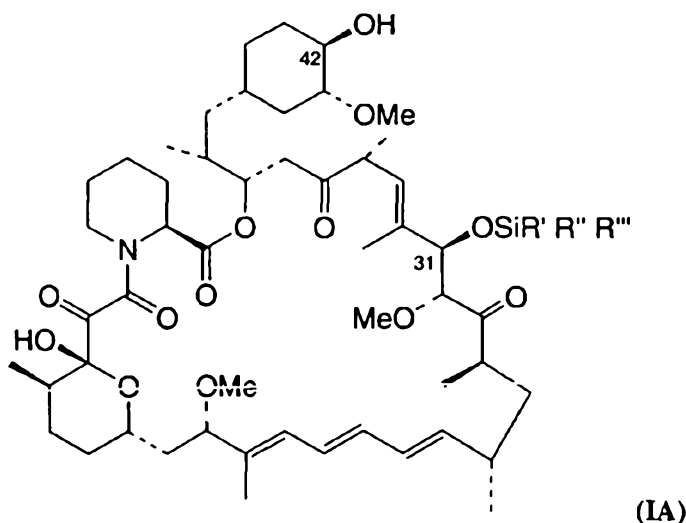
Using the same methodology, 42-ethers of rapamycin can be prepared in a regioselective manner. As an example, US Patent 5,665,772 discloses the preparation of 40-O-alkyl ethers of rapamycin in a non-regioselective manner. Owing to nomenclature differences, the 42-position of rapamycin (as named in this invention)

- 12 -

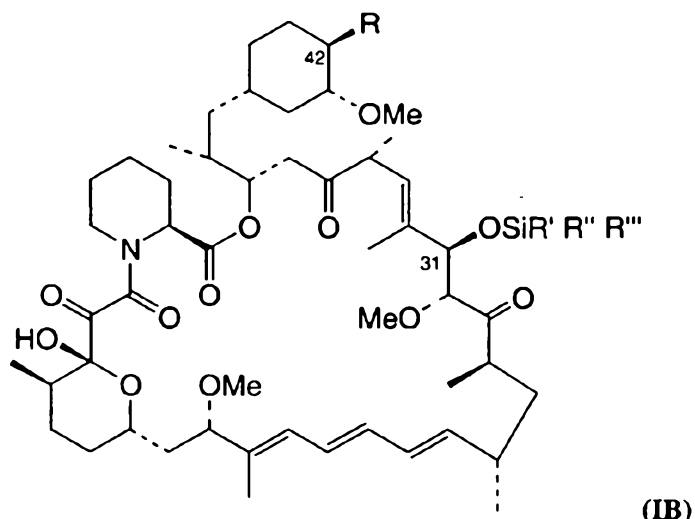
is referred to as the 40-position in US Patent 5,665,772. These positions are identical. Using the methodology disclosed herein, rapamycin 31-O-trimethylsilyl ether can be treated with, for example, 2-(t-butyldimethylsilyl)oxyethyl triflate to provide 31-O-trimethylsilyl, 42-O-[2-(t-butyldimethylsilyl)oxy]ethyl-rapamycin. Removal of the  
5 silyl protecting groups from the 31-hydroxyl group of rapamycin and from the 42-hydroxyethyl moiety can be accomplished under mildly acidic conditions, such as dilute sulfuric acid to provide 42-O-(2-hydroxy)ethyl rapamycin. The non-regioselective formation of other 42-ethers of rapamycin is disclosed in US Patent 5,665,772. These also can be prepared regioselectively via rapamycin 31-O  
10 trimethylsilyl ether.

This invention also covers 31-silyl ethers of rapamycin and 31-silyl ethers of 42-esterified or etherified derivatives of rapamycin, which are useful in the preparation of the 42-esters and ethers of rapamycin, as disclosed herein. The silicon  
15 moiety as represented by  $-\text{SiR}'\text{R}''\text{R}'''$ , contains 3 groups which can be the same or different. Typical silyl ethers of this invention contain  $\text{R}'$ ,  $\text{R}''$ , or  $\text{R}'''$  moieties which are alkyl of 1-6 carbon atoms, phenyl, or benzyl groups. The alkyl groups can be branched or straight chain. It is preferred that  $\text{R}'$ ,  $\text{R}''$ , and  $\text{R}'''$  be alkyl groups, and more preferred that  $\text{R}'$ ,  $\text{R}''$ , and  $\text{R}'''$  are methyl or ethyl. It is still more preferred that  
20 the 31-silyl ether is rapamycin 31-O-trimethylsilyl ether.

Accordingly this invention provides 31-silyl ethers of formula (IA) and (IB):



- 13 -



in which formulae,

R is an ester or ether group such as described above and R', R'' and R''' are the same  
 5 or different selected from alkyl of 1-6 carbon atoms, phenyl and benzyl.

The following examples illustrate the preparation of rapamycin 31-silyl ethers and a rapamycin 42-ester, which is representative of the compounds which can be prepared by the processes of this invention.

10

#### EXAMPLE 1

##### Rapamycin 31-O-trimethylsilyl ether

A solution of rapamycin (25.0 g, 92.4 % strength; 25.28 mmol) in 750 mL ethyl acetate was cooled to 0 - 5°C; 7.5 g (110.20 mmol) of imidazole was added and  
 15 stirred to form a solution. To this cold solution 11.0 g (101.25 mmol) of chlorotrimethylsilane was added dropwise over 30 min and stirred for a further 30 min at 0 - 5°C in order to complete the formation of rapamycin 31,42-bis-O-trimethylsilyl ether. A 50 mL quantity of 0.5 N sulfuric acid was added dropwise over a 10 min period and the mixture was stirred for 2.5 h at 0 - 5°C. The reaction mixture was transferred  
 20 into a separatory funnel and the aqueous layer was separated and extracted with 125 mL ethyl acetate. The organic layers were combined and successively washed with brine (125 mL), saturated sodium bicarbonate solution (100 mL), water (125 mL x 2) then brine to pH 6 - 7. The organic layer was dried over anhydrous sodium sulfate and evaporated under reduced pressure to give a beige color foam product, 28.5 g



- 14 -

(theory 24.94 g). HPLC analysis showed it contained 86% (by area %) of rapamycin 31-O-trimethylsilyl ether and 7% of rapamycin. The product was used directly for the subsequent reaction.

- 5 LC/MS electrospray (+) mode (M - H) = 985. <sup>1</sup>H NMR (400 MHz, d-6 DMSO) δ 4.60 (m, 1H, (42C)OH), 4.10 (m, 1H, C(31) H), 3.09 (m, 1H, C(42) H), -0.027 (s, 9H, 31-O-TMS).

## EXAMPLE 2

10 2,2,5-Trimethyl[1.3-dioxane]-5-carboxylic acid chloride

A solution of 2,2,5-trimethyl[1.3-dioxane]-5-carboxylic acid (17.42 g, 0.1 mol) in 200 mL of dry toluene was warmed to 40°C, and 26.0 mL of oxalyl chloride (37.83 g, 0.3 mol) added dropwise over a period of 30 min and then stirred at 40°C for 2.5 h. The reaction mixture was evaporated under reduced pressure to remove solvent and excess oxalyl chloride. The residual product was evaporated twice with dry toluene (200 mL), then dried under high vacuum at 40°C for 2 h to obtain 19.75 g of product as an orange colored liquid. <sup>1</sup>H NMR (300 MHz, CDCl<sub>3</sub>) δ 4.28 (2H, d, J = 10.5 Hz), 3.76 (2H, d, J = 10.5 Hz), 1.46 (3H, s), 1.29 (3H, s). <sup>13</sup>C NMR (75 MHz, CDCl<sub>3</sub>) δ 176.43, 98.76, 66.06, 52.07, 25.82, 21.20, 18.10.

20

## EXAMPLE 3

Rapamycin 31-O-trimethylsilyl ether, 42-ester with 2,2,5-trimethyl[1.3-dioxane]-5-carboxylic acid

### Method A:

- 25 To a solution of the 2,2,5-trimethyl[1.3-dioxane]-5-carboxylic acid (9.77 g, 56.08 mmol) and N,N-diisopropylethylamine (12.00 g, 92.80 mmol) in 200 mL methylene chloride at room temperature under nitrogen, 2,4,6-trichlorobenzoyl chloride (13.35 g, 54.73 mmol) was added and the resulting mixture was stirred for 5 hours at room temperature. The reaction mixture was cooled to -20 to -15°C and a solution of rapamycin 31-O-trimethylsilyl ether (28.50 g, crude, made from 25.28 mmol of rapamycin) in 120 mL methylene chloride was added. A solution of 4-dimethylaminopyridine (11.68 g, 95.60 mmol) in 110 mL methylene chloride was added dropwise over a 2 h period. The reaction mixture was further stirred for 16 h at
- 30

- 15 -

-15 to -16°C. The reaction mixture was quenched with 100 mL water and the organic layer was separated and washed with 0.5 N sulfuric acid (180 mL), followed by brine (100 mL), saturated sodium bicarbonate solution (100 mL), water (100 mL x 2), brine (100 mL) to pH 6- 7. The organic layer was dried over anhydrous sodium sulfate and  
5 evaporated under reduced pressure to afford the title compound (33.18 g) as a beige color foam.

LC/MS electrospray (+) mode ( $M + NH_4$ ) = 1160.  $^1H$  NMR (400 MHz, d-6 DMSO)  $\delta$   
4.57 (m, 1H, C(42)H), 4.10 (m, 1H, C(31) H), 4.03 (d, 2H), 3.57 (d, 2H), 1.34 (s,  
10 3H), 1.24 (s, 3H), 1.13 (s, 3H), -0.023 (s, 9H, 31-O-TMS)

#### Method B:

A solution of rapamycin 31-O-trimethylsilyl ether (11.00g; from 10.0 g of rapamycin; 11.15 mmol) in 120 mL methylene chloride, containing 2 mL of N,N,-  
15 dimethylformamide, was stirred under nitrogen and cooled to -15°C, 4-dimethyl-aminopyridine (4.80 g, 39.29 mmol) was added and the mixture was stirred to form a solution. To this cold solution a 7.5% solution of 2,2,5-trimethyl[1.3-dioxane]-5-carboxylic acid chloride (42.18 g; 16.42 mmol) in methylene chloride was added dropwise over a 2 h period. The solution was further stirred for 1 h at -15°C, and an  
20 additional 7.5% solution of acid chloride (14.06 g, 5.47 mmol) in methylene chloride was added over a 30 min period. The reaction mixture was further stirred for 16 h at -15°C to -16°C. The reaction mixture was quenched with 100 mL brine and the organic layer was separated and washed with cold 0.5 N sulfuric acid (100 mL), brine (100 mL), saturated sodium bicarbonate solution (100 mL) water (100 mL), brine  
25 (100 mL) to pH 6 - 7. The organic layer was dried over anhydrous sodium sulfate and evaporated under reduced pressure to afford product (12.15 g) as a yellow foam.

#### EXAMPLE 4

##### Rapamycin 42-ester with 2,2,5-trimethyl[1.3-dioxane]-5-carboxylic acid

30 A solution of rapamycin 31-O-trimethylsilyl ether, 42-ester with 2,2,5-trimethyl[1.3-dioxane]-5-carboxylic acid (33.18 g; from example 3, method A) in 100 mL of acetone was stirred and cooled to 0 - 5°C. To this cold solution 17 mL of 0.5 N sulfuric acid was added dropwise over a 10 min period and the mixture was stirred

- 16 -

for 2.5 h at 0 - 5°C. A solution of sodium bicarbonate (1.44 g) in 20 mL water was added over a period of 20 min followed by an additional 33 mL water over a period of 30 min; the product started to precipitated after about 1 h of stirring. The mixture was stirred overnight at 0 - 5°C and after filtration the solid product was washed with  
5 60 mL of acetone-water (1:1). The product was dried in a vacuum oven at 30°C to obtain 28.85 g of product (83.9% strength, 89.3% overall yield from rapamycin). The <sup>1</sup>H NMR of the product was identical to the product described in US Patent 5,362,718 example 10.

## 10 EXAMPLE 5

Rapamycin 42-ester with 2,2-bis-(hydroxymethyl)propionic acid

## Method A:

A solution of rapamycin 42-ester with 2,2,5-trimethyl[1.3-dioxane]-5-carboxylic acid (28.85 g; from example 4) in 276 mL of tetrahydrofuran was stirred and cooled to 0 -  
15 5°C. To this cold solution 83 mL of cold 2 N sulfuric acid was added dropwise over a 30 min period and the mixture was stirred for 60 h at 0 - 5°C. The reaction mixture was diluted with 600 mL of ethyl acetate and washed with 120 mL brine. The aqueous layer was extracted once with 120 mL of ethyl acetate and the organic extracts were combined and washed with saturated sodium bicarbonate solution (120  
20 mL), water (200 mL x 2) and brine (120 mL) to pH 6 -7. The organic phase was dried over anhydrous sodium sulfate and evaporated under reduced pressure at room temperature to obtain product (28.42 g), as a beige color foam. The crude product was chromatographed on a silica gel column and eluted with 30% acetone in heptane to give 18.06 g of pure product, a white solid (69.4% overall from rapamycin). The  
25 <sup>1</sup>H NMR of the product is identical to the product described in US Patent 5,362,718 example 11.

## Method B:

A solution of rapamycin 31-O-trimethylsilyl ether, 42-ester with 2,2,5-trimethyl[1.3-dioxane]-5-carboxylic acid (23.25 g, prepared from 20.06 g of rapamycin, strength 92.7%, 20.34 mmol) in 230 mL of tetrahydrofuran was stirred and cooled to  
30 0 - 5°C. To this cold solution 115 mL of cold 2 N sulfuric acid was added dropwise over a 45 min period and the mixture was stirred for 88 h at 0 - 5°C. The reaction mixture was diluted with 500 mL of ethyl acetate and washed with 100 mL brine.

- 17 -

The aqueous layer was extracted once with 100 mL of ethyl acetate and the organic extracts were combined and washed with saturated sodium bicarbonate solution (80 mL), water (80 mL x2) and brine (100 mL) to pH 6 -7. The organic phase was dried over anhydrous sodium sulfate and evaporated under reduced pressure at room temperature to afford product (22.48 g), a beige color foam. The crude product was chromatographed on a silica gel column and eluted with 30% acetone in heptane to give 16.50 g of pure product as a white solid (78.4% overall from rapamycin). The <sup>1</sup>H NMR of the product is identical to the product described in US Patent 5,362,718 example 11.

10

## EXAMPLE 6

Rapamycin 31,42-bis-O-trimethylsilyl ether

A solution of rapamycin (10.0 g, 94.3% strength; 10.3 mmol) in 150 mL ethyl acetate was cooled to 0 - 5°C; 3.0 g (44 mmol) of imidazole was added and stirred to form a solution. To this cold solution, 4.4 g (40.5 mmol) of chlorotrimethylsilane was added dropwise over a 20 min period and following this, the solution was stirred at 0 - 5°C for a further 30 min. The reaction mixture was filtered to remove the imidazole HCl and the filtrate was evaporated under reduced pressure to obtain a yellow foam. Heptane (200 mL) was added and stirred at room temperature for 20 min and the mixture was filtered. The filtrate was washed with 40 mL of saturated sodium bicarbonate solution, then twice with water (80 mL), then brine (50 mL). The organic layer was dried over anhydrous sodium sulfate and evaporated to obtain the product, a yellow foam of 11.42 g (98.6%).

25 LC/MS electrospray (-) mode (M - H) = 1057. <sup>1</sup>H NMR (400 MHz, d-6 DMSO) δ 4.10 (m, 1H, C(31) H), 3.31 (m, 1H, C(42) H), 0.057 (s, 9H, 42-O-TMS), -0.027 (s, 9H, 31-O-TMS).

## EXAMPLE 7

30 Rapamycin 31-O-triethylsilyl ether

A solution of rapamycin (5.00 g, 92.7% strength; 5.07 mmol) in 75 mL ethyl acetate was cooled to 0 - 5°C; 1.50 g (22.03 mmol) of imidazole was added and stirred to form a solution. To this cold solution, 3.05 g (20.23 mmol) of chlorotriethylsilane

- 18 -

was added dropwise over a 10 minutes period. The mixture was stirred for 30 min at 0 - 5°C, then stirred at room temperature overnight to complete the formation of rapamycin 31,42-bis-O-triethylsilyl ether. Following filtration of the reaction mixture, the filtrate was evaporated under reduced pressure at room temperature to remove most of the solvent. The residual solution (ca. 10 mL) was dissolved in 60 mL acetone and 15 mL of 0.15 N sulfuric acid was added and the mixture stirred for 25 h at 0 - 5°C. The rapamycin 31,42-bis-O-triethylsilyl ether disappeared at this stage. The reaction mixture was diluted with 80 mL of ethyl acetate and successively washed with brine (60 mL x 2), saturated sodium bicarbonate solution (40 mL), water (60 mL x 2), brine (60 mL) to pH 6 - 7. The organic layer was dried over anhydrous sodium sulfate and evaporated under reduced pressure to obtain a product of light yellow gum, 6.92 g (theory 5.21 g). HPLC analysis showed it contained 95.2% (by area %) rapamycin 31-O-triethylsilyl ether and 0.9% rapamycin.

## EXAMPLE 8

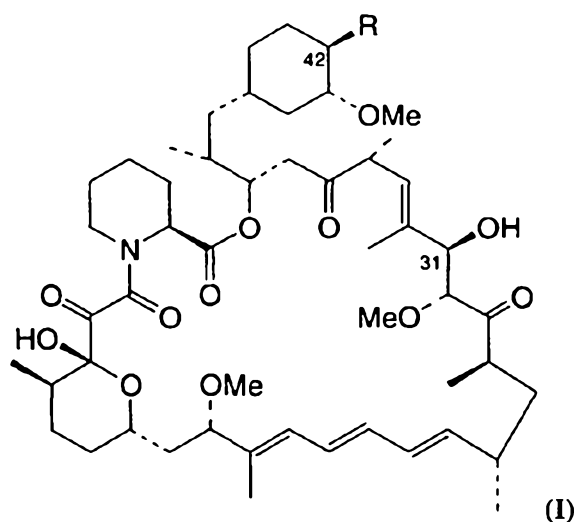
Rapamycin 31-O-tripropylsilyl ether

A solution of rapamycin (5.00 g, 92.7% strength; 5.07 mmol) in 75 mL ethyl acetate was cooled to 0 - 5°C; 1.50 g (22.03 mmol) of imidazole was added and stirred to form a solution. To this cold solution, 3.91 g (20.3 mmol) of chlorotripropylsilane was added dropwise over 10 min period. The mixture was stirred for 30 min at 0 - 5°C, then at room temperature for 21 hours to complete the formation of rapamycin 31,42-bis-O-tripropylsilyl ether. Following filtration of the reaction mixture, the filtrate was evaporated under reduced pressure at room temperature to remove most of the solvent and the residual solution was dissolved in 60 mL acetone. A 15 mL quantity of 0.25 N of sulfuric acid was added and the mixture was stirred for 45 h at 0 - 5°C; the rapamycin 31,42-bis-O-tripropylsilyl ether disappeared at this stage. The reaction mixture was diluted with 100 mL of ethyl acetate, and successively washed with brine (40 mL x 2), saturated sodium bicarbonate solution (40 mL), water (40 mL x 2), and brine (50 mL) to pH 6 - 7. The organic layer was dried over anhydrous sodium sulfate and evaporated under reduced pressure to obtain a product of light yellow gum, 8.07 g (theory 5.43 g). HPLC analysis showed it contained 96.7% (by area %) of rapamycin 31-O-tripropylsilyl ether and 1% of rapamycin.

- 19 -

CLAIMS

1. A process for preparing rapamycin 31-silyl ether, which comprises:
  - (a) reacting rapamycin with a silylating agent to form rapamycin 31,42-bis-silyl ether; and
  - (b) hydrolysing the 31,42-bis-silyl ether with cold dilute acid to provide rapamycin 31-silyl ether.
2. A process for preparing a 42-ester or ether of rapamycin having the structure



wherein R is an ester or ether, which comprises:

- (a) reacting rapamycin with a silylating agent to form rapamycin 31,42-bis-silyl ether;
- (b) hydrolysing the 31,42-bis-silyl ether in cold dilute acid to provide rapamycin 31-silyl ether;
- (c) reacting the rapamycin 31-silyl ether with a suitable esterifying or etherifying reagent to form rapamycin 31-silyl ether 42-ester or ether; and
- (d) hydrolysing the 31-silyl ether in cold dilute acid to provide the desired rapamycin 42-ester or ether; if desired sequentially or simultaneously removing any other protecting group present.

- 20 -

3. A process as claimed in claim 2 in which R in the compound of formula (I) is selected from:

either

5 (i)  $-O-C=O.CR^7R^8R^9$ ; (ie., esters) wherein:

$R^7$  is hydrogen, alkyl of 1-6 carbon atoms, alkenyl of 2-7 carbon atoms, alkynyl of 2-7 carbon atoms,  $-(CR^3R^4)_fOR^{10}$ ,  $-CF_3$ ,  $-F$ , or  $-CO_2R^{11}$ ;

$R^8$  and  $R^9$  are each, independently, hydrogen, alkyl of 1-6 carbon atoms, or  $-(CR^3R^4)_fOR^{10}$ ; or  $R^8$  and  $R^9$  may be taken together to form X;

10  $R^{10}$  is hydrogen, alkyl of 1-6 carbon atoms, alkenyl of 2-7 carbon atoms, alkynyl of 2-7 carbon atoms, triphenylmethyl, benzyl, alkoxyethyl of 2-7 carbon atoms, chloroethyl, or tetrahydropyranyl;

X is 5-(2,2-di-(alkyl of 1-6 carbon atoms))[1,3]dioxanyl, 5-(2-spiro(cycloalkyl of 3-8 carbon atoms))[1,3]dioxanyl, 4-(2,2-di-(alkyl of 1-6 carbon atoms))[1,3]-  
15 dioxanyl, 4-(2-spiro(cycloalkyl of 3-8 carbon atoms))[1,3]dioxanyl, 4-(2,2-di-(alkyl of 1-6 carbon atoms))[1,3]dioxalanyl, or 4-(2-spiro(cycloalkyl of 3-8 carbon atoms))[1,3]dioxalanyl;

$R^3$  and  $R^4$  are each, independently, hydrogen, alkyl of 1-6 carbon atoms, alkenyl of 2-7 carbon atoms, alkynyl of 2-7 carbon atoms, trifluoromethyl, or  $-F$ ;

20 and

$f = 0-6$ ; with the proviso that R contains at least one  $-(CR^3R^4)_fOR^{10}$  or X group;

or

(ii)  $-OR^1$  (ie., ethers) where  $R^1$  is alkyl, thioalkyl, arylalkyl, hydroxyalkyl, dihydroxyalkyl, hydroxyalkylarylalkyl, dihydroxyalkylarylalkyl, alkoxyalkyl, acyloxyalkyl, aminoalkyl, alkylaminoalkyl, alkoxycarbonylaminoalkyl, acyl-aminoalkyl, arylsulfonamidoalkyl, allyl, dihydroxyalkylallyl and dioxolanylallyl, carbalkoxyalkyl; wherein "alk-" or "alkyl" refers to  $C_{1-6}$  alkyl, branched or linear, preferably  $C_{1-3}$  alkyl, in which the carbon chain may be optionally interrupted by an  
30 ether ( $-O-$ ) linkage; "acyl" represents alkylcarbonyl and "aryl" has 6-10 carbon atoms.

- 21 -

4. A process as claimed in claim 3 in which R<sup>1</sup> is selected from hydroxyalkyl, hydroxyalkoxyalkyl, acylaminoalkyl, and aminoalkyl.

5. A process as claimed in claim 4 in which R<sup>1</sup> is selected from 2-hydroxyethyl; 3-hydroxypropyl; 2-[(2-hydroxy)ethoxy]ethyl and 2-acetaminoethyl.

6. A process as claimed in claim 2 in which R in the compound of formula (I) is 2,2-bis (hydroxymethyl)propionyloxy or 2,2,5-trimethyl[1.3-dioxane]-5-carbonyloxy.

10

7. A process as claimed in claim 6 in which the esterification step (c) is carried out using 2,2,5-trimethyl[1,3-dioxane]-5-carboxylic acid chloride or the 2,4,6-trichlorobenzoyl mixed anhydride of 2,2,5-trimethyl[1.3-dioxane]-5-carboxylic acid.

8. A process as claimed in claim 7 which is carried out in a solvent comprising methylene chloride.

15

9. A process as claimed in claim 7 or claim 8 which is carried out at a temperature of from about -50°C to about 25°C

20

10. A process as claimed in any one of claims 2 to 9 wherein the acid in step (d) is a dilute inorganic acid.

11. A process according to claim 10 wherein the acid is sulphuric, hydrochloric or phosphoric acid.

25

12. A process according to any one of claims 2 to 11 wherein the acid used in step (d) is from about 0.1N to about 3N.

13. A process according to any one of claims 2 to 11 wherein the acid used in step (d) is from about 0.2N to about 2N.

30



- 22 -

14. A process according to any one of claims 2 to 11 wherein the acid used in step (d) is about 0.5N.

15. A process according to any one of claims 2 to 14 wherein step (d) is carried out in a single phase aqueous acid/organic solvent system.

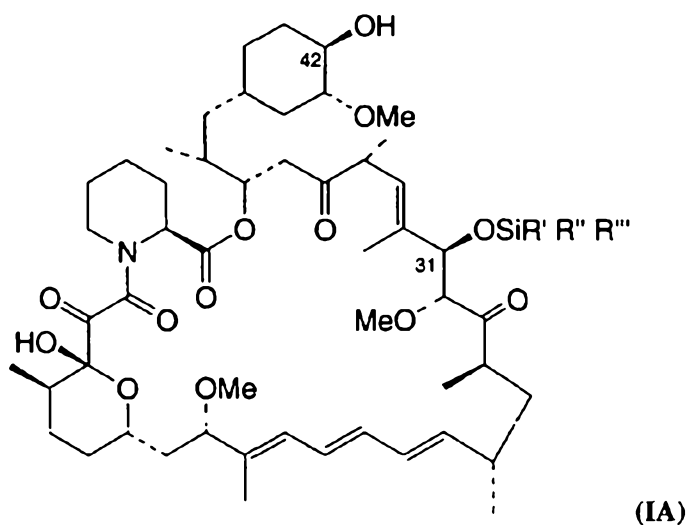
16. A process according to claim 15 wherein the organic solvent is acetone.

17. A process according to any one of claims 2 to 16 wherein step (d) is carried out at a temperature from about 25°C or below.

18. A process according to any one of claims 2 to 16, wherein step (d) is carried out at a temperature from about -5°C to about 10°C.

19. A process according to any one of claims 2 to 16 wherein step (d) is carried out at a temperature from about 0°C to about 5°C.

20. A process according to any one of claims 1 to 19 in which the 31-silyl ether prepared in step (b) has the formula IA:



- 23 -

wherein R', R'' and R''' are the same or different selected from alkyl of 1-6 carbon atoms, phenyl and benzyl.

21. A process according to any one of claims 1 to 20 wherein the  
5 silylating agent in step (a) is a tri-(C<sub>1</sub>-C<sub>6</sub>)alkylsilyl halide.

22. A process according to claim 21 wherein the silylating agent in step  
(a) is trimethylsilyl chloride.

10 23. A process as claimed in any one of claims 1 to 22 in which the  
silylation step (a) is carried out in an inert solvent in the presence of a suitable base.

24. A process according to claim 23 wherein the base is imidazole, 1-  
methylimidazole, triethylamine, or N, N-diisopropylethylamine.  
15

25. A process according to any one of claims 1 to 24 wherein the acid in  
step (b) is a dilute inorganic acid.

26. A process according to claim 25 wherein the acid is sulfuric,  
20 hydrochloric or phosphoric acid.

27. A process according to any one of claims 1 to 26 wherein the acid  
used in step (b) is from about 0.08N to about 2.5N.

25 28. A process according to any one of claims 1 to 26 wherein the acid  
strength in step (b) is from about 0.1N to about 1N.

29. A process according to any one of claims 1 to 26, wherein the acid  
used in step (b) is about 0.5N.  
30

30. A process according to any one of claims 1 to 29, wherein step (b) is  
carried out in a two phase aqueous acid/water-immiscible organic solvent system.

- 24 -

31. A process according to claim 30 wherein the water-immiscible organic solvent is ethyl acetate.

32. A process according to any one of claims 1 to 31 wherein step (b) is  
5 carried out at a temperature from about 25°C or below.

33. A process according to any one of claims 1 to 31 wherein step (b) is carried out at a temperature from about -5°C to about 10°C.

10 34. A process according to any one of claims 1 to 31 wherein step (b) is carried out at a temperature from about 0°C to about 5°C.

35. A process for preparing rapamycin 42-ester with 2,2-bis-(hydroxymethyl)propionic acid, which comprises:

15 (a) reacting rapamycin with a silylating agent to form rapamycin 31,42-bis-silyl ether;

(b) selectively hydrolyzing the 42-silyl ether in cold dilute acid to provide rapamycin 31-silyl ether;

20 (c) acylating the rapamycin 31-silyl ether with 2,2,5-trimethyl[1.3-dioxane]-5-carboxylic acid chloride or the 2,4,6-trichlorobenzoyl mixed anhydride of 2,2,5-trimethyl[1.3-dioxane]-5-carboxylic acid to give rapamycin 31-O-trimethylsilyl ether, 42-ester with 2,2,5-trimethyl[1.3-dioxane]-5-carboxylic acid;

and (d)  
either

25 (i) selectively hydrolyzing the 31-silyl ether in cold dilute acid to provide rapamycin 42-ester with 2,2,5-trimethyl[1.3-dioxane]-5-carboxylic acid; followed by treating the rapamycin 42-ester with 2,2,5-trimethyl[1.3-dioxane]-5-carboxylic acid with dilute acid to provide 42-ester with 2,2-bis-(hydroxymethyl)propionic acid;

or

30 (ii) treating the rapamycin 31-O-trimethylsilyl ether, 42-ester with 2,2,5-trimethyl[1.3-dioxane]-5-carboxylic acid with dilute acid to provide 42-ester with 2,2-bis-(hydroxymethyl)propionic acid;

- 25 -

36. The process according to claim 35 wherein the acylation step (c) is carried out at a temperature less than 0°C.

5

37. A process for preparing 42-O-(2-hydroxy)ethyl-rapamycin which comprises:

(a) reacting rapamycin with a silylating agent to form rapamycin 31,42-bis-silyl ether;

10 (b) selectively hydrolyzing the 42-silyl ether in cold dilute acid to provide rapamycin 31-silyl ether;

(c) reacting the rapamycin 31-silyl ether with an ethylene glycol equivalent containing an acid labile hydroxyl protecting group protected on one terminus of the ethylene glycol equivalent and a leaving group suitable for alkylating a hydroxyl group as the other terminus of the ethylene glycol equivalent.

15

(d) hydrolysing the protecting groups on the 31-position and on the 42-hydroxyethyl position under mildly acidic conditions.

38. The process according to claim 37 wherein the silylating agent is a trialkylsilyl halide.

20

39. The process according to claim 38 wherein the silylating agent is chlorotrimethylsilane.

40. The process according to any one of claims 37 to 39 wherein the ethylene glycol equivalent is 2-(t-butyltrimethylsilyl)oxyethyl triflate).

25

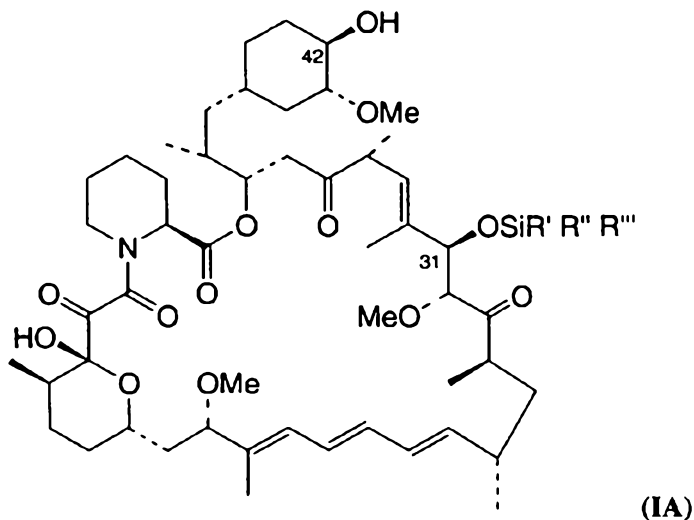
41. The process according to claim 40 wherein the acid used in steps (b) and (d) is sulfuric acid.

30

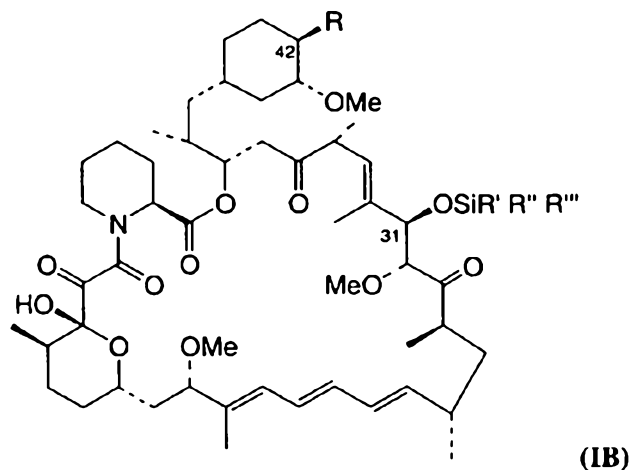
42. A compound which is a rapamycin 31-O-silyl ether.

- 26 -

43. A compound according to claim 42 which has the formula IA or IB:



or



5 in which formulae,

R is an ester or ether group,

and R', R'' and R''' are the same or different selected from alkyl of 1-6 carbon atoms, phenyl and benzyl.

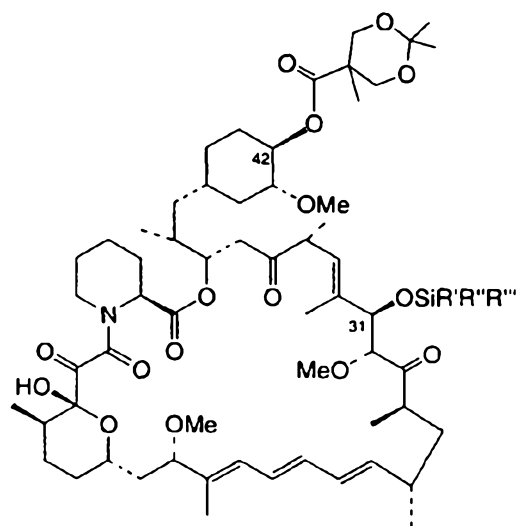
- 10 44. A compound of claim 42 wherein R is as defined in claim 3.

45. A compound of claim 42 or claim 43 in which the 31-O-silyl ether is a tri-(C<sub>1</sub>-C<sub>6</sub>)alkylsilyl ether.

- 15 46. A compound of claim 42, which is rapamycin 31-O-trimethylsilyl ether.

- 27 -

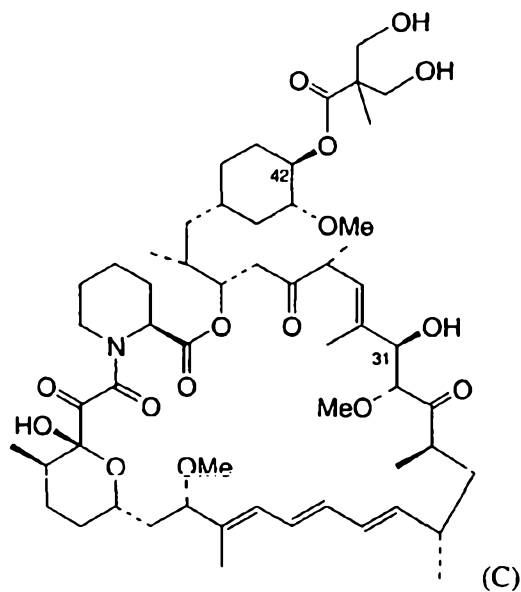
47. A compound of claim 42 which has formula (D)



wherein R', R'' and R''' are the same or different selected from alkyl of 1-6 carbon  
5 atoms, phenyl and benzyl.

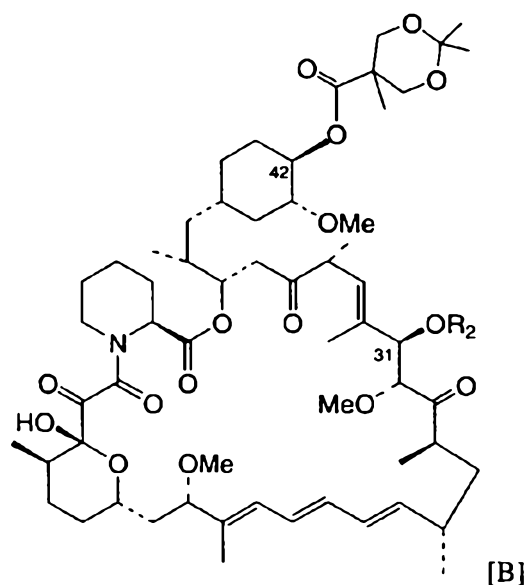
48. A compound of claim 42 which is rapamycin 31-O-trimethylsilyl  
ether, 42-ester with 2,2,5-trimethyl[1.3-dioxane]-5-carboxylic acid.

- 10 49. A process for preparing a compound of formula (C):



- 28 -

which comprises hydrolysing a compound of formula (B):



in which  $R_2$  is hydrogen or  $-\text{SiR}'\text{R}''\text{R}'''$  wherein  $\text{R}'$ ,  $\text{R}''$  and  $\text{R}'''$  are the same or different  
 5 selected from alkyl of 1-6 carbon atoms, phenyl and benzyl;  
 using dilute sulfuric acid.

50. A process as claimed in Claim 49 which is carried out using 1N to 3N  
 sulfuric acid.

10

51. A process as claimed in Claim 49 or Claim 50 which is carried out at a  
 temperature of  $-5^\circ\text{C}$  to  $+10^\circ\text{C}$ .

52. A process as claimed in any one of Claims 49 to 51 which is carried  
 15 out in the presence of tetrahydrofuran solvent.

53. A rapamycin 31-silyl ether produced by a process according to claim 1.

54. A 42-ester or ether of rapamycin produced by a process according to claim 2.

5

55. A rapamycin 42-ester with 2, 2-bis-(hydroxy-methyl) propionic acid produced by a process according to claim 35.

10

56. A 42-O-(2-hydroxy)ethyl-rapamycin produced by a process according to claim 37.

57. A compound of formula (C) produced by a process according to claim 49.

15

58. A process according to claim 1, substantially as hereinbefore described with reference to any of the Examples.

59. A process according to claim 2, substantially as hereinbefore described with reference to any of the Examples.

20

60. A process according to claim 35, substantially as hereinbefore described with reference to any of the Examples.

61. A process according to claim 37, substantially as hereinbefore described with reference to any of the Examples.

25

62. A compound according to claim 42, substantially as hereinbefore described with reference to any of the Examples.

30

63. A process according to claim 49, substantially as hereinbefore described with reference to any of the Examples.

Dated: 08 July 2003

PHILLIPS ORMONDE & FITZPATRICK

Attorneys for:

35

WYETH