



US00D387750S

United States Patent [19]
Kodosky

[11] **Patent Number:** **Des. 387,750**
[45] **Date of Patent:** ****Dec. 16, 1997**

[54] **CASE STRUCTURE ICON FOR A DISPLAY SCREEN OF A PROGRAMMED COMPUTER SYSTEM**

[75] **Inventor:** **Jeffrey L. Kodosky, Austin, Tex.**

[73] **Assignee:** **National Instruments Corporation, Austin, Tex.**

[**] **Term:** **14 Years**

[21] **Appl. No.:** **20,282**

[22] **Filed:** **Mar. 16, 1994**

Related U.S. Application Data

[63] Continuation-in-part of Ser. No. 126,163, Sep. 22, 1993, Pat. No. 5,481,741, which is a continuation-in-part of Ser. No. 979,416, Nov. 19, 1992, Pat. No. 5,291,587, which is a continuation of Ser. No. 376,257, Jul. 6, 1989, abandoned, which is a continuation of Ser. No. 851,659, Apr. 11, 1986, abandoned, and a continuation-in-part of Ser. No. 380,329, Jul. 12, 1989, Pat. No. 5,301,336, which is a continuation of Ser. No. 923,127, Oct. 24, 1986, Pat. No. 4,914,568.

[51] **LOC (6) Cl.** **14-99**

[52] **U.S. Cl.** **D14/114.3**

[58] **Field of Search** D14/114.1-114.9;
D18/24, 27; D21/13, 14, 24; D19/6; D11/95,
99, 104, 132, 133, 165, 172; 95/155, 157,
159

[56] **References Cited**

U.S. PATENT DOCUMENTS

D. 281,081 10/1985 Zwissler et al. D18/27
D. 295,630 5/1988 Wells-Papanek et al. D18/27

OTHER PUBLICATIONS

"Business Filevision Manual" copyright 1985, Telos Software, p. 151.

"Business Filevision Manual" copyright 1985, Telos Software, p. 168.

"Microsoft Publisher Users' Guide" copyright 1991, Microsoft, p. 275, page indicator.

"Microsoft Word Quick Results Guide" copyright 1993, Microsoft, p. 28.

Primary Examiner—Brian N. Vinson

Attorney, Agent, or Firm—Conley, Rose & Tayon; Jeffrey C. Hood

[57] **CLAIM**

The ornamental design for a case structure icon for a display screen of a programmed computer system, as shown and described.

DESCRIPTION

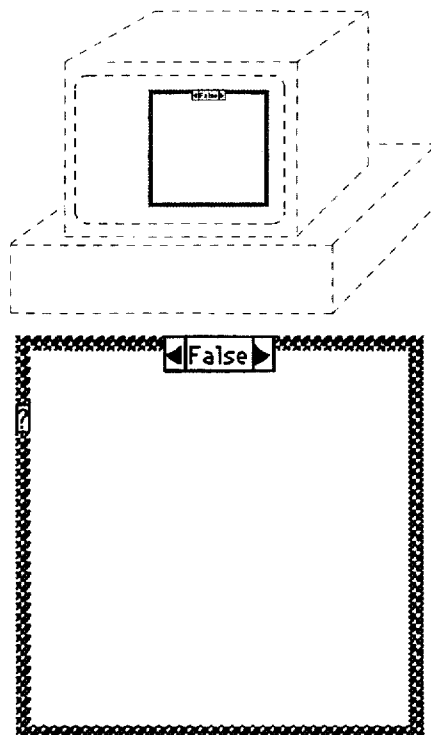
FIG. 1 is a perspective view of a case structure icon for a display screen of a programmed computer system showing my new design;

FIG. 2 is a front elevational view thereof; and,

FIG. 3 is an enlarged front elevational view thereof, with the broken-line disclosure omitted.

The broken-line disclosure of a computer and screen in FIGS. 1 and 2 is for illustrative purposes only and forms no part of the claimed design.

1 Claim, 2 Drawing Sheets



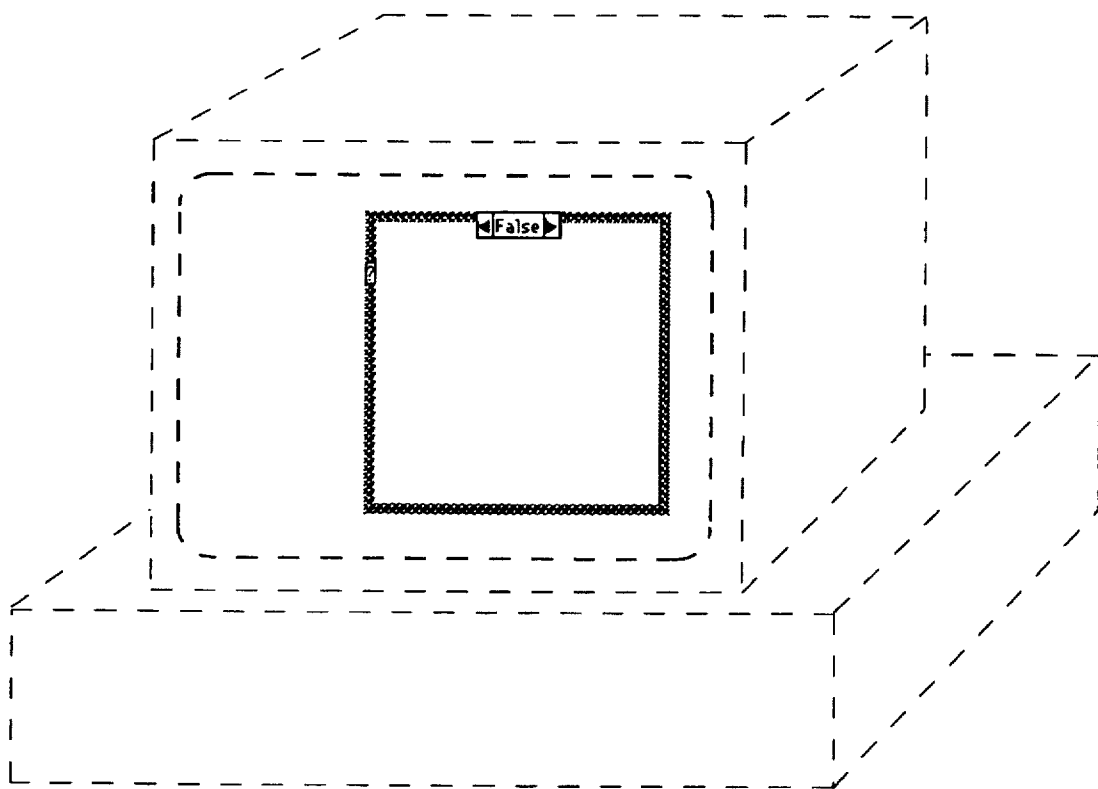


Fig. 1

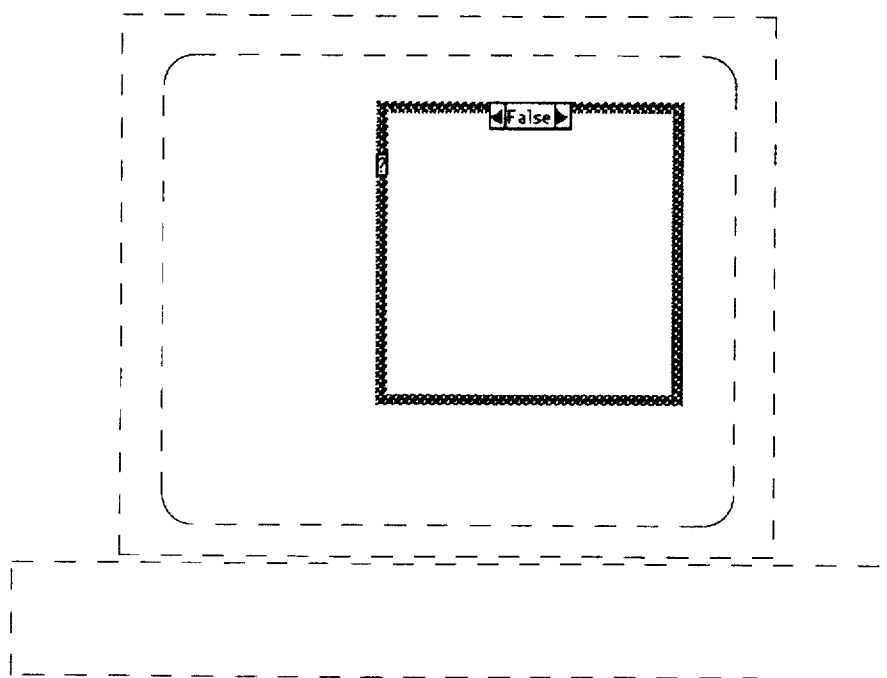


Fig. 2




Fig. 3