



(51) International Patent Classification:
H04Q 3/00 (2006.01) **H04W 8/04** (2009.01)

(21) International Application Number:
PCT/EP20 11/0005 17

(22) International Filing Date:
4 February 2011 (04.02.2011)

(25) Filing Language: English

(26) Publication Language: English

(30) Priority Data:
61/301,897 5 February 2010 (05.02.2010) US
10 001 207.9 5 February 2010 (05.02.2010) EP

(71) Applicant (for all designated States except US):
DEUTSCHE TELEKOM AG [DE/DE]; Friedrich-
Ebert-Allee 140, 53113 Bonn (DE).

(72) Inventors; and

(75) Inventors/Applicants (for US only): **NENNER, Karl,**
Heinz [DE/DE]; Kolpingweg 9, 53332 Bornheim (DE).
JACOBSON, Dieter [DE/DE]; Holtorferstrasse 32 b,
53229 Bonn (DE).

(74) Agents: **SCHWOBEL, Thilo** et al; Kutzenberg &
Wolff, Theodor-Heuss-Ring 23, 50668 Köln (DE).

(81) Designated States (unless otherwise indicated, for every kind of national protection available): AE, AG, AL, AM, AO, AT, AU, AZ, BA, BB, BG, BH, BR, BW, BY, BZ, CA, CH, CL, CN, CO, CR, CU, CZ, DE, DK, DM, DO, DZ, EC, EE, EG, ES, FI, GB, GD, GE, GH, GM, GT, HN, HR, HU, ID, IL, IN, IS, JP, KE, KG, KM, KN, KP, KR, KZ, LA, LC, LK, LR, LS, LT, LU, LY, MA, MD, ME, MG, MK, MN, MW, MX, MY, MZ, NA, NG, NI, NO, NZ, OM, PE, PG, PH, PL, PT, RO, RS, RU, SC, SD, SE, SG, SK, SL, SM, ST, SV, SY, TH, TJ, TM, TN, TR, TT, TZ, UA, UG, US, UZ, VC, VN, ZA, ZM, ZW.

(84) Designated States (unless otherwise indicated, for every kind of regional protection available): ARIPO (BW, GH, GM, KE, LR, LS, MW, MZ, NA, SD, SL, SZ, TZ, UG, ZM, ZW), Eurasian (AM, AZ, BY, KG, KZ, MD, RU, TJ, TM), European (AL, AT, BE, BG, CH, CY, CZ, DE, DK, EE, ES, FI, FR, GB, GR, HR, HU, IE, IS, IT, LT, LU, LV, MC, MK, MT, NL, NO, PL, PT, RO, RS, SE, SI, SK, SM, TR), OAPI (BF, BJ, CF, CG, CI, CM, GA, GN, GQ, GW, ML, MR, NE, SN, TD, TG).

Published:

— with international search report (Art. 21(3))

(54) Title: INTERWORKING FUNCTION BETWEEN IN AND HLR/HSS

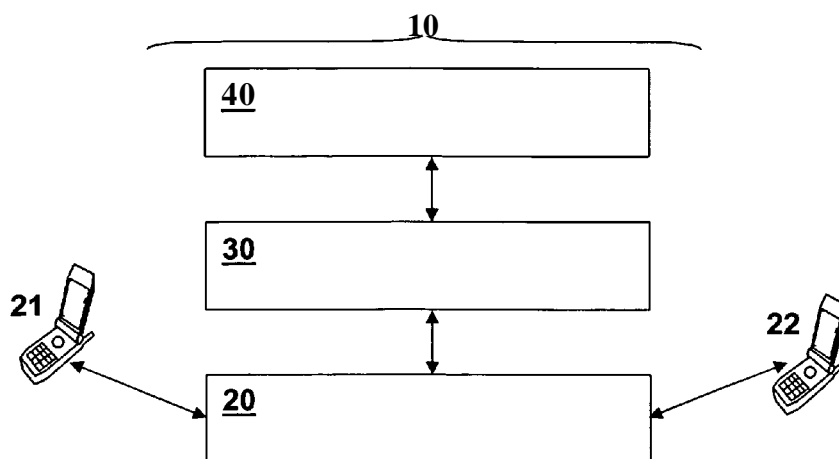


Fig. 1

(57) Abstract: The invention relates to a Core Network for data transmission in an Evolved Packet System (EPS), the Core Network comprising one or more node(s) serving as a Home Location Register (HLR) according to a GSM/UMTS mobile communication network standard, the Core Network further comprising one or more node(s) serving as a Home Subscriber Server (HSS) according to the 3GPP standards, and the Core Network further comprising an Interworking Function (IWF) for the handling of messages exchanged between a signalling layer of the Core Network on the one hand and the node(s) serving as the Home Location Register (HLR) as well as the node(s) serving as the Home Subscriber Server (HSS) on the other hand, wherein the interface between the signalling layer and the Interworking Function (IWF) is an Intelligent Network (IN) or an Advanced Intelligent Network (AIN).



INTERWORKING FUNCTION BETWEEN IN AND HLR/HSS

BACKGROUND

[0001] The present invention relates a Core Network for data transmission in an Evolved Packet System (EPS), the Core Network comprising a node serving as a Home Location Register (HLR) according to 3GPP standards, the Core Network further comprising a node serving as a Home Subscriber Server (HSS) according to the 3GPP standards. The present invention further relates to a method for data transmission in an Evolved Packet System (EPS), a Node for providing an Interworking Function (IWF) for data transmission in a Core Network of an Evolved Packet System (EPS), a Node serving as the Home Subscriber Server (HSS) according to the 3GPP standards for data transmission in a Core Network of an Evolved Packet System (EPS), and a program comprising a computer readable program code.

[0002] The Intelligent Network (IN) is able to generate and implement various new services in a fast, convenient, flexible, inexpensive and effective way. The objective of the IN is to serve all types of communication networks, including existing fixed communication networks such as a Public Switched Telephone Network (PSTN) and an Integrated Services Digital Network (ISDN) as well as mobile communication networks such as a Global System for Mobile Communication (GSM), a Universal Mobile Telecommunications System (UMTS), a north America Code Division Multiple Access (CDMA) system and a CDMA2000 system.

[0003] A characteristic of cellular communication systems is that, in principle, subscribers may use any cell of the system at any time, depending on their location when they use the cellular system. Hence, in contrast to fixed networks, the location of the subscriber cannot be deduced from the calling line.

[0004] However, cellular operators want to offer services where the tariffs are dependent on the subscriber's location. An example of such a service offering may be a "home service" (e.g. T-Mobile@home), where different tariffs are applied depending on whether customers access the cellular system through their "home cell(s)", or through another cell of the cellular system. Furthermore, a service could be realized such that the subscriber may only use the network in his/her "home cell(s)" but not in any other cell of the network, the home cell(s) being defined as the cell(s) that provide coverage in a specific area, e.g. the subscriber's home.

[0005] Typically, the subscriber's current location in the network is known on an "area" granularity (e.g. Location Area in GSM telephony) when the mobile device is idle, and on a "serving cell" granularity when the mobile device is active. This applies to both the circuit switched and the packet switched domains of the cellular system.

[0006] In existing cellular systems, the service logic to implement the differentiation of tariff, or network access permission, based on the subscriber's serving cell resides in a "service layer" "above" the network layer. Typically, Intelligent Network (IN) technology and systems are employed. For GSM and UMTS systems as standardized by 3GPP, the Intelligent Network (IN) can request the subscriber's location from the network. This is done by the Intelligent Network (IN) system sending a location query to the HLR, which in turn requests the subscriber's current cell from the serving Mobile Switching Center / Visitor Location Register (MSC/VLR). Methods how the Intelligent Network (IN) determines the Home Location Register (HLR) from the subscriber's ID (e.g. the telephone number, International Mobile Subscriber Identification (IMSI) or another identity information) are state of the art today, and the subscriber's serving Mobile Switching Center / Visitor Location Register (MSC/VLR) is known to the Home Location Register (HLR) as described in the respective standards.

[0007] If, when receiving the location query from the Home Location Register (HLR), the Mobile Switching Center / Visitor Location Register (MSC/VLR) knows only the Location Area (LA) of the subscriber, it performs a "Paging" of the mobile device in all the cells of the LA so that the serving cell can be determined when the mobile device responds to the paging. This type of paging is not signaled on the mobile's Man Machine Interface (MMI), so that the subscribers are not alerted/disturbed by the paging process. Once the Mobile Switching Center / Visitor Location Register (MSC/VLR) has determined the subscriber's serving cell, it returns the cell ID to the Home Location Register (HLR) which in turn sends it back to the Intelligent Network (IN) for further service processing. This technique of the Intelligent Network (IN) retrieving the subscriber's serving cell ID is commonly known as "any-time interrogation" (ATI).

[0008] Operators are currently in the process of adding more access technologies to their cellular networks, specifically the e-UTRAN (also known as LTE) as specified by 3GPP. The resulting overall network is called the "Evolved Packet System" (EPS).

[0009] With the addition of further components to the cellular system beyond the GSM/GPRS/UMTS circuit and packet switched domains, the notion of the HLR was replaced by the concept of a "Home Subscriber Server" (HSS). The Home Subscriber Server (HSS) logically encompasses the legacy Home Location Register (HLR) and all other network

related subscriber information, e.g. for the IMS. There is no standard, or even common idea, how the Home Subscriber Server (HSS) is physically implemented - in some cases, existing Home Location Registers (HLRs) are upgraded, in others a completely new node is deployed. In other cases, actual implementations physically separate the data storage (e.g. a common data base) of the HLR from the communication "frontend", in which case the Home Location Register (HLR) frontend may be upgraded to include the Home Subscriber Server (HSS), or there may be a separate Home Subscriber Server (HSS) frontend.

[0010] In the Evolved Packet System (EPS), a new Mobility Management Entity (MME) performs equivalent mobility management functions to those of the MSC/Visitor Location Register (VLR) in the legacy circuit switched networks. However, the Mobility Management Entity (MME)

- communicates with the Home Subscriber Server (HSS), not with the Home Location Register (HLR)
- uses a different protocol towards the Home Subscriber Server (HSS) than legacy nodes towards the Home Location Register (HLR)
- employs a different set of subscriber data.

[0011] This implies that enhancements are needed beyond the existing HLRs, or databases and their frontends, in order to perform the new functions via new protocols.

SUMMARY

[0012] An object of the present invention is to provide a Core Network for data transmission in an Evolved Packet System (EPS), wherein the Core Network comprises one or more node(s) serving as a Home Location Register (HLR) and one or more node(s) serving as a Home Subscriber Server (HSS) and wherein a standard and uniform data transmission and/or data requesting functionality regarding User Equipment (UE) related data can be used, especially for the exchange and/or for requesting location information about the location of the User Equipment (UE). A further object of the present invention is to provide a method for data transmission in such an Evolved Packet System (EPS), an Interworking Function (IWF), one or more Node(s) serving as the Home Subscriber Server (HSS), and a program comprising a computer readable program code, allowing the standard data transmission functionality regarding User Equipment (UE) related data.

[0013] The object of the present invention is achieved by a Core Network for data transmission in an Evolved Packet System (EPS), the Core Network comprising one or more node(s) serving as a Home Location Register (HLR) according to a GSM/UMTS standard, the Core Network further comprising one or more node(s) serving as a Home Subscriber

Server (HSS) according to the 3GPP standards, and the Core Network further comprising an Interworking Function (IWF) for the handling of messages exchanged between a signalling layer of the Core Network on the one hand and the node(s) serving as the Home Location Register (HLR) as well as the node(s) serving as the Home Subscriber Server (HSS) on the other hand, wherein the interface between the signalling layer and the Interworking Function (IWF) is an Intelligent Network (IN) or an Advanced Intelligent Network (AIN).

[0014] According to the present invention, it is thereby advantageously possible that a complete reutilisation of existing interfaces, especially the interface of the Home Location Register (HLR) with the Intelligent Network (IN), is possible. All functionality related to the interaction of the Intelligent Network (IN) with either the Home Location Register (HLR) or the Home Subscriber Server (HSS) is made available by the Interworking Function (IWF). In the context of the present invention, the wording "wherein the interface between the signalling layer and the Interworking Function (IWF) is an Intelligent Network (IN) or an Advanced Intelligent Network (AIN)" means that the Core Network (or a node for providing an Interworking Function (IWF)) is arranged such that for an exchange of information between the signalling layer on the one hand, and the Interworking Function (IWF) on the other hand, an Intelligent Network (IN) or an Advanced Intelligent Network (AIN) is used.

[0015] In the following, the invention is mainly described only for the CS domain (circuit switched domain) but an application to the PS domain of the cellular system (packet switched domain) is equally possible, e.g. using Routing Areas instead of Location Areas, and Serving GPRS Support Node (SGSN) instead of Mobile Switching Center / Visitor Location Register (MSC/VLR).

[0016] Historically, the Home Location Register (HLR) has been specified as the network's subscriber data base, where each Home Location Register (HLR) stores subscriber records for a subset of the network's subscribers. Typical Home Location Register (HLR) implementations were "monolithic" in a sense that a single node provided both the database and the communication with other network nodes, e.g. the Mobile Switching Centers / Visitor Location Registers (MSC/VLRs). In more modern implementations, there is only a common (possibly distributed) database, which is accessed by "frontends" (e.g. a Home Location Register (HLR) frontend) that handle the communication with other network nodes. In implementations where each frontend can access every subscriber record in the database, and can talk to the plurality of all other nodes (e.g. to all Mobile Switching Centers / Visitor Location Registers (MSC/VLRs) in the network), it is not necessary to perform the Home Location Register (HLR) derivation mentioned above - the Intelligent Network (IN) can send its request to just any of the Home Location Register (HLR) frontends. Therefore according to the present invention, a node serving as the Home Location Register (HLR) can

especially be a so-called Home Location Register (HLR) frontend. This means that the functions of the Home Location Register (HLR) are provided by such a frontend but the related database or databases is either physically or logically comprised in another node of the Core Network. Likewise, a node serving as the Home Subscriber Server (HSS) can especially be a so-called Home Subscriber Server (HSS) frontend. This means that the functions of the Home Subscriber Server (HSS) are provided by such a frontend but the related database or databases is either physically or logically comprised in another node of the Core Network. Especially, it is possible that both a Home Location Register (HLR) frontend and a Home Subscriber Server (HSS) frontend share at least partly the same database or databases within the network. In the following description the terms "node serving as a HLR (or HSS)" and "HLR (or HSS) frontend" are used synonymously. In the context of the present invention, mainly the "common database with frontends" network design is used, but it equally applies to monolithic Home Location Registers (HLRs), i.e. nodes serving as a (or the) Home Location Register (HLR). The invention relates to all embodiments of Home Location Registers (HLRs) / Home Subscriber Servers (HSSs).

[0017] The introduction of the Home Subscriber Server (HSS) in the Core Network can be done by upgrading existing Home Location Register (HLR) nodes, or by deploying new nodes, or by even a mixture of both approaches in frontends and databases. With the introduction of additional databases (or additional data in existing databases) and/or different frontends for the databases the problem occurs that the subscriber may be registered in different databases, or be located in parts of the cellular system that are reachable by different front ends only (i.e. for example a subscriber (or User Equipment (UE)) related information is accessible via the Home Subscriber Server (HSS) node or frontend but not via the existing Home Location Register (HLR) node or frontend). However, the Intelligent Network (IN) system has no knowledge about the currently used database or frontend and cannot therefore address the responsible entity. In addition, the existing interface for the Intelligent Network (IN) to the Home Location Register (HLR) has not been specified for the Home Subscriber Server (HSS), so that the Intelligent Network (IN) system isn't even physically able to talk to a new Home Subscriber Server (HSS) frontend.

[0018] According to the present invention, an interworking function (IWF) is added. In the context of the present invention, the terms "node providing an Interworking Function (IWF)" or also "Interworking Function (IWF) frontend" are used to designate a unit or part of an integrated unit (e.g. integrated into a unit or node serving as a Home Location Register (HLR) and/or a Home Subscriber Server (HSS)) having an additional functionality, namely — protocol conversion between the Intelligent Network (IN) system (as part of a signalling layer) on the one hand and (Home Location Register (HLR) / Home Subscriber Server (HSS)

related) databases and frontends on the other hand, and

-- the creation of multiple requests towards the databases or frontends from existing Intelligent Network (IN) system actions (i.e. in case the Intelligent Network (IN) requests a specific User Equipment (UE) related information or data and more than one frontend / database could be involved for retrieving such information or data, then the Interworking Function (IWF) sends requests to such frontends / databases and, in the feedback communication to the Intelligent Network (IN), consolidates the results obtained).

[0019] As a result according to the present invention, the Intelligent Network (IN) system communicates with this Interworking Function (IWF) as if it were a Home Location Register (HLR) frontend (so that no changes are needed in the Intelligent Network (IN) system). The Home Location Register (HLR) frontend talks to the Interworking Function (IWF) as if it were an Intelligent Network (IN) system. The Interworking Function (IWF) according to the present invention is also able to communicate with the Home Subscriber Server (HSS) frontend.

[0020] According to a preferred embodiment of the present invention, the signalling layer is a Signalling System #7 (SS7) protocol. According to the present invention, it is thereby advantageously possible to use a robust and reliable signalling system.

[0021] According to a further preferred embodiment of the present invention, the Interworking Function (IWF) provides an Sh and/or an Si reference point using at least one out of a DIAMETER (successor to the Remote Authentication Dial In User Service (RADIUS) protocol) or a Mobile Application Part (MAP) protocol. It is thereby advantageously possible to reduce the modifications of existing systems and network nodes as much as possible.

[0022] According to still a further preferred embodiment of the present invention, the Interworking Function (IWF) is arranged such that, in view of a specific request from the signalling layer regarding a specific User Equipment, in case that the specific User Equipment is related or potentially related to a plurality of nodes serving as the Home Location Register and/or serving as the Home Subscriber Server (HSS),

— the specific request is multiplied by the Interworking Function (IWF) and sent to the plurality of nodes serving as the Home Location Register and/or serving as the Home Subscriber Server (HSS), respectively, and

— responses of the plurality of nodes serving as the Home Location Register and/or serving as the Home Subscriber Server (HSS) are consolidated and the specific request answered to the signalling layer by means of a feedback communication.

[0023] Thereby, it is advantageously possible to use the Interworking Function (IWF) to provide an answer (to the signalling layer) to the specific request more quickly, thereby

enhancing the service level (to a user of the telecommunications network, due to the fact that the specific request is multiplied and processed by at least two nodes (serving, e.g., as a Home Location Register and as a Home Subscriber Server)). Additionally, it is advantageously possible according the preferred embodiment that a communication of the signalling layer (i.e. Intelligent Network (IN) or Advanced Intelligent Network (AIN)) with the Home Subscriber Server (HSS) (or node serving as a Home Subscriber Server (HSS)) is possible even in case that the User Equipment is attached to the Evolved Packet System (EPS).

[0024] In the context of the present invention, the wording "the specific User Equipment being related or potentially related to a plurality of nodes serving as the Home Location Register and/or serving as the Home Subscriber Server" corresponds to a situation of the telecommunications network (and the User Equipment) where the User Equipment is e.g. attached to the core network of the Evolved Packet System (EPS) and/or to the core network of the GSM / UMTS telecommunications network such that it is not known to the signalling layer from which Home Location Register (plurality of Home Location Registers) and/or in which Home Subscriber Server (or plurality of Home Subscriber Servers) the location information of the User Equipment can be retrieved.

[0025] In the context of the present invention, the wordings

— "the specific request is multiplied by the Interworking Function (IWF) and sent to the plurality of nodes serving as the Home Location Register and/or serving as the Home Subscriber Server (HSS), respectively" and

~ "responses of the plurality of nodes serving as the Home Location Register and/or serving as the Home Subscriber Server (HSS) are consolidated and the specific request answered to the signalling layer by means of a feedback communication"

mean:

— in case that only one Home Location Register and one Home Subscriber Server are related or potentially related to the specific User Equipment, the a.m. wordings mean that on reception of the specific request at the Interworking Function (IWF), the Interworking Function (IWF) sends copies of the specific request to both the one Home Location Register and the one Home Subscriber Server (HSS), receives respective responses (or only one successful response from one of the nodes or a plurality of successful responses from a plurality of the nodes), and provides a consolidated feedback to the signalling layer;

— in case that a plurality of Home Location Registers (or nodes serving as Home Location Registers) and a plurality of Home Subscriber Servers (or nodes serving as Home Subscriber Servers) are related or potentially related to the specific User Equipment, the a.m. wordings mean that on reception of the specific request at the Interworking Function (IWF),

the Interworking Function (IWF) sends copies of the specific request to all the nodes (or to a subset of the nodes) serving as Home Location Registers and Home Subscriber Servers, and receives respective responses (or only one successful response from one of the nodes or a plurality of successful responses from a plurality of the nodes), and provides a consolidated feedback to the signalling layer.

Of course, a combination of these situations, i.e. only one Home Location Register but a plurality of Home Subscriber Servers (or nodes serving as a Home Subscriber Server) or vice versa is also possible according to the present invention.

[0026] According to a further preferred embodiment of the present invention, the specific request is an ATI (Any Time Interrogation) request, preferably regarding the location of the User Equipment.

[0027] According to still a further preferred embodiment of the present invention, the Core Network comprises a Mobility Management Entity (MME), wherein the Mobility Management Entity (MME) comprises an interface for communication with the node serving as a Home Subscriber Server (HSS).

[0028] Furthermore according to the present invention, it is preferred that the Interworking Function (IWF) is integrated in the node serving as the Home Location Register (HLR) and/or in the node serving as the Home Subscriber Server (HSS). Thereby, an integrated architecture for network nodes is possible that can lead to cost savings and performance enhancements.

[0029] According to another preferred embodiment of the present invention, the signalling layer is configured to request data regarding a User Equipment (UE) by exchanging information with the Interworking Function (IWF), the data being preferably location data of the User Equipment (UE), such as the cell identity (cell ID) of the current radio cell serving the User Equipment (UE) and/or the location area code (LAC) of the UE's current location area. It is thereby advantageously possible to easily and quickly provide location information to the Intelligent Network (IN) or the signalling layer of the Core Network. Other examples of data regarding a User Equipment (UE) that are requested by the signalling layer include data regarding the state of activity of the User Equipment (UE) (e.g. whether the User Equipment (UE) is active or not).

[0030] The present invention also relates to a Method for data transmission in an Evolved Packet System (EPS), the Core Network comprising one or more node(s) serving as a Home Location Register (HLR) according to a GSM/UMTS mobile communication network standard, the Core Network further comprising one or more node(s) serving as a Home

Subscriber Server (HSS) according to the Internet Protocol Multimedia Subsystem (IMS) standard, and the Core Network further comprising an Interworking Function (IWF) for the handling of messages exchanged between a signalling layer of the Core Network on the one hand and the node(s) serving as the Home Location Register (HLR) as well as the node(s) serving as the Home Subscriber Server (HSS) on the other hand, wherein the method comprises requesting data regarding a User Equipment (UE) by exchanging information with the Interworking Function (IWF), wherein the data regarding the User Equipment (UE) are transmitted via the interface between the signalling layer and the Interworking Function (IWF) by means of an Intelligent Network (IN) or an Advanced Intelligent Network (AIN), and wherein preferably the data are location data of the User Equipment (UE). In the context of the present invention, the wording "wherein the data regarding the User Equipment (UE) are transmitted via the interface between the signalling layer and the Interworking Function (IWF) by means of an Intelligent Network (IN) or an Advanced Intelligent Network (AIN)" means that the data regarding the User Equipment (UE) are transmitted between the signalling layer and the Interworking Function (IWF) by means of using an Intelligent Network (IN) or an Advanced Intelligent Network (AIN).

[0031] Furthermore, it is preferred that the Interworking Function (IWF) provides an Sh and/or an Si reference point using at least one out of a DIAMETER (successor to the Remote Authentication Dial In User Service (RADIUS) protocol) or a Mobile Application Part (MAP) protocol to the signalling layer in order to request the data.

[0032] It is furthermore preferred according to the present invention that in view of a specific request from the signalling layer regarding a specific User Equipment (UE), in case that the specific User Equipment is related or potentially related to a plurality of nodes serving as the Home Location Register and/or serving as the Home Subscriber Server (HSS), wherein the method comprises the steps of :

- the Interworking Function (IWF) multiplying the specific request and sending the specific request to the plurality of nodes serving as the Home Location Register and/or serving as the Home Subscriber Server (HSS), respectively, and
 - the Interworking Function (IWF) receiving responses of the plurality of nodes serving as the Home Location Register and/or serving as the Home Subscriber Server (HSS), consolidating the responses, and answering the specific request to the signalling layer by means of a feedback communication

wherein the specific request is preferably an ATI (Any Time Interrogation) request, preferably regarding the location of the User Equipment.

[0033] Thereby, it is advantageously possible that by using the inventive method an answer to the specific request can be provided more quickly to the signalling layer (i.e.

preferably the Intelligent Network (IN) or the Advanced Intelligent Network (AIN)), which enhances the service level (to a user of the telecommunications network, due to the fact that the specific request is multiplied and processed by at least two nodes (serving, e.g., as a Home Location Register and as a Home Subscriber Server)). Additionally, it is advantageously possible according the preferred embodiment that a communication of the signalling layer (i.e. Intelligent Network (IN) or Advanced Intelligent Network (AIN)) with the Home Subscriber Server (HSS) (or node serving as a Home Subscriber Server (HSS)) is possible even in case that the User Equipment is attached to the Evolved Packet System (EPS).

[0034] It is furthermore preferred according to the present invention that the specific request is an ATI (Any Time Interrogation) request, preferably regarding the location of the User Equipment.

[0035] The present invention also relates to a Node for providing an Interworking Function (IWF) for data transmission in a Core Network of an Evolved Universal Terrestrial Radio Access Network (eUTRAN), the Core Network comprising one or more node(s) serving as a Home Location Register (HLR) according to a GSM/UMTS mobile communication network standard, the Core Network further comprising one or more node(s) serving as a Home Subscriber Server (HSS) according to the 3GPP standards, the node providing the Interworking Function (IWF) being provided for the handling of messages exchanged between a signalling layer of the Core Network on the one hand and the node(s) serving as the Home Location Register (HLR) as well as the node(s) serving as the Home Subscriber Server (HSS) on the other hand, wherein the interface between the signalling layer and the node providing the Interworking Function (IWF) is an Intelligent Network (IN) or an Advanced Intelligent Network (AIN).

[0036] Furthermore, the present invention relates to one or more Node(s) serving as the Home Subscriber Server (HSS) according to the 3GPP standards for data transmission in a Core Network of an Evolved Packet System (EPS), the Core Network comprising one or more node(s) serving as a Home Location Register (HLR) according to a GSM/UMTS mobile communication network standard, and the Core Network further comprising an Interworking Function (IWF) for the handling of messages exchanged between a signalling layer of the Core Network on the one hand and the node(s) serving as the Home Location Register (HLR) as well as the node(s) serving as the Home Subscriber Server (HSS) on the other hand, wherein the interface between the signalling layer and the Interworking Function (IWF) is an Intelligent Network (IN) or an Advanced Intelligent Network (AIN).

[0037] Additionally, the present invention relates to a program comprising a computer readable program code for controlling an Interworking Function (IWF) for data transmission in a Core Network of an Evolved Packet System (EPS) according to the present invention.

[0038] Furthermore, the present invention relates to a program comprising a computer readable program code for controlling a Node for providing an Interworking Function (IWF) according to the present invention.

[0039] These and other characteristics, features and advantages of the present invention will become apparent from the following detailed description, taken in conjunction with the accompanying drawings, which illustrate, by way of example, the principles of the invention. The description is given for the sake of example only, without limiting the scope of the invention. The reference figures quoted below refer to the attached drawings.

BRIEF DESCRIPTION OF THE DRAWINGS

[0040] Figure 1 schematically illustrates a Core Network for data transmission in an Evolved Packet System (EPS).

[0041] Figure 2 schematically illustrates a part of a legacy Core Network comprising a Serving GPRS Support Node (SGSN), a Mobile Switching Center (MSC), a Home Location Register (HLR), a database associated to the Home Location Register (HLR), and an Intelligent Network (IN) system.

[0042] Figure 3 schematically illustrates a part of a Core Network in an Evolved Packet System (EPS), the Core Network comprising a Home Subscriber Server (HSS) and a Mobility Management Entity (MME) besides a Serving GPRS Support Node (SGSN), a Mobile Switching Center (MSC), a Home Location Register (HLR), a database associated to the Home Location Register (HLR) and the Home Subscriber Server (HSS), and an Intelligent Network (IN) system, wherein the Intelligent Network (IN) system communicates both with the Home Subscriber Server (HSS) and the Home Location Register (HLR).

[0043] Figure 4 schematically illustrates a part of a Core Network in an Evolved Packet System (EPS) according to the present invention, the Core Network comprising a Home Subscriber Server (HSS) and a Mobility Management Entity (MME) besides a Serving GPRS Support Node (SGSN), a Mobile Switching Center (MSC), a Home Location Register (HLR), a database associated to the Home Location Register (HLR) and the Home Subscriber Server (HSS), and an Intelligent Network (IN) system, wherein the Intelligent Network (IN) system communicates with an Interworking Function (IWF) between the Home Subscriber

Server (HSS) and the Home Location Register (HLR) on the one hand and the Intelligent Network (IN) system on the other hand.

DETAILED DESCRIPTION

[0044] The present invention will be described with respect to particular embodiments and with reference to certain drawings but the invention is not limited thereto but only by the claims. The drawings described are only schematic and are non-limiting. In the drawings, the size of some of the elements may be exaggerated and not drawn on scale for illustrative purposes.

[0045] Where an indefinite or definite article is used when referring to a singular noun, e.g. "a", "an", "the", this includes a plural of that noun unless something else is specifically stated.

[0046] Furthermore, the terms first, second, third and the like in the description and in the claims are used for distinguishing between similar elements and not necessarily for describing a sequential or chronological order. It is to be understood that the terms so used are interchangeable under appropriate circumstances and that the embodiments of the invention described herein are capable of operation in other sequences than described or illustrated herein.

[0047] In Figure 1, a Core Network 10 for data transmission in an Evolved Packet System (EPS) is schematically illustrated. The Core Network 10 comprises a transport plane (or layer) 20 or user plane (or layer) 20, a control plane (or layer) 30 or signalling plane or layer 30, and an application plane or layer 40. User Equipment (UE), such as a first mobile device 21 and a second mobile device 22 can be connected to the telecommunications network and use the services of the Core Network 10 for their communication needs.

[0048] Such a layered network structure is in agreement with the standard according to the 3GPP (Third Generation Partnership Project). This means that transport and bearer services are separated from the service layer, e.g. an Intelligent Network (IN) or an Internet Protocol Multimedia Subsystem (IMS) signalling network and session management services. Further services run on top of the Intelligent Network (IN) or Internet Protocol Multimedia Subsystem (IMS) signalling network, i.e. the signalling plane or layer 30.

[0049] Figures 2 and 3 illustrate network configurations that are not part of the present invention.

[0050] In Figure 2, a part of a legacy Core Network is schematically illustrated. The Core Network comprises a Serving GPRS Support Node (SGSN), a Mobile Switching Center (MSC), a Home Location Register (HLR), a database associated to the Home Location Register (HLR), and an Intelligent Network (IN) system. Such a legacy Core Network does not comprise a Mobility Management Entity (MME) or a Home Subscriber Server (HSS).

[0051] In Figure 3, a part of a Core Network in an Evolved Packet System (EPS) is schematically illustrated. The Core Network comprising a Home Subscriber Server (HSS) and a Mobility Management Entity (MME) besides a Serving GPRS Support Node (SGSN), a Mobile Switching Center (MSC), a Home Location Register (HLR), a database associated to the Home Location Register (HLR) and the Home Subscriber Server (HSS), and an Intelligent Network (IN) system, wherein the Intelligent Network (IN) system communicates both with the Home Subscriber Server (HSS) and the Home Location Register (HLR).

[0052] The Home Subscriber Server (HSS) logically encompasses the legacy Home Location Register (HLR) and all other network related subscriber information, e.g. for the IMS. According to the prior art, there is no standard, or even common idea, how the Home Subscriber Server (HSS) is physically implemented - in some cases, existing Home Location Registers (HLRs) are upgraded, in others completely new nodes are deployed. In the "common data base approach" described above, the Home Location Register (HLR) frontend may be upgraded to include the Home Subscriber Server (HSS), or there may be a separate Home Subscriber Server (HSS) frontend.

[0053] In Figure 4, a part of a Core Network in an Evolved Packet System (EPS) according to the present invention is schematically illustrated. The Core Network comprises a Home Subscriber Server (HSS) and a Mobility Management Entity (MME) besides a Serving GPRS Support Node (SGSN), a Mobile Switching Center (MSC), a Home Location Register (HLR), a database associated to the Home Location Register (HLR) and the Home Subscriber Server (HSS), and an Intelligent Network (IN) system, wherein the Intelligent Network (IN) system communicates with an Interworking Function (IWF) between the Home Subscriber Server (HSS) and the Home Location Register (HLR) on the one hand and the Intelligent Network (IN) system on the other hand.

[0054] According to the present invention, such a Core Network 10 (or part of the Core Network 10) comprise a multitude of interfaces or reference points, namely a first reference point 1 between the Intelligent Network (IN) system and the Interworking Function (IWF), a second reference point 2 between the Interworking Function (IWF) and the Home Subscriber Server (HSS), a third reference point 3 between the Interworking Function (IWF) and the Home Location Register (HLR), a fourth reference point 4 between the Home Subscriber

Server (HSS) and a database (DB) associated to the Home Subscriber Server (HSS), a fifth reference point 5 between the Home Location Register (HLR) on the one hand and the database (DB) (also associated to the Home Location Register (HLR)) (or another database (not explicitly shown) only associated to the Home Location Register (HLR)), a sixth reference point 6 between the Home Subscriber Server (HSS) and the Mobility Management Entity (MME), a seventh reference point 7 between the Home Location Register (HLR) and the Serving GPRS Support Node (SGSN), and an eighth reference point between the Home Location Register (HLR) and the Mobile Switching Center (MSC).

[0055] According to the embodiment shown in Figure 4, the Interworking Function (IWF) may be a standalone function, i.e. a separate node provides the Interworking Function (IWF).

[0056] According to an alternative embodiment of the present invention, the Interworking Function (IWF) can be integrated in the Intelligent Network (IN) system hence the first reference point 1 is not needed.

[0057] Still according to an alternative embodiment of the present invention, the Interworking Function (IWF) can be integrated in the Home Location Register (HLR) (node serving as a Home Location Register (HLR)) or a Home Subscriber Server (HSS) (node serving as a Home Subscriber Server (HSS)).

[0058] According to the present invention, the interworking function (IWF) can either be an independent unit or separate unit or node (i.e. "node providing an Interworking Function (IWF)" or "Interworking Function (IWF) frontend") or can be part of an integrated unit (e.g. integrated into a unit or node serving as a Home Location Register (HLR) and/or a Home Subscriber Server (HSS)) that provides the functionality in the Core Network 10 to provide for a protocol conversion between the Intelligent Network (IN) system (as part of a signalling layer 30) on the one hand and (Home Location Register (HLR) / Home Subscriber Server (HSS) related) databases and frontends on the other hand.

[0059] Furthermore, the Interworking Function (IWF)

- creates multiple requests towards the databases DB or frontends from existing Intelligent Network (IN) system actions (i.e. in case the Intelligent Network (IN) requests a specific User Equipment (UE) related information or data and more than one frontend / database could be involved for retrieving such information or data, then the Interworking Function (IWF),
- sends requests to such frontends / databases and,
- in the feedback communication to the Intelligent Network (IN), consolidates the results obtained).

PATENTCLAIMS

1. Core Network (10) for data transmission in an Evolved Packet System (EPS), the Core Network (10) comprising one or more node(s) serving as a Home Location Register (HLR) according to a GSM/UMTS mobile communication network standard, the Core Network (10) further comprising a node serving as a Home Subscriber Server (HSS) according to 3GPP standards, and the Core Network (10) further comprising an Interworking Function (IWF) for the handling of messages exchanged between a signalling layer (30) of the Core Network (10) on the one hand and the node(s) serving as the Home Location Register (HLR) as well as the node(s) serving as the Home Subscriber Server (HSS) on the other hand, wherein the Core Network (10) is arranged such that for an exchange of information between the signalling layer (30) on the one hand, and the Interworking Function (IWF) on the other hand, an Intelligent Network (IN) or an Advanced Intelligent Network (AIN) is used.
2. Core Network (10) according to claim 1, wherein the signalling layer (30) is a Signalling System #7 (SS7) protocol.
3. Core Network (10) according to any of the preceding claims, wherein the Interworking Function (IWF) is arranged such that, in view of a specific request from the signalling layer (30) regarding a specific User Equipment (UE), in case that the specific User Equipment (UE) is related or potentially related to a plurality of nodes serving as the Home Location Register and/or serving as the Home Subscriber Server (HSS),
 - the specific request is multiplied by the Interworking Function (IWF) and sent to the plurality of nodes serving as the Home Location Register and/or serving as the Home Subscriber Server (HSS), respectively, and
 - responses of the plurality of nodes serving as the Home Location Register and/or serving as the Home Subscriber Server (HSS) are consolidated and the specific request answered to the signalling layer (30) by means of a feedback communication, wherein the specific request is preferably an ATI (Any Time Interrogation) request, preferably regarding the location of the User Equipment (UE).
4. Core Network (10) according to any of the preceding claims, wherein the Interworking Function (IWF) provides an Sh and/or an Si reference point using at least one out of a DIAMETER (successor to the Remote Authentication Dial In User Service (RADIUS)

protocol) or a Mobile Application Part (MAP) protocol.

5. Core Network (10) according to any of the preceding claims, wherein the Interworking Function (IWF) is integrated in the node(s) serving as the Home Location Register (HLR) and/or in the node(s) serving as the Home Subscriber Server (HSS) and/or in a separate node providing the Interworking Function (IWF).
6. Core Network (10) according to any of the preceding claims, wherein the node(s) serving as the Home Location Register (HLR) is a Home Location Register (HLR) frontend and/or the node(s) serving as the Home Subscriber Server (HSS) is a Home Subscriber Server (HSS) frontend.
7. Core Network (10) according to any of the preceding claims, wherein the signalling layer (30) is configured to request data regarding a User Equipment (UE) by exchanging information with the Interworking Function (IWF), the data being preferably location data of the User Equipment (UE).
8. Method for data transmission in an Evolved Packet System (EPS), the Core Network (10) comprising one or more node(s) serving as a Home Location Register (HLR) according to a GSM/UMTS mobile communication network standard, the Core Network (10) further comprising one or more node(s) serving as a Home Subscriber Server (HSS) according to the 3GPP standards, and the Core Network (10) further comprising an Interworking Function (IWF) for the handling of messages exchanged between a signalling layer (30) of the Core Network (10) on the one hand and the node(s) serving as the Home Location Register (HLR) as well as the node(s) serving as the Home Subscriber Server (HSS) on the other hand, wherein the method comprises requesting data regarding a User Equipment (UE) by exchanging information with the Interworking Function (IWF), wherein the data regarding the User Equipment (UE) are transmitted between the signalling layer (30) and the Interworking Function (IWF) by means of using an Intelligent Network (IN) or an Advanced Intelligent Network (AIN).
9. Method according to claim 8, wherein the data are location data of the User Equipment (UE).

10. Method according to claim 8 or 9, wherein the signalling layer (30) is a Signalling System #7 (SS7) protocol.
11. Method *according to claim 8, 9 or 10, wherein the* Interworking Function (IWF) provides an Sh and/or an Si reference point using at least one out of a DIAMETER (successor to the Remote Authentication Dial In User Service (RADIUS) protocol) or a Mobile Application Part (MAP) protocol to the signalling layer (30) in order to request the data.
12. Method according to any of claims 8 to 11, wherein in view of a specific request from the signalling layer (30) regarding a specific User Equipment (UE), in case that the specific User Equipment (UE) is related or potentially related to a plurality of nodes serving as the Home Location Register and/or serving as the Home Subscriber Server (HSS), wherein the method comprises the steps of :
 - the Interworking Function (IWF) multiplying the specific request and sending the specific request to the plurality of nodes serving as the Home Location Register and/or serving as the Home Subscriber Server (HSS), respectively, and
 - the Interworking Function (IWF) receiving responses of the plurality of nodes serving as the Home Location Register and/or serving as the Home Subscriber Server (HSS), consolidating the responses, and answering the specific request to the signalling layer (30) by means of a feedback communicationwherein the specific request is preferably an ATI (Any Time Interrogation) request, preferably regarding the location of the User Equipment (UE).
13. Node for providing an Interworking Function (IWF) for data transmission in a Core Network (10) of an Evolved Packet System (EPS), the Core Network (10) comprising one or more node(s) serving as a Home Location Register (HLR) according to a GSM/UMTS mobile communication network standard, the Core Network (10) further comprising a node serving as a Home Subscriber Server (HSS) according to the 3GPP standards, the node providing the Interworking Function (IWF) being provided for the handling of messages exchanged between a signalling layer (30) of the Core Network (10) on the one hand and the node(s) serving as the Home Location Register (HLR) as well as the node(s) serving as the Home Subscriber Server (HSS) on the other hand, wherein the node for providing the Interworking Function (IWF) is arranged such that for an exchange of information between the signalling layer (30) on the one hand, and the node providing the Interworking Function (IWF) on the other

hand, an Intelligent Network (IN) or an Advanced Intelligent Network (AIN) is used.

14. Program comprising a computer readable program code for controlling a node for providing an Interworking Function (IWF) for data transmission in a Core Network (10) of an Evolved Packet System (EPS) according to claim 13.
15. Program comprising a computer readable program code for controlling a Node for providing an Interworking Function (IWF) according to claim 13.

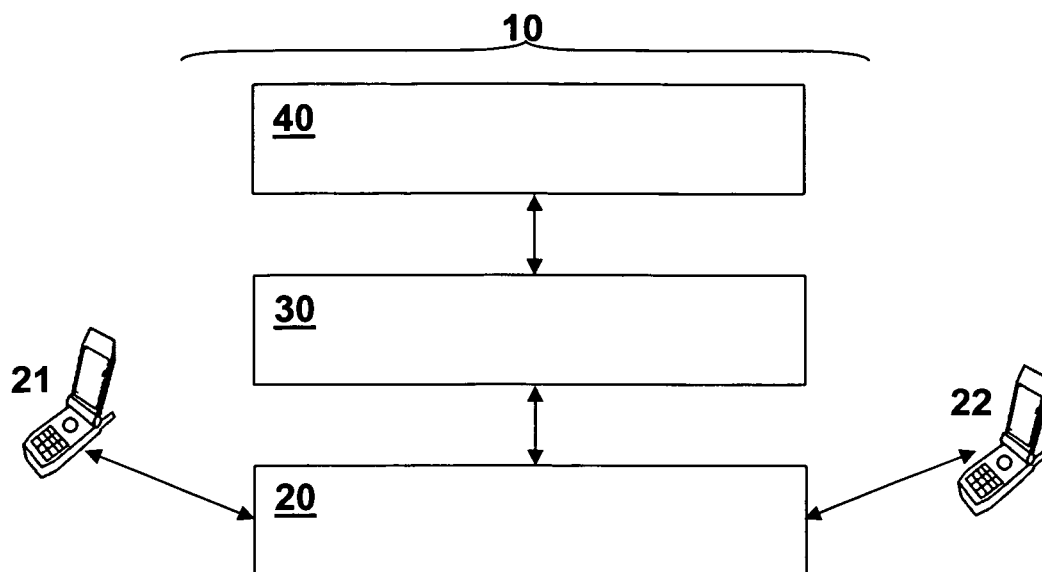


Fig. 1

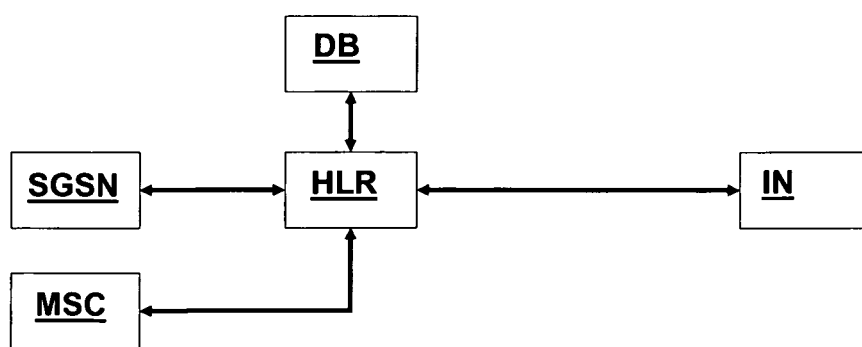


Fig. 2

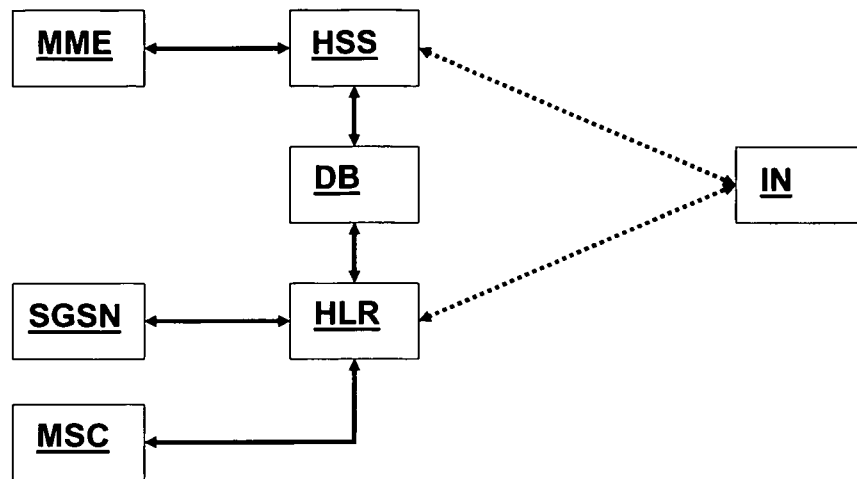


Fig. 3

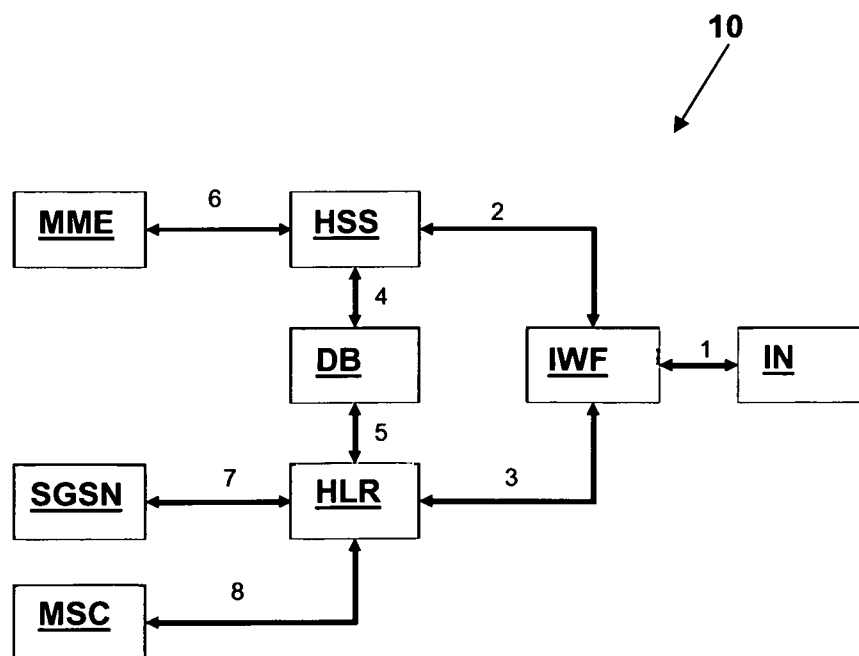


Fig. 4

INTERNATIONAL SEARCH REPORT

International application No

PCT/EP2011/000517

A. CLASSIFICATION OF SUBJECT MATTER
 INV. H04Q3/00 H04W8/04
 ADD.

According to International Patent Classification (IPC) or to both national classification and IPC

B. FIELDS SEARCHED

Minimum documentation searched (classification system followed by classification symbols)
 H04Q H04W

Documentation searched other than minimum documentation to the extent that such documents are included in the fields searched

Electronic data base consulted during the international search (name of data base and, where practical, search terms used)

EPO-Internal , WPI Data, IBM-TDB, INSPEC

C. DOCUMENTS CONSIDERED TO BE RELEVANT

Category*	Citation of document, with indication, where appropriate, of the relevant passages	Relevant to claim No.
X	EP 1 860 837 AI (HUAWEI TECH CO LTD [CN]) 28 November 2007 (2007-11-28)	1, 2, 4-11 , 13-15
A	paragraph [0012] - paragraph [0015] paragraph [0122] - paragraph [0123] paragraphs [0216] - [0219] paragraph [0254] ; figure 3c claim 4 -----	3, 12
X	W0 2009/059519 AI (HUAWEI TECH CO LTD) 14 May 2009 (2009-05-14)	1, 2, 4-11 , 13-15
A	abstract - & EP 2 192 800 AI (HUAWEI TECH CO LTD) 2 June 2010 (2010-06-02) paragraphs [0002] - [0004] paragraphs [0025] - [0028] paragraphs [0034] - [0037] ----- - / - -	3, 12



Further documents are listed in the continuation of Box C.



See patent family annex.

* Special categories of cited documents :

"A" document defining the general state of the art which is not considered to be of particular relevance

"E" earlier document but published on or after the international filing date

"L" document which may throw doubts on priority claim(s) or which is cited to establish the publication date of another citation or other special reason (as specified)

"O" document referring to an oral disclosure, use, exhibition or other means

"P" document published prior to the international filing date but later than the priority date claimed

"T" later document published after the international filing date or priority date and not in conflict with the application but cited to understand the principle or theory underlying the invention

"X" document of particular relevance; the claimed invention cannot be considered novel or cannot be considered to involve an inventive step when the document is taken alone

"Y" document of particular relevance; the claimed invention cannot be considered to involve an inventive step when the document is combined with one or more other such documents, such combination being obvious to a person skilled in the art.

"&" document member of the same patent family

Date of the actual completion of the international search

8 April 2011

Date of mailing of the international search report

19/04/2011

Name and mailing address of the ISA/

European Patent Office, P.B. 5818 Patentlaan 2
 NL - 2280 HV Rijswijk
 Tel. (+31-70) 340-2040,
 Fax: (+31-70) 340-3016

Authorized officer

Barbel anne, Alain

INTERNATIONAL SEARCH REPORT

International application No

PCT/EP2011/000517

C(Continuation). DOCUMENTS CONSIDERED TO BE RELEVANT

Category*	Citation of document, with indication, where appropriate, of the relevant passages	Relevant to claim No.
A	<p>NOKIA ET AL: "Sol uti ons for EPS i nterworki ng wi th a pre-Rel -8 HSS/HLR", 3GPP TSG SA Wg3 SECURITY - EPS AND IMS AD HOC, 11 December 2007 (2007-12-11) , - 13 December 2007 (2007-12-13) , pages 1-9 , XP050268077 , Sophi a Anti pol i s, France the whol e document -----</p>	1-15
A	<p>US 2010/029248 AI (SHI SHUFENG [CN] ET AL) 4 February 2010 (2010-02-04) paragraph [0032] -----</p>	1-15
A	<p>CN 101 252 777 A (ZTE CORP [CN]) 27 August 2008 (2008-08-27) f i gure 1 B -----</p>	1-15

INTERNATIONAL SEARCH REPORT

Information on patent family members

International application No

PCT/EP2011/000517

Patent document cited in search report	Publication date	Patent family member(s)	Publication date
EP 1860837	A1	28-11-2007	WO 2006102850 A1 05-10-2006
			US 2008039104 A1 14-02-2008
-----			-----
WO 2009059519	A1	14-05-2009	CN 101426007 A 06-05-2009
			EP 2192800 A1 02-06-2010
			US 2010195613 A1 05-08-2010
-----			-----
EP 2192800	A1	02-06-2010	WO 2009059519 A1 14-05-2009
			CN 101426007 A 06-05-2009
			US 2010195613 A1 05-08-2010
-----			-----
US 2010029248	A1	04-02-2010	WO 2010012174 A1 04-02-2010
			CN 101511076 A 19-08-2009
-----			-----
CN 101252777	A	27-08-2008	NONE
-----			-----