



US00D892203S

(12) **United States Design Patent**  
**Zhang**

(10) **Patent No.:** **US D892,203 S**

(45) **Date of Patent:** **\*\* Aug. 4, 2020**

(54) **GLASSES**

(71) Applicant: **Aiping Zhang**, Jiangxi (CN)

(72) Inventor: **Aiping Zhang**, Jiangxi (CN)

(\*\*) Term: **15 Years**

(21) Appl. No.: **29/678,558**

(22) Filed: **Jan. 29, 2019**

(51) **LOC (12) Cl.** ..... **16-06**

(52) **U.S. Cl.**

USPC ..... **D16/321; D16/326**

(58) **Field of Classification Search**

USPC ..... D16/100, 101, 300-329, 330, 332-342;  
D29/106, 107, 110

CPC ... G02C 5/00; G02C 5/02; G02C 5/10; G02C  
5/14; G02C 5/16

See application file for complete search history.

(56) **References Cited**

**U.S. PATENT DOCUMENTS**

D423,034 S \* 4/2000 Arnette ..... D16/326  
D709,122 S \* 7/2014 Markovitz ..... D16/326

D771,178 S \* 11/2016 Allen ..... D16/314  
D780,253 S \* 2/2017 Earley ..... D16/326  
D793,461 S \* 8/2017 Allen ..... D16/101  
D807,949 S \* 1/2018 Chou ..... D16/326  
D816,151 S \* 4/2018 Chen ..... D16/326  
D818,521 S \* 5/2018 Markovitz ..... D16/325  
D825,646 S \* 8/2018 Chen ..... D16/326  
D846,629 S \* 4/2019 Sanchez ..... D16/326

\* cited by examiner

*Primary Examiner* — Cathron C Brooks

*Assistant Examiner* — Sharon S Oum

(57) **CLAIM**

The ornamental design for the glasses, as shown and described.

**DESCRIPTION**

FIG. 1 is a perspective view of the glasses showing my new design;

FIG. 2 is a front elevation view thereof;

FIG. 3 is a rear elevation view thereof;

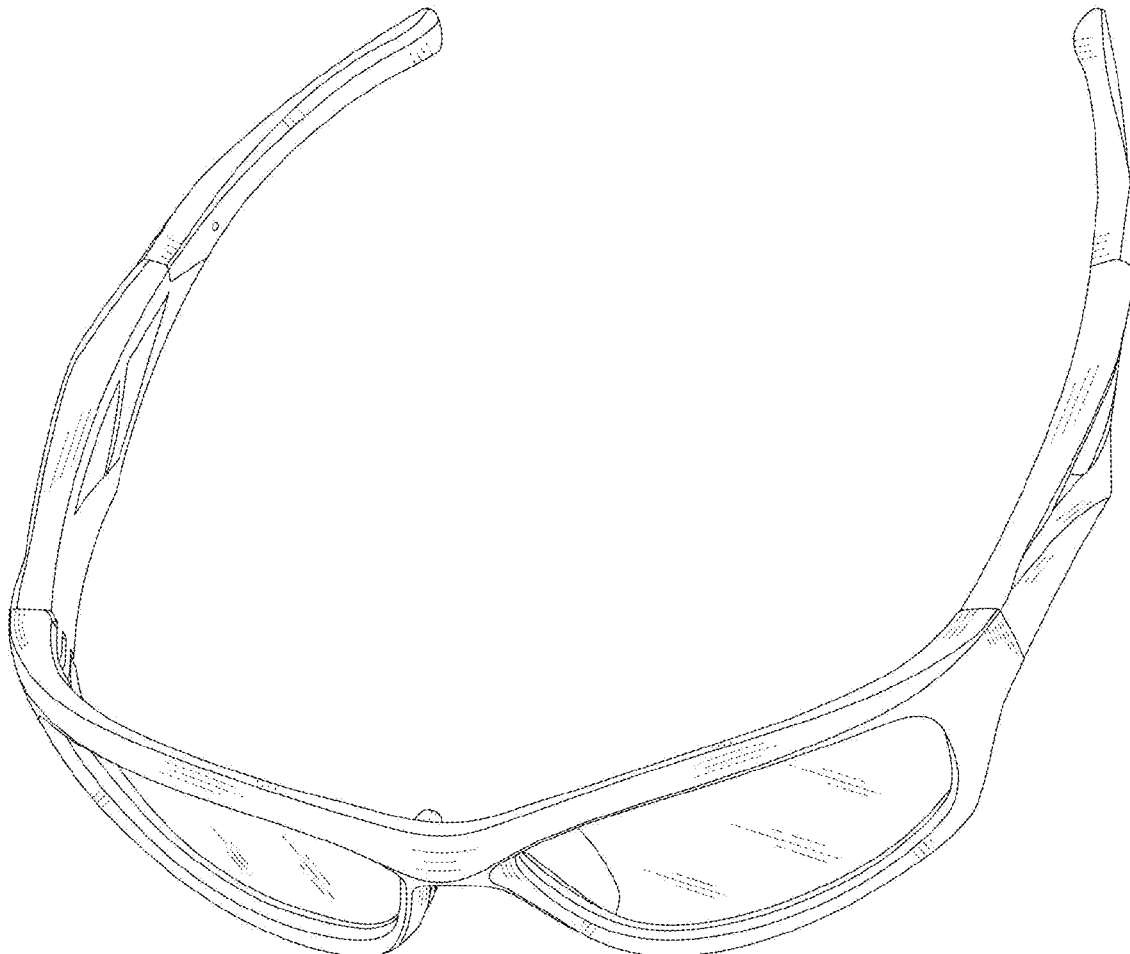
FIG. 4 is a left side elevation view thereof;

FIG. 5 is a right side elevation view thereof;

FIG. 6 is a top plan view thereof; and,

FIG. 7 is a bottom plan view thereof.

**1 Claim, 7 Drawing Sheets**



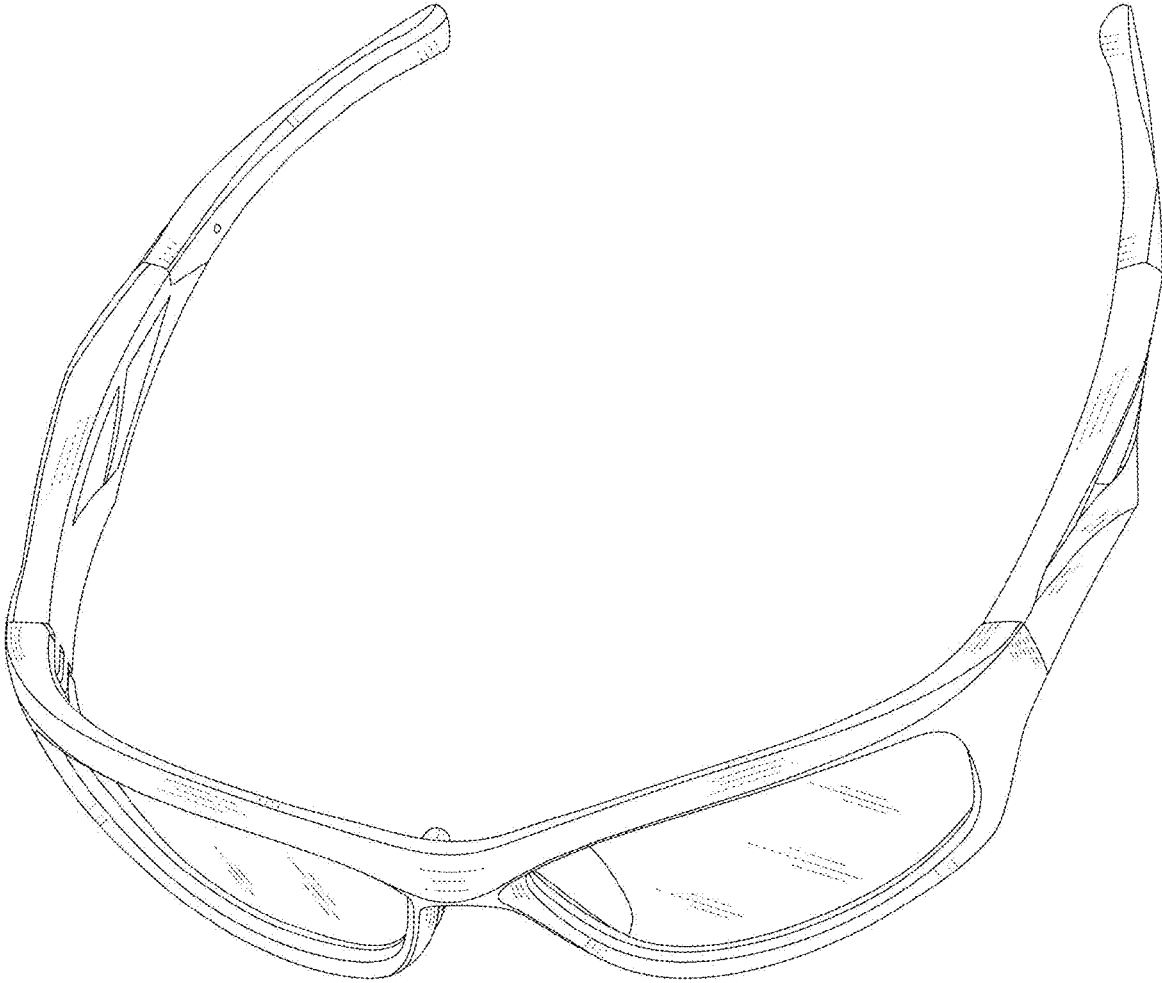


FIG.1

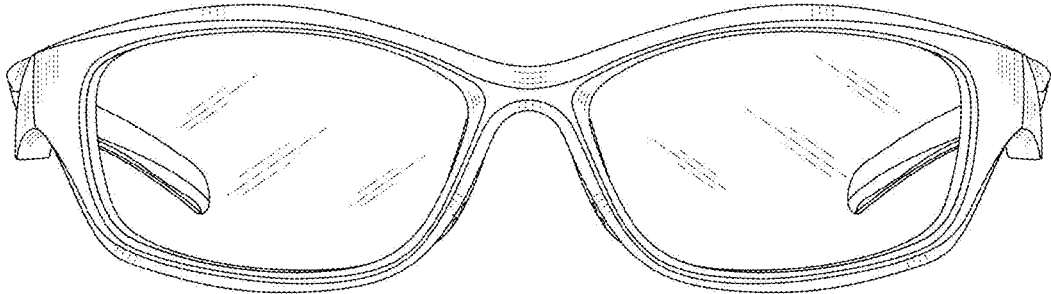


FIG.2

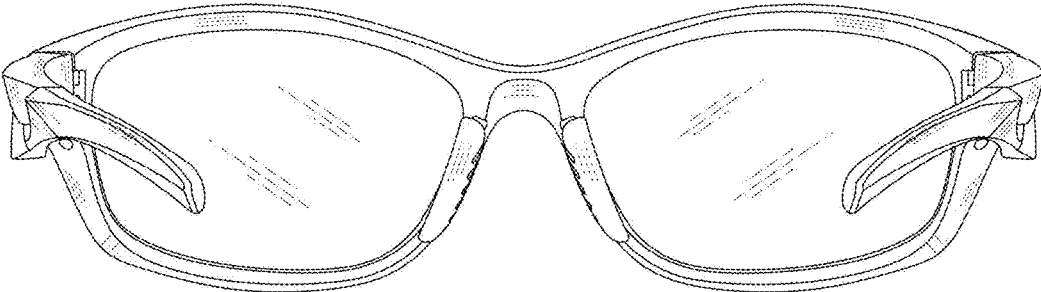


FIG.3

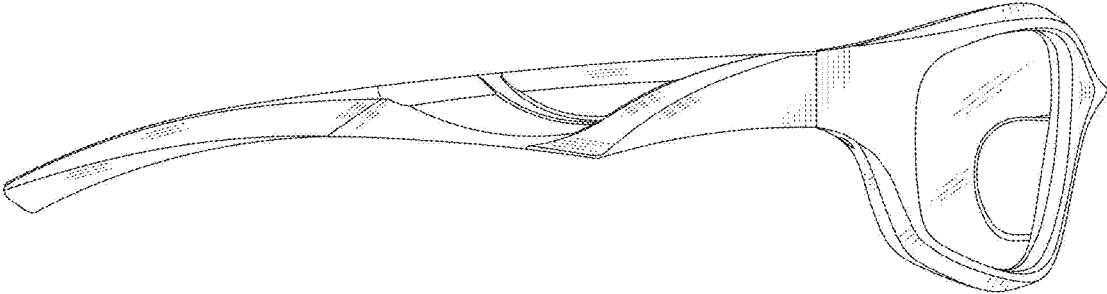


FIG.4

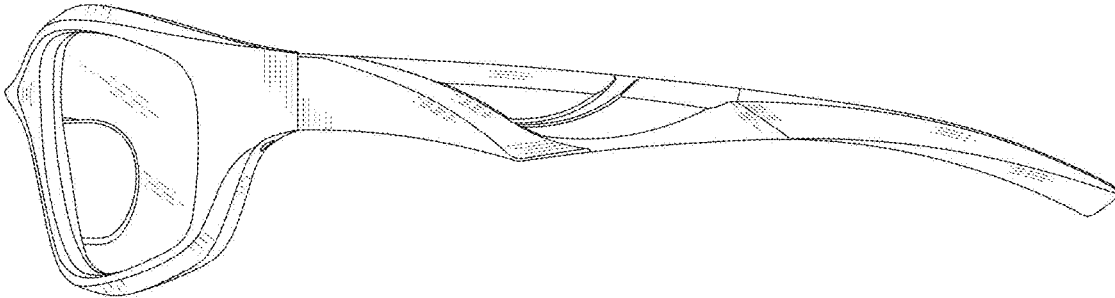


FIG.5

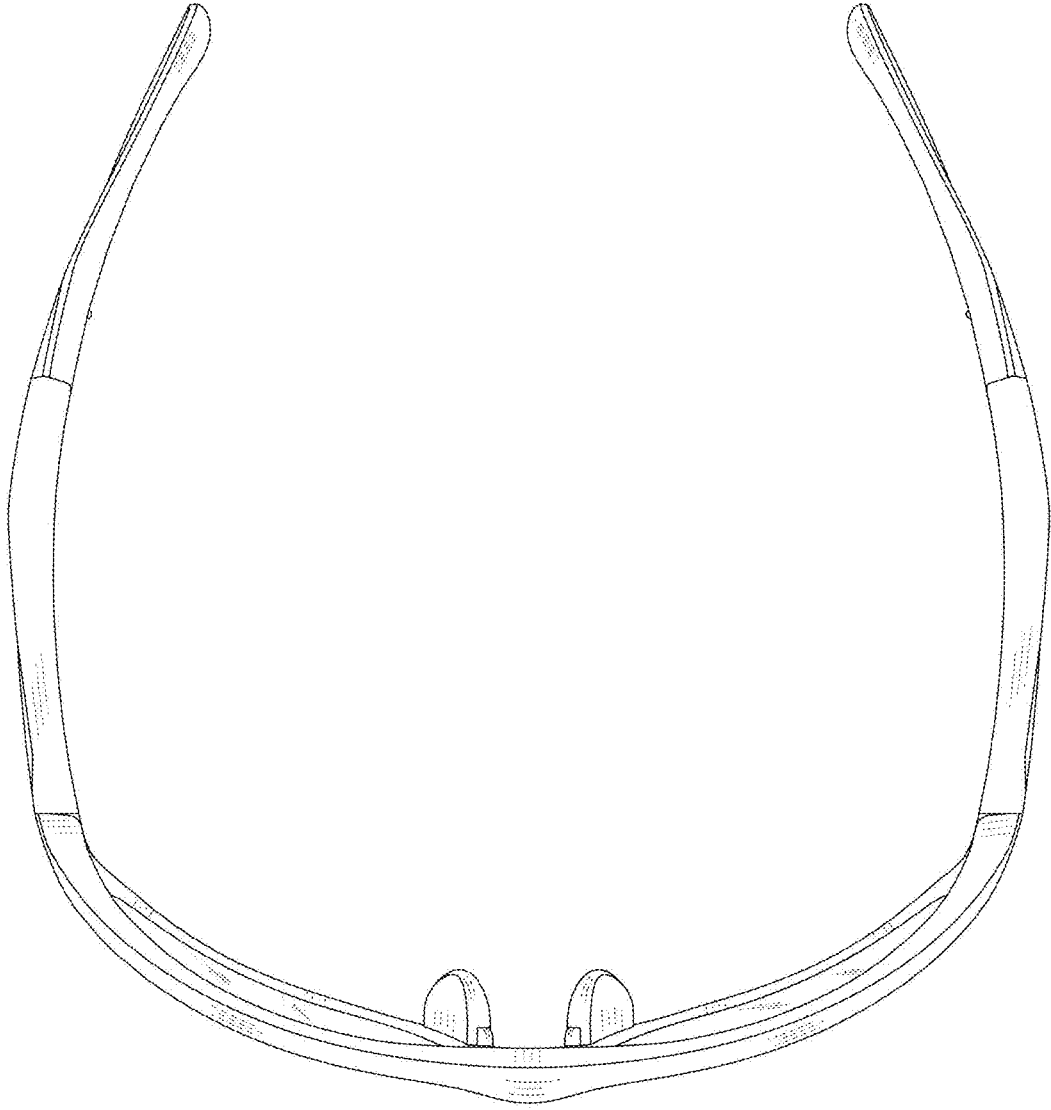


FIG.6




FIG.7