



US00D592528S

(12) **United States Design Patent**
Short et al.

(10) **Patent No.:** **US D592,528 S**

(45) **Date of Patent:** **** May 19, 2009**

(54) **CONTAINER**

(75) Inventors: **Martin Short**, Jersey City, NJ (US);
Robert Croft, Jersey City, NJ (US)

(73) Assignee: **Purdue Pharma L.P.**, Stamford, CT (US)

(**) Term: **14 Years**

(21) Appl. No.: **29/281,816**

(22) Filed: **Jul. 2, 2007**

(51) **LOC (9) Cl.** **09-01**

(52) **U.S. Cl.** **D9/730**

(58) **Field of Classification Search** D9/730,
D9/733-736, 414, 416, 417, 420, 422, 424,
D9/426, 432; D3/201, 203.1, 203.2, 203.3;
220/826, 259.5, 313, 345.1, 345.2, 345.4,
220/350; 206/528, 531, 538, 800, 539, 37,
206/533, 804, 815, 823, 828; 215/215; 229/125.125;
222/153.01, 498, 543, 546; 221/198, 279
See application file for complete search history.

(56) **References Cited**

U.S. PATENT DOCUMENTS

3,833,143	A *	9/1974	Starkermann et al.	220/351
3,888,350	A	6/1975	Horvath		
D236,188	S *	8/1975	Gould	D9/417
4,113,098	A	9/1978	Howard		
4,126,224	A	11/1978	Laauwe et al.		
4,381,836	A	5/1983	Rivkin et al.		
4,718,547	A	1/1988	MacTavish		
4,782,977	A	11/1988	Watanabe et al.		
4,881,645	A	11/1989	Smiler et al.		
5,080,222	A	1/1992	McNary		
5,082,137	A	1/1992	Weinstein		
5,147,034	A	9/1992	Broadhead et al.		
5,275,291	A	1/1994	Sledge		
D355,597	S *	2/1995	McIntire et al.	D9/730
5,454,932	A	10/1995	Tardif et al.		
6,230,893	B1 *	5/2001	Karow	206/531
D446,718	S *	8/2001	Anderson	D9/422
D460,352	S *	7/2002	Bried	D9/422

D465,729	S *	11/2002	Nishimura	D9/422
D478,280	S *	8/2003	Miller et al.	D9/420
6,789,677	B2	9/2004	Maietta		
6,814,225	B2	11/2004	Belden, Jr. et al.		
D501,401	S *	2/2005	Shurman	D9/422

(Continued)

OTHER PUBLICATIONS

U.S. Appl. No. 11/772,780, Short et al., Dispenser with Corner Latches, filed Jul. 2, 2007.

Primary Examiner—Stella M Reid
Assistant Examiner—Mark A Goodwin
(74) *Attorney, Agent, or Firm*—Sterne Kessler Goldstein & Fox P.L.L.C.

(57) **CLAIM**

The ornamental design for a container, as shown and described.

DESCRIPTION

FIG. 1 is a perspective view of a container showing a new design;

FIG. 2 is a side view thereof;

FIG. 3 is another side view thereof;

FIG. 4 is another side view thereof;

FIG. 5 is another side view thereof;

FIG. 6 is a top plan view thereof; and

FIG. 7 is a bottom plan view thereof.

FIG. 8 is a perspective view of the container of FIG. 1, in an opened state;

FIG. 9 is a side view thereof;

FIG. 10 is another side view thereof;

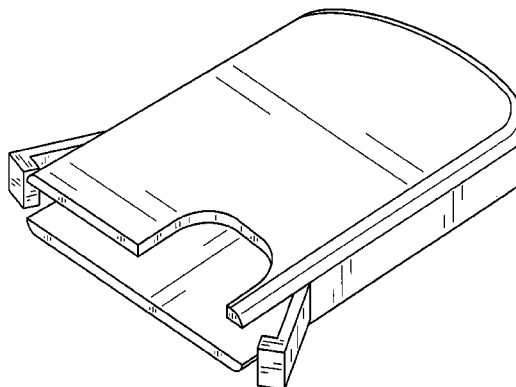
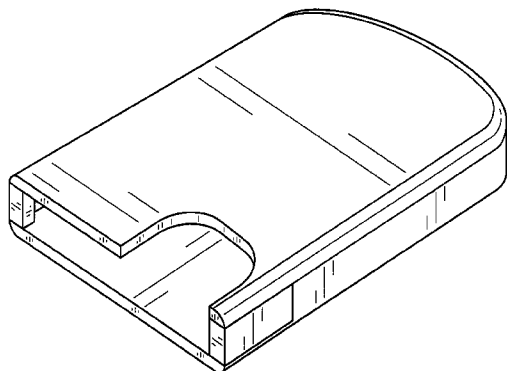
FIG. 11 is another side view thereof;

FIG. 12 is another side view thereof;

FIG. 13 is a top plan view thereof; and,

FIG. 14 is a bottom plan view thereof.

1 Claim, 10 Drawing Sheets



US D592,528 S

Page 2

U.S. PATENT DOCUMENTS

D509,753 S *	9/2005	Shurman	D9/733	D535,185 S *	1/2007	Tanner	D9/422
D510,859 S *	10/2005	Dixon et al.	D9/424	D535,186 S *	1/2007	Tanner	D9/422
D510,874 S *	10/2005	Shurman	D9/733	D535,874 S *	1/2007	Tanner	D9/422
D510,875 S *	10/2005	Shurman	D9/733	D536,961 S *	2/2007	Tanner	D9/424
D513,584 S *	1/2006	Solowiejko et al.	D9/417	D536,962 S *	2/2007	Tanner	D9/424
D521,372 S *	5/2006	Schneider et al.	D9/420	D539,641 S *	4/2007	Tanner	D3/203.1
D522,855 S *	6/2006	Liebe et al.	D9/426	D539,663 S *	4/2007	Jovetic et al.	D9/600
D523,743 S *	6/2006	Solowiejko et al.	D9/417	D542,648 S *	5/2007	Gagne	D9/423
7,090,079 B2	8/2006	Ehrlund			D549,573 S *	8/2007	Liebe et al.	D9/420
7,093,736 B2	8/2006	Maietta et al.			D573,889 S *	7/2008	Short et al.	D9/529
D531,023 S *	10/2006	Tanner	D9/423	2005/0183981 A1	8/2005	Gelardi		
D535,184 S *	1/2007	Tanner	D9/422	2006/0283760 A1	12/2006	Nivala		

* cited by examiner

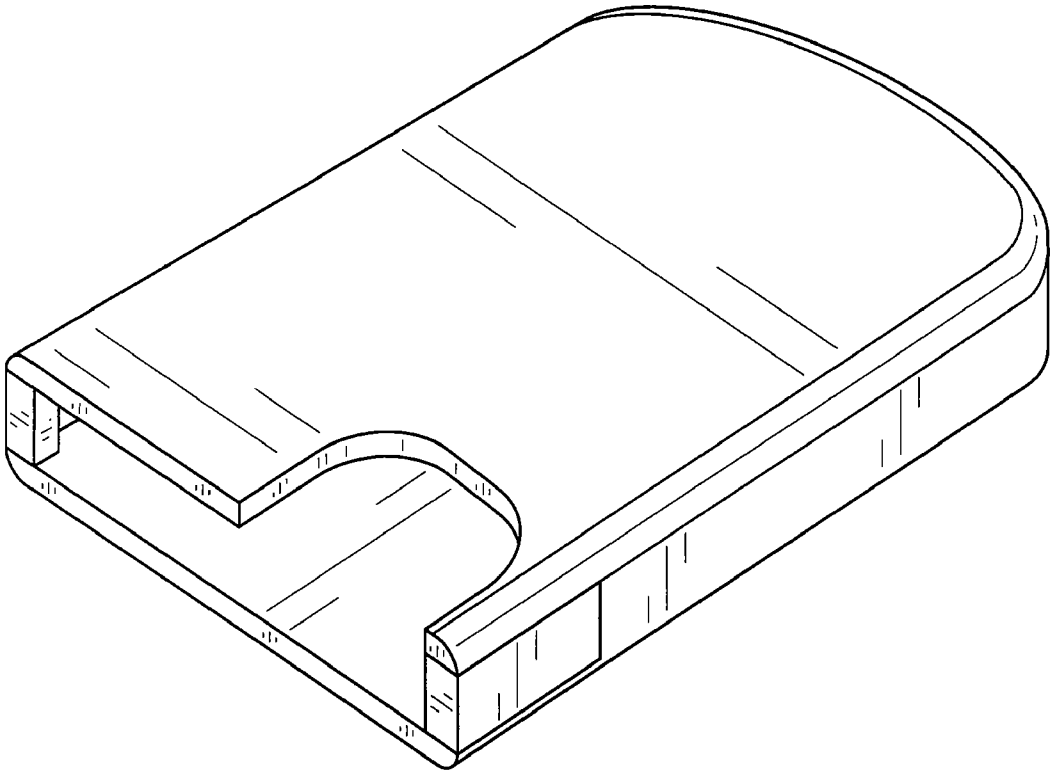


FIG. 1

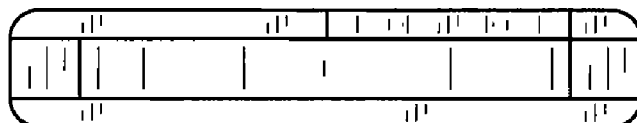


FIG. 2



FIG. 3




FIG. 4

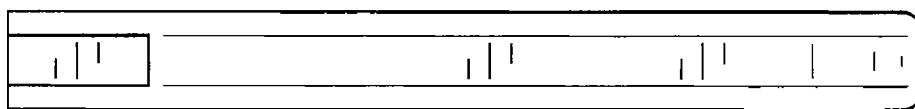


FIG. 5




FIG. 6




FIG. 7

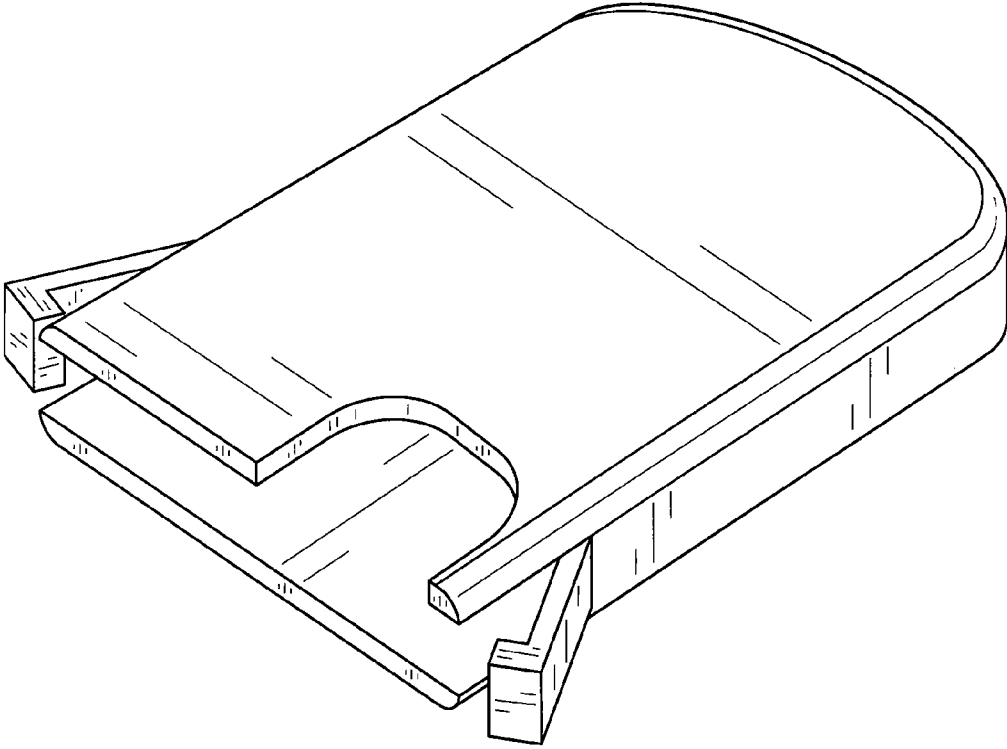


FIG. 8

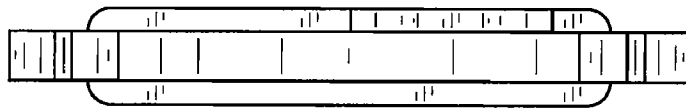


FIG. 9



FIG. 10




FIG. 11

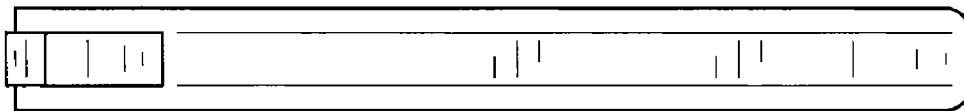


FIG. 12

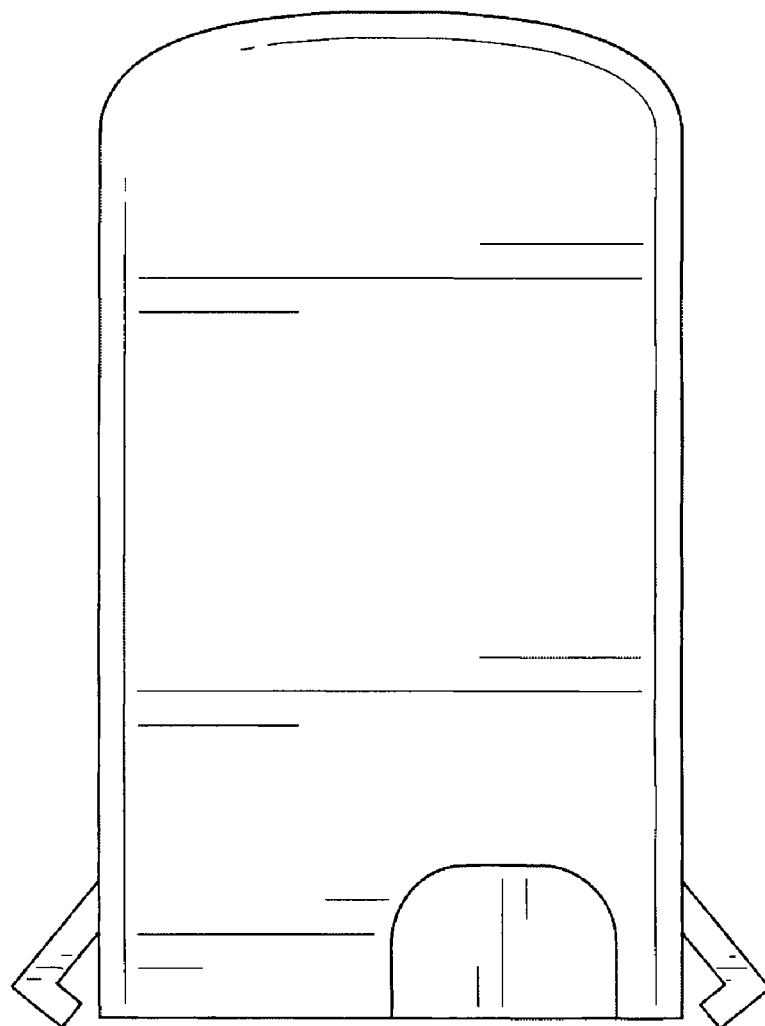


FIG. 13

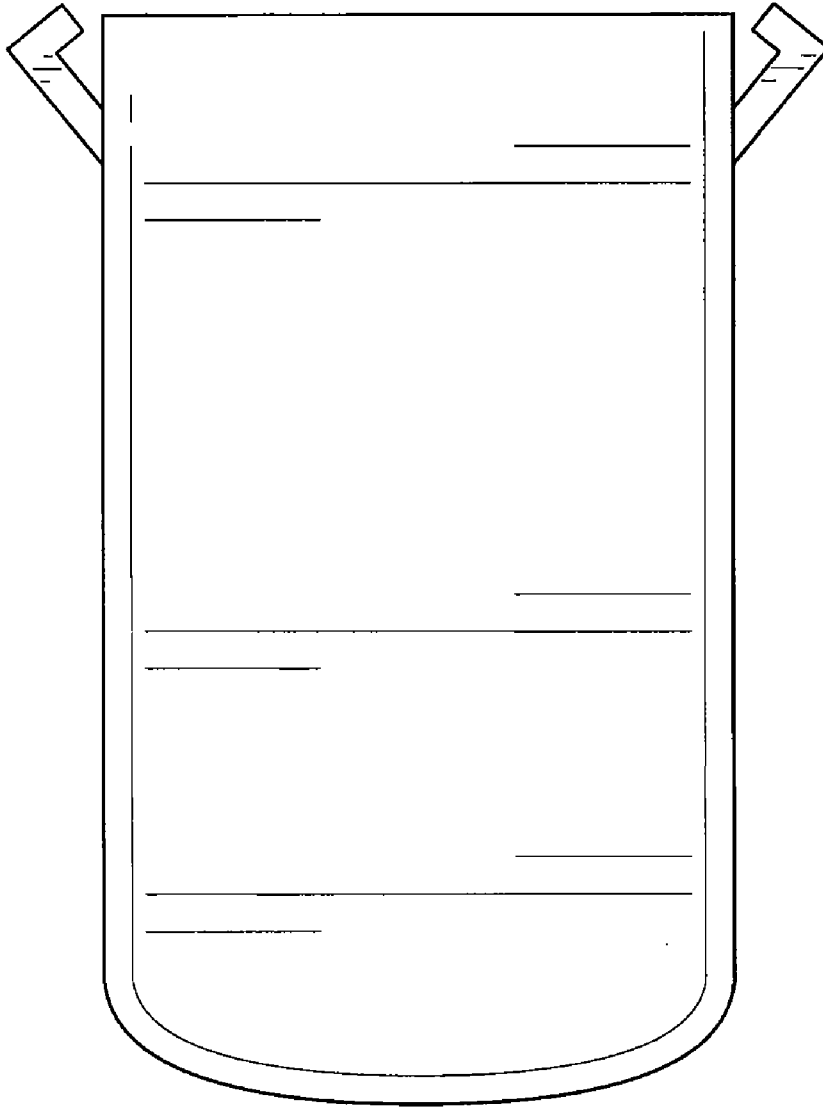


FIG. 14