



US00D453334S

(12) **United States Design Patent**
Hobday

(10) **Patent No.:** **US D453,334 S**

(45) **Date of Patent:** **** Feb. 5, 2002**

(54) **KEYBOARD**

(75) **Inventor:** **Stephen William Hobday**, East Molesey (GB)

(73) **Assignee:** **P. C. D. Maltron Ltd.**, East Molesey (GB)

(**) **Term:** **14 Years**

(21) **Appl. No.:** **29/140,630**

(22) **Filed:** **Mar. 3, 1999**

(30) **Foreign Application Priority Data**

Sep. 4, 1998 (GB) 2077370

(51) **LOC (7) Cl.** **14-02**

(52) **U.S. Cl.** **D14/393**

(58) **Field of Search** D14/391, 393, D14/396; D18/1, 2, 7; 178/17 A, 17 C; 200/5 A, 5 R, 6 A, 6 R; 235/145 A, 145 R; 341/22, 23; 345/168, 160; 400/486, 488, 489, 492, 484, 485

(56) **References Cited**

U.S. PATENT DOCUMENTS

5,178,477 A * 1/1993 Gambaro 400/489

D345,152 S * 3/1994 Mermod, Jr. D14/393
D354,279 S * 1/1995 Ciccone D14/393
5,689,253 A * 11/1997 Hargreaves et al. 341/22
5,775,822 A * 7/1998 Cheng 400/489

* cited by examiner

Primary Examiner—Freda Nunn

(74) *Attorney, Agent, or Firm*—Hall, Priddy, Myers, Vande Sande

(57) **CLAIM**

The ornamental design for a keyboard, as shown and described.

DESCRIPTION

FIG. 1 is a front view;
FIG. 2 is a plan view;
FIG. 3 is a rear view;
FIG. 4 is an underneath plan view;
FIG. 5 is a side view; and,
FIG. 6 is a side view of the other side.

1 Claim, 5 Drawing Sheets

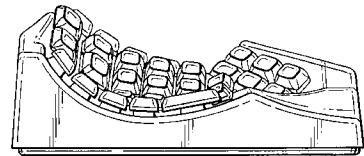
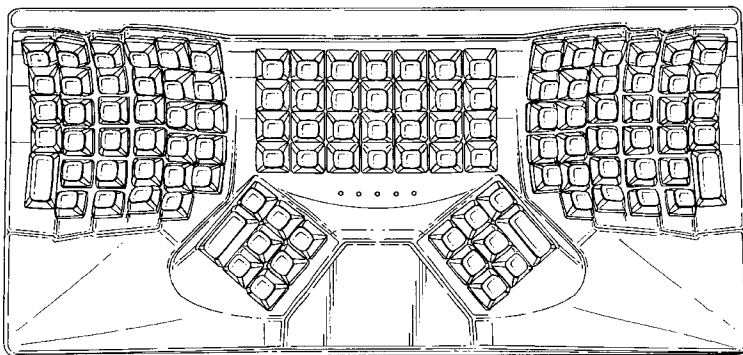

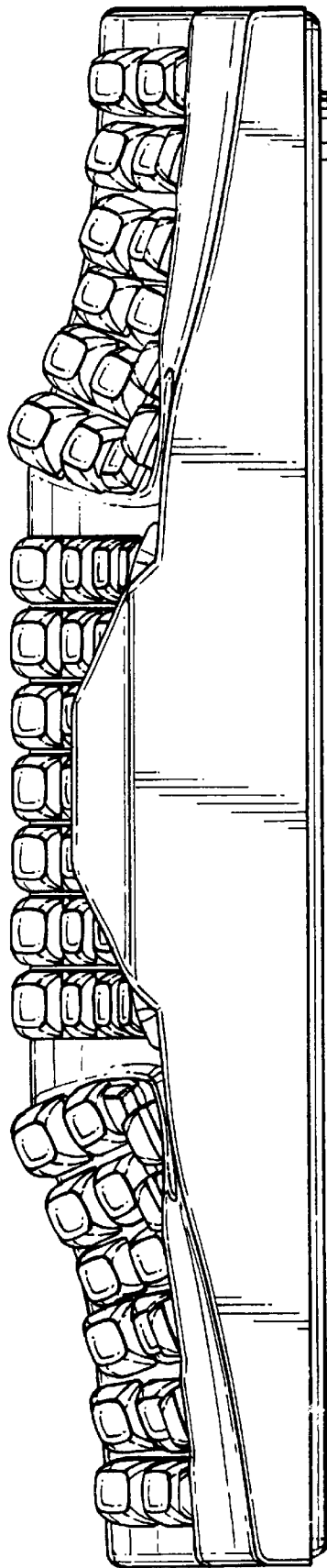


Fig. 1.



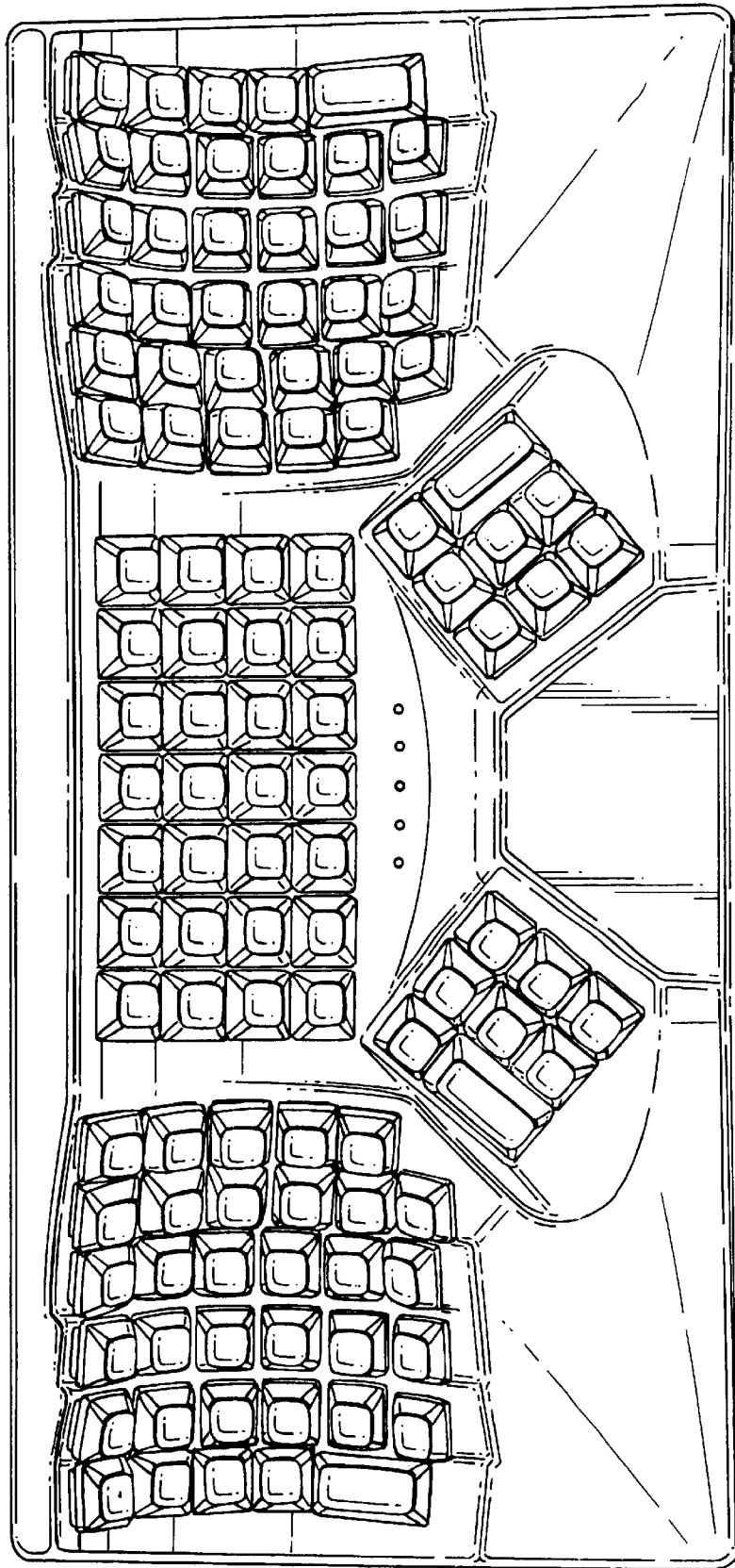


Fig. 2.

Fig.3.

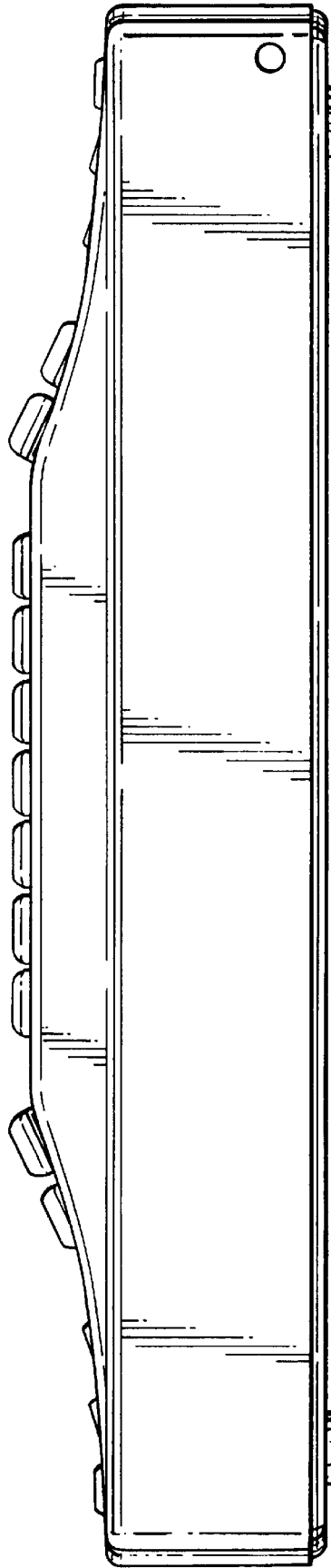


Fig.4.

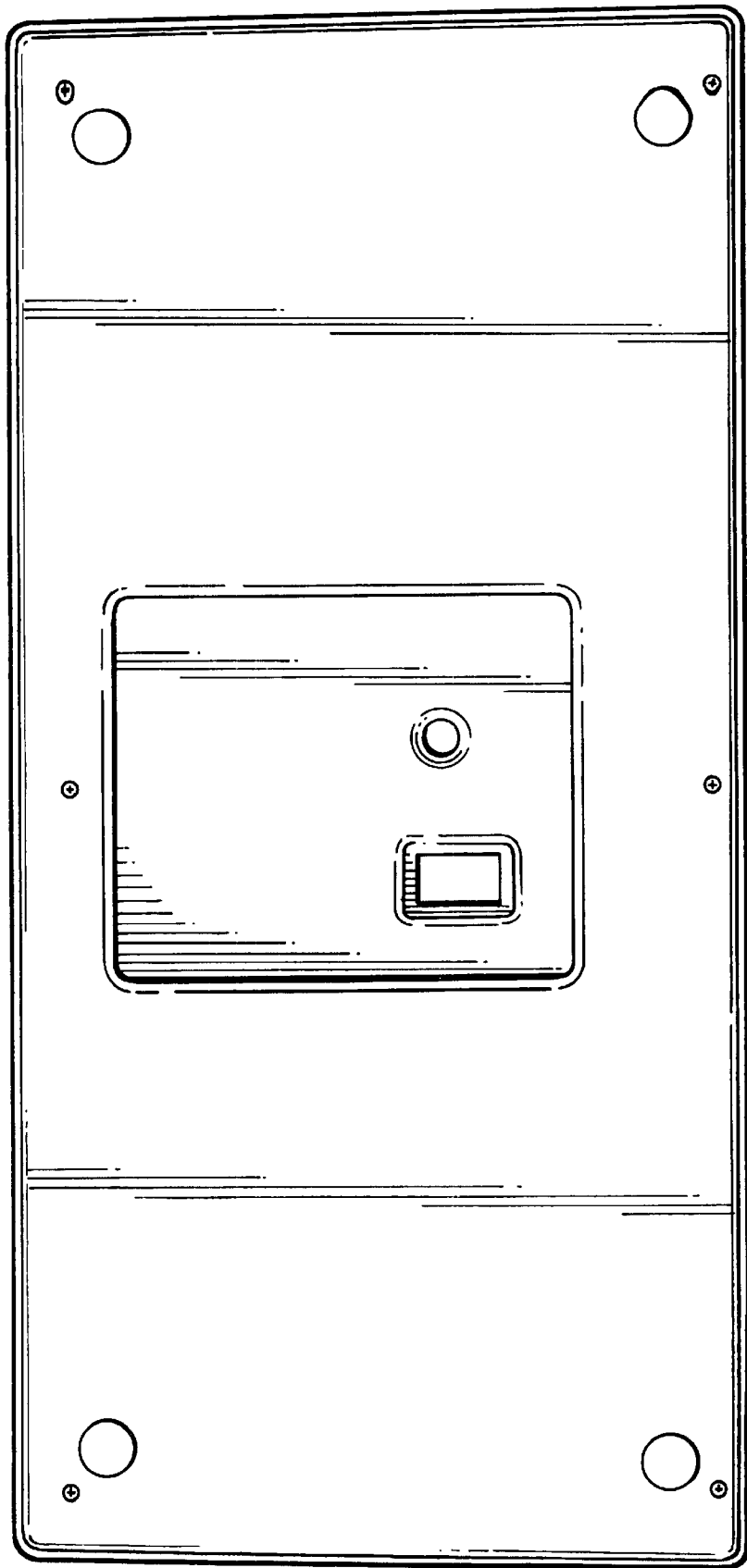


Fig.5.

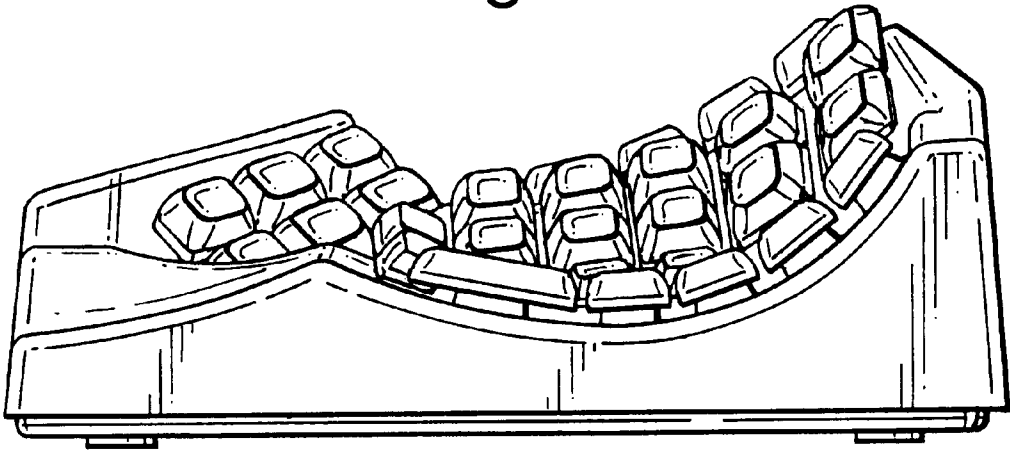


Fig.6.

