



(51) International Patent Classification:

A61K 9/14 (2006.01) A61K 8/02 (2006.01)
A61K 9/50 (2006.01) A23L 27/10 (2016.01)

(21) International Application Number:

PCT/EP2017/001111

(22) International Filing Date:

19 September 2017 (19.09.2017)

(25) Filing Language:

English

(26) Publication Language:

English

(30) Priority Data:

16450024.1 30 September 2016 (30.09.2016) EP

(71) Applicant: **ERBER AKTIENGESELLSCHAFT**
[AT/AT]; Erber Campus 1, 3131 Getzersdorf bei Traismau-
rer (AT).

(72) Inventors: **GOTTSCHALK, Pia**; Langenloiser Strasse
42/9, 3500 Krems (AT). **BINDER, Eva-Maria**; W.A.
Mozartstrasse 8, 3430 Tulln (AT). **WAXENECKER,**
Franz; Loipersdorf 4, 3240 Mank (AT). **SCHIEDER, Ca-**

rina; Staudach 56, 8230 Hartberg (AT). **HUNGER, Anne-**
Christine; Lützenkirchenstrasse 20, 81929 Munich (DE).
COLE, Stephen, Charles, John; Hauptstrasse 38, 3042
Würmla (AT).

(74) Agent: **CUNOW, Gerda**; CUNOW PATENTANWALTS
KG, Teschnergasse 33/1/3, 1180 Wien (AT).

(81) Designated States (unless otherwise indicated, for every
kind of national protection available): AE, AG, AL, AM,
AO, AT, AU, AZ, BA, BB, BG, BH, BN, BR, BW, BY, BZ,
CA, CH, CL, CN, CO, CR, CU, CZ, DE, DJ, DK, DM, DO,
DZ, EC, EE, EG, ES, FI, GB, GD, GE, GH, GM, GT, HN,
HR, HU, ID, IL, IN, IR, IS, JO, JP, KE, KG, KH, KN, KP,
KR, KW, KZ, LA, LC, LK, LR, LS, LU, LY, MA, MD, ME,
MG, MK, MN, MW, MX, MY, MZ, NA, NG, NI, NO, NZ,
OM, PA, PE, PG, PH, PL, PT, QA, RO, RS, RU, RW, SA,
SC, SD, SE, SG, SK, SL, SM, ST, SV, SY, TH, TJ, TM, TN,
TR, TT, TZ, UA, UG, US, UZ, VC, VN, ZA, ZM, ZW.

(84) Designated States (unless otherwise indicated, for every
kind of regional protection available): ARIPO (BW, GH,
GM, KE, LR, LS, MW, MZ, NA, RW, SD, SL, ST, SZ, TZ,

(54) Title: PARTICLE CONTAINING AT LEAST A VOLATILE SUBSTANCE AND PROCESS FOR ITS PREPARATION

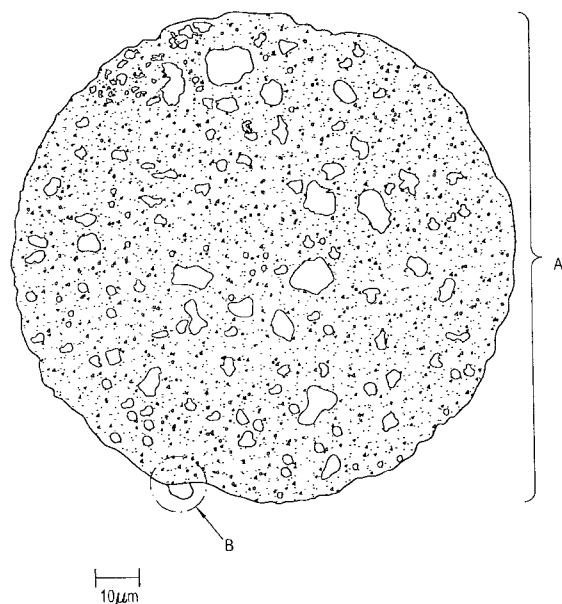


Fig. 1A

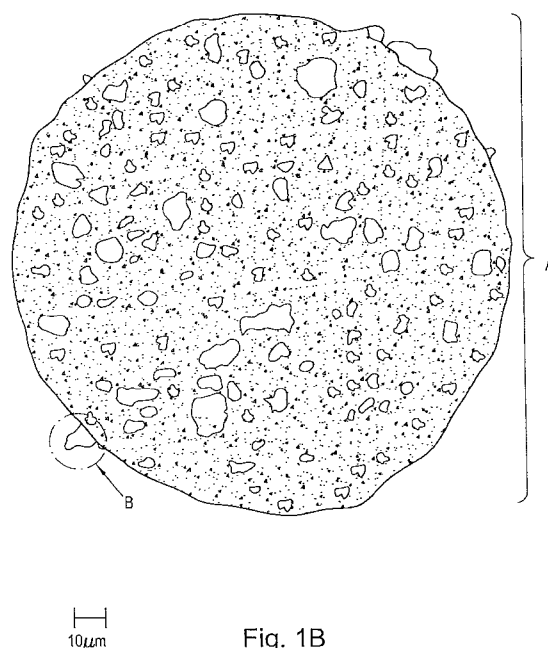


Fig. 1B

(57) Abstract: The invention is directed to a particle containing at least a volatile substance comprising a core comprising at least one matrix material and the at least one volatile substance and at least one coating layer, whereby a first coating layer is a non-confluent layer comprising at least a carrier material, whereby optionally the non-confluent layer contains at least one hydrophobic substance, and optionally the particle is surrounded by at least one confluent layer and / or further non-confluent layer(s) as well as to a process for producing the same.



UG, ZM, ZW), Eurasian (AM, AZ, BY, KG, KZ, RU, TJ, TM), European (AL, AT, BE, BG, CH, CY, CZ, DE, DK, EE, ES, FI, FR, GB, GR, HR, HU, IE, IS, IT, LT, LU, LV, MC, MK, MT, NL, NO, PL, PT, RO, RS, SE, SI, SK, SM, TR), OAPI (BF, BJ, CF, CG, CI, CM, GA, GN, GQ, GW, KM, ML, MR, NE, SN, TD, TG).

Published:

- *with international search report (Art. 21(3))*
- *before the expiration of the time limit for amending the claims and to be republished in the event of receipt of amendments (Rule 48.2(h))*

PARTICLE CONTAINING AT LEAST A VOLATILE SUBSTANCE AND PROCESS FOR ITS PREPARATION

The present invention is directed to a particle containing at least a volatile substance and
5 to a process for its preparation. The particle consists of a core comprising at least one matrix material and the at least one volatile substance as well as at least one coating layer.

It is known to incorporate active ingredients such as plant extracts, pharmaceuticals or
10 also essential oils into granules, comprising in their core at least a matrix material, which is able to adhere to or take up or matrix encapsulate the active ingredients. To avoid that the active ingredients are destroyed or evaporated during further storage or processing, for example, conditioning, pelletizing or granulation of an animal feed or feed additive, the core granules can have at least one coating applied by fluidized bed processing,
15 especially fluidized bed drying or other coating technique known in the art. Thereby one can obtain particles or microparticles consisting of a core and a confluent coating layer. However, it is not possible to protect the volatile active ingredients in the particle, especially these present in the core during the application of such a coating layer. The volatile active ingredient(s) is(are) destroyed or escape during preparation of the coating
20 by the fluidization process even at relatively low processing temperatures. Such losses during the process or storage are expensive and result in an uncertainty of the amount of volatile active ingredient contained in the product. Furthermore, there is a risk of insufficient loading of the particle with the desired volatile compound.

25 From US 2011/0142985 one can gather a granular feed additive with a core and coating whereby the core is a microparticle composed of at least one active plant extract and/or at least a flavouring incorporated in a matrix. The coating comprises at least one sweetener and optionally at least one potentiator and at least one flavouring. A flavouring according to US 2011/0142985 is any flavouring as defined by European Directive 88/388/EEC.
30 Moreover this document also shows a process for preparing the granular feed additive.

US-PS 4,707,367 describes a melt-based and extruded solid essential oil composition in particulate form having a hydrophilic core consisting of sugar, starch hydrolysate, a selected emulsifier, essential oil flavour and water, whereby the essential oil flavour is
35 provided in a substantially completely encapsulated form.

EP 1 419 811 A1 is directed to stable plant extracts which are provided in a microencapsulated manner. The microcapsules are prepared by preparing an emulsion containing water, a solubilizer, natural polymers and the substance to be encapsulated and than spray drying of this emulsion will give the requested powdery microcapsules.

5

The present invention aims therefore to a particle and a process for its preparation which particle has a core containing at least one volatile substance, especially high contents of the at least one volatile substance and at least one coating layer protecting the volatile substance in the particle in such a manner that nearly no loss of the same results during preparation, further processing and storage of the particle occurs. Moreover the particle should be easy to handle and should be an especially free-flowing particle which is not sticky and does not go lumpy.

10

This objective has been achieved by providing a particle having a core comprising at least one matrix material and at least one volatile substance and at least one coating layer which particle is characterized in that

15

(a) the matrix material is selected from the group of fats, hydrogenated triglycerides and waxes that are solid or semi-solid at 20 °C and 1 atmosphere,

20

(b) the core contains 30 % by weight to 97 % by weight of matrix material based on the total mass of the core,

(c) a first coating layer is a non-confluent layer comprising at least a carrier material being attached to the core,

(d) the carrier material is an inorganic material having a porous structure and a D50 of 1 to 300 µm,

25

whereby optionally the non-confluent layer contains at least one hydrophobic substance, and optionally the particle is surrounded by at least one confluent layer and / or further non-confluent layer(s),

whereby the presence of the first non-confluent layer increases the recovery of the volatile substance in the core during granulation or fluidization of the particle.

30

By providing a particle having a first coating layer which is a non-confluent layer preferably comprising at least one hydrophobic substance it is surprisingly possible to avoid evaporation of the at least one volatile substance contained in the core irrespectively whether this particle is stored for a long time or further processed at higher temperature. A stable and durable particle is obtained, if the core contains 30 % by weight to 97 % by weight of matrix material based on the total mass of the core. By providing a core containing up to 97 % by weight of matrix material it is possible to adjust the durability and

35

compactness of the core according to the respective requirement and at the same time to control the coverage obtained with the non-confluent layer. Especially good results are obtained if the at least one matrix material of the core is selected from the group of fats; hydrogenated triglycerides and waxes that are solid or semi-solid at 20 °C and 1 atmosphere. Moreover it is possible to use the particle obtained in a standard granulation or fluidization procedure without loss of more than 20 %, preferably 10 %, most preferred 5 % by weight of the volatile substance contained in the core. Thus an increased recovery of the volatile substances in the core, preferably more than 10 %, more than 20 %, more than 30 % and more than 50 % is achieved.

An especially good retainment of the volatile substance in the core is obtained if inorganic carrier materials having a porous structure having a D_{50} of 1 to 300 μm . Preferably inorganic carrier materials having a porous structure having a D_{50} of 2 to 150 μm and more preferably of 5 to 30 μm can be used as the carrier material. The D_{50} is defined as the particle size (diameter) below which 50 % of the particles of a sample are. With such carrier material it is possible to obtain a non-confluent layer having a sufficient thickness for being able to absorb volatile substances being present in the core and at the same time to obtain a particle having a non-confluent layer covering not more than 50 % of the surface of the core.

It is assumed that by choosing the matrix material of the core as well as the volatile substance in such a way that the carrier material of the first non-confluent layer adheres only on molecules of the volatile substance being exposed at the surface of the core, a core is obtained being only covered to a small to medium amount with the carrier material of the first non-confluent layer. If for example the volatile substance or also the mixture of volatile substances which is/are preferably liquid at a room temperature of 20 ± 5 °C the carrier material of the first non-confluent layer is bound by liquid bridges at regions of the core material exposing the volatile substance(s) at the surface. A bonding between the matrix material and the carrier material will surprisingly not take place and therefore also a coverage of the core material in regions without any volatile substance at the surface will not take place, so that a particle is obtained having a core and at least one non-confluent layer covering at most 50 % of the core, especially at most 25 % and most preferably at most 15 % of the surface of the core. Preferably a particle is obtained having an average surface coverage by the non-confluent layer of 1 % to 50 %, preferably of 2 % to 25 % and most preferably of 3 % to 15 %.

The particles obtained can be used in nutrition for example for introduction of any flavouring agent in feed or food, for addition of volatile active ingredients in pharmaceutical products or feed and food. Naturally it is possible to use the particles as such as a food or feed additive by mixing the same in feed or feed premixes or in convenience food products such as for example chewing gums. Furthermore they can be used for introducing flavourings in toiletries, in cleaning and washing liquids and/or powders but also as a curing and /or supporting agent in different products.

Preferably the core contains 3 % by weight to 50 % by weight, preferably 5 % by weight to 40 % by weight and even more preferably 10 % by weight to 30 % by weight volatile substances based on the total mass of the core. By choosing the amount of volatile substance in this range it is possible to obtain a stable core particle containing an amount of volatile substance which is fixedly attached to the core, especially adsorbed or absorbed at the surface of the core material or also embedded in the matrix material forming the core and the volatile substance can also be bound to the material of the non-confluent layer and therefore any loss especially any evaporation of the volatile substance during any further processing of the particle can be avoided.

Excellent results can be obtained if the at least one volatile substance being contained in the core has a vapor pressure at 125 °C between 10 mm Hg and 200 mm Hg, preferably between 30 mm Hg and 70 mm Hg. The vapor pressures being calculated using the Antoine equation and constants obtained from Yaws, C.L. & Satyro, M.A., "Chapter 1 – Vapor Pressure – Organic Compounds", in "The Yaws Handbook of Vapor Pressure (Second Edition) Antoine Coefficients", Elsevier B.V. (2015) pp 1-314, ISBN: 978-0-12-802999-2. An alternative source obtaining Antoine constants may be Dykyj, J., Svoboda, J., Wilhoit, R.C., Frenkel, M. & Hall, K.R., Chapter 2 Organic Compounds, C1 to C57 Part 2, in Vapor Pressure and Antoine Constants for Oxygen Containing Organic Compounds, Springer Materials (2000) pp 111-205. ISBN: 978-3-540-49810-0. In case the different vapor pressure calculations result in contradictory results it is herein preferred that the vapor pressure of the at least one volatile substance in the core is preferably in the range starting from the vapor pressure of D-limonene (CAS-No: 5989-27-5) and ending at the vapor pressure of eugenol (CAS-No: 97-53-0), more preferred in the range starting from the vapor pressure of linalool (CAS-No: 78-70-6) and ending at the vapor pressure of D-carvone (CAS-No: 2244-16-8).

- 5 -

Such substances can surprisingly be retained in the core of the particle by the non-confluent layer being attached to the surface of the core. It is assumed that the non-confluent layer chosen is able to attract evaporating molecules of the volatile substance and binding the same by a physical bond whereby evaporation of the volatile molecules contained in the core out of the particle is avoided.

By selecting the at least one volatile substance being contained in the core from an essential oil or a plant extract both being preferentially prepared from a plant selected from the group of oregano, thyme, wintergreen, caraway, mint, peppermint, anise, orange, lemon, fennel, star anise, clove, cinnamon and garlic; or from an ingredient, component or compound of the essential oil or plant extract, which also may be derived from synthetic or biotechnological production, preferably selected from the group of D-limonene, γ -terpinene, *p*-cymene, 2-carene, linalool oxide, isomenthone, camphor, linalool, terpinen-4-ol, 2-isopropyl-1-methoxy-4-methylbenzene, L-menthol, ethylamine, α -terpineol, β -caryophyllene, D-carvone, methyl salicylate, α -caryophyllene, lavandulyl acetate, caryophyllene oxide, eugenol, thymol and carvacrol; the recovery rates of the volatile substances are very high. The particle containing a volatile substance as defined can especially be used as flavoring in human or animal nutrition, anti-bacterial, anti-inflammatory, anabolic, morphology improving, gut integrity enhancing, digestibility improving, gut microbiota modulating, gut health status supporting agent, as digestibility enhancer to allow improved feed utilization and sparing of nutrients; as tool to decrease evaporation and to improve heat stability of the particle containing volatile substances, especially essential oils during feed and food conditioning, pelleting, extrusion and any drying process such as spray drying and/or roller-drying and/or pasteurization; as prevention and/or curing agent for humans or animals suffering from gastro-intestinal tract related diseases such as diarrhea, intestinal enteritis and so on, as flavoring agents for chewing gums to enhance the refreshing experience of a chewing gum, as flavoring for toiletries to have a boosting flavoring effect in any kind of toiletries such as shower gel, shampoo, tooth paste, deodorants and so on, as flavoring and substances with antibacterial efficacy in cleaning and washing formulations based on a liquid and/or dry solution and many other applications.

Herein essential oils are defined as substances that are prepared according to at least one procedure described in the European Pharmacopoeia, 8th Edition, supplement 8.0/2098.

Herein plant extracts are defined as substances that are prepared according to at least one procedure described in the European Pharmacopoeia, 8th Edition, supplement 8.5/0765.

- 5 All compounds mentioned can be either of natural, synthetic or biotechnological origin.

Preferably, the volatile substance or also a mixture of different volatile substances being contained in the core is liquid at a temperature of 20 ± 5 °C whereby it is assured that the volatile substance in the core forms a non-confluent layer with the at least one carrier
10 material of the non-confluent layer. Furthermore, it is possible that the volatile substance is a sensory active substance such as an olfactory active substance influencing the smell, a gustatory active substance influencing the taste or a substance influencing both the smell and the taste like aromas or flavors.

15 It is possible that the volatile substance is an aliphatic compound, an ester, an acid, an alcohol, an aldehyde, a ketone or derivatives thereof, especially a terpene such as open chain terpenes, cyclic terpenes, monoterpenes or sesquiterpenes; especially a lactone like γ -octalactone, γ -nonalactone, γ -decalactone or γ -undecalactone.

20 The volatile substance can also be an aromatic compound especially a benzoic acid derivative, a phenol derivative, a phenylpropane derivative or a coumarin derivative.

Particles which have according to a further development of the invention a diameter of the core between 50 μm and 1000 μm , preferably between 100 μm and 300 μm and even
25 more preferably between 175 μm and 225 μm are sufficiently small for being mixed and evenly distributed in liquid, pasty or also solid products like powders or granules. It is therefore possible to use only small amounts of the particle in products for obtaining the effect chosen, being an increased recovery of the volatile substances in the core, preferably by more than 10 %, more than 20 %, more than 30 %, more than 50 %. It is
30 possible for example to add the particle in incorporated amounts of 0.01 g to 7 kg per 1000 kg and/or 1000 l to prevention and/or curing agents for humans or animals, in incorporated amounts of 0.01 g to 10 kg per 1000 kg and/or 1000 l to flavoring agents for human or animal nutrition or also added in amounts of 10 g to 10 kg per ton to feed/dry milk replacers and/or per 1000 l of water/milk in feed, milk replacers and also to water.

A stable and durable particle is especially characterized in that the core contains, preferably 50 % by weight to 85 % by weight and even more preferably 58 % by weight to 70 % by weight of matrix material based on the total mass of the core. By providing a core containing up to 85 % by weight of matrix material it is possible to adjust the durability and compactness of the core according to the respective requirement and at the same time to control the coverage obtained with the non-confluent layer. The more matrix material is present in the core the smaller is the coverage of the core with the non-confluent layer.

Especially good results can be obtained if the at least one matrix material of the core is selected from hydrogenated triglycerides, preferably vegetal triglycerides like palm oil, sunflower oil, corn oil, rapeseed oil, peanut oil or soybean oil or from waxes, preferably candelilla wax or carnauba wax. By choosing the core material from materials listed above it is possible to embed the volatile substance in the matrix material and at the same time to provide a core being solid or semi-solid so that covering this core by the carrier material will result in a non-confluent coating layer of the carrier.

For obtaining a more stable core preferably up to 20 % by weight of the at least one matrix material is replaced by at least one texturizer, preferably selected from the group of polymers, such as proteins, preferably whey protein, corn protein, wheat protein, rape protein and pea protein, polysaccharides such as celluloses, starches and pectin; montmorillonites; stearates; sulphates and silicates, preferably precipitated silica. By incorporating the texturizer in the core it is possible to further enhance the stability of the particle as such and at the same time to further increase retainment of the volatile substance in the core material of the particle. By incorporating a texturizer in the core, higher amounts of volatile substances, up 40% by weight and more, can be achieved in the core.

For obtaining a non-confluent layer able to increase the recovery rate of the volatile substances in the core even better the invention is further developed in that the carrier material of the non-confluent layer comprises at least one hydrophobic substance. By adding at least one hydrophobic substance that is preferably semi-solid or liquid at the mixing temperature of the hydrophobic substance and the carrier material to the carrier material one can obtain a material for the non-confluent layer which is still powdery and resembles to the material of the core without being identical to the same. Preferably the at least one hydrophobic substance is therefore selected from an essential oil or a plant extract both being preferentially prepared from a plant selected from the group of oregano,

thyme or mint, peppermint, or from an ingredient, component or compound of the essential oil or plant extract, which also may be derived from synthetic or biotechnological production, preferably selected from the group of monoterpenes, preferably α -terpinene, linalool, geraniol, menthol, citronellal, carvone, menthone, sesquiterpenes preferably
5 farnesol, farnesene, α -bisabolol and α -caryophyllene; and aromatic compounds preferably carvacrol, thymol, cinnamaldehyde, anethole and eugenol. By adding hydrophobic substances to the carrier it is possible to incorporate higher amounts of volatile substances like essential oils into the whole particle and especially into the non-confluent layer whereby particles having an excess amount of volatile substance can be obtained.
10 In many applications such as food or feed additive the amount of flavourings will be essential for obtaining a functional and tasty product and therefore it might be helpful having a non-confluent layer containing also flavourings.

Surprisingly it was found that the adherence of the non-confluent layer to the core will not
15 be adversely affected if the carrier of the non-confluent layer contains at least 100 % by weight, preferably at least 150 % by weight, more preferably at least 220 % by weight and most preferably at least 400 % by weight of the hydrophobic substance based on the mass of the carrier material without the at least one hydrophobic substance. The effect achieved is that the total amount of hydrophobic substances in the particle augments
20 which leads to a product having for example an higher content of flavourings, which help for example to mask ill-tasting substances being contained in the core or also in the product whereto the particles are added.

For obtaining a longer duration of storage of the particles it is possible according to the
25 present invention to surround the particle by at least one confluent layer. Such a confluent layer may have a thickness of not more than 100 μm , preferably not more than 50 μm , more preferably not more than 20 μm and most preferably not more than 10 μm , whereby particles are obtained which are sufficiently small for being used in many applications such as in medicine, feed or food applications as flavouring or also as substances with
30 antibacterial efficacy in cleaning and washing formulations based on a liquid and/or dry solution. Furthermore the confluent layer may comprise at least one coating material and optionally at least one active ingredient or also a coating material and a flavouring agent.

Such a confluent layer may consist of each material being convenient and is preferably a
35 hydrophobic layer in which the coating material is preferably selected from the group of hydrogenated vegetal triglycerides, preferably palm oil, sunflower oil, corn oil, rapeseed

oil, peanut oil and soybean oil; waxes, preferably candelilla wax and carnauba wax; essential oils, preferably monoterpenes, preferably limonene, α -terpinene, linalool, geraniol, menthol, citronellal, carvone and menthone, sesquiterpenes, preferably farnesol, farnesene, α -bisabolol and α -caryophyllene; and aromatic compounds preferably
5 carvacrol, thymol, cinnamaldehyde, anethole and eugenol. Thereby it is possible to obtain particles having a hydrophobic surface which can preferably be used in hydrophobic environments. A hydrophobic coating, for example, may confer a degree of resistance to dissolving in an aqueous environment and would result in a product that would be protected through passage of the upper gastrointestinal tract such as the stomach of
10 monogastric animals or the rumen of ruminant animals.

In the same manner it is possible to prepare particles having a coating consisting of a hydrophilic confluent layer in which the coating material is preferably selected from the group of biopolymers, preferably carbohydrates like starch or cyclodextrin, and
15 polyethylene glycol; hydrocolloids, preferably carrageenan, alginates and gum arabicum; wheat gluten; salts preferably chlorides, nitrates, phosphates and sulphates, more preferably sodium sulphate and ammonium sulphate. These particles may be used in an especially hydrophilic environment and show a long storage time. A hydrophilic coating may confer resistance to steam conditioning and pelleting when such particles are
20 incorporated in animal feed.

The invention aims also to a process for preparing a particle containing at least a volatile substance comprising the steps of:

- 25 (i) forming a melt of an at least one matrix material, whereas the matrix material is selected from the group of fats, hydrogenated triglycerides and waxes that are solid or semi-solid at 20 °C and 1 atmosphere,
- (ii) forming a melt-mixture comprising an emulsion, dispersion, solution or suspension of the at least one volatile substance in the melt, by incorporating it into the melt,
- (iii) forming discrete cores of the melt mixture, whereby the cores contain 30 % by weight
30 to 97 % by weight of matrix material based on the total mass of the core,
- (iv) cooling the discrete cores,
- (v) mixing the cores with at least one carrier material optionally containing at least one hydrophobic substance thereby forming a first non-confluent layer, whereas the carrier material is an inorganic material having a porous structure and a D_{50} of 1 to 300 μm ,
- 35 (vi) optionally surrounding the particle with at least one confluent layer and / or further non-confluent layer(s),

whereby the presence of the first non-confluent layer increases the recovery of the volatile substance in the core during the granulation of fluidization.

With such a process it is possible to obtain very small particles containing in its core at least one volatile substance. Evaporation of this volatile substance from the core is prevented by attaching to the surface of the core a non-confluent layer comprising at least one matrix material. The process steps for obtaining this particle are very simple and no expensive and complicated devices are necessary for the preparation of the particle. Notwithstanding it is possible to obtain with this process a particle which shows the advantages described above.

Especially good results can be obtained if the core is obtained by matrix encapsulation techniques preferably by spray cooling. Applicable spray cooling techniques are described in detail in Gouin, S. (2004) Microencapsulation: industrial appraisal of existing technologies and trends. Trends Food Sci. Technol. 15, 330-347 and WO 99/61145 Method and apparatus for forming an encapsulated product matrix. By using such a technique it is possible to prepare cores containing up to 50 % by weight of a volatile substance and the cores obtained can be further processed, especially coated with the non-confluent layer without any significant change in its temperature.

For achieving a non-confluent layer covering not more than 50 %, especially not more than 25 % and preferably not more than 15 % of the surface of the core the process can be conducted in such a manner that the core material is mixed by shaking, slow stirring or circulating in a batch container at a temperature of $20\text{ }^{\circ}\text{C} \pm 5\text{ }^{\circ}\text{C}$ with the carrier material. With such a process it is possible to form liquid bridges between the volatile substance being contained in the core and the carrier material being contained in the non-confluent layer. Although no chemical bonding exists between core and non-confluent layer the non-confluent layer cannot easily separate from the core after having it formed thereon. The present process is therefore cheap and at the same time very efficient for the preparation of the particle according to the present invention.

For obtaining a further protection of the core containing and/or comprising a volatile substance a confluent layer is applied by a suitable coating technology, preferably fluidized bed coating to the particle containing the core and the non-confluent layer. Applicable fluidized bed coating techniques are described in detail in Nienow, A.W. (1995) Fluidised bed granulation and coating: applications to materials, agriculture and biotechnology. Chem. Eng. Comm. 139, 233-253 or WO 03/033125 "Process for the

production or coating of granules, apparatus for carrying out the process, and granules obtainable thereby".

5 It must be noted that as used herein, the singular forms "a", "an" and "the" include plural references and vice versa unless the context clearly indicates otherwise. Thus, for example, a reference to "a particle" or "a process" includes one or more of such particles or processes, respectively, and a reference to "the process" includes equivalent steps and processes that could be modified or substituted known to those of ordinary skill in the art. Similarly, for example, a reference to "parties", "processes" or "volatile substances"
10 include "a particle", "a processes" or "a volatile substance", respectively.

Unless otherwise indicated, the term "at least" preceding a series of elements is to be understood to refer to every element in the series. Those skilled in the art will recognize, or be able to ascertain using no more than routine experimentation, many equivalents to
15 the specific embodiments of the invention described herein. Such equivalents are intended to be encompassed by the present invention.

The term "and/or" wherever used herein includes the meaning of "and", "or" and "all or any other combination of the elements connected by said term". For example, A, B and/or
20 C means A, B, C, A+B, A+C, B+C and A+B+C.

The term "about" or "approximately" as used herein means within 20%, preferably within 10%, and more preferably within 5% of a given value or range. It includes also the concrete number, e.g., about 20 includes 20.
25

The term "more than" includes the concrete number. For example, more than 20 means \geq 20.

Throughout this specification and the claims or items, unless the context requires
30 otherwise, the word "comprise" and variations such as "comprises" and "comprising" will be understood to imply the inclusion of a stated integer (or step) or group of integers (or steps). It does not exclude any other integer (or step) or group of integers (or steps). When used herein, the term "comprising" can be substituted with "containing", "composed of", "including", "having" or "carrying." When used herein, "consisting of" excludes any
35 integer or step not specified in the claim/item. In each instance herein any of the terms

"comprising", "consisting essentially of" and "consisting of" may be replaced with either of the other two terms.

5 It should be understood that this invention is not limited to the particular methodology, protocols, material, reagents, and substances, etc., described herein. The terminologies used herein are for the purpose of describing particular embodiments only and are not intended to limit the scope of the present invention, which is defined solely by the claims/items.

10 All publications and patents cited throughout the text of this specification (including all patents, patent applications, scientific publications, manufacturer's specifications, instructions, etc.), whether supra or infra, are hereby incorporated by reference in their entirety. Nothing herein is to be construed as an admission that the invention is not entitled to antedate such disclosure by virtue of prior invention. To the extent the material
15 incorporated by reference contradicts or is inconsistent with this specification, the specification will supersede any such material.

For further clarifying the particles as well as the process for obtaining the same the invention is described in the following by means of figures and examples.

20

Therein:

Figure 1 consisting of Figure 1A and Figure 1B, wherein

Figure 1A shows the cross section through a particle obtained by example 1a having a core (A) and a non-confluent layer (B).

25 Figure 1B shows the cross section through a particle obtained by example 1b having a core (A) and a non-confluent layer (B).

Figure 2 consisting of Figure 2A and Figure 2B, wherein

Figure 2A shows the cross section through a particle obtained by example 1a. The diameter of the core and the length of selected carrier material particles are drawn in.

30 Figure 2B shows the cross section through a particle obtained by example 1b. The diameter of the core and the length of selected carrier material particles are drawn in.

Figure 3 shows the cross-section of a particles having a core (A) and a non-confluent layer (B) which is surrounded by a confluent layer (C)

35 Example 1

In example 1a-c) the production of particles consisting of a core comprising a volatile substance and a non-confluent layer is described on a laboratory scale.

Example 1a

- 5 1) Generation of the core
- i) Generation of a melt of a matrix material
 Hydrogenated sunflower oil (HSO) (CAS-No: 69002-71-1; ADM Sio; VGB5ST; MP: 33 – 70 °C; White flakes at 20 °C) was molten in a stainless steel vessel at a melting
10 temperature of 85 °C. 600 g of the HSO were poured into a 2 L glass bottle. The glass bottle was placed onto a magnetic stirrer and the temperature was kept at 85 °C. Under stirring 100 g of a texturizer (hydrophobic precipitated silicate; Sipernat®D17; CAS-No: 68611-44-9; D₅₀ = 10 µm) were mixed to the molten HSO.
- 15 ii) Incorporation of a volatile substance into the melt
 As soon as the hydrophobic precipitated silicate was completely dissolved 300 g of a mixture of volatile substances (1) consisting of 44 % by weight synthetic carvacrol (CAS-No: 499-75-2), 47 % by weight caraway oil (CAS-No: 8000-42-8) and 9 % by weight oregano oil (CAS-No: 862374-92-3) were added. This addition reduced the
20 temperature of the melt to approx. 60 °C. The final melt thus contains 60 % by weight hydrogenated sunflower oil (CAS-No: 69002-71-1), 10 % by weight texturizer (CAS-No: 68611-44-9) and 30 % by weight volatile substances.
- 25 iii) Formation of discrete cores from the melt mixture
 The mixture was re-heated to 80 °C and pumped through a hose to the spraying fluid connection of a spinning disc (fluid stream: 5.7 l/h). The spraying fluid is defined as the melt mixture forming the core. The spinning disc is a horizontally oriented disc with fine grooves on the surface. Liquid material (e.g. the melt) flowing over the surface of the rotating spinning disc forms fine droplets when leaving its edges. The
30 rotation of the spinning disc (3275 rpm) forced the material mixture to leave the disc in form of fine droplets. The spinning disc is assembled within a prilling tower, which is a room (LxBxH; 90x70x200 cm) in which the spinning disc is installed.
- 35 iv) Cooling of the discrete cores
 Cooling was achieved by keeping the prilling tower at max. 30 °C, a temperature at which the melt droplets hardens automatically. When the droplets reached the prilling

- 14 -

tower bottom the droplets had hardened and a powder had formed (D_{50} = approx. 200 μm). In the following this powder is named core.

2) Generation of the non-confluent layer

5 Precipitated silicate (Sipernat®22S; CAS-No: 112926-00-8; D_{50} = 13.5 μm ; spec. surface = 190 m^2/g) was used as the carrier material for the non-confluent layer.

3) Application of the non-confluent layer onto the core

10 The product from step 1) (1000 g) was filled into the mixing chamber of a mixing device (kitchen aid). Under stirring at lowest level (40 rpm) 37.5 g of the carrier material from step 2) were admixed to the core until all visible lumps were divided and the material mixture was homogenized.

Example 1b

15 1) Generation of the core: See step 1) from example 1a

2) Generation of the non-confluent layer

37.5 g precipitated silicate (Sipernat®22S; CAS-No: 112926-00-8; D_{50} = 13.5 μm ; spec. surface = 190 m^2/g) were weighed into the mixing chamber of a kitchen aid.
20 Under stirring 75 g of a hydrophobic substance, being mint oil (CAS-No: 90063-97-1) was pipetted onto the silicate. The materials were mixed with the mixing device at 40 rpm kitchen aid at the lowest level until no humid lumps or free hydrophobic substance were visible any more. In the following, the precipitated silicate that contains at least one hydrophobic substance, e.g. an essential oil is named: loaded
25 non-confluent layer.

3) Application of the loaded non-confluent layer onto the core

The product from step 1) (1000 g) was filled into the mixing chamber of the kitchen aid. Under stirring at lowest level the loaded non-confluent layer from step 2)
30 (112.5 g) was admixed to the core until all visible lumps were divided and the material mixture was homogenized.

Example 1c

1) Generation of the core: See step 1) from example 1a

35

2) Generation of the non-confluent layer

- 15 -

37.5 g precipitated silicate (Sipernat®22S; CAS-No: 112926-00-8; $D_{50} = 13.5 \mu\text{m}$; spec. surface = $190 \text{ m}^2/\text{g}$) were weighed into the mixing chamber of a kitchen aid. 37.5 g of a hydrophobic substance, being crystalline menthol (CAS-No: 2216-51-5) were weighed into a beaker glass and molten at moderate temperature (40 – 45 °C).
5 The opening of the beaker glass was covered with aluminium foil to avoid menthol evaporation. Under stirring at the lowest level the molten menthol was poured over and mixed with the precipitated silicate until no humid lumps or free menthol was visible any more.

10 3) Application of the loaded non-confluent layer onto the core

The product from step 1) (1000 g) was filled into the mixing chamber of the kitchen aid. Under stirring at lowest level the loaded non-confluent layer from step 2) (75 g) was admixed to the core until all visible lumps were divided and the material mixture was homogenized.

15

In addition to step 3) example 1a-c were investigated via scanning electron microscopy (SEM) to see whether the structure of a core surrounded by a non-confluent layer is feasible (Figure 1A and 1B).

20 Alternatively, to the mixture of volatile substances (1) described in example 1a the following mixtures of volatile substances can exemplary also be used within the scope of the invention:

(2): 30 % by weight orange essential oil; 70 % anise essential oil

(3): 13 % by weight oregano oil; 58 % by weight thyme oil; 29% by weight caraway oil

25 (4): 51 % by weight peppermint oil; 10 % by weight majoram oil; 16 % by weight clove oil; 23 % by weight star anise oil

(5): 67% by weight mint oil; 2% wintergreen oil; 22 % by weight L-carvone; 9% by weight methyl salicylate

(6): 100 % by weight oregano oil

30 (7): 45 % by weight cinnamon bark oil; 9% by weight trans-cinnamaldehyde; 18% by weight clove oil; 6% by weight eugenol; 2% by weight β -caryophyllene; 20% by weight by orange oil

(8): 17% by weight carvacrol; 78 % by weight thymol; 5% by weight D-carvone

(9): 17% by weight of garlic oil; 80% by weight of fennel oil; 3% by weight *trans*-anethole

35 (10): 41% by weight peppermint oil; 34 % by weight clove oil; 25 % by weight thymol

(11): 100% by weight carvacrol

Example 2

The structure of the particles comprising a core and a non-confluent layer were investigated via SEM. Therefore, the particles were spread over a plastic foil (thickness approx. 0.5 mm) and poured with a molten epoxy resin. When the resin had hardened the plastic foil covered with the particles and the resin was fixed with a clamp and put into the centre of a whole cylinder (d = approx. 2.5 cm, h = approx. 1 cm). The cylinder was completely filled with molten epoxy resin again. As soon as the resin had hardened, it was loosened from the cylinder and fixed into a grinding machine. The sample was ground until a level was reached that the particles were sliced. The cross section through the single particles was analyzed via SEM (Zeiss; Supra 35; Smart SEM V05.04). This revealed that all particles described in example 1 have a non-confluent layer at the surface of the core as exemplary shown in figure 1A and 1B.

15 Example 3

On basis of the analysis described in example 2 the average surface coverage of the cores by the non-confluent layer could be calculated. Therefore 10 to 20 particles of each sample/batch were analyzed. The circumference of each core was calculated by measuring its diameter and applying the formula $U = \pi * d$, with U is the circumference, π is Pi and d is the diameter of the core. The length of all carrier material particles of the non-confluent layer ($l_{1,2,3,\dots,n}$) that are attached to the core were measured (see Fig. 2A and 2B). The length of the carrier material particles is defined as the length of the contact line between the carrier material particles and the core. The surface coverage in percentage of one core (the core coverage CC) by the non-confluent layer was calculated according to the formula:

$$CC_{1,2,3,\dots,n} = \frac{SUM(l_{1,2,3,\dots,n})}{U} * 100$$

The average surface coverage of the cores by the non-confluent layer was determined by measuring the CC of 10 to 20 particles of one sample and by calculating the average.

30 Exemplarily, the calculation of the core coverage for the particle shown in figure 2A is shown:

$$d_1 = 118.72 \mu m \text{ and } l_1 = 2.19 \mu m, l_2 = 3.53 \mu m, l_3 = 2.36 \mu m, l_4 = 6.45 \mu m \text{ and } l_5 = 5.92 \mu m.$$

$$U = \pi * d; U = \pi * 118.72 \mu m = 372.97 \mu m$$

$$35 \quad SUM(l_{1,2,3,4,5}) = 2.19 \mu m + 3.53 \mu m + 2.36 \mu m + 6.45 \mu m + 5.92 \mu m = 20.45 \mu m$$

- 17 -

$$CC_1 = \frac{SUM(1,2,3,4,5)}{U} * 100 = \frac{20.45 \mu m}{327.97 \mu m} * 100 = 5.48 \%$$

Example 4

5 Cores were prepared as described in example 1a (in batches 5-7 the weight percentages have been changed according to table 1. The non-confluent layer for batch 1, 5 and 6 was applied as described in example 1a and all other batches as described in example 1b, however in amounts as indicated in table 1. All batches were analyzed via SEM with the method described in example 2 and the average surface coverage of each sample was calculated following example 3. The results showed that the average core coverage of a
10 sample increases with increasing amount of the precipitated silicate loaded with a hydrophobic substance.

Table 1: Composition of the particles and average core coverage of the non-confluent layer

Batch No.	Core			Non-confluent layer		Core coverage Average [%]
	Matrix material (HSO) [%wt]	Texturizer [%wt]	Volatiles substance mixture (1) [%wt]	Carrier material [%wt]	Hydrophobic substance [%wt]	
1	57.83	9.64	28.91	3.62	-	9.9
2	61.55	4.73	28.40	1.77	3.55	5.9
3	52.13	10.79	26.97	3.37	6.74	9.8
4	53.07	4.08	24.49	6.12	12.24	10.4
5	95.29	-	2.94	1.77	-	1.3
6	32.86	14.08	46.94	6.12	-	23.7
7	44.90	4.08	32.66	6.12	12.24	20.8

15

Example 5

The particles from example 4 comprising were fluidized for 20 minutes. Therefore 150 g of each batch were put into the process chamber of a laboratory scale fluidized bed plant (DMR, WFP-Mini) and the material was fluidized with a process air temperature of 27 °C and an air stream of 10 – 15 m³/h (depending on the fluidization of the cores) and a product temperature of about 28 °C. As negative controls cores with the identical core composition but without the non-confluent protection layer were fluidized under the same
20 conditions. Thus 1 control was required for batches 1-4 and 1 control for each of the

batches 5-7. Recovery rates of four volatile compounds present in the volatile substance mixture (1) were analyzed (see table 2).

5 After 20 minutes fluidization a sample of a few grams was taken and the material was analyzed for its residual volatile substance content via gas chromatography (GC). Therefore 0.10 to 0.11 g of the fluidized particles were weighed into a 2 mL plastic tube. The exact sample weight was determined using an analytical balance (accuracy 0.0001 g) and noted. 1.5 mL ethyl acetate (EtOAc) were added to the particles and the plastic tubes were closed. The material was shaken for 10 minutes and afterwards centrifuged for ten
10 minutes at 12500 rpm. The supernatant was collected in a 15 mL plastic tube. To release all the volatile material from the particles this extraction step with EtOAc was performed three times and the supernatants were collected together in the same plastic tube. Additionally 100 μ L of the internal standard (Dicyclohexylmethanol, CAS-No: 4453-82-1, approx. 0.5 g/L) were added and the plastic tube was made up to a volume of 5 mL with
15 EtOAc.

For the quantitative measurement of the content of the volatile substances after 20 minutes fluidization the volatile substances a Shimadzu gas chromatograph equipped with a SSL-inlet and a FID detector (Shimadzu GC-2010 plus) was used. The liner was straight
20 with glass wool on top, the inlet maintained at 250 °C. Injection volume was 1 μ l at a split ratio of 10. The carrier gas was helium (AlphaGaz 1, purity 99,999%) and the gas flow was 1.6 ml in constant flow mode. The separation column was a polar WAX column with length 30 m, inner diameter 0.25 mm and a film thickness of 0.25 μ m (Zebron ZB-WAXplus, Phenomenex). The oven program started with 60 °C for 1 min and ramped with
25 5 °C/min to 90 °C, 7 °C/min to 200 °C, 30 °C/min to 260 °C which was then kept for 7 min. The FID detector sampling rate was of 20 Hz, hydrogen flow was 40 ml/min, zero air flow 400 ml/min and makeup gas (He) flow was 30 ml/min and it was maintained at 280 °C. Therefore 1 mL of the solution described above were filled into a GC vial. The vial was closed using the respective screw lid and put into the auto sampler tray. The analysis
30 were started using the Labsolution software. The data analysis was performed with the MassHunter Quantitative Analysis program.

The volatile substance content of each product after 20 minutes fluidization (VSC_{20min}) was compared with the volatile substance content of the original sample ($VSC_{orig.}$) that has not
35 been fluidized. The recovery was calculated by the following formula:

$$Recovery [\%] = \frac{VSC_{20min}}{VSC_{orig.}} * 100$$

e.g. for if:

$$VSC_{orig.} = 8.3 \text{ mg/g} \text{ and } VSC_{20min} = 8.0 \text{ mg/g}$$

The recovery is:

$$Recovery = \frac{VSC_{20min}}{VSC_{orig.}} * 100 = \frac{8.0 \frac{mg}{g}}{8.3 \frac{mg}{g}} * 100 = 96 \%$$

5

Table 2: Volatile substance recovery after 20 minutes [%]

Batch No.	Linalool	Carvone	Thymol	Carvacrol
1-4 - Control	75	82	81	83
1	97	100	100	100
2	100	100	100	100
3	100	96	100	100
4	95	91	89	94
5 - Control	74	75	77	79
5	95	90	95	94
6 - Control	73	77	80	79
6	99	96	100	99
7 - Control	71	80	78	79
7	97	98	100	100

Example 6

10 Five batches of particles consisting of a core comprising a volatile substance and a non-confluent layer were produced. All cores were produced following example 1a, however the amount of texturizer and HSO was adapted according to table 3.

Table 3: Composition of the core

Batch No.	Volatile substance in core [%wt]	Matrix material (HSO) [%wt]	Texturizer [%wt]
1	30	58	12
2	30	65	5
3	30	68	2
4	30	69	1
5	30	70	-

- 20 -

The cores were furnished with a non-confluent layer following example 1b. All batches were fluidized for 20 minutes under the same conditions as described in example 5 and the recovery rates of the volatile substance in the core were determined via GC as described in example 5. In parallel cores with the same compositions as shown in table 3 without the non-confluent layer protecting the volatile substances in the core were fluidized and used as negative control batches. Table 4 shows the recoveries of single compounds of the volatile substances.

Table 4: Volatile substance recovery [%]

Batch No.	Linalool	Carvone	Thymol	Carvacrol
1 - Control	70	69	78	81
1	100	100	98	100
2 - Control	72	78	72	82
2	100	100	100	100
3 - Control	71	78	77	85
3	100	100	100	100
4 - Control	78	75	79	84
4	100	100	100	100
5 - Control	77	78	82	87
5	92	98	100	95

10

Example 7

Particles consisting of a core and a non-confluent layer were produced. All cores were produced following example 1a, however with different matrix materials (see batch 2-3 of table 5). To evaluate whether the protective effect of the non-confluent layer is influenced by the type of the matrix material hydrogenated rapeseed oil (CAS-No: 84681-71-0, ADM Sio; VGB6; MP: 68 – 74 °C; White flakes at 20 °C) and hydrogenated soybean oil (CAS-No: 8016-70-4, ADM Sio; VGB4; MP: 68 – 71 °C; White flakes at 20 °C) have been used.

15

Table 5: Composition of the core in %wt

Batch No.	Volatile substance	Matrix material	Texturizer
1	30	60 Hydrogenated sunflower oil (HSO)	10
2	30	60 Hydrogenated rapeseed oil	10
3	30	60	10

Hydrogenated soybean oil

The cores were furnished with a non-confluent layer following the performance described in example 1b. All batches were fluidized under the same conditions as described in example 5 and the recovery of the volatile core substance was determined via GC as described in example 5. Table 6 shows the recovery of selected single compounds of the volatile substance mixture.

Table 6: Volatile substance recovery [%]

Batch No.	Linalool	Carvone	Thymol	Carvacrol
1	100	96	100	100
2	91	98	100	98
3	88	98	96	94

10 Example 8 – core composition

Four batches of particles consisting of a core comprising a volatile substance and a non-confluent layer were produced. All cores were produced following example 1b and furnished with a non-confluent layer following the performance described in example 1b. To see whether the concentration of the core substance has an influence on the inventive protective effect, for each batch another concentration of the volatile core substance was used. The compositions of the different cores are listed in table 7.

Table 7: Composition of the core in %wt

Batch No.	Volatile substance in core [%wt]	Matrix material (HSO) [%wt]	Texturizer [%wt]
1	5	85	10
2	10	80	10
3	20	70	10
4	40	50	10

All four batches were fluidized for 20 minutes under the same conditions as described in example 5 and the recovery of the volatile core substance was determined via GC as described in example 5. Table 8 shows the recovery of selected single compounds of the volatile substance mixture. The protective effect of the non-confluent layer increases with increased volatile substance concentration in the core.

Table 8: Volatile substance recovery [%]

Batch No.	Linalool	Carvone	Thymol	Carvacrol
1 - Control	65	71	83	88
1	92	88	100	98
2 - Control	68	75	81	85
2	95	89	100	100
3 - Control	61	69	80	82
3	100	100	100	100
4 - Control	69	74	78	87
4	100	100	100	100

Example 9 – volatility of volatile core substances

5 Cores and non-confluent layers thereto were prepared as describes for batches 1–4 and control 1-4 in examples 4. All batches were fluidized for 20 minutes under the same conditions as described in example 5 and the recovery of the volatile core substance was determined via GC as described in example 5.

10 The recoveries of 13 selected compounds with vapor pressures between 11.3 mm Hg and 185.8 mm Hg at 125 °C were analyzed and listed in table 9.

15 The comparison of control to batch 1 shows that the application of the (non-loaded) carrier as non-confluent layer already has a protective effect on the volatile substances present in the core. The batches 2-4 reveal that the loaded carrier material has an even better protection towards the volatile substance embedded in the core.

Table 9: Volatile substance recovery [%]

	Volatile substance recovery after 20 minutes fluidization [%]					Calculated vapor pressure [mm Hg @ 125°C]
	Control	Batch 1	Batch 2	Batch 3	Batch 4	
D-Limonene	5	11	16	16	24	185.8028
γ-Terpinene	0	6	9	12	17	156.6294
p-Cymene	1	6	12	12	23	170.1698
Camphor	66	83	89	97	90	67.8680
Linalool	52	88	87	100	88	^a 73.1145

- 23 -

Terpinen-4-ol	61	78	87	98	98	
α -Terpineol	55	88	89	100	96	36.7883
β -Caryophyllene	55	74	93	96	87	
D-Carvone	66	80	85	100	94	^a 29.0791
α -Caryophyllene	50	71	76	90	90	
Eugenol	81	87	99	99	98	11.2903
Thymol	81	89	98	98	93	19.2101
Carvacrol	99	98	100	100	100	16.2002

The vapor pressures were calculated using the Antoine equation, which describe the relation between the vapor pressure and temperature for pure compounds.

Antoine equation:

5

$$\log_{10} p = A - \frac{B}{C + T}$$

Where:

p - vapor pressure of the component, mmHg

T - temperature, °C

10 A, B, C – component specific Antoine constants.

e.g.: Calculation of the vapor pressure of D-limonene at 125 °C with

A = 7.06744, B = 1691.1486, C = 227.441

15

$$\log_{10} p = 7.06744 - \frac{1691.1486}{227.441 + 125}$$

$$\log_{10} p = 2.269052185$$

$$p = 10^{2.269052185} = 185.8028$$

20

The Antoine constants can be obtained from different literature sources. It is preferred to obtain them from Yaws, C.L. & Satyro, M.A., Chapter 1 – Vapor Pressure – Organic Compounds, in The Yaws Handbook of Vapor Pressure (Second Edition) Antoine Coefficients, Elsevier B.V. (2015) pp 1-314. ISBN: 978-0-12-802999-2. An alternative source may be Dykyj, J., Svoboda, J., Wilhoit, R.C., Frenkel, M. & Hall, K.R., Chapter 2

25

Organic Compounds, C1 to C57 Part 2, in Vapor Pressure and Antoine Constants for Oxygen Containing Organic Compounds, Springer Materials (2000) pp 111-205. ISBN: 978-3-540-49810-0 (a) from which the constants have been obtained for calculating the

vapor pressure from linalool and carvone (see table 9). For all other substances, the constants from Yaws & Satyro have been used.

In case different the vapor pressure calculations result in contradictory results it is herein preferred that the vapor pressure of the at least one volatile substance is in the range from the vapor pressure of D-Limonene to the vapor pressure of eugenol, preferred in the range from the vapor pressure of linalool to the vapor pressure of D-carvone.

Example 10 – confluent layer

10 Particles consisting of a core comprising a volatile substance and a non-confluent layer and a confluent coating layer were produced.

- 1) Generation of the core: See 1) from example 1a
- 2) Generation of the non-confluent layer: See 2) from example 1b
- 15 3) Application of the non-confluent onto the core: See 3) from example 1b
- 4) Surrounding the particles consisting of a core comprising a volatile substance and a non-confluent layer with a confluent layer

4a)

20 200 g of the particles consisting of a core comprising a volatile substance and a non-confluent layer (see example 1b, step 2)) were put into the process chamber of a laboratory scale fluidized bed plant (DMR; WFP-Mini). The particles were fluidized at an air volume stream of 10 m³/h. The inlet air temperature was slightly heated to 25 °C. The product temperature was 29 °C throughout the whole process. After 5 minutes fluidization
25 the coating process was started, therefore the spray nozzle was used in the bottom spray position (spray air pressure: 1 bar; nozzle cleaning air 0.3 bar). As confluent layer material pure hydrogenated sunflower oil (CAS-No: 68002-71-1) (70 g) was used. The confluent layer material was sucked in without controlling the spray rate.

30 4b)

325 g of the particles consisting of a core comprising a volatile substance and a non-confluent layer (see example 1c, step 2)) were put into the process chamber of a laboratory scale fluidized bed plant (DMR; WFP-Mini). The particles were fluidized at an air volume stream of 10 m³/h. The inlet air temperature was not heated. The product
35 temperature was around 23 °C throughout the whole process. After 5 minutes fluidization the coating process was started, therefore the spray nozzle was used in the bottom spray

position (spray air pressure: 0.5 bar; nozzle cleaning air: 0.2 bar). The confluent layer material was generated by mixing the coating material (hydrogenated sunflower oil (CAS-No: 68002-71-1, 116.82 g) with the active ingredient (crystalline menthol (CAS-No: 2216-51-5, 11.2 5g). The confluent layer material was pumped into the system. Therefore the peristaltic pump (Watson Marlow 323) was set to the value 12. When the addition of the confluent layer material was finished the product was fluidized without being coated for further 3 minutes.

Control)

In parallel cores prepared as described in example 1a (cores without the non-confluent layer) were surrounded with a confluent layer. Therefore, 200 g of the cores were put into the process chamber of a laboratory scale fluidized bed plant (DMR; WFP-Mini). The particles could be fluidized at an air volume stream of 15 m³/h. The inlet air temperature was slightly heated to 25 °C. The product temperature was 29 °C throughout the whole process. After 5 minutes fluidization the coating process was started, therefore the spray nozzle was used in the bottom spray position (spray air pressure: 1 bar; nozzle cleaning air: 0.3 bar). As confluent layer coating material pure hydrogenated sunflower oil (CAS-No: 68002-71-1) (70 g) was used. The confluent layer material was sucked in without controlling the spray rate.

GC analysis was performed as described in example 5 and revealed a recovery rate of selected volatile substances of at least 80%.

Table 10: Volatile substance recovery [%]

Batch No.	Linalool	Carvone	Thymol	Carvacrol
Control	66	78	83	82
4a	82	91	92	100
4b	80	93	92	96

Example 11

Cores were produced applying the same process as described in example 1a, however with a different volatile substance mixture being 10 % by weight synthetic carvacrol (CAS-No: 499-75-2), 19 % by weight synthetic thymol (CAS-No: 89-83-8), 68 % by weight synthetic D-carvone (CAS-No: 2244-16-8) and 3.0 % by weight synthetic methyl salicylate (CAS-No: 119-36-8). The calculated vapor pressure of methyl salicylate according to example 9 is 31.7730 mm Hg at 125°C.

The D_{50} of the cores was 540 μm . The D_{50} is defined as the particle size below which 50 % of the particles of a sample are. The cores were furnished with a non-confluent layer comprising 100 % by weight crystalline menthol as described in example 1c. The particles
5 were surrounded by a confluent layer as described in example 10-4a.

As control, cores with a D_{50} of 200 μm were produced. The process was the same as described in example 1a. The cores were also furnished with a non-confluent layer comprising 100 % by weight crystalline menthol as described in example 1c and
10 additionally surrounded by a confluent layer as described in example 10-4a.

The results shown in table 11 show that even with bigger cores and different essential oil mixtures imbedded in the core the maximum loss of the volatile substances in the core is
15 11 %.

Table 11: Volatile substance recovery after applying a confluent layer [%]

D_{50} of the core [μm]	Carvone	Methyl Salicylate	Thymol	Carvacrol
200	100	91	94	100
540	100	89	93	100

Example 12

Particles consisting of a core comprising a volatile substance and a non-confluent layer
20 were produced following example 1b, however different carrier materials were used for the non-confluent layer. The cores were divided in various batches. Each of the batches was furnished with a non-confluent layer consisting of different carrier materials (see batches 1-8, table 12). Each carrier material was loaded with the maximum amount of the hydrophobic substance. In this case the "maximum amount" is defined as the maximum
25 concentration of the hydrophobic substance that can be loaded onto the carrier material without moist sticky lumps being formed. The difference between various carrier materials is their medium particle size (D_{50}). With all carrier materials that have been tested the recovery of all volatile substance was higher than 80% (see table 13).

30 The absorption capacity in % by weight given in table 12 was determined visually. Therefore 20 g of each carrier material were weighed into a bowl. Under homogeneous stirring with a spoon the hydrophobic substance was added dropwise. The maximum

absorption capacity was defined as the point at which the material mixture began to form moist lumps. The exact weight of the hydrophobic substance that had been added until then was noted.

- 5 All batches were fluidized for 20 minutes under the same conditions as described in example 5 and the recovery of the volatile core substance was determined via GC as described in example 5. Table 13 shows the recovery of selected single compounds of the volatile substance mixture.
- 10 Table 12: Carrier materials used in batches 1-8

Batch No.	Product name	D ₅₀ carrier [μm]	inert Spec. surface [m ² /g]	Bulk density [g/l]	SiO ₂ content [wt%]	Absorption capacity [wt%]
1	Cab-O-Sil MF5		192	30 - 150	>99.9	391
2	Syloid XDP 3050	61.4	320	275	99.9	232
3	Perkasil GT 3000 PD	12.9	164	70-80	98	292
4	Zeofree 5162	13	160	110	100	236
5	Hubersorb 600	6.7				226
6	Perkasil SM 660	19.5	178		96.6	222
7	Tixosil 38AB	5 -20	100 - 250		>96	205
8	Tixosil 43	10			97.5	206

Table 13: Volatile substance recovery after applying a confluent layer [%]

Batch No.	Carvone	Thymol	Carvacrol	Linalool	Menthol
1	96	97	97	90	94
2	100	100	100	95	100
3	100	100	100	94	99
4	100	100	109	100	100

5	95	86	100	82	91
6	100	100	100	95	100
7	98	100	100	93	96
8	97	100	98	92	97

Example 13

The particles generated in example 10-4b were analyzed via SEM in the same way as described in example 2. The picture of the cross-section through one of the particles shows the three main parts of the particles, the core (A), the non-confluent coating layer attached to the surface of the core (B) and the confluent coating layer (C) (figure 3).

CLAIMS

1. A particle containing at least a volatile substance comprising
- (i) a core comprising at least one matrix material and the at least one volatile
5 substance and
- (ii) at least one coating layer
characterized in that
- (i) the matrix material is selected from the group of fats, hydrogenated triglycerides
and waxes that are solid or semi-solid at 20°C and 1 atmosphere,
- 10 (j) the core contains 30 % by weight to 97 % by weight of matrix material based on
the total mass of the core,
- (k) a first coating layer is a non-confluent layer comprising at least a carrier material
being attached to the core,
- (l) the carrier material is an inorganic material having a porous structure and a D50 of
15 1 to 300 µm,
whereby optionally the non-confluent layer contains at least one hydrophobic substance,
and optionally the particle is surrounded by at least one confluent layer and / or further
non-confluent layer(s),
whereby the presence of the first non-confluent layer increases the recovery of the volatile
20 substance in the core during granulation or fluidization of the particle.
2. The particle according to claim 1, characterized in that the core contains 3 % by
weight to 50 % by weight, preferably 5 % by weight to 40 % by weight and even more
preferably 10 % by weight to 30 % by weight volatile substances based on the total mass
25 of the core.
3. The particle according to claim 1 or 2, characterized in that the at least one volatile
substance being contained in the core has a vapor pressure at 125°C between 10 mm Hg
and 200 mm Hg, preferably between 30 mm Hg and 70 mm Hg.
30
4. The particle according to claim 1, 2 or 3, characterized in that the at least one
volatile substance being contained in the core is selected from an essential oil or a plant
extract both being preferentially prepared from a plant selected from the group of oregano,
thyme, caraway, mint, peppermint, anise, orange, lemon, fennel, star anise, clove,
35 cinnamon, wintergreen and garlic; or from an ingredient, component or compound of the
essential oil or plant extract preferably selected from the group of *trans*-anethole, D-

limonene, γ -terpinene, p-cymene, 2-carene, linalool oxide, isomenthone, camphor, linalool, terpinen-4-ol, 2-isopropyl-1-methoxy-4-methylbenzene, L-menthol, ethylamine, α -terpineol, β -caryophyllene, D-carvone, methyl salicylate, α -caryophyllene, lavandulyl acetate, caryophyllene oxide, eugenol, thymol and carvacrol.

5

5. The particle according to any one of the claims 1 to 4, characterized in that the core has a diameter between 50 μm and 1000 μm , preferably between 100 μm and 300 μm and even more preferably between 175 μm and 225 μm .

10

6. The particle according to any one of the claims 1 to 5 characterized in that the core contains preferably 50 % by weight to 85 % by weight and even more preferably 58 % by weight to 70 % by weight of matrix material based on the total mass of the core.

15

7. The particle according to any one of the claims 1 to 6, characterized in that the at least one matrix material is selected from hydrogenated triglycerides, preferably vegetal triglycerides like palm oil, sunflower oil, corn oil, rapeseed oil, peanut oil or soybean oil or from waxes, preferably candelilla wax or carnauba wax.

20

8. The particle according to any one of the claims 1 to 6, characterized in that the at least one matrix material is replaced by at least one texturizer, preferably selected from the group of polymers, such as proteins, preferably whey protein, corn protein, wheat protein, rape protein and pea protein, polysaccharides such as celluloses, starches and pectin; montmorillonites; stearates; sulphates and silicates, preferably precipitated silica, whereas preferably up to 20 % by weight of the at least one matrix material is replaced by the at least one texturizer.

25

9. The particle according to any one of the claims 1 to 8, characterized in that the core has an average surface coverage by a non-confluent layer of 1% to 50 %, preferably of 2 % to 25 % and most preferably of 3 % to 15 %.

30

10. The particle according to any one of the claims 1 to 9, characterized in that the inorganic materials having a porous structure with a D_{50} of 2 to 150 μm and more preferably of 5 to 30 μm .

35

11. The particle according to any one of the claims 1 to 10, characterized in that the carrier material of the non-confluent layer comprises at least one hydrophobic substance.

12. The particle according to claim 11, characterized in that the carrier of the non-confluent layer contains at least 100 % by weight, preferably at least 150 % by weight, more preferably at least 220 % by weight and most preferably at least 400 % by weight of the at least one semi-solid or liquid hydrophobic substance based on the mass of the carrier material without the at least one semi-solid or liquid hydrophobic substance.

13. The particle according to claim 11 or 12, characterized in that the hydrophobic substance is selected from the group of essential oils, preferably monoterpenes, preferably α -terpinene, linalool, geraniol, menthol, citronellal, carvone, menthone, sesquiterpenes preferably farnesol, farnesene, α -bisabolol and α -caryophyllene; and aromatic compounds preferably carvacrol, thymol, cinnamaldehyde, anethole and eugenol.

14. The particle according to any one of the claims 1 to 13, characterized in that the particle is surrounded by at least one confluent layer.

15. A process for preparing a particle containing at least a volatile substance comprising the steps of:

(i) forming a melt of an at least one matrix material, whereas the matrix material is selected from the group of fats, hydrogenated triglycerides and waxes that are solid or semi-solid at 20 °C and 1 atmosphere, (ii) forming a melt-mixture comprising an emulsion, dispersion, solution or suspension of the at least one volatile substance in the melt, by incorporating it into the melt,

(iii) forming discrete cores of the melt mixture, whereby the cores contain 30 % by weight to 97 % by weight of matrix material based on the total mass of the core,

(iv) cooling the discrete cores,

(v) mixing the cores with at least one carrier material optionally containing at least one hydrophobic substance thereby forming a first non-confluent layer, whereas the carrier material is an inorganic material having a porous structure and a D_{50} of 1 to 300 μm ,

(vi) optionally surrounding the particle with at least one confluent layer and / or further non-confluent layer(s),

whereby the presence of the first non-confluent layer increases the recovery of the volatile substance in the core during the granulation of fluidization.

16. The process according to claim 15, characterized in that the core is obtained by matrix encapsulation techniques preferably by spray cooling.

5 17. The process according to claim 15 or 16, characterized in that the core material is mixed by shaking, slowly stirring or circulate in a batch container at a temperature of 20 °C \pm 5°C with the coating material.

18. The process according to claim 15, 16 or 17 characterized in that the confluent layer is applied by a suitable coating technology, preferably fluidized bed coating.

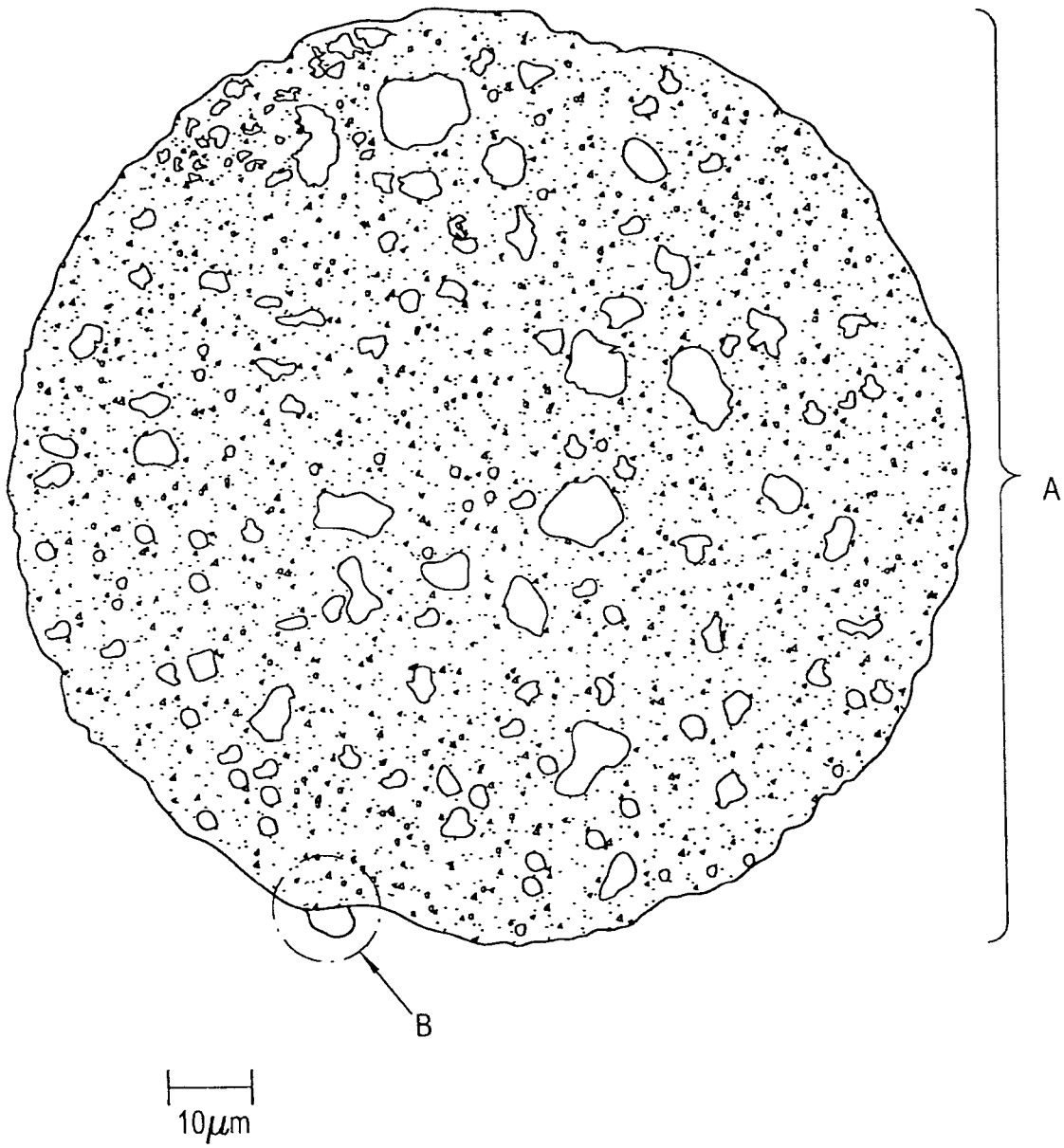
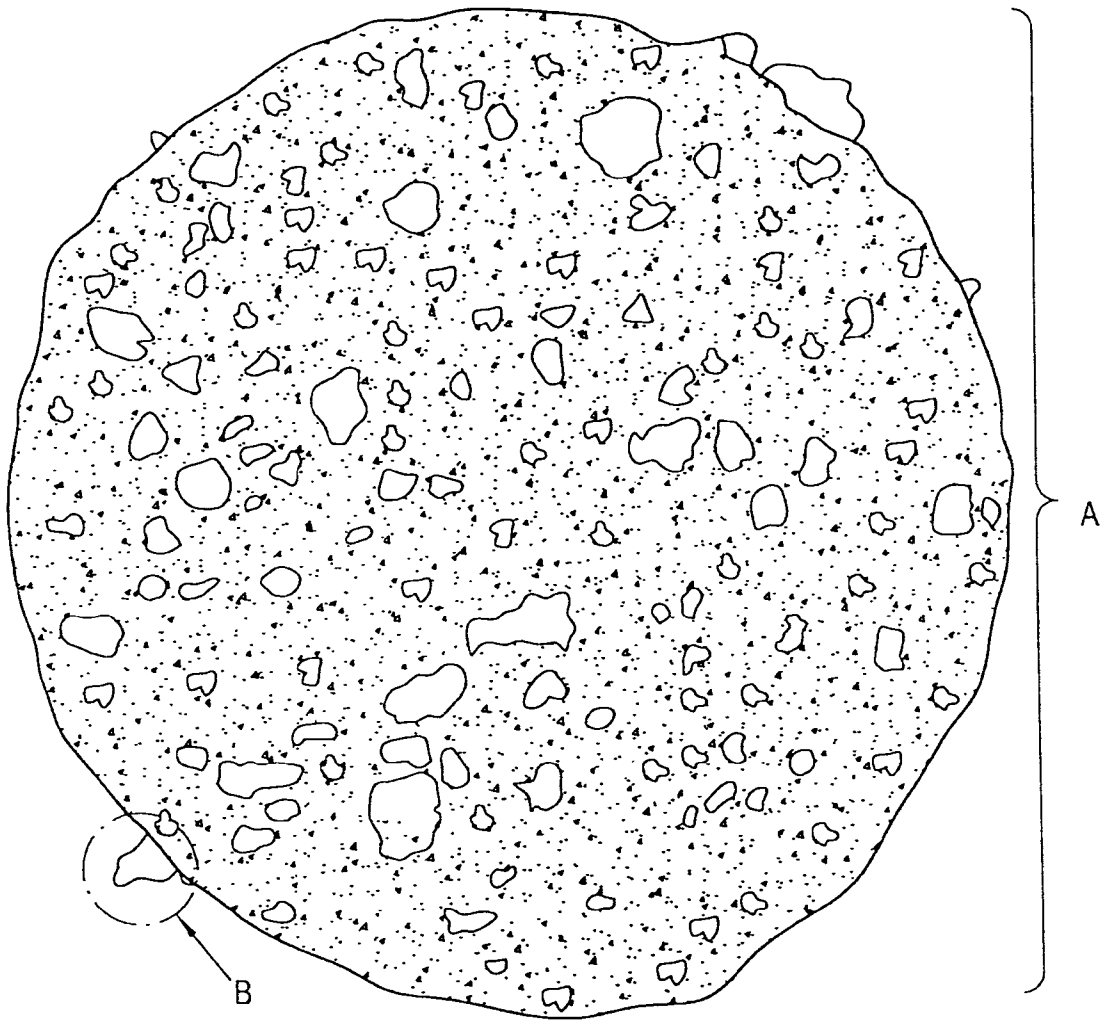


Fig. 1A



10μm

Fig. 1B

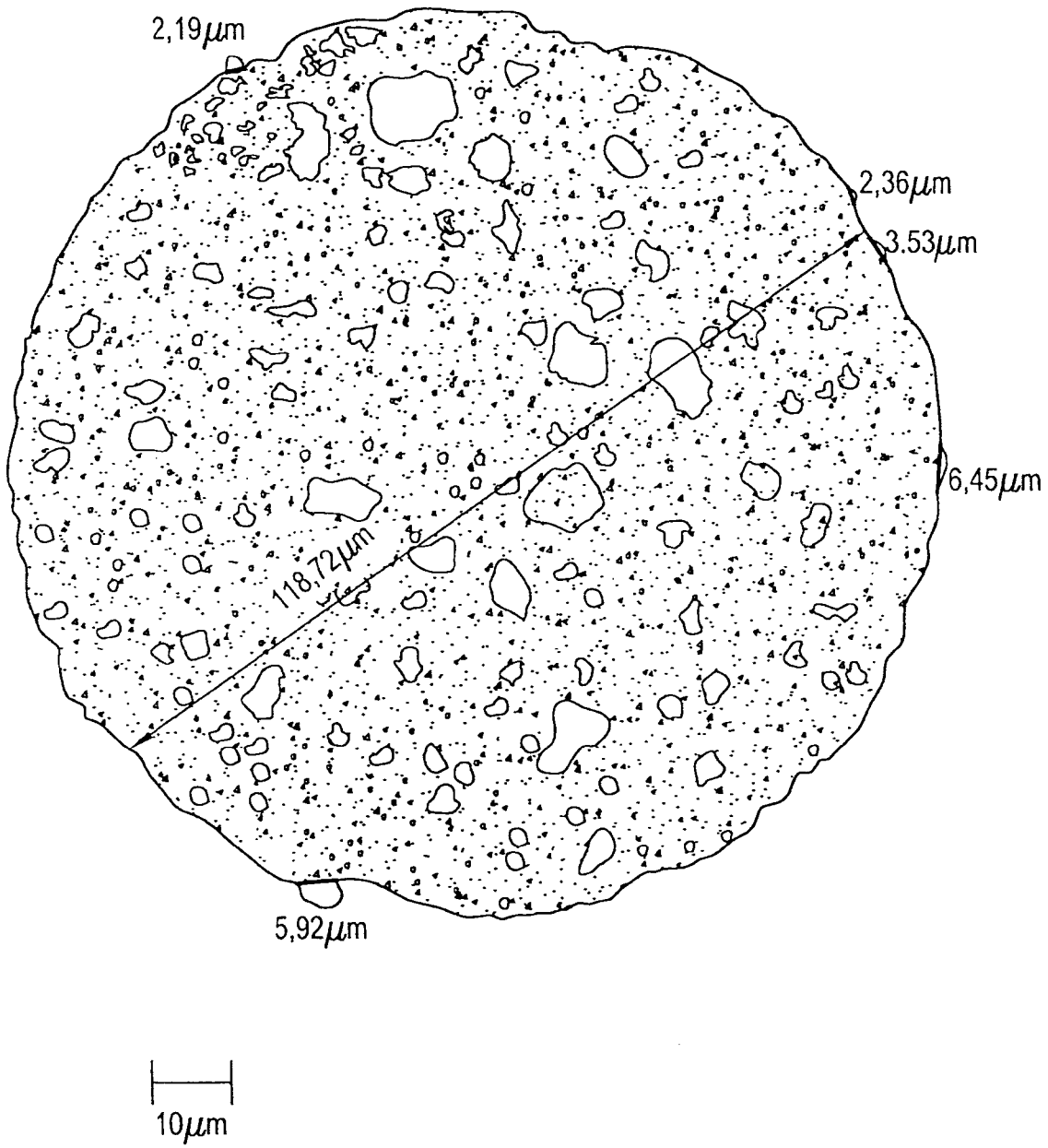


Fig. 2A

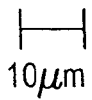
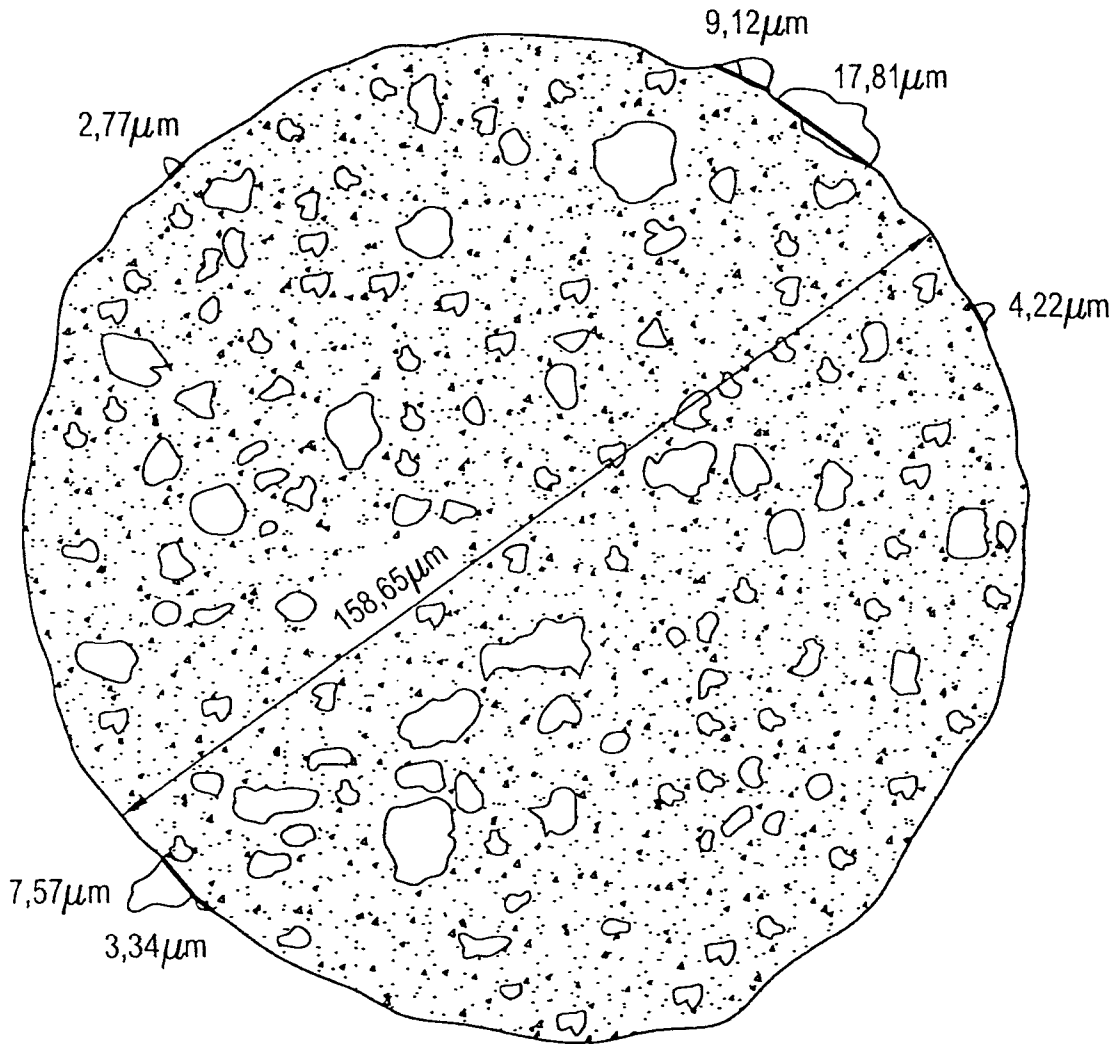


Fig. 2B

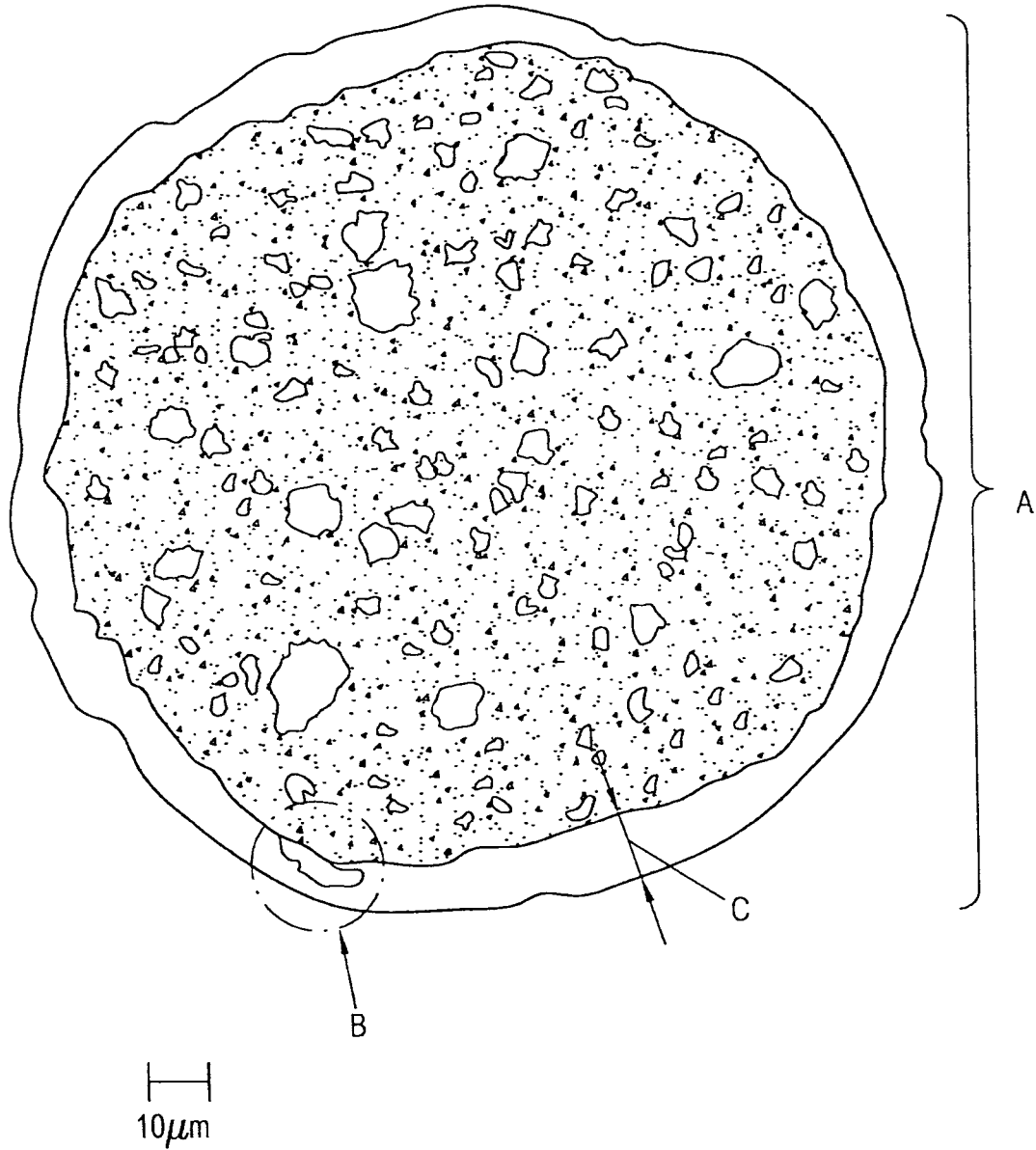


Fig. 3

INTERNATIONAL SEARCH REPORT

International application No
PCT/EP2017/001111

A. CLASSIFICATION OF SUBJECT MATTER
 INV. A61K9/14 A61K9/50 A61K8/02 A23L27/10
 ADD.
 According to International Patent Classification (IPC) or to both national classification and IPC

B. FIELDS SEARCHED
 Minimum documentation searched (classification system followed by classification symbols)
 A61K A23L
 Documentation searched other than minimum documentation to the extent that such documents are included in the fields searched

Electronic data base consulted during the international search (name of data base and, where practicable, search terms used)
 EPO-Internal, WPI Data

C. DOCUMENTS CONSIDERED TO BE RELEVANT

Category*	Citation of document, with indication, where appropriate, of the relevant passages	Relevant to claim No.
X	EP 1 419 811 A1 (INOVIA HUTZINGER & PARTNER KEG [AT]) 19 May 2004 (2004-05-19) example 2	1-7, 10-18
A	US 4 707 367 A (MILLER DENNIS H [US] ET AL) 17 November 1987 (1987-11-17) claim 1 examples 1-42	1-7,9-18

Further documents are listed in the continuation of Box C.

See patent family annex.

* Special categories of cited documents :

- "A" document defining the general state of the art which is not considered to be of particular relevance
- "E" earlier application or patent but published on or after the international filing date
- "L" document which may throw doubts on priority claim(s) or which is cited to establish the publication date of another citation or other special reason (as specified)
- "O" document referring to an oral disclosure, use, exhibition or other means
- "P" document published prior to the international filing date but later than the priority date claimed

- "T" later document published after the international filing date or priority date and not in conflict with the application but cited to understand the principle or theory underlying the invention
- "X" document of particular relevance; the claimed invention cannot be considered novel or cannot be considered to involve an inventive step when the document is taken alone
- "Y" document of particular relevance; the claimed invention cannot be considered to involve an inventive step when the document is combined with one or more other such documents, such combination being obvious to a person skilled in the art
- "&" document member of the same patent family

Date of the actual completion of the international search

7 November 2017

Date of mailing of the international search report

22/01/2018

Name and mailing address of the ISA/
 European Patent Office, P.B. 5818 Patentlaan 2
 NL - 2280 HV Rijswijk
 Tel. (+31-70) 340-2040,
 Fax: (+31-70) 340-3016

Authorized officer

Peris Antoli, Berta

INTERNATIONAL SEARCH REPORT

International application No.
PCT/EP2017/001111

Box No. II Observations where certain claims were found unsearchable (Continuation of item 2 of first sheet)

This international search report has not been established in respect of certain claims under Article 17(2)(a) for the following reasons:

1. Claims Nos.:
because they relate to subject matter not required to be searched by this Authority, namely:

2. Claims Nos.:
because they relate to parts of the international application that do not comply with the prescribed requirements to such an extent that no meaningful international search can be carried out, specifically:

3. Claims Nos.:
because they are dependent claims and are not drafted in accordance with the second and third sentences of Rule 6.4(a).

Box No. III Observations where unity of invention is lacking (Continuation of item 3 of first sheet)

This International Searching Authority found multiple inventions in this international application, as follows:

see additional sheet

1. As all required additional search fees were timely paid by the applicant, this international search report covers all searchable claims.

2. As all searchable claims could be searched without effort justifying an additional fees, this Authority did not invite payment of additional fees.

3. As only some of the required additional search fees were timely paid by the applicant, this international search report covers only those claims for which fees were paid, specifically claims Nos.:

4. No required additional search fees were timely paid by the applicant. Consequently, this international search report is restricted to the invention first mentioned in the claims; it is covered by claims Nos.:

1-7, 15-18(completely); 9-14(partially)

Remark on Protest

- The additional search fees were accompanied by the applicant's protest and, where applicable, the payment of a protest fee.
- The additional search fees were accompanied by the applicant's protest but the applicable protest fee was not paid within the time limit specified in the invitation.
- No protest accompanied the payment of additional search fees.

FURTHER INFORMATION CONTINUED FROM PCT/ISA/ 210

This International Searching Authority found multiple (groups of) inventions in this international application, as follows:

1. claims: 1-7, 15-18(completely); 9-14(partially)

A particle containing

(i) a core comprising at least one matrix material and at least one volatile substance, wherein the matrix material is selected from the group consisting of of fats, hydrogenated triglycerides and waxes that are solid or semi-solid at 20°C and 1 atmosphere, and wherein the core contains 30 % by weight to 97 % by weight of the matrix material based on the total mass of the core; and

(ii) at least one coating layer, characterized in that a first coating layer is a non-confluent layer comprising at least a carrier material being attached to the core, wherein the carrier material is an inorganic material having a porous structure and a D50 of 1 to 300 micrometer, wherein optionally the non-confluent layer contains at least one hydrophobic substance, and optionally the particle is surrounded by at least one confluent layer and/or further non-confluent layer(s).

2. claims: 8-14(partially)

A particle containing

(i) a core comprising at least one matrix material and the at least one volatile substance, wherein the matrix material is a protein; and

(ii) at least one coating layer, characterized in that a first coating layer is a non-confluent layer comprising at least a carrier material being attached to the core, wherein the carrier material is an inorganic material having a porous structure and a D50 of 1 to 300 micrometer, wherein optionally the non-confluent layer contains at least one hydrophobic substance, and optionally the particle is surrounded by at least one confluent layer and/or further non-confluent layer(s).

3. claims: 8-14(partially)

A particle containing

(i) a core comprising at least one matrix material and the at least one volatile substance, wherein the matrix material is a polysaccharide; and

(ii) at least one coating layer, characterized in that a first coating layer is a non-confluent layer comprising at least a carrier material being attached to the core, wherein the carrier material is an inorganic material having a porous structure and a D50 of 1 to 300 micrometer, wherein optionally the non-confluent layer contains at least one hydrophobic substance, and optionally the particle is surrounded by at least one confluent layer and/or further

FURTHER INFORMATION CONTINUED FROM PCT/ISA/ 210

non-confluent layer(s).

4. claims: 8-14(partially)

A particle containing

(i) a core comprising at least one matrix material and the at least one volatile substance, wherein the matrix material is a montmorillonite; and

(ii) at least one coating layer, characterized in that a first coating layer is a non-confluent layer comprising at least a carrier material being attached to the core, wherein the carrier material is an inorganic material having a porous structure and a D50 of 1 to 300 micrometer, wherein optionally the non-confluent layer contains at least one hydrophobic substance, and optionally the particle is surrounded by at least one confluent layer and/or further non-confluent layer(s).

5. claims: 8-14(partially)

A particle containing

(i) a core comprising at least one matrix material and the at least one volatile substance, wherein the matrix material is a stearate; and

(ii) at least one coating layer, characterized in that a first coating layer is a non-confluent layer comprising at least a carrier material being attached to the core, wherein the carrier material is an inorganic material having a porous structure and a D50 of 1 to 300 micrometer, wherein optionally the non-confluent layer contains at least one hydrophobic substance, and optionally the particle is surrounded by at least one confluent layer and/or further non-confluent layer(s).

6. claims: 8-14(partially)

A particle containing

(i) a core comprising at least one matrix material and the at least one volatile substance, wherein the matrix material is a sulphate; and

(ii) at least one coating layer, characterized in that a first coating layer is a non-confluent layer comprising at least a carrier material being attached to the core, wherein the carrier material is an inorganic material having a porous structure and a D50 of 1 to 300 micrometer, wherein optionally the non-confluent layer contains at least one hydrophobic substance, and optionally the particle is surrounded by at least one confluent layer and/or further non-confluent layer(s).

7. claims: 8-14(partially)

FURTHER INFORMATION CONTINUED FROM PCT/ISA/ 210

A particle containing
(i) a core comprising at least one matrix material and the at least one volatile substance, wherein the matrix material is a silicate; and
(ii) at least one coating layer, characterized in that a first coating layer is a non-confluent layer comprising at least a carrier material being attached to the core, wherein the carrier material is an inorganic material having a porous structure and a D50 of 1 to 300 micrometer, wherein optionally the non-confluent layer contains at least one hydrophobic substance, and optionally the particle is surrounded by at least one confluent layer and/or further non-confluent layer(s).

INTERNATIONAL SEARCH REPORT

Information on patent family members

International application No

PCT/EP2017/001111

Patent document cited in search report	Publication date	Patent family member(s)	Publication date
EP 1419811	A1	19-05-2004	NONE

US 4707367	A	17-11-1987	NONE
