



US00D764952S

(12) **United States Design Patent**
Virhiä et al.

(10) **Patent No.:** **US D764,952 S**

(45) **Date of Patent:** **** Aug. 30, 2016**

(54) **SENSOR**

(71) Applicant: **Personal Sensors Interactive Ltd,**
Vaajakoski (FI)

(72) Inventors: **Toni Matti Virhiä,** London (GB); **Harri Päiviö Koskinen,** Helsinki (FI); **Janne Petteri Rätty,** Helsinki (FI)

(73) Assignee: **Personal Sensors Interactive Ltd.,**
Tempere (FI)

(**) Term: **14 Years**

(21) Appl. No.: **29/504,651**

(22) Filed: **Oct. 8, 2014**

(51) **LOC (10) Cl.** **10-04**

(52) **U.S. Cl.**
USPC **D10/46**

(58) **Field of Classification Search**
USPC D10/46
CPC G01N 27/226; G01P 15/105; G01J 1/027
See application file for complete search history.

(56) **References Cited**

U.S. PATENT DOCUMENTS

5,646,349 A * 7/1997 Twigg B60T 8/171
73/514.35
D683,634 S * 6/2013 Hayakawa D10/46

* cited by examiner

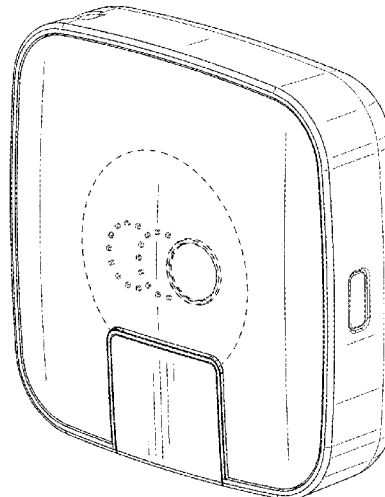
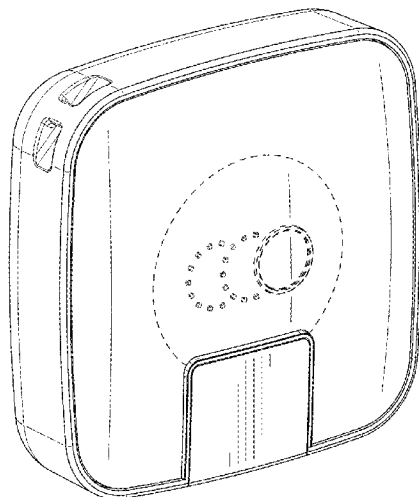
Primary Examiner — Antoine D Davis
(74) *Attorney, Agent, or Firm* — BelayIP Oy

(57) **CLAIM**
The ornamental design for a sensor, as shown and described.

DESCRIPTION

FIG. 1 is a front view of a sensor showing our new design; FIG. 2 is a left-front perspective view of the sensor; FIG. 3 is a right-front perspective view of the sensor; FIG. 4 is a rear view of the sensor; FIG. 5 is a left-rear perspective view of the sensor; FIG. 6 is a top view of the sensor; FIG. 7 is a right-side view of the sensor; FIG. 8 is a bottom view of the sensor; FIG. 9 is a left-side view of the sensor; and, FIG. 10 is a front view of a sensor according to a second embodiment showing our new design, all other views of the second embodiment are identical to that of the first embodiment but have not shown for ease of illustration. The broken lines are included for purposes of illustrating a portion of the sensor that forms no part of the claimed design.

1 Claim, 5 Drawing Sheets



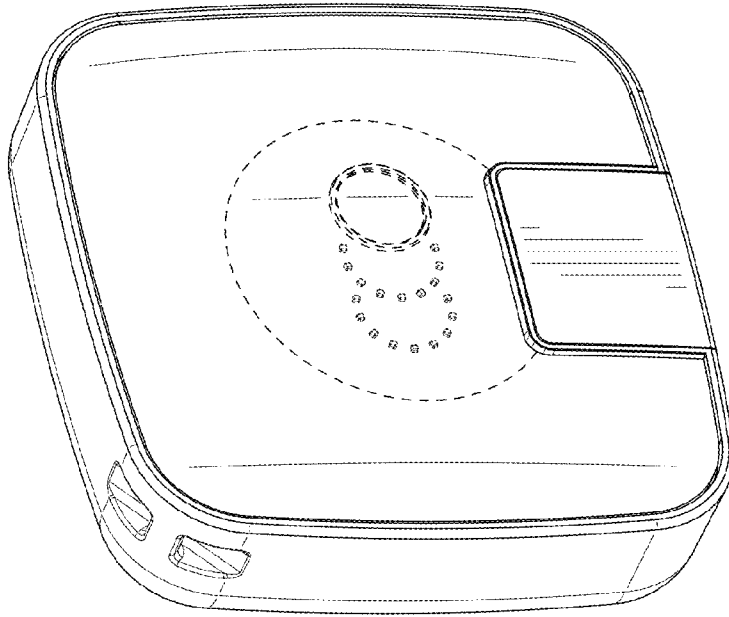


FIG. 2

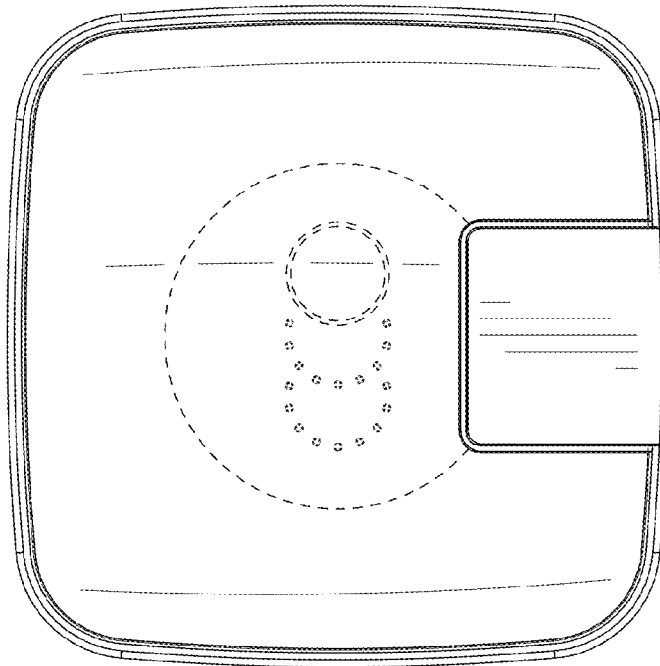


FIG. 1

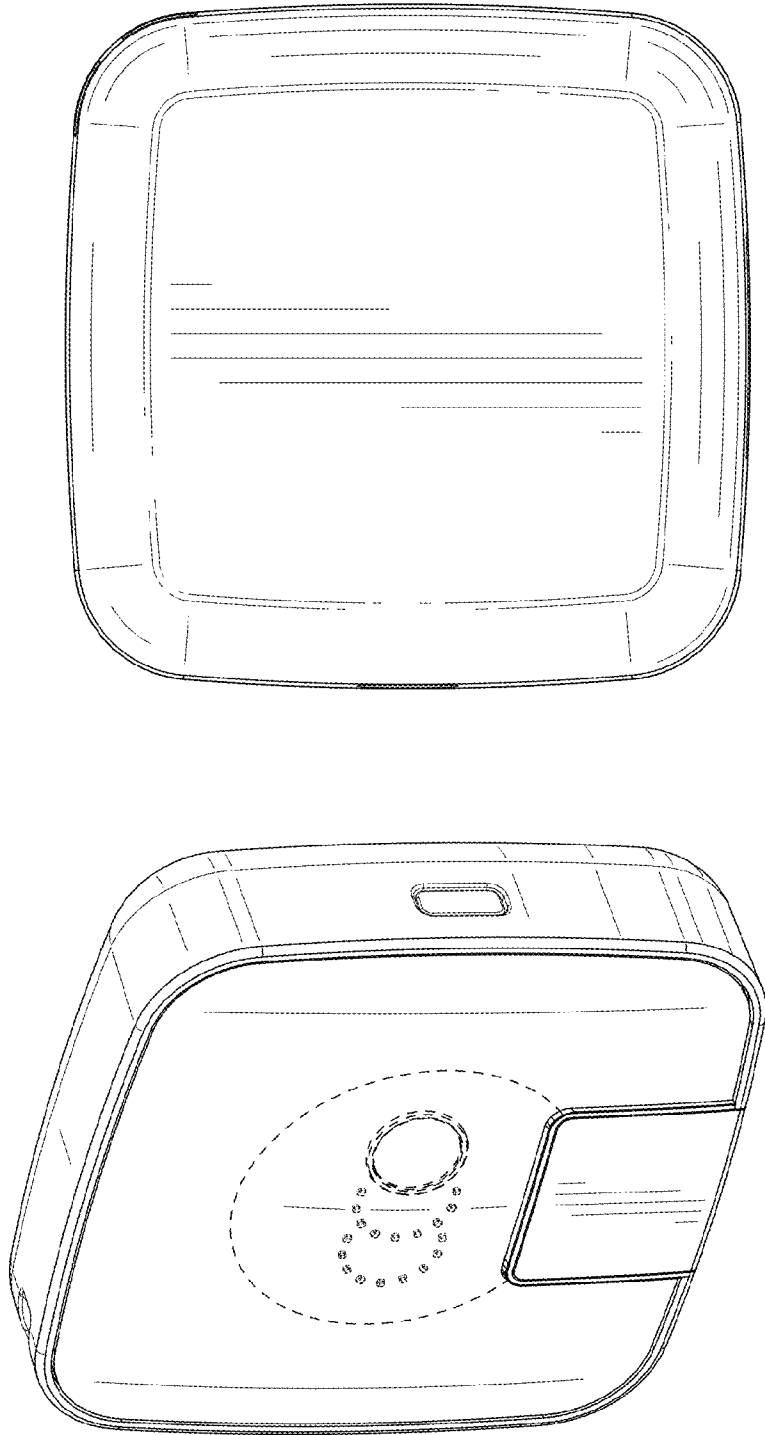


FIG. 4

FIG. 3

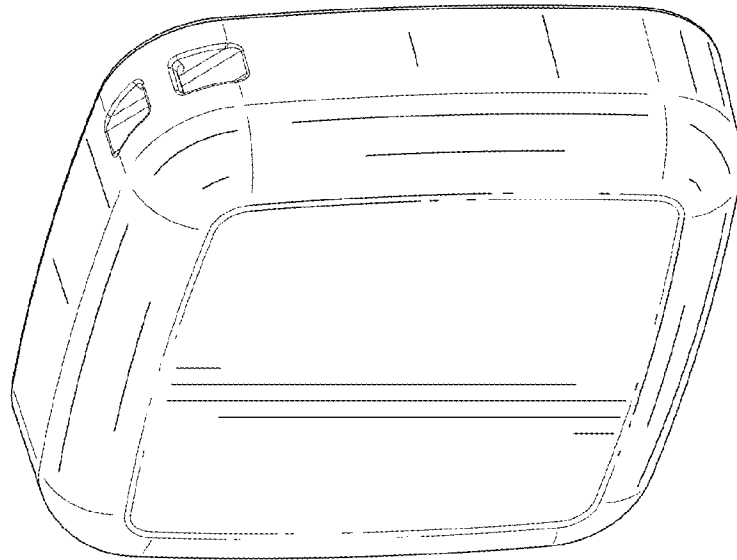


FIG. 5

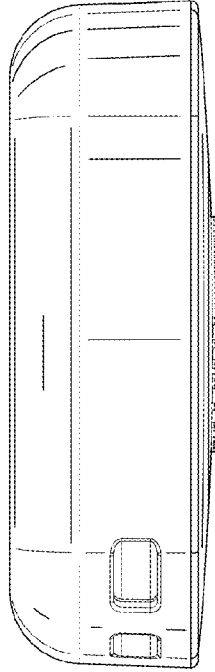


FIG. 6




FIG. 9

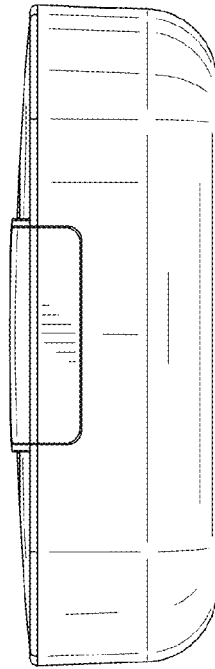


FIG. 8

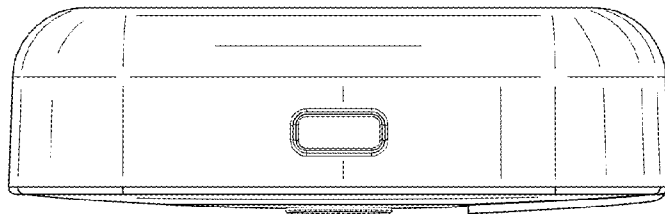


FIG. 7

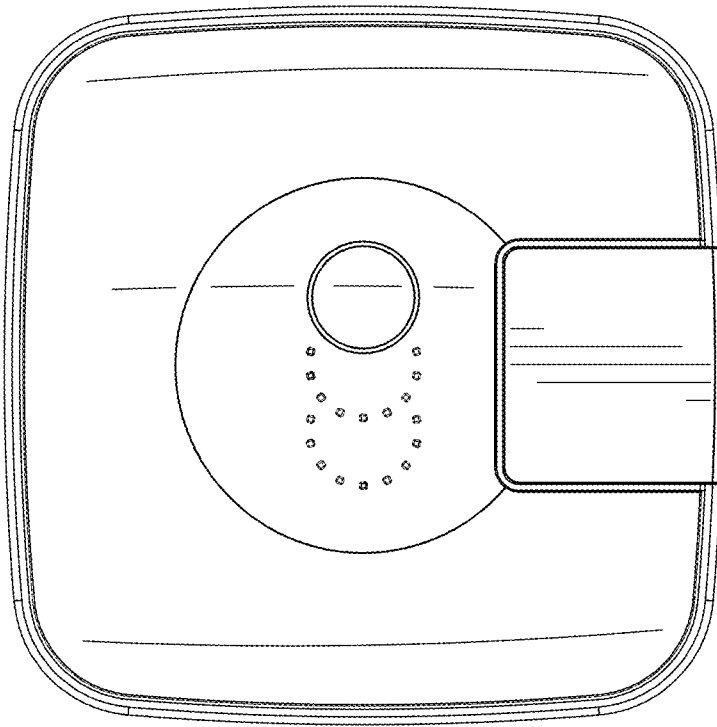


FIG. 10