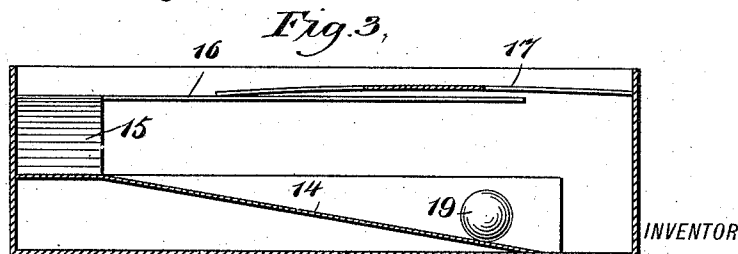
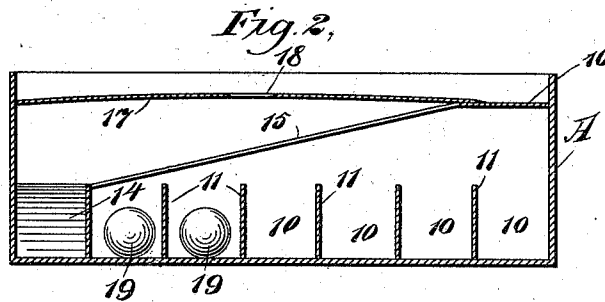
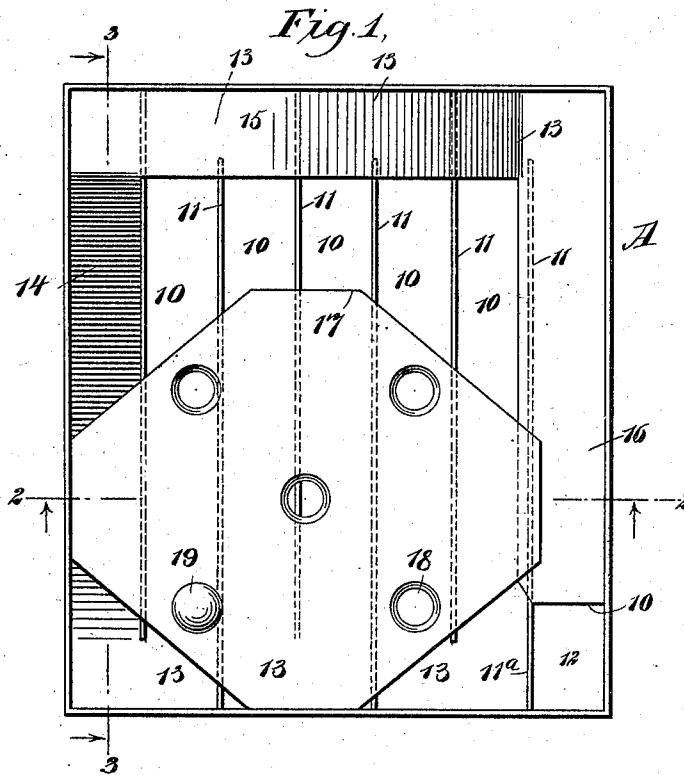


(No Model.)

C. H. ROBINSON.
PUZZLE.

No. 575,276.

Patented Jan. 12, 1897.



WITNESSES:

Edward Thorpe
J. H. Acker

INVENTOR
BY *C. H. Robinson*
ATTORNEYS.

UNITED STATES PATENT OFFICE.

CHESTER HOWARD ROBINSON, OF LAFAYETTE, INDIANA, ASSIGNOR OF ONE-HALF TO WILLIAM FREDERICK MOSCHELL, OF SAME PLACE.

PUZZLE.

SPECIFICATION forming part of Letters Patent No. 575,276, dated January 12, 1897.

Application filed July 16, 1896. Serial No. 599,346. (No model.)

To all whom it may concern:

Be it known that I, CHESTER HOWARD ROBINSON, of Lafayette, in the county of Tippecanoe and State of Indiana, have invented a new and Improved Puzzle, of which the following is a full, clear, and exact description.

The object of my invention is to provide a puzzle in which it will be required to carry a number of rolling objects through various runs and along various inclines to a platform or table adapted to receive the aforesaid objects, the rolling objects being placed on the platform or table in predetermined order, all being accomplished without touching said rolling objects with the hands or fingers.

The invention consists in the novel construction and combination of the several parts, as will be hereinafter fully set forth, and pointed out in the claims.

Reference is to be had to the accompanying drawings, forming a part of this specification, in which similar characters of reference indicate corresponding parts in all the figures.

Figure 1 is a plan view of the puzzle. Fig. 2 is a vertical transverse section on the line 2 2 of Fig. 1, and Fig. 3 is a longitudinal section taken substantially on the line 3 3 of Fig. 1.

In carrying out the invention a box A is employed as the body of the puzzle, and this box, although represented as of rectangular form, may be given any desired contour. The box-body A is divided, ordinarily in a longitudinal direction, into a series of runs 10 by a given number of partitions 11. The partitions are secured to the ends of the box-body at one of their extremities, but are separated therefrom at the opposite extremities, and the separation between the partitions and the box-body occurs at opposite ends of adjacent partitions, so that the communications 13 between the various runs will be in alternate arrangement.

Preferably the right-hand run at that end of the body which is to face the operator is carried upward to a point substantially flush with the upper edge of the body, as shown at 11^a in Fig. 1, forming thereby a chute 12, the remaining portion of the first partition and all of the other partitions being considerably below the plane of the upper edge of the body.

In the last runway an inclined track or board 14 is located, commencing at the opening 13, establishing communication between the last and the next to the last run, and the inclined run or plane 14 is carried upward to about a level with the top of the last partition at the opposite end of the box-body and is in direct communication with a second inclined plane 15, which crosses the partitions 11 at the farther end of the box, and the highest end of the transverse inclined plane 15 is attached to and communicates with a longitudinal track 16, which is located adjacent to the right-hand side of the box-body and extends toward the inner end as far as the chute 12.

A table 17 is attached to the side of the right-hand track or platform 16 near the inner end of the same and to the opposite side of the box-body on about a level with the aforesaid track 16, but the said table 17 is preferably given a convexed upper surface, so as to render the retention of a rolling object thereon very difficult.

The table is provided with a number of openings 18, the number corresponding to the number of balls 19 or other rolling objects which are to be used in connection with the body-board of the puzzle, and the openings 18 are of such diameter that the said balls or rolling objects cannot pass through them. Ordinarily five balls or rolling objects are employed.

In operating the puzzle the balls are all placed in the box-body at the chute 12, and the said box-body is then tilted by the hand, or reciprocated in any manner which will cause the balls to pass from one run to the other, and as the balls enter the last run they are to be made to travel one by one up the longitudinal inclined plane 14, thence up the transverse incline 15 to the track 16, and from thence each ball is to be made to travel on the table 17 and enter one of the openings 19, and these openings are numbered "1," "2," "3," "4," and "5," for example. The first ball brought upon the table is to find a seat in the opening No. 1 and the second in the opening No. 2, &c., and if any one ball becomes seated in the wrong opening 18 all of the balls properly seated, together with the one wrongly

seated, must be returned to the runs and the journey to the table again commenced.

Having thus described my invention, I claim as new and desire to secure by Letters

5 Patent—

1. A puzzle, comprising a body consisting of a flanged board, runs formed upon the said board in communication with each other, an inclined plane leading upward from one of the runs and parallel therewith, a second inclined plane connected with the first and crossing the runs, a table located above the runs, and a track connection between the second inclined plane and the said table, as and for the purpose set forth.

2. In a puzzle, a body-section comprising a flanged board, runs located upon the said board within its flanges, the various runs being connected at opposite ends, an inclined plane located in one of the runs, parallel therewith and commencing at the communication between that run and an adjacent one, a second inclined plane crossing the runs and connected with the longitudinal inclined plane, a table supported over the inclined planes and provided with recesses, and a track connection between the said table and the transverse inclined plane, as and for the purpose set forth.

3. In a game, the combination, with a game-board having a marginal flange and runs within the flange on the upper face of the board, the said runs being produced by parallel partitions, opposite partitions having openings at opposite ends forming communications between the runways, and a chute located at the first runway, of an inclined plane located at the last runway and commencing at the communication between that runway and the next, a transverse inclined plane con-

necting with the longitudinal inclined plane and crossing the runways at the outer end of the board, a track extending over the first runway from the transverse inclined plane to the aforesaid chute, a table connected with the said track and supported over the runs, the said table having an arched upper surface, and recesses made in the said upper surface, as and for the purpose set forth.

4. In a game, the combination, with a game-board having a marginal flange and runs formed within the flange on the upper face of the board, the said runs being produced by parallel partitions, opposite partitions having openings at opposite ends forming communications between the runways, and a chute located at the first runway, of an inclined plane located at the last runway and commencing at the communication between that runway and the next, a transverse inclined plane connecting with the longitudinal inclined plane and crossing the runways at the outer end of the board, a track extending over the first runway from the transverse inclined plane to the aforesaid chute, a table connected with the said track and supported over the runs, the said table having an arched upper surface, and recesses in the said upper surface, and balls held to travel in the runs up the inclined planes and on the table, the number of balls corresponding to the number of recesses in the table, each recess in the table having a predetermined denomination, as and for the purpose set forth.

CHESTER HOWARD ROBINSON.

Witnesses:

MORTIMER LEVERING,
J. GARLAND.