



(51) International Patent Classification:

C07D 487/04 (2006.01) *A61K 31/519* (2006.01)
C07D 471/04 (2006.01) *A61K 31/437* (2006.01)
C07D 519/00 (2006.01) *A61P 35/00* (2006.01)

(21) International Application Number:

PCT/US20 16/0487 16

(22) International Filing Date:

25 August 2016 (25.08.2016)

(25) Filing Language:

English

(26) Publication Language:

English

(30) Priority Data:

62/210,284 26 August 2015 (26.08.2015) US

(71) Applicant: INCYTE CORPORATION [US/US]; 1801 Augustine Cut-Off, Wilmington, Delaware 19803 (US).

(72) Inventors: **LI, Yun-Long**; Incyte Corporation, 1801 Augustine Cut-Off, Wilmington, Delaware 19803 (US). **BURNS, David M.**; Incyte Corporation, 1801 Augustine Cut-Off, Wilmington, Delaware 19803 (US). **FENG, Hao**; Incyte Corporation, 1801 Augustine Cut-Off, Wilmington, Delaware 19803 (US). **GLENN, Joseph**; Incyte Corporation, 1801 Augustine Cut-Off, Wilmington, Delaware 19803 (US). **HE, Chunhong**; Incyte Corporation, 1801 Augustine Cut-Off, Wilmington, Delaware 19803 (US). **HUANG, Taisheng**; Incyte Corporation, 1801 Augustine

Cut-Off, Wilmington, Delaware 19803 (US). **MEI, Song**; Incyte Corporation, 1801 Augustine Cut-Off, Wilmington, Delaware 19803 (US). **PAN, Jun**; Incyte Corporation, 1801 Augustine Cut-Off, Wilmington, Delaware 19803 (US). **WANG, Xiaozhao**; Incyte Corporation, 1801 Augustine Cut-Off, Wilmington, Delaware 19803 (US). **YE, Yingda**; Incyte Corporation, 1801 Augustine Cut-Off, Wilmington, Delaware 19803 (US).

(74) Agents: **KING, Annie J.** et al; Fish & Richardson P.C., P.O. Box 1022, Minneapolis, Minnesota 55440-1022 (US).

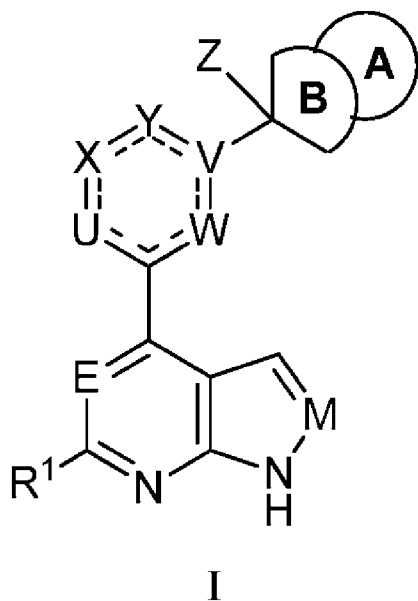
(81) Designated States (*unless otherwise indicated, for every kind of national protection available*): AE, AG, AL, AM, AO, AT, AU, AZ, BA, BB, BG, BH, BN, BR, BW, BY, BZ, CA, CH, CL, CN, CO, CR, CU, CZ, DE, DK, DM, DO, DZ, EC, EE, EG, ES, FI, GB, GD, GE, GH, GM, GT, HN, HR, HU, ID, IL, IN, IR, IS, JP, KE, KG, KN, KP, KR, KZ, LA, LC, LK, LR, LS, LU, LY, MA, MD, ME, MG, MK, MN, MW, MX, MY, MZ, NA, NG, NI, NO, NZ, OM, PA, PE, PG, PH, PL, PT, QA, RO, RS, RU, RW, SA, SC, SD, SE, SG, SK, SL, SM, ST, SV, SY, TH, TJ, TM, TN, TR, TT, TZ, UA, UG, US, UZ, VC, VN, ZA, ZM, ZW.

(84) Designated States (*unless otherwise indicated, for every kind of regional protection available*): ARIPO (BW, GH, GM, KE, LR, LS, MW, MZ, NA, RW, SD, SL, ST, SZ, TZ, UG, ZM, ZW), Eurasian (AM, AZ, BY, KG, KZ, RU, TJ, TM), European (AL, AT, BE, BG, CH, CY, CZ, DE,

[Continued on nextpage]

(54) Title: PYRROLOPYRIMIDINE DERIVATIVES AS TAM INHIBITORS

(57) Abstract: This application relates to compounds of Formula I or pharmaceutically acceptable salts thereof, which are inhibitors of TAM kinases which are useful for the treatment of disorders such as cancer.





DK, EE, ES, FI, FR, GB, GR, HR, HU, IE, IS, IT, LT,
LU, LV, MC, MK, MT, NL, NO, PL, PT, RO, RS, SE,
SI, SK, SM, TR), OAPI (BF, BJ, CF, CG, CI, CM, GA,
GN, GQ, GW, KM, ML, MR, NE, SN, TD, TG).

Published:

— *with international search report (Art. 21(3))*

— *with sequence listing part of description (Rule 5.2(a))*

PYRROLOPYRIMIDINE DERIVATIVES AS TAM INHIBITORS

CROSS-REFERENCE TO RELATED APPLICATIONS

This application claims priority to U.S. Provisional Patent Application No. 62/210,284
entitled "Pyrrolopyrimidine Derivatives as TAM Inhibitors" filed on August 26, 2015, which
5 is incorporated herein by reference in its entirety.

TECHNICAL FIELD

This application relates to pyrrolo[2,3-d]pyrimidine inhibitors of TAM kinases, which
are useful in the treatment of disorders such as cancer, as well as pharmaceutical
compositions related thereto.

10

BACKGROUND OF INVENTION

Receptor tyrosine kinases (RTKs) are cell surface proteins that transmit signals from
the extracellular environment to the cell cytoplasm and nucleus to regulate cellular events
such as survival, growth, proliferation, differentiation, adhesion and migration.

15 The TAM subfamily consists of three RTKs including Tyro3, AXL and Mer (Graham
et al, 2014, *Nature Reviews Cancer* 14, 769-785; Linger et al, 2008, *Advances in Cancer
Research* 100, 35-83). TAM kinases are characterized by an extracellular ligand binding
domain consisting of two immunoglobulin-like domains and two fibronectin type III
domains. Two ligands, growth arrest specific 6 (GAS6) and protein S (PROS1), have been
20 identified for TAM kinases. GAS6 can bind to and activate all three TAM kinases, while
PROS1 is a ligand for Mer and Tyro3 (Graham et al, 2014, *Nature Reviews Cancer* 14, 769-
785).

AXL (also known as UFO, ARK, JTK1 1 and TYR07) was originally identified as a
transforming gene from DNA of patients with chronic myelogenous leukemia (O'Bryan et al,
25 1991, *Mol Cell Biol* 11, 5016-5031; Graham et al, 2014, *Nature Reviews Cancer* 14, 769-
785; Linger et al, 2008, *Advances in Cancer Research* 100, 35-83). GAS6 binds to AXL and
induces subsequent auto-phosphorylation and activation of AXL tyrosine kinase. AXL
activates several downstream signaling pathways including PI3K-Akt, Raf-MAPK, PLC-
PKC (Feneyrolles et al, 2014, *Molecular Cancer Therapeutics* 13, 2141-2148; Linger et al,
30 2008, *Advances in Cancer Research* 100, 35-83).

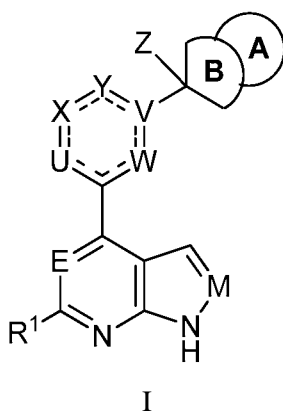
MER (also known as MERTK, EYK, RYK, RP38, NYK and TYR012) was originally identified as a phospho-protein from a lymphoblastoid expression library (Graham et al, 1995, *Oncogene 10*, 2349-2359; Graham et al., 2014, *Nature Reviews Cancer 14*, 769-785; Linger et al, 2008, *Advances in Cancer Research 100*, 35-83). Both GAS6 and PROS1 can bind to Mer and induce the phosphorylation and activation of Mer kinase (Lew et al, 2014). Like AXL, MER activation also conveys downstream signaling pathways including PI3K-Akt and Raf-MAPK (Linger et al, 2008, *Advances in Cancer Research 100*, 35-83).

TYR03 (also known as DTK, SKY, RSE, BRT, TIF, ETK2) was originally identified through a PCR-based cloning study (Lai et al, *Neuron 6*, 691-70, 1991; Graham et al, 2014, *Nature Reviews Cancer 14*, 769-785; Linger et al, 2008, *Advances in Cancer Research 100*, 35-83). Both ligands, GAS6 and PROS1, can bind to and activate TYR03. Although the signaling pathways downstream of TYR03 activation are the least studied among TAM RTKs, it appears that both PI3K-Akt and Raf-MAPK pathways are involved (Linger et al, 2008, *Advances in Cancer Research 100*, 35-83). AXL, MER and TYR03 are found to be over-expressed in cancer cells.

Accordingly, there is a need in the art for compounds and methods of use thereof for the modulation of TAM kinases in treatment of cancer.

SUMMARY OF INVENTION

In one aspect, the present disclosure relates to compounds having Formula I:



or a pharmaceutically acceptable salt thereof, wherein ring A, ring B, E, M, R¹, U, X, Y, W, V, and Z are defined *infra*.

The present application further provides compositions comprising a compound described herein, or a pharmaceutically acceptable salt thereof, and at least one pharmaceutically acceptable carrier.

The present application also provides methods of inhibiting TAM kinases, comprising
 5 contacting one or more TAM kinase with a compound described herein, or a pharmaceutically acceptable salt thereof.

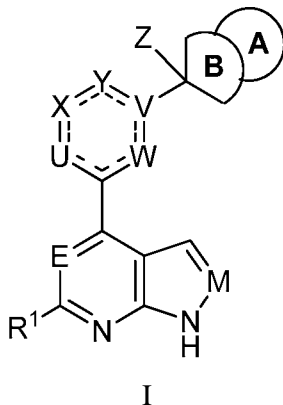
The present invention also provides a compound described herein, or a pharmaceutically acceptable salt thereof, for use in any of the methods described herein.

The present invention further provides use of a compound described herein, or a
 10 pharmaceutically acceptable salt thereof, for the manufacture of a medicament for use in any of the methods described herein.

DETAILED DESCRIPTION

Compounds

15 In one aspect, the present disclosure provides a compound of Formula I:



or a pharmaceutically acceptable salt thereof, wherein:

20 each in the ring formed by U, X, Y, V, and W is independently a single or double bond;

E is -N= or -CR⁹=;

M is -N= or -CR²=;

U is -N= or -CR³=;

X is -N= or -CR⁴=;

25 Y is -N= or -CR⁵=;

W is -N= or -CR⁶=;

V is -CR^{AB}=, wherein R^{AB} is the fused A-B moiety;

alternatively, Y is C=O, X is -NR^{4a}-, and V is -CR^{AB}=; or

Y is C=O, X is =CR⁴- and V is -NR[^]-;

5 provided that no more than two of U, X, Y, and W are -N=;

R¹ is H, halo, CN, C₁₋₆ alkyl, C₂₋₆ alkenyl, C₂₋₆ alkynyl, C_M haloalkyl, OR^{al}, SR^{al}, C(OR)^{b1}, C(OR)NR^{cl}R^{dl}, C(OR)OR^{al}, OC(OR)^{b1}, OC(OR)NR^{cl}R^{dl}, NR^{cl}R^{dl}, NR^{cl}OR^{dl}, NR^{cl}C(OR)^{b1}, NR^{cl}C(OR)OR^{b1}, NR^{cl}C(OR)NR^{cl}R^{dl}, NR^{cl}S(OR)^{b1}, NR^{cl}S(OR)₂R^{b1}, NR^{cl}S(OR)₂NR^{cl}R^{dl}, S(OR)^{b1}, S(OR)NR^{cl}R^{dl}, S(OR)₂R^{b1}, S(OR)₂NR^{cl}R^{dl}, C₃₋₇ cycloalkyl, phenyl, 10 5-6 membered heteroaryl, 4-6 membered heterocycloalkyl, C₃₋₇ cycloalkyl-Ci-3 alkylene, phenyl-Ci-3 alkylene, 5-6 membered heteroaryl-Ci-3 alkylene, or 4-6 membered heterocycloalkyl-Ci-3 alkylene; wherein said C₁₋₆ alkyl, C₂₋₆ alkenyl, C₂₋₆ alkynyl, C₁₋₄ haloalkyl, C₃₋₇ cycloalkyl, phenyl, 5-6 membered heteroaryl, 4-6 membered heterocycloalkyl, C₃₋₇ cycloalkyl-Ci-3 alkylene, phenyl-Ci-3 alkylene, 5-6 membered heteroaryl-Ci-3 alkylene, 15 and 4-6 membered heterocycloalkyl-Ci-3 alkylene are each optionally substituted with 1, 2, 3, or 4 independently selected R¹¹ groups;

R² is H, halo, OH, CN, C₁₋₄ alkyl, C₁₋₄ haloalkyl, C₁₋₆alkoxy, C₁₋₄haloalkoxy, amino, C₁₋₆ alkylamine, or di(C₁₋₆ alkyl)amino;

R³, R⁴, R⁵, and R⁶ are each independently selected from H, halo, OH, CN, C₁₋₃ alkyl, 20 C₁₋₃ haloalkyl, C₁₋₃ alkoxy, C₁₋₃ haloalkoxy, amino, C₁₋₃ alkylamine, and di(C₁₋₃ alkyl)amino;

R^{4a} is H, C_M alkyl, or C_M haloalkyl;

ring A is a monocyclic C₃₋₇ cycloalkyl ring, a monocyclic 4-7 membered heterocycloalkyl ring, a phenyl ring, or a monocyclic 5-6 membered heteroaryl ring, each of which is fused to Ring B;

25 ring B is a monocyclic 4-7 membered heterocycloalkyl ring or a monocyclic C₃₋₇ cycloalkyl ring, wherein the fused A-B moiety is optionally substituted by 1, 2, 3, or 4 independently selected R⁷ groups;

Z is C₁₋₆ alkyl, C₁₋₆ haloalkyl, or -C₁₋₆ alkylene-Z¹;

Z¹ is CN, Cy³, OR^{a3}, C(OR)^{b3}, C(OR)NR^{c3}R^{d3}, C(OR)OR^{a3}, OC(OR)^{b3}, OC(OR)NR^{c3}R^{d3}, NR^{c3}R^{d3}, NR^{c3}C(OR)^{b3}, NR^{c3}C(OR)OR^{b3}, NR^{c3}C(OR)NR^{c3}R^{d3}, NR^{c3}S(OR)^{b3}, NR^{c3}S(OR)₂R^{b3}, 30 NR^{c3}S(OR)₂NR^{c3}R^{d3}, S(OR)^{b3}, S(OR)NR^{c3}R^{d3}, S(OR)₂R^{b3}, or S(OR)₂NR^{c3}R^{d3};

each R^7 is independently selected from halo, **Ci-6** alkyl, **c2-6** alkenyl, **c2-6** alkynyl, **c1-4** haloalkyl, CN, NO₂, Cy, -**c1-4** alkylene-Cy, OR^a, SR^a, C(0)R^b, C(0)NR^cR^d, C(0)OR^a, OC(0)R^b, OC(0)NR^cR^d, NR^cR^d, NROR^d, NR^cC(0)R^b, NR^cC(0)OR^b, NR^cC(0)NR^cR^d, C(=NR^e)R^b, C(=NR^e)NR^cR^d, NR^cC(=NR^e)NR^cR^d, NR^cS(0)R^b, NR^cS(0)₂R^b, NR^cS(0)₂NR^cR^d, S(0)R^b, S(0)NR^cR^d, S(0)₂R^b, and S(0)₂NR^cR^d; wherein said **Ci-e** alkyl, **c2-6** alkenyl, **c2-6** alkynyl, and **c1-4** haloalkyl are optionally substituted with 1, 2, 3, or 4 independently selected R⁸ groups;

each R⁸ is independently selected from halo, CN, NO₂, **Ci-6** alkyl, **c2-6** alkenyl, **c2-6** alkynyl, **c_M** haloalkyl, Cy², -**c_M** alkylene-Cy², OR^{a2}, SR^{a2}, C(0)R^{b2}, C(0)NR^{c2}R^{d2}, C(0)OR^{a2}, OC(0)R^{b2}, OC(0)NR^{c2}R^{d2}, NR^{c2}R^{d2}, NR^{c2}OR^{d2}, NR^{c2}C(0)R^{b2}, NR^{c2}C(0)OR^{a2}, NR^{c2}C(0)NR^{c2}R^{d2}, C(=NR^e)R^{b2}, C(=NR^e)NR^{c2}R^{d2}, NR^{c2}C(=NR^e)NR^{c2}R^{d2}, NR^{c2}S(0)R^{b2}, NR^{c2}S(0)₂R^{b2}, NR^{c2}S(0)₂NR^{c2}R^{d2}, S(0)R^{b2}, S(0)NR^{c2}R^{d2}, S(0)₂R^{b2}, and S(0)₂NR^{c2}R^{d2}; wherein said **Ci-6** alkyl, **c2-6** alkenyl, **c2-6** alkynyl, and **c_M** haloalkyl are each optionally substituted with 1, 2, 3, or 4 independently selected R⁸ groups;

R⁹ is H, halo, OH, CN, **c1-4** alkyl, **C1-4** haloalkyl, **Ci-4**alkoxy, **Ci-4**haloalkoxy, amino, **Ci-6** alkylamine, di(**Ci-6** alkyl)amino, cyano-**Ci-4** alkyl, **HO-C1-4** alkyl, or **c1-3** alkoxy-**Ci-4** alkyl;

each R¹¹ is independently selected from OH, NO₂, CN, halo, **Ci-6** alkyl, **c2-6** alkenyl, **c2-6** alkynyl, **c1-4** haloalkyl, **Ci-6** alkoxy, **Ci-6**haloalkoxy, cyano-**Ci-3** alkyl, **HO-C1-3** alkyl, amino, **Ci-6** alkylamino, di(**Ci-6**alkyl)amino, thio, **Ci-6** alkylthio, **C1-6** alkylsulfinyl, **Ci-6** alkylsulfonyl, carbamyl, **Ci-6**alkylcarbamyl, di(**Ci-6** alkyl)carbamyl, carboxy, **Ci-6** alkylcarbonyl, **Ci-6** alkoxy carbonyl, **Ci-6** alkylcarbonylamino, **Ci-6** alkylsulfonylamino, aminosulfonyl, **C1-6** alkylaminosulfonyl, di(**Ci-6** alkyl)aminosulfonyl, aminosulfonylamino, **Ci-6** alkylaminosulfonylamino, di(**Ci-6** alkyl)aminosulfonylamino, aminocarbonylamino, **Ci-6** alkylaminocarbonylamino, di(**C1-6** alkyl)aminocarbonylamino, **c3-7** cycloalkyl, phenyl, 5-6 membered heteroaryl, 4-6 membered heterocycloalkyl, **c3-7** cycloalkyl-**Ci-3** alkylene, phenyl-**c1-3** alkylene, 5-6 membered heteroaryl-**Ci-3** alkylene, and 4-6 membered heterocycloalkyl-**c1-3** alkylene; wherein said **Ci-6** alkyl, **c3-7** cycloalkyl, phenyl, 5-6 membered heteroaryl, 4-6 membered heterocycloalkyl, **c3-7** cycloalkyl-**Ci-3** alkylene, phenyl-**Ci-3** alkylene, 5-6 membered heteroaryl-**Ci-3** alkylene, and 4-6 membered heterocycloalkyl-**Ci-3** alkylene are each optionally substituted with 1, 2, 3, or 4 groups independently selected from OH, CN, halo, **c_M** alkyl, **c1-3** haloalkyl, **c1-4** alkoxy, **c1-3** haloalkoxy, cyano-**Ci-3** alkyl, **HO-C1-3** alkyl,

amino, Ci-4 alkylamino, di(Ci-4alkyl)amino, Ci-4 alkylsulfinyl, Ci-4alkylsulfonyl, carbamyl, Ci-4 alkylcarbamyl, di(Ci-4 alkyl)carbamyl, carboxy, Ci-4 alkylcarbonyl, Ci-4alkoxycarbonyl, Ci-4 alkylcarbonylamino, Ci-4alkylsulfonylamino, aminosulfonyl, Ci-4alkylaminosulfonyl, and di(Ci-4 alkyl)aminosulfonyl;

5 each Cy is independently selected from 3-12 membered cycloalkyl, 6-10 membered aryl, 5-10 membered heteroaryl, and 4-12 membered heterocycloalkyl, each of which is optionally substituted by 1, 2, 3, or 4 independently selected R⁸ groups;

each CyHs independently selected from 3-7 membered cycloalkyl, phenyl, 5-6 membered heteroaryl, and 4-6 membered heterocycloalkyl, each of which is optionally substituted by 1, 2, 3, or 4 independently selected R¹¹ groups;

each Cy² is independently selected from 3-7 membered cycloalkyl, phenyl, 5-6 membered heteroaryl, and 4-6 membered heterocycloalkyl, each of which is optionally substituted by 1, 2, 3, or 4 independently selected R⁸ groups;

each Cy³ is independently selected from 3-7 membered cycloalkyl, phenyl, 5-6 membered heteroaryl, and 4-6 membered heterocycloalkyl, each of which is optionally substituted by 1, 2, 3, or 4 groups independently selected from halo, OH, CN, Ci-3 alkyl, Ci-3 haloalkyl, Ci-3 alkoxy, Ci-3haloalkoxy, amino, C1-3 alkylamine, and di(Ci-3 alkyl)amino;

each R^a, R^c, and R^d is independently selected from H, Ci-6 alkyl, C2-6 alkenyl, C2-6 alkynyl, C1-4 haloalkyl, Cy, and -Ci-4 alkylene-Cy; wherein said Ci-6 alkyl, C2-6 alkenyl, C2-6 alkynyl, and C1-4 haloalkyl are each optionally substituted with 1, 2, 3, or 4 independently selected R⁸ groups;

each R^b is independently selected from Ci-6 alkyl, C2-6 alkenyl, C2-6 alkynyl, C1-4 haloalkyl, Cy, and -Ci-4 alkylene-Cy; wherein said Ci-6 alkyl, C2-6 alkenyl, C2-6 alkynyl, and C1-4 haloalkyl are each optionally substituted with 1, 2, 3, or 4 independently selected R⁸ groups;

alternatively, any R^c and R^d attached to the same N atom, together with the N atom to which they are attached, form a 4-6 membered heterocycloalkyl group or a 5-6 membered heteroaryl group, each optionally substituted with 1, 2, or 3 independently selected R⁸ groups;

each R^e is independently selected from H, CN, Ci-6 alkyl, C1-6 haloalkyl, Ci-6 alkylthio, Ci-6 alkylsulfonyl, Ci-6 alkylcarbonyl, Ci-6 alkylaminosulfonyl, carbamyl, Ci-6 alkylcarbamyl, di(Ci-6 alkyl)carbamyl, aminosulfonyl, Ci-6 alkylaminosulfonyl, and di(Ci-6 alkyl)aminosulfonyl;

R^{a1} , R^{c1} , and R^{d1} are each independently selected from H, Ci-6 alkyl, C2-6 alkenyl, C2-6 alkynyl, C1-4 haloalkyl, Cy^1 , and -C1-4 alkylene- Cy^1 ; wherein said Ci-6 alkyl, C2-6 alkenyl, C2-6 alkynyl, and C1-4 haloalkyl are each optionally substituted with 1, 2, 3, or 4 independently selected R^{11} groups;

5 R^{b1} is independently selected from Ci-6 alkyl, C2-6 alkenyl, C2-6 alkynyl, C1-4 haloalkyl, Cy^1 , and -C1-4 alkylene- Cy^1 ; wherein said Ci-6 alkyl, C2-6 alkenyl, C2-6 alkynyl, and C1-4 haloalkyl are each optionally substituted with 1, 2, 3, or 4 independently selected R^{11} groups; or

alternatively, any R^{c1} and R^{d1} attached to the same N atom, together with the N atom
10 to which they are attached, form a 4-, 5-, 6- or 7-membered heterocycloalkyl group optionally substituted with 1, 2 or 3 independently selected R^{11} groups;

each R^{a2} , R^{c2} , and R^{d2} are independently selected from H, Ci-6 alkyl, C2-6 alkenyl, C2-6 alkynyl, C1-4 haloalkyl, Cy^2 , and -C1-4 alkylene- Cy^2 ; wherein said Ci-6 alkyl, C2-6 alkenyl, C2-6 alkynyl, and C1-4 haloalkyl are each optionally substituted with 1, 2, 3, or 4 independently
15 selected R^g groups;

each R^{b2} is independently selected from Ci-6 alkyl, C2-6 alkenyl, C2-6 alkynyl, C1-4 haloalkyl, Cy^2 , and -C1-4 alkylene- Cy^2 ; wherein said Ci-6 alkyl, C2-6 alkenyl, C2-6 alkynyl, and C1-4 haloalkyl are each optionally substituted with 1, 2, 3, or 4 independently selected R^g groups; or

alternatively, any R^{c2} and R^{d2} attached to the same N atom, together with the N atom
20 to which they are attached, form a 4-, 5-, 6- or 7-membered heterocycloalkyl group optionally substituted with 1, 2 or 3 independently selected R^g groups;

R^{a3} , R^{c3} , and R^{d3} are each independently selected from H, Ci-6 alkyl, C2-6 alkenyl, C2-6 alkynyl, C1-4 haloalkyl, Cy^3 , and -Ci-4 alkylene- Cy^3 ;

25 R^{b3} is selected from Ci-6 alkyl, C2-6 alkenyl, C2-6 alkynyl, C1-4 haloalkyl, Cy^3 , and -Ci-4 alkylene- Cy^3 ; and

each R^g is independently selected from OH, NO₂, CN, halo, Ci-6 alkyl, C2-6 alkenyl, C2-6 alkynyl, C1-4 haloalkyl, Ci-6 alkoxy, Ci-6 haloalkoxy, cyano-Ci-3 alkyl, HO-Ci-3 alkyl, amino, Ci-6 alkylamino, di(Ci-6 alkyl)amino, thio, Ci-6 alkylthio, C1-6 alkylsulfinyl, Ci-6
30 alkylsulfonyl, carbamyl, Ci-6 alkylcarbamyl, di(Ci-6 alkyl)carbamyl, carboxy, Ci-6 alkylcarbonyl, Ci-6 alkoxycarbonyl, Ci-6 alkylcarbonylamino, Ci-6 alkylsulfonylamino, aminosulfonyl, C1-6 alkylaminosulfonyl, di(Ci-6 alkyl)aminosulfonyl, aminosulfonylamino,

Ci-6 alkylaminosulfonylamino, di(Ci-6 alkyl)aminosulfonylamino, aminocarbonylamino, Ci-6 alkylaminocarbonylamino, and di(Ci-6 alkyl)aminocarbonylamino.

In some embodiments, R^1 is H, halo, CN, Ci-e alkyl, CM haloalkyl, OR^{al} , $C(0)R^{bl}$, $C(0)NR^{cl}R^{dl}$, $OC(0)R^{bl}$, $OC(0)NR^{cl}R^{dl}$, $NR^{cl}R^{dl}$, $NR^{cl}C(0)R^{bl}$, $NR^{cl}S(0)_2R^{bl}$, $S(0)_2R^{bl}$,
 5 or $S(0)_2NR^{cl}R^{dl}$; wherein said Ci-6 alkyl and Ci-4 haloalkyl are each optionally substituted with 1, 2, 3, or 4 independently selected R^{11} groups.

In some embodiments, R^1 is H, halo, CN, Ci-e alkyl, CM haloalkyl, OR^{al} , $C(0)R^{bl}$, $C(0)NR^{cl}R^{dl}$, $OC(0)R^{bl}$, $OC(0)NR^{cl}R^{dl}$, $NR^{cl}R^{dl}$, $NR^{cl}C(0)R^{bl}$, $NR^{cl}S(0)_2R^{bl}$, $S(0)_2R^{bl}$,
 10 or $S(0)_2NR^{cl}R^{dl}$; wherein said Ci-6 alkyl and Ci-4 haloalkyl are each optionally substituted with 1, 2, 3, or 4 independently selected R^{11} groups.

In some embodiments, R^1 is H or $NR^{cl}R^{dl}$.

In some embodiments, R^{al} , R^{cl} , and R^{dl} are each independently selected from H, Ci-6 alkyl, Cy^1 ; and R^{bl} is Ci-e alkyl or Cy^1 .

In some embodiments, each Cy^1 is independently selected from 3-7 membered
 15 cycloalkyl, phenyl, 5-6 membered heteroaryl, and 4-6 membered heterocycloalkyl, each of which is optionally substituted by 1 or 2 independently selected R^{11} groups.

In some embodiments, each R^{11} is independently selected from OH, CN, halo, Ci-6 alkyl, Ci-4 haloalkyl, Ci-6 alkoxy, Ci-6 haloalkoxy, cyano-Ci-3 alkyl, HO-Ci-3 alkyl, amino, Ci-6 alkylamino, di(Ci-6 alkyl)amino, C_{1-6} alkylsulfonyl, carbamyl, Ci-6 alkylcarbamyl, di(Ci-6
 20 alkyl)carbamyl, Ci-6 alkylcarbonyl, Ci-6 alkoxy carbonyl, Ci-6 alkylcarbonylamino, Ci-6 alkylsulfonylamino, aminosulfonyl, C_{1-6} alkylaminosulfonyl, di(Ci-6 alkyl)aminosulfonyl, C_{3-7} cycloalkyl, phenyl, 5-6 membered heteroaryl, 4-6 membered heterocycloalkyl, C_{3-7} cycloalkyl-Ci-3 alkylene, phenyl-Ci-3 alkylene, 5-6 membered heteroaryl-Ci-3 alkylene, and 4-6 membered heterocycloalkyl-Ci-3 alkylene.

In some embodiments, R^1 is H, methylamino, ethylamino, isopropylamino, n-butylamino, cyclobutylamino, cyclopentylamino, cyclohexylamino, 1-ethyl-1H-imidazol-4-yl-amino, 1-methyl-1H-pyrazol-4-yl-amino, and 4-(morpholinylmethyl)phenylamino.

In some embodiments, R^2 is H, halo, CN, C_{1-4} alkyl, or C_{1-4} haloalkyl.

In some embodiments, R^2 is H or C_{1-4} alkyl.

30 In some embodiments, R^2 is H or methyl.

In some embodiments, R^3 , R^4 , R^5 , and R^6 are each independently selected from H, halo, CN, Ci-3 alkyl, and C_{1-3} haloalkyl.

In some embodiments, one of R³, R⁴, R⁵, and R⁶ is independently selected from halo, CN, C₁₋₃ alkyl, and C₁₋₃ haloalkyl; and the remaining R³, R⁴, R⁵, and R⁶ are each H.

In some embodiments, R³, R⁴, R⁵, and R⁶ are each H.

In some embodiments, ring A is a phenyl ring or monocyclic 5-6 membered
5 heteroaryl ring, which is fused to Ring B, wherein the fused A-B moiety is optionally substituted by 1, 2, 3, or 4 independently selected R⁷ groups.

In some embodiments, ring A is a phenyl ring, which is fused to Ring B, wherein the fused A-B moiety is optionally substituted by 1, 2, 3, or 4 independently selected R⁷ groups.

In some embodiments, ring A is a monocyclic 5-6 membered heteroaryl ring, which is
10 fused to Ring B, wherein the fused A-B moiety is optionally substituted by 1, 2, 3, or 4 independently selected R⁷ groups.

In some embodiments, ring A is a monocyclic 6-membered heteroaryl ring, which is fused to Ring B, wherein the fused A-B moiety is optionally substituted by 1, 2, 3, or 4 independently selected R⁷ groups.

15 In some embodiments, ring A is a pyridine ring, which is fused to Ring B, wherein the fused A-B moiety is optionally substituted by 1, 2, 3, or 4 independently selected R⁷ groups.

In some embodiments, ring B is a monocyclic C₃₋₇ cycloalkyl ring, wherein the fused A-B moiety is optionally substituted by 1, 2, 3, or 4 independently selected R⁷ groups.

In some embodiments, ring B is a monocyclic C₅₋₆ cycloalkyl ring, wherein the fused
20 A-B moiety is optionally substituted by 1, 2, 3, or 4 independently selected R⁷ groups.

In some embodiments, ring B is a cyclohexyl ring, wherein the fused A-B moiety is optionally substituted by 1, 2, 3, or 4 independently selected R⁷ groups.

In some embodiments, ring B is a cyclopentyl ring, wherein the fused A-B moiety is optionally substituted by 1, 2, 3, or 4 independently selected R⁷ groups.

25 In some embodiments, ring B is a cyclobutyl ring, wherein the fused A-B moiety is optionally substituted by 1, 2, 3, or 4 independently selected R⁷ groups.

In some embodiments, ring B is a cyclopentyl or cyclohexyl ring, wherein the fused A-B moiety is optionally substituted by 1, 2, 3, or 4 independently selected R⁷ groups.

In some embodiments, ring B is tetrahydrofuran, wherein the fused A-B moiety is
30 optionally substituted by 1, 2, 3, or 4 independently selected R⁷ groups.

In some embodiments, ring B is a pyrrolidine ring, wherein the fused A-B moiety is optionally substituted by 1, 2, 3, or 4 independently selected R⁷ groups.

In some embodiments, ring B is tetrahydrothiophene, wherein the fused A-B moiety is optionally substituted by 1, 2, 3, or 4 independently selected R^7 groups.

In some embodiments, ring B is a monocyclic 4-7 membered heterocycloalkyl ring, wherein the fused A-B moiety is optionally substituted by 1, 2, 3, or 4 independently selected R^7 groups.

In some embodiments, ring B is a monocyclic 5-6 membered heterocycloalkyl ring, wherein the fused A-B moiety is optionally substituted by 1, 2, 3, or 4 independently selected R^7 groups.

It is intended that the description include embodiments, wherein each of the preceding definitions of ring A and B are combined individually to form the A-B fused moiety.

In some embodiments, ring A is a phenyl or pyridine ring, which is fused to ring B; and ring B is a cyclopentyl ring; wherein the fused A-B moiety is optionally substituted by 1, 2, or 3 independently selected R^7 groups.

In some embodiments, the fused A-B moiety is an 2,3-dihydro-1H-indene ring, a 6,7-dihydro-5H-cyclopenta[b]pyridine ring, or a 6,7-dihydro-5H-cyclopenta[c]pyridine ring, each of which is optionally substituted by 1, 2, or 3 independently selected R^7 groups.

In some embodiments, each R^7 is independently selected from halo, Ci-6 alkyl, Ci-4 haloalkyl, CN, Cy, -Ci-4 alkylene-Cy, OR^a , $C(0)R^b$, $C(0)NR^cR^d$, $C(0)OR^a$, $OC(0)R^b$, $OC(0)NR^cR^d$, NR^cR^d , NR^cOR^d , $NR^cC(0)R^b$, $NR^cC(0)OR^b$, $NR^cC(0)NR^cR^d$, $NR^cS(0)_2R^b$, $NR^cS(0)_2NR^cR^d$, $S(0)_2R^b$, and $S(0)_2NR^cR^d$; wherein said Ci-e alkyl and Ci-M haloalkyl are optionally substituted with 1, 2, 3, or 4 independently selected R^8 groups.

In some embodiments, each R^7 is independently selected from halo, Ci-6 alkyl, Ci-4 haloalkyl, CN, Cy, -Ci-4 alkylene-Cy, OR^a , $C(0)R^b$, $C(0)NR^cR^d$, NR^cR^d , $NR^cC(0)R^b$, $NR^cS(0)_2R^b$, $S(0)_2R^b$, and $S(0)_2NR^cR^d$; wherein said Ci-e alkyl and Ci-M haloalkyl are optionally substituted with 1, 2, 3, or 4 independently selected R^8 groups.

In some embodiments, each R^7 is independently selected from Ci-6 alkyl, CN, OH, NR^cR^d , Cy, and -Ci-4alkylene-Cy; wherein said Ci-6 alkyl is optionally substituted with 1, 2, 3, or 4 independently selected R^8 groups.

In some embodiments, each R^7 is independently selected from Ci-6 alkyl, CN, OH, NR^cR^d , $-CH_2-R^8$, Cy, and $-CH_2-Cy$.

In some embodiments, each R^a , R^c and R^d is independently selected from H, Ci-6 alkyl, Ci-4 haloalkyl, and Cy; wherein said Ci-6 alkyl and Ci-M haloalkyl are each optionally

substituted by 1, 2, 3, or 4 independently selected R^8 groups; and each R^b is independently selected from Ci-6 alkyl, Ci-4 haloalkyl, and Cy; wherein said Ci-6 alkyl and Ci-4 haloalkyl are each optionally substituted by 1, 2, 3, or 4 independently selected R^8 groups.

In some embodiments, each Cy is independently selected from azetidiny, pyrrolidiny, piperidiny, morpholiny, phenyl, imidazolyl, pyridiny, imidazo[1,2-a]pyridiny, and imidazo[4,5-b]pyridiny; each of which is optionally substituted by 1, 2, 3, or 4 independently selected R^8 groups.

In some embodiments, each R^8 is independently selected from halo, CN, Ci-6 alkyl, Ci-4 haloalkyl, Cy^2 , $-Ci-4\text{ alkylene-Cy}^2$, OR^{a2} , $C(0)R^{b2}$, $C(0)NR^{c2}R^{d2}$, $C(0)OR^{a2}$, $OC(0)R^{b2}$, $OC(0)NR^{c2}R^{d2}$, $NR^{c2}R^{d2}$, $NR^{c2}OR^{d2}$, $NR^{c2}C(0)R^{b2}$, $NR^{c2}C(0)OR^{b2}$, $NR^{c2}C(0)NR^{c2}R^{d2}$, $NR^{c2}S(0)_2R^{b2}$, $NR^{c2}S(0)_2NR^{c2}R^{d2}$, $S(0)_2R^{b2}$, and $S(0)_2NR^{c2}R^{d2}$; wherein said Ci-e alkyl and Ci-4 haloalkyl are each optionally substituted with 1, 2, 3, or 4 independently selected R^g groups.

In some embodiments, each R^8 is independently selected from halo, CN, Ci-6 alkyl, Ci-4 haloalkyl, Cy^2 , $-Ci-4\text{ alkylene-Cy}^2$, OR^{a2} , $C(0)R^{b2}$, $C(0)NR^{c2}R^{d2}$, $NR^{c2}R^{d2}$, $NR^{c2}C(0)R^{b2}$, $NR^{c2}S(0)_2R^{b2}$, $S(0)_2R^{b2}$, and $S(0)_2NR^{c2}R^{d2}$; wherein said Ci-e alkyl and **CM** haloalkyl are each optionally substituted with 1, 2, 3, or 4 independently selected R^g groups.

In some embodiments, each R^8 is independently selected from halo, CN, Ci-6 alkyl, Cy^2 , OR^{a2} , $C(0)NR^{c2}R^{d2}$, and $NR^{c2}R^{d2}$; wherein said Ci-e alkyl is optionally substituted with 1, 2, 3, or 4 independently selected R^g groups.

In some embodiments, each R^{a2} , R^{c2} and R^{d2} is independently selected from H, Ci-6 alkyl, and Ci-4 haloalkyl; wherein said Ci-6 alkyl and Ci-4 haloalkyl is optionally substituted with 1 or 2 independently selected R^g groups; and each R^{b2} is independently selected from Ci-6 alkyl and Ci-4 haloalkyl; wherein said Ci-6 alkyl and Ci-4 haloalkyl is optionally substituted with 1 or 2 independently selected R^g groups.

In some embodiments, each R^g is independently selected from OH, CN, halo, Ci-6 alkoxy, Ci-6haloalkoxy, amino, Ci-6 alkylamino, and di(Ci-6 alkyl)amino.

In some embodiments, Z is **CM** alkyl, $-CH_2F$, $-CHF_2$, $-CH_2-Z^1$, $-CF_k-CF_k-Z^1$, or $-CH_2-CH_2-CH_2-Z^1$.

In some embodiments, Z is $-CH_2F$, $-CHF_2$, **-CH₂-Z¹**, or **-CH₂-CH₂-Z¹**.

In some embodiments, Z^1 is CN, OR^{a3} , $NR^{c3}R^{d3}$, $NR^{c3}C(0)R^{b3}$, $NR^{c3}C(0)OR^{b3}$, or $NR^{c3}S(0)_2R^{b3}$.

In some embodiments, Z^1 is $NR^{c3}R^{d3}$.

In some embodiments, Z is $-CH_2-NH_2$.

In some embodiments, R^{a3} , R^{c3} and R^{d3} are each independently selected from H, Ci-6 alkyl, and Cy^3 ; and each Cy^3 is independently 3-7 membered cycloalkyl, phenyl, 5-6 membered heteroaryl, or 4-6 membered heterocycloalkyl, each of which is optionally substituted by 1, 2, 3, or 4 groups independently selected from halo, OH, CN, C1-3 alkyl, C1-3 haloalkyl, C1-3 alkoxy, Ci-3haloalkoxy, amino, C1-3 alkylamine, and di(Ci-3 alkyl)amino; R^{b3} is selected from Ci-6 alkyl, and Cy^3 ; and each Cy^3 is independently selected from 3-7 membered cycloalkyl, phenyl, 5-6 membered heteroaryl, and 4-6 membered heterocycloalkyl, each of which is optionally substituted by 1, 2, 3, or 4 groups independently selected from halo, OH, CN, Ci-3 alkyl, C1-3 haloalkyl, C1-3 alkoxy, Ci-3haloalkoxy, amino, C1-3 alkylamine, and di(Ci-3 alkyl)amino.

In some embodiments, R^{a3} , R^{c3} and R^{d3} are each independently selected from H, methyl, ethyl, isopropyl, and Cy^3 ; R^{b3} is selected from methyl, ethyl, isopropyl, and Cy^3 ; and each Cy^3 is independently selected from cyclopropyl, cyclobutyl, cyclopentyl, morpholinyl, phenyl, pyrazolyl, furanyl, thienyl, isooxazolyl, and oxazolyl, each of which is optionally substituted by 1 or 2 groups independently selected from halo, OH, CN, C1-3 alkyl, C1-3 haloalkyl, C1-3 alkoxy, Ci-3haloalkoxy, amino, C1-3 alkylamine, and di(Ci-3 alkyl)amino.

In some embodiments, U is $-CR^3=$.

In some embodiments, U is $-CH=$.

In some embodiments, U is $-N=$.

In some embodiments, X is $-CR^4=$.

In some embodiments, X is $-CH=$.

In some embodiments, X is $-N=$.

In some embodiments, Y is $-CR^5=$.

In some embodiments, Y is $-CH=$.

In some embodiments, Y is $-N=$.

In some embodiments, W is $-CR^6=$.

In some embodiments, W is $-CH=$.

In some embodiments, W is $-N=$.

In some embodiments, V is $-CR^{AB}=$.

In some embodiments, E is $-N=$.

In some embodiments, E is $-\text{CR}^9=$.

In some embodiments, R^9 is H, C1-3 alkyl, or C1-3 alkoxy.

In some embodiments, R^9 is H, methyl, or methoxy.

In some embodiments, R^9 is H.

5 In some embodiments, R^9 is methyl.

In some embodiments, R^9 is methoxy.

In some embodiments, M is $-\text{N}=\text{}$.

In some embodiments, M is $-\text{CR}^2=$.

In some embodiments, R^2 is H.

10 In some embodiments, Y is $\text{C}=\text{O}$, X is $=\text{CR}^4-$ and V is $-\text{NR}^{\text{AB}}-$.

In some embodiments, U is $-\text{CR}^3=$, W is $-\text{CR}^6=$, Y is $\text{C}=\text{O}$, X is $=\text{CR}^4-$ and V is $-\text{NR}^{\text{A}}-$.

In some embodiments, U is $-\text{CH}=\text{}$, W is $-\text{CH}=\text{}$, Y is $\text{C}=\text{O}$, X is $=\text{CH}-$ and V is $-\text{NR}^{\text{A}}-$.

15 In some embodiments, no more than one of U, X, Y, and W is $-\text{N}=\text{}$.

In some embodiments:

each $==$ in the ring formed by U, X, Y, V, and W is independently a single or double bond;

E is $-\text{N}=\text{}$ or $-\text{CR}^9=$;

20 M is $-\text{N}=\text{}$ or $-\text{CR}^2=$;

U is $-\text{N}=\text{}$ or $-\text{CR}^3=$;

X is $-\text{N}=\text{}$ or $-\text{CR}^4=$;

Y is $-\text{N}=\text{}$ or $-\text{CR}^5=$;

W is $-\text{N}=\text{}$ or $-\text{CR}^6=$;

25 V is $-\text{CR}^{\text{AB}}=$;

alternatively, Y is $\text{C}=\text{O}$, X is $=\text{CR}^4-$ and V is $-\text{NR}^{\text{AB}}-$;

provided that no more than one of U, X, Y, and W is $-\text{N}=\text{}$;

R^1 is H, halo, CN, C1-6 alkyl, C1-6 haloalkyl, OR^{a1} , $\text{C}(0)\text{R}^{\text{b1}}$, $\text{C}(0)\text{NR}^{\text{c1}}\text{R}^{\text{d1}}$, $\text{OC}(0)\text{R}^{\text{b1}}$, $\text{OC}(0)\text{NR}^{\text{c1}}\text{R}^{\text{d1}}$, $\text{NR}^{\text{c1}}\text{R}^{\text{d1}}$, $\text{NR}^{\text{c1}}\text{C}(0)\text{R}^{\text{b1}}$, $\text{NR}^{\text{c1}}\text{S}(0)_2\text{R}^{\text{b1}}$, $\text{S}(0)_2\text{R}^{\text{b1}}$, or $\text{S}(0)_2\text{NR}^{\text{c1}}\text{R}^{\text{d1}}$; wherein

30 said C1-6 alkyl and C1-4 haloalkyl are each optionally substituted with 1, 2, 3, or 4 independently selected R^{11} groups;

R^2 is H, halo, CN, C1-6 alkyl, or C1-6 haloalkyl;

R^3 , R^4 , R^5 , and R^6 are each independently selected from H, halo, CN, C1-3 alkyl, or Ci-3 haloalkyl;

R^9 is H, Ci-3 alkyl, or C1-3 alkoxy;

ring A is a phenyl ring or a monocyclic 5-6 membered heteroaryl ring, each of which
5 is fused to Ring B;

ring B is a monocyclic 4-7 membered heterocycloalkyl ring or a monocyclic C3-7 cycloalkyl ring, wherein the fused A-B moiety is optionally substituted by 1, 2, 3, or 4 independently selected R^7 groups;

Z is Ci-4 alkyl, -CH₂F, -CHF₂, -CH₂-Z¹, -CH₂-CH₂-Z¹, or -CH₂-CH₂-CH₂-Z¹;

10 Z¹ is CN, OR^{a3}, NR^{c3}R^{d3}, NR^{c3}C(0)R^{b3}, NR^{c3}C(0)OR^{b3}, or NR^{c3}S(0)₂R^{b3};

each R^7 is independently selected from halo, Ci-6 alkyl, C1-4 haloalkyl, CN, Cy, -C1-4 alkylene-Cy, OR^a, C(0)R^b, C(0)NR^cR^d, C(0)OR^a, OC(0)R^b, OC(0)NR^cR^d, NR^cR^d, NROR^d, NR^cC(0)R^b, NR^cC(0)OR^b, NR^cC(0)NR^cR^d, NR^cS(0)₂R^b, NR^cS(0)₂NR^cR^d, S(0)₂R^b, and S(0)₂NR^cR^d; wherein said Ci-6 alkyl and Ci-4 haloalkyl are optionally
15 substituted with 1, 2, 3, or 4 independently selected R^8 groups;

each R^8 is independently selected from halo, CN, Ci-6 alkyl, C1-4 haloalkyl, Cy², -Ci-4 alkylene-Cy², OR^{a2}, C(0)R^{b2}, C(0)NR^{c2}R^{d2}, C(0)OR^{a2}, OC(0)R^{b2}, OC(0)NR^{c2}R^{d2}, NR^{c2}R^{d2}, NR^{c2}OR^{d2}, NR^{c2}C(0)R^{b2}, NR^{c2}C(0)OR^{b2}, NR^{c2}C(0)NR^{c2}R^{d2}, NR^{c2}S(0)₂R^{b2}, NR^{c2}S(0)₂NR^{c2}R^{d2}, S(0)₂R^{b2}, and S(0)₂NR^{c2}R^{d2}; wherein said Ci-6 alkyl and C1-4 haloalkyl
20 are each optionally substituted with 1, 2, 3, or 4 independently selected R^8 groups;

each R^{11} is independently selected from OH, CN, halo, Ci-6 alkyl, C1-4 haloalkyl, Ci-6 alkoxy, Ci-6 haloalkoxy, cyano-Ci-3 alkyl, HO-C1-3 alkyl, amino, Ci-6 alkylamino, di(Ci-6 alkyl)amino, Ci-6 alkylsulfonyl, carbamyl, Ci-6 alkylcarbamyl, di(Ci-6 alkyl)carbamyl, Ci-6 alkylcarbonyl, Ci-6 alkoxy carbonyl, Ci-6 alkylcarbonylamino, Ci-6 alkylsulfonylamino,
25 aminosulfonyl, C1-6 alkylaminosulfonyl, di(Ci-6 alkyl)aminosulfonyl, C3-7 cycloalkyl, phenyl, 5-6 membered heteroaryl, 4-6 membered heterocycloalkyl, C3-7 cycloalkyl-Ci-3 alkylene, phenyl-Ci-3 alkylene, 5-6 membered heteroaryl-Ci-3 alkylene, and 4-6 membered heterocycloalkyl-Ci-3 alkylene;

each Cy is independently 3-10 membered cycloalkyl, 6-10 membered aryl, 5-10
30 membered heteroaryl, or 4-10 membered heterocycloalkyl, each of which is optionally substituted by 1, 2, 3, or 4 independently selected R^8 groups;

each Cy¹ is independently selected from 3-7 membered cycloalkyl, phenyl, 5-6 membered heteroaryl, and 4-6 membered heterocycloalkyl, each of which is optionally substituted by 1 or 2 independently selected R¹¹ groups;

each Cy² is independently 3-7 membered cycloalkyl or 4-6 membered
5 heterocycloalkyl;

each Cy³ is independently selected from 3-7 membered cycloalkyl, phenyl, 5-6 membered heteroaryl, and 4-6 membered heterocycloalkyl, each of which is optionally substituted by 1, 2, 3, or 4 groups independently selected from halo, OH, CN, Ci-3 alkyl, Ci-3 haloalkyl, Ci-3 alkoxy, Ci-3 haloalkoxy, amino, C1-3 alkylamine, and di(Ci-3 alkyl)amino;

10 each R^a, R^c and R^d is independently selected from H, Ci-6 alkyl, C1-4 haloalkyl, and Cy; wherein said Ci-6 alkyl and C1-4 haloalkyl are each optionally substituted by 1, 2, 3, or 4 independently selected R⁸ groups;

each R^b is independently selected from Ci-6 alkyl, C1-4 haloalkyl, and Cy; wherein said Ci-6 alkyl and C1-4 haloalkyl are each optionally substituted by 1, 2, 3, or 4 independently
15 selected R⁸ groups;

R^{a1}, R^{c1} and R^{d1} are each independently selected from H, Ci-6 alkyl, and Cy¹;

R^{b1} is selected from Ci-6 alkyl and Cy¹;

each R^{a2}, R^{c2} and R^{d2} is independently selected from H, Ci-6 alkyl, and C1-4 haloalkyl; wherein said Ci-6 alkyl and C1-4 haloalkyl is optionally substituted with 1 or 2 independently
20 selected R⁸ groups;

each R^{b2} is independently selected from Ci-6 alkyl and C1-4 haloalkyl; wherein said Ci-6 alkyl and C1-4 haloalkyl is optionally substituted with 1 or 2 independently selected R⁸ groups;

R^{a3}, R^{c3} and R^{d3} are each independently selected from H, Ci-6 alkyl, and Cy³;

25 R^{b3} is selected from H, Ci-6 alkyl, and Cy³; and

each R^g is independently selected from OH, CN, halo, Ci-6 alkoxy, Ci-6 haloalkoxy, amino, Ci-6 alkylamino, and di(Ci-6 alkyl)amino.

In some embodiments:

each in the ring formed by U, X, Y, V, and W is independently a single or
30 double bond;

E is -N= or -CR⁹=;

M is -N= or -CR²=;

U is -N= or -CH=;

X is -N= or -CH=;

Y is -N= or -CH=;

W is -N= or -CH=;

5 V is -CR^{AB}=;

alternatively, Y is C=O, X is =CR⁴- and V is -NR^{AB}-;

provided that no more than one of U, X, and Y is -N=;

R¹ is H or NR^{c1}R^{d1};

R² is H or Ci-4 alkyl;

10 R⁹ is H, methyl, ethyl, methoxy, or ethoxy;

each R¹¹ is independently selected from OH, CN, halo, Ci-6 alkyl, Ci-4 haloalkyl, Ci-6 alkoxy, Ci-6 haloalkoxy, cyano-Ci-3 alkyl, HO-C1-3 alkyl, amino, Ci-6 alkylamino, di(Ci-6 alkyl)amino, Ci-6 alkylsulfonyl, carbamyl, Ci-6 alkylcarbamyl, di(Ci-6 alkyl)carbamyl, Ci-6 alkylcarbonyl, Ci-6 alkoxy carbonyl, Ci-6 alkylcarbonylamino, Ci-6 alkylsulfonylamino, aminosulfonyl, C₁₋₆ alkylaminosulfonyl, di(Ci-6 alkyl)aminosulfonyl, C₃₋₇ cycloalkyl, phenyl, 5-6 membered heteroaryl, 4-6 membered heterocycloalkyl, C₃₋₇ cycloalkyl-Ci-3 alkylene, phenyl-Ci-3 alkylene, 5-6 membered heteroaryl-Ci-3 alkylene, and 4-6 membered heterocycloalkyl-Ci-3 alkylene;

ring A is a phenyl ring or a monocyclic 6-membered heteroaryl ring, each of which is fused to Ring B;

ring B is a monocyclic 5-6 membered heterocycloalkyl ring or a monocyclic C₅₋₆ cycloalkyl ring, wherein the fused A-B moiety is optionally substituted by 1, 2, 3, or 4 independently selected R⁷ groups;

Z is -CH₂F, -CHF₂, -CH₂-Z¹, or -CH₂-CH₂-Z;

25 Z¹ is CN, OR^{a3}, NR^{c3}R^{d3}, NR^{c3}C(0)R^{b3}, NR^{c3}C(0)OR^{b3}, or NR^{c3}S(0)₂R^{b3};

each R⁷ is independently selected from halo, Ci-6 alkyl, C1-4 haloalkyl, CN, Cy, -C1-4 alkylene-Cy, OR^a, C(0)R^b, C(0)NR^cR^d, NR^cR^d, NR^cC(0)R^b, NR^cS(0)₂R^b, S(0)₂R^b, and S(0)2NR^cR^d; wherein said Ci-6 alkyl and C1-4 haloalkyl are optionally substituted with 1, 2, 3, or 4 independently selected R⁸ groups;

30 each R⁸ is independently selected from halo, CN, Ci-6 alkyl, C1-4 haloalkyl, Cy², -C1-4 alkylene-Cy², OR^{a2}, C(0)R^{b2}, C(0)NR^{c2}R^{d2}, NR^{c2}R^{d2}, NR^{c2}C(0)R^{b2}, NR^{c2}S(0)₂R^{b2},

$S(0)_2R^{b2}$, and $S(0)_2NR^{c2}R^{d2}$; wherein said Ci-e alkyl and C_M haloalkyl are each optionally substituted with 1, 2, 3, or 4 independently selected R^g groups;

each Cy is independently 3-10 membered cycloalkyl, 6-10 membered aryl, 5-10 membered heteroaryl, or 4-10 membered heterocycloalkyl, each of which is optionally substituted by 1, 2, 3, or 4 independently selected R^g groups;

each Cy^1 is independently selected from 3-7 membered cycloalkyl, phenyl, 5-6 membered heteroaryl, and 4-6 membered heterocycloalkyl, each of which is optionally substituted by 1 or 2 independently selected R^{11} groups;

each Cy^2 is independently 3-7 membered cycloalkyl or 4-6 membered heterocycloalkyl;

each Cy^3 is independently 3-7 membered cycloalkyl, phenyl, 5-6 membered heteroaryl, or 4-6 membered heterocycloalkyl, each of which is optionally substituted by 1, 2, 3, or 4 groups independently selected from halo, OH, CN, Ci-3 alkyl, Ci-3 haloalkyl, Ci-3 alkoxy, Ci-3haloalkoxy, amino, C1-3 alkylamine, and di(Ci-3 alkyl)amino;

each R^A , R^C and R^D is independently selected from H, Ci-6 alkyl, C1-4 haloalkyl, and Cy; wherein said Ci-6 alkyl and C1-4 haloalkyl are each optionally substituted by 1, 2, 3, or 4 independently selected R^g groups;

each R^b is independently selected from Ci-6 alkyl, C1-4 haloalkyl, and Cy; wherein said Ci-6 alkyl and C1-4 haloalkyl are each optionally substituted by 1, 2, 3, or 4 independently selected R^g groups;

R^{cL} and R^{dL} are each independently selected from H, Ci-6 alkyl, and Cy^1 ;

each R^{A2} , R^{C2} and R^{D2} is independently selected from H, Ci-6 alkyl, and C1-4 haloalkyl; wherein said Ci-6 alkyl and C1-4 haloalkyl is optionally substituted with 1 or 2 independently selected R^g groups;

each R^{b2} is independently selected from Ci-6 alkyl and C1-4 haloalkyl; wherein said Ci-6 alkyl and C1-4 haloalkyl is optionally substituted with 1 or 2 independently selected R^g groups;

R^{A3} , R^{C3} and R^{D3} are each independently selected from H, Ci-6 alkyl, and Cy^3 ;

R^{b3} is selected from H, Ci-6 alkyl, and Cy^3 ; and

each R^g is independently selected from OH, CN, halo, Ci-6 alkoxy, Ci-6haloalkoxy, amino, Ci-6 alkylamino, and di(Ci-6 alkyl)amino.

In some embodiments:

each ===== in the ring formed by U, X, Y, V, and W is independently a single or double bond;

E is -N= or -CR⁹=;

M is -N= or -CR²=;

5 U is -N= or -CH=;

X is -N= or -CH=;

Y is -N= or -CH=;

W is -N= or -CH=;

V is -CR^{AB}=;

10 alternatively, Y is C=O, X is =CR⁴- and V is -NR^{AB}-;

provided that no more than one of U, X, and Y is -N=;

R¹ is H or NR^{c1}R^{d1};

R² is H or methyl;

R⁹ is H, methyl, ethyl, methoxy, or ethoxy;

15 ring A is a phenyl ring or a pyridine ring, each of which is fused to Ring B;

ring B is a monocyclic 5-6 membered heterocycloalkyl ring or a monocyclic C₅₋₆ cycloalkyl ring, wherein the fused A-B moiety is optionally substituted by 1, 2, 3, or 4 independently selected R⁷ groups;

Z is -CH₂F, -CHF₂, -CH₂-Z¹, or -CH₂-CH₂-Z;

20 Z¹ is CN, OR^{a3}, NR^{c3}R^{d3}, NR^{c3}C(0)R^{b3}, NR^{c3}C(0)OR^{b3}, or NR^{c3}S(0)₂R^{b3};

each R⁷ is independently selected from Ci-6 alkyl, CN, OH, NR^cR^d, Cy, and -Ci-4 alkylene-Cy; wherein said Ci-6 alkyl is optionally substituted with 1, 2, 3, or 4 independently selected R⁸ groups;

25 each R⁸ is independently selected from halo, CN, Ci-e alkyl, Cy², OR^{ae}, C(0)NR^{c2}R^{d2}, and NR^{c2}R^{d2}; wherein said Ci-6 alkyl is optionally substituted with 1, 2, 3, or 4 independently selected R⁸ groups;

each R¹¹ is independently selected from Ci-6 alkyl and 4-6 membered heterocycloalkyl-Ci-3 alkylene;

30 each Cy is independently 3-10 membered cycloalkyl, 6-10 membered aryl, 5-10 membered heteroaryl, or 4-10 membered heterocycloalkyl, each of which is optionally substituted by 1, 2, 3, or 4 independently selected R⁸ groups;

each Cy¹ is independently selected from 3-7 membered cycloalkyl, phenyl, 5-6 membered heteroaryl, and 4-6 membered heterocycloalkyl, each of which is optionally substituted by 1 or 2 independently selected R¹¹ groups;

each Cy² is independently 3-7 membered cycloalkyl or 4-6 membered
5 heterocycloalkyl;

each Cy³ is independently selected from 3-7 membered cycloalkyl, phenyl, 5-6 membered heteroaryl, or 4-6 membered heterocycloalkyl, each of which is optionally substituted by 1, 2, 3, or 4 groups independently selected from halo, OH, CN, Ci-3 alkyl, Ci-3 haloalkyl, Ci-3 alkoxy, Ci-3haloalkoxy, amino, C1-3 alkylamine, and di(Ci-3 alkyl)amino;

10 each R^c and R^d is independently selected from H, Ci-6 alkyl, C₁₋₄ haloalkyl, and Cy; wherein said Ci-6 alkyl and C₁₋₄ haloalkyl are each optionally substituted by 1, 2, 3, or 4 independently selected R⁸ groups;

R^{c1} and R^{d1} are each independently selected from H, Ci-6 alkyl, and Cy¹;

each R^{a2}, R^{c2} and R^{d2} is independently selected from H, Ci-6 alkyl, and C₁₋₄ haloalkyl;
15 wherein said Ci-6 alkyl and C₁₋₄ haloalkyl is optionally substituted with 1 or 2 independently selected R^g groups;

R^{a3}, R^{c3} and R^{d3} are each independently selected from H, Ci-6 alkyl, and Cy³;

R^{b3} is selected from H, Ci-6 alkyl, and Cy³; and

each R^g is independently selected from OH, CN, halo, Ci-6 alkoxy, Ci-6haloalkoxy,
20 amino, Ci-6 alkylamino, and di(Ci-6 alkyl)amino.

In some embodiments:

each ===== in the ring formed by U, X, Y, V, and W is independently a single or double bond;

E is -N= or -CR⁹=;

25 M is -N= or -CR²=;

U is -N= or -CH=;

X is -N= or -CH=;

Y is -N= or -CH=;

W is -N= or -CH=;

30 V is -CR^{AB}=;

alternatively, Y is C=O, X is =CR⁴- and V is -NR^{AB}-;

provided that no more than one of U, X, and Y is -N=;

R^1 is H or $NR^{c1}R^{dl}$;

R^2 is H or methyl;

ring A is a phenyl ring or a pyridine ring, each of which is fused to Ring B;

ring B is a monocyclic 5-6 membered heterocycloalkyl ring or a monocyclic

5 cycloalkyl ring, wherein the fused A-B moiety is optionally substituted by 1, 2, 3, or 4 independently selected R^7 groups;

Z is $-CH_2F$, $-CHF_2$, $-CH_2-Z^1$, or $-CH_2-CH_2-Z$;

Z^1 is CN, OR^{a3} , $NR^{c3}R^{d3}$, $NR^{c3}C(0)R^{b3}$, $NR^{c3}C(0)OR^{b3}$, or $NR^{c3}S(0)_2R^{b3}$;

each R^7 is independently selected from Ci-6 alkyl, CN, OH, $NR^{c6}R^d$, Cy, and -Ci-4

10 alkylene-Cy; wherein said Ci-6 alkyl is optionally substituted with 1, 2, 3, or 4 independently selected R^8 groups;

each R^8 is independently selected from halo, CN, Ci-6 alkyl, Cy^2 , OR^{a2} , $C(0)NR^{c2}R^{d2}$, and $NR^{c2}R^{d2}$; wherein said Ci-6 alkyl is optionally substituted with 1, 2, 3, or 4 independently selected R^8 groups;

15 R^9 is H, methyl or methoxy;

each R^{11} is independently selected from Ci-6 alkyl and 4-6 membered heterocycloalkyl-Ci-3 alkylene;

each Cy is independently 3-10 membered cycloalkyl, 6-10 membered aryl, 5-10 membered heteroaryl, or 4-10 membered heterocycloalkyl, each of which is optionally

20 substituted by 1, 2, 3, or 4 independently selected R^8 groups;

each Cy^1 is independently selected from 3-7 membered cycloalkyl, phenyl, 5-6 membered heteroaryl, and 4-6 membered heterocycloalkyl, each of which is optionally substituted by 1 or 2 independently selected R^{11} groups;

each Cy^2 is independently 3-7 membered cycloalkyl or 4-6 membered

25 heterocycloalkyl;

each Cy^3 is independently 3-7 membered cycloalkyl, phenyl, 5-6 membered heteroaryl, or 4-6 membered heterocycloalkyl, each of which is optionally substituted by 1, 2, 3, or 4 groups independently selected from halo, OH, CN, C1-3 alkyl, C1-3 haloalkyl, C1-3 alkoxy, Ci-3haloalkoxy, amino, C1-3 alkylamine, and di(Ci-3 alkyl)amino;

30 R^{c1} and R^{dl} are each independently selected from H, Ci-6 alkyl, and Cy^1 ;

each R^{a2}, R^{c2} and R^{d2} is independently selected from H, Ci-6 alkyl, and Ci-4haloalkyl; wherein said Ci-6 alkyl and Ci-4haloalkyl is optionally substituted with 1 or 2 independently selected R^g groups;

R^{a3} , R^{c3} and R^{d3} are each independently selected from H, Ci-6 alkyl, and Cy^3 ;

5 R^{b3} is selected from H, Ci-6 alkyl, and Cy³; and

each R^g is independently selected from OH, CN, halo, Ci-6 alkoxy, Ci-6haloalkoxy, amino, Ci-6 alkylamino, and di(Ci-6 alkyl)amino.

In some embodiments:

each ----- in the ring formed by U, X, Y, V, and W is independently a single or
10 double bond:

E is -N= or -CR⁹=;

M is -N= or -CR²=;

U is -N= or-CH=;

X is -N= or -CH=;

Y is -N= or -CH=;

W is -N= or -CH=;

$$V \text{ is -CR}^{AB} =;$$

alternatively, Y is C=O, X is =CR⁴- and V is -NR^{AB}-;

provided that no more than one of U, X, and Y is -N=;

20 R¹ is H, methylamino, ethylamino, isopropylamino, n-butylamino, cyclobutylamino, cyclopentylamino, cyclohexylamino, 1-ethyl-1H-imidazol-4-yl-amino, 1-methyl-1H-pyrazol-4-yl-amino, and 4-phenylamino;

R² is H or methyl;

ring A is a phenyl ring or a pyridine ring, each of which is fused to Ring B;

the fused A-B moiety is an 2,3-dihydro-1H-indene ring, a 6,7-dihydro-5H-cyclopenta[b]pyridine ring, a 6,7-dihydro-5H-cyclopenta[c]pyridine ring, or a 1,2,3,4-tetrahydronaphthalene ring, each of which is optionally substituted by 1, 2, 3, or 4 independently selected R⁷ group;

R⁹ is H or methoxy;

30 Z is -CH₂F, -CHF₂, -CH₂-Z¹, or -CH₂-CH₂-Z;

Z¹ is CN, OR^{a3}, NR^{c3}R^{d3}, NR^{c3}C(0)R^{b3}, NR^{c3}C(0)OR^{b3}, or NR^{c3}S(0)₂R^{b3};

each R⁷ is independently Ci-e alkyl, CN, OH, NR^cR^d, -CH₂-R⁸, Cy, or -CH₂-Cy;

each R^8 is independently selected from halo, CN, Ci-e alkyl, Cy^2 , OR^{a2} , $C(O)NR^{c2}R^{d2}$, and $NR^{c2}R^{d2}$; wherein said Ci-6 alkyl is optionally substituted with 1, 2, 3, or 4 independently selected R^g groups.

each Cy is independently selected from azetidiny, pyrrolidinyl, piperidinyl, morpholinyl, phenyl, imidazolyl, pyridinyl, imidazo[1,2-a]pyridinyl, and imidazo[4,5-b]pyridinyl; each of which is optionally substituted by 1, 2, 3, or 4 independently selected R^8 groups;

each Cy^2 is independently 3-7 membered cycloalkyl or 4-6 membered heterocycloalkyl;

each Cy^3 is independently selected from cyclopropyl, cyclobutyl, cyclopentyl, morpholinyl, phenyl, pyrazolyl, furanyl, thienyl, isooxazolyl, and oxazolyl, each of which is optionally substituted by 1 or 2 groups independently selected from halo, OH, CN, Ci-3 alkyl, Ci-3 haloalkyl, C1-3 alkoxy, C1-3 haloalkoxy, amino, C1-3 alkylamine, and di(Ci-3 alkyl)amino;

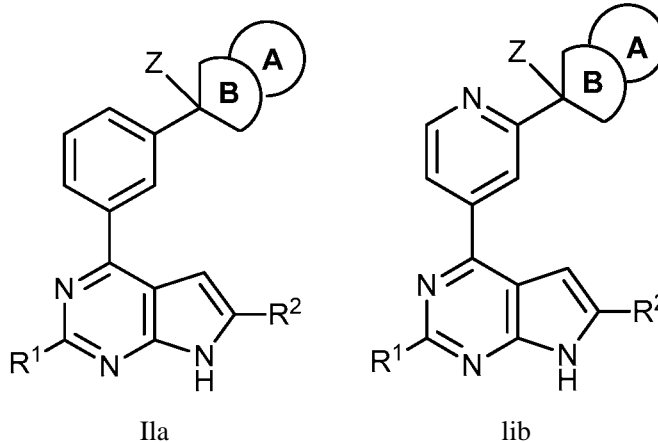
each R^{a2} , R^{c2} and R^{d2} is independently selected from H, Ci-6 alkyl, and C1-4 haloalkyl; wherein said Ci-6 alkyl and C1-4 haloalkyl is optionally substituted with 1 or 2 independently selected R^g groups;

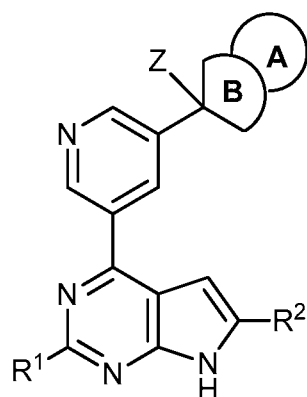
R^{a3} , R^{c3} and R^{d3} are each independently selected from H, methyl, ethyl, isopropyl, and Cy^3 ;

R^{b3} is selected from H, methyl, ethyl, isopropyl, and Cy^3 ; and

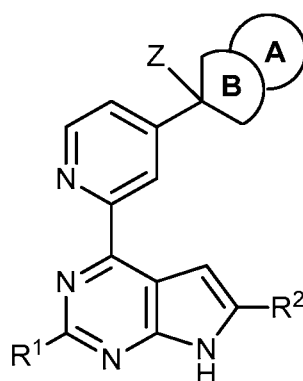
each R^g is independently selected from OH, CN, halo, Ci-6 alkoxy, C1-6 haloalkoxy, amino, Ci-6 alkylamino, and di(Ci-6 alkyl)amino.

In some embodiments, the compound is a compound of Formula IIa, lib, lie, lid, or He:

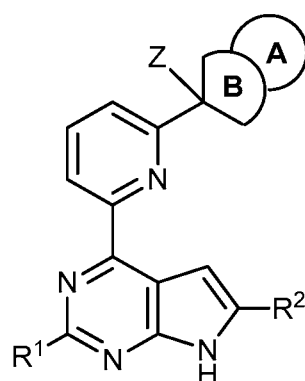




IIc



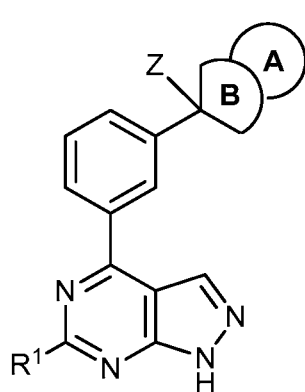
IIId



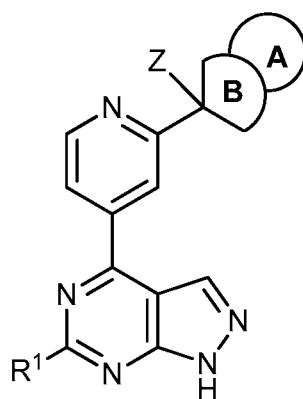
IIe

5 or a pharmaceutically acceptable salt thereof.

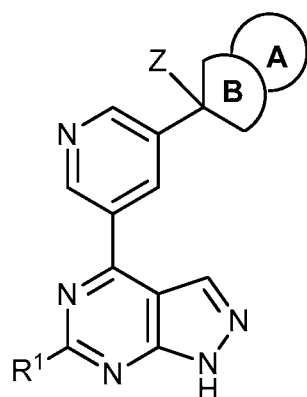
In some embodiments, the compound is a compound of Formula II f, II g, II h, II i or II j:



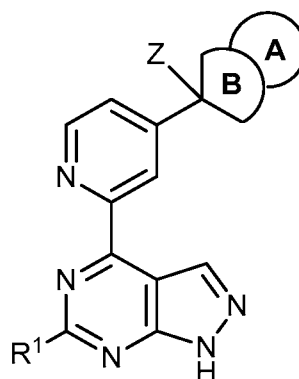
II f



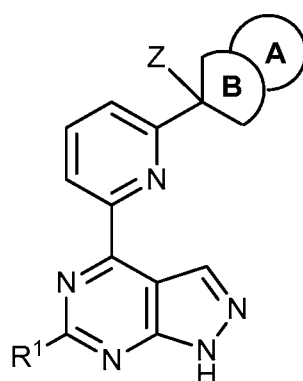
II g



IIh



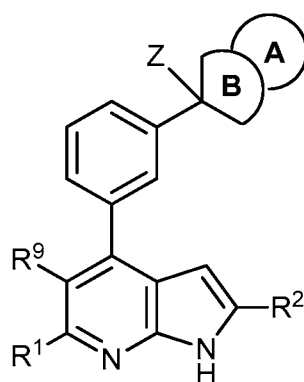
IIi



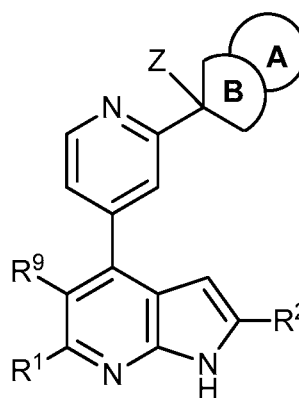
IIj

5 or a pharmaceutically acceptable salt thereof.

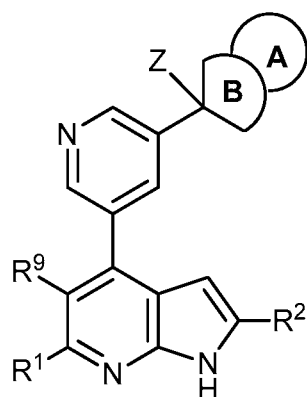
In some embodiments, the compound is a compound of Formula IIIa, IIIb, IIIc, IIId, or IIIe:



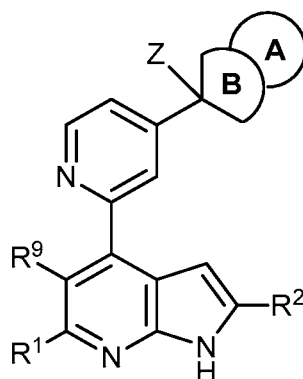
IIIa



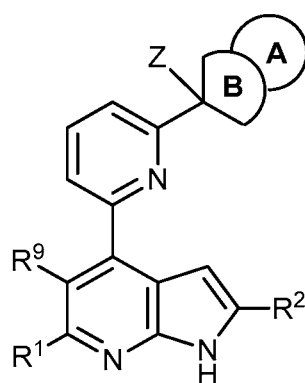
IIIb



IIIc



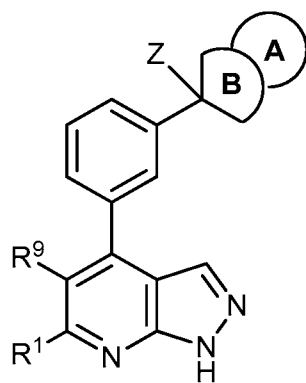
III d



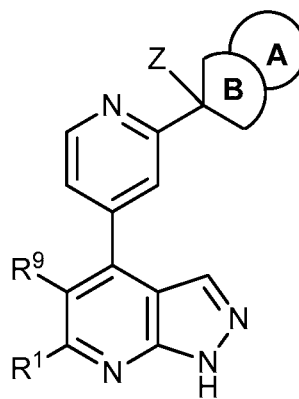
IIIe

5 or a pharmaceutically acceptable salt thereof.

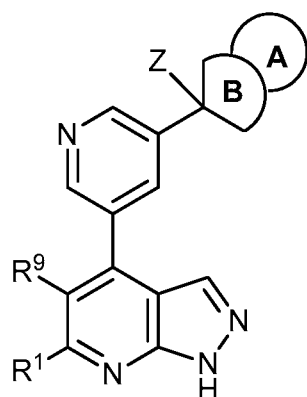
In some embodiments, the compound is a compound of Formula III f, III g, III h, III i, or III j:



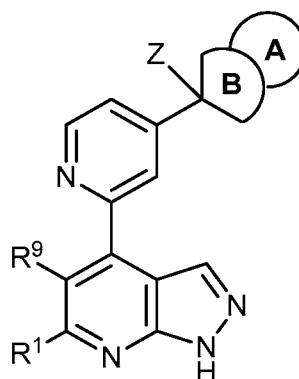
III f



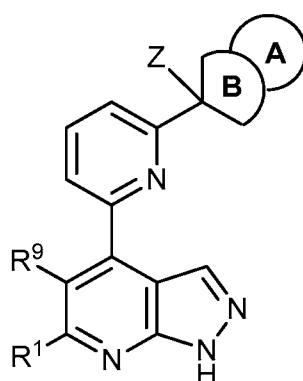
III g



IIIh



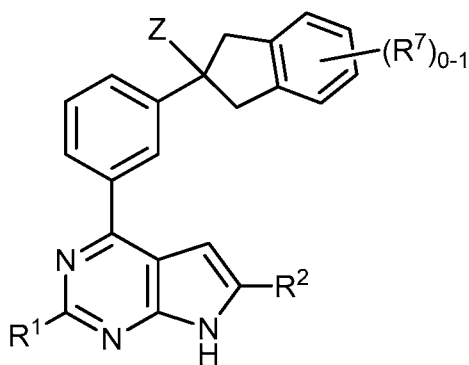
IIIi



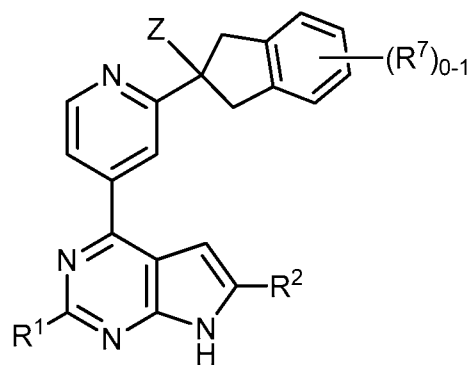
IIIj

5 or a pharmaceutically acceptable salt thereof.

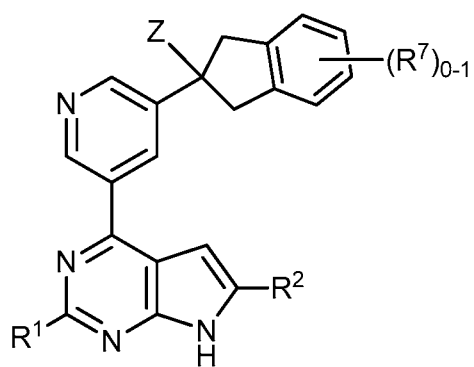
In some embodiments, the compound is a compound of Formula IVa, IVb, IVc, IVd, or IVe:



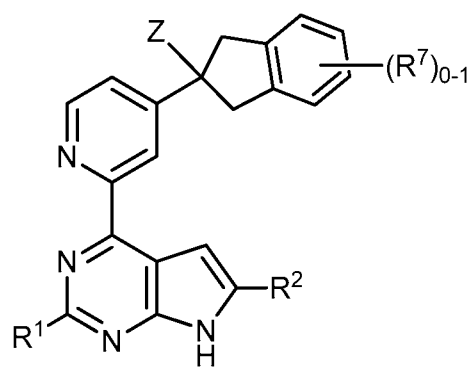
IVa



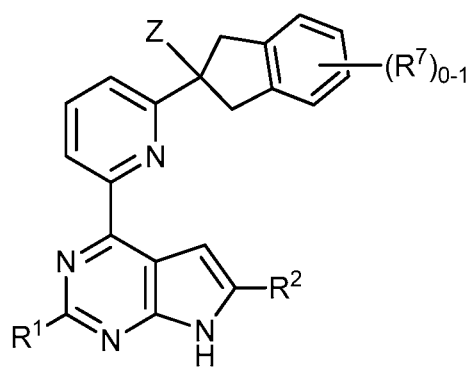
IVb



IVc



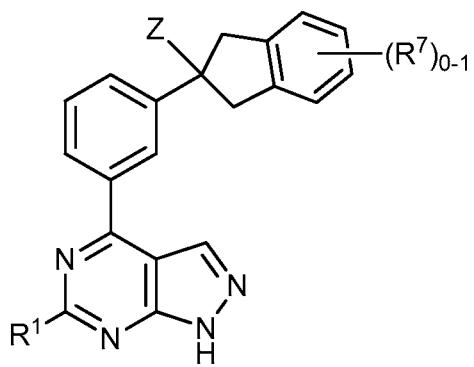
IVd



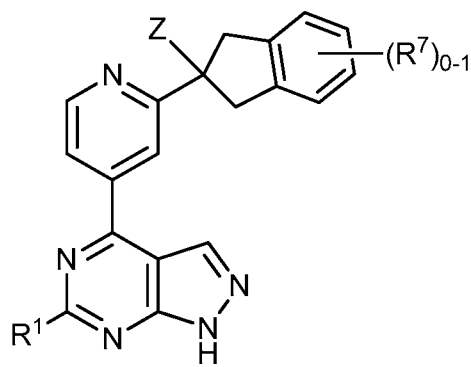
IVe

5 or a pharmaceutically acceptable salt thereof.

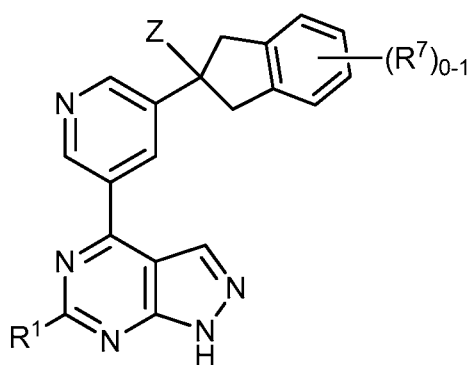
In some embodiments, the compound is a compound of Formula IVf, IVg, IVh, IVi or IVj:



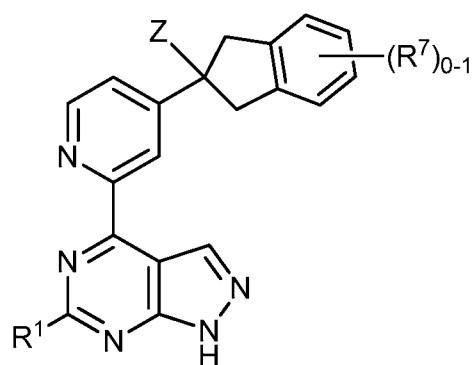
IVf



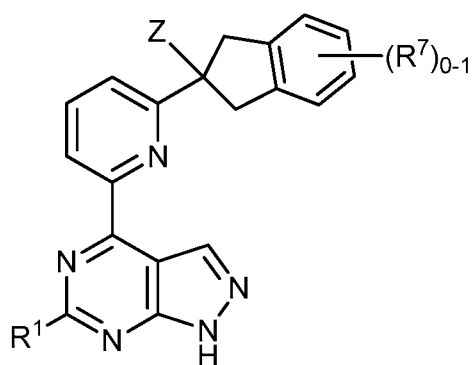
IVg



IVh



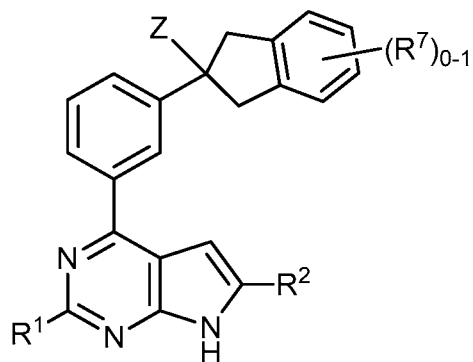
IVi



IVj

5 or a pharmaceutically acceptable salt thereof.

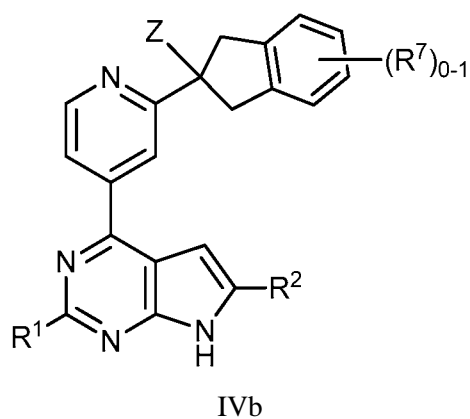
In some embodiments, the compound is a compound of Formula IVa:



IVa

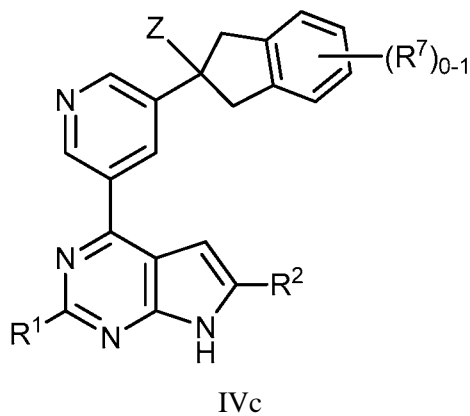
or a pharmaceutically acceptable salt thereof.

10 In some embodiments, the compound is a compound of Formula IVb:



or a pharmaceutically acceptable salt thereof.

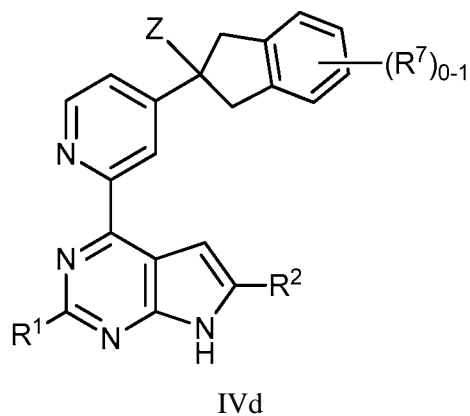
In some embodiments, the compound is a compound of Formula IVc:



5

or a pharmaceutically acceptable salt thereof.

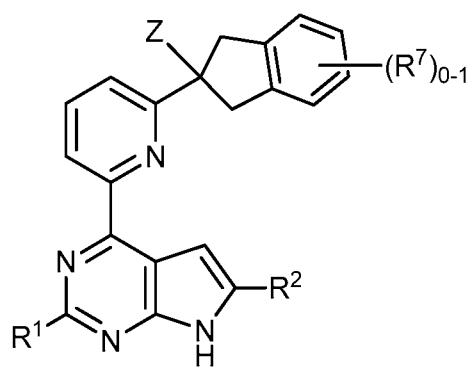
In some embodiments, the compound is a compound of Formula IVd:



10

or a pharmaceutically acceptable salt thereof.

In some embodiments, the compound is a compound of Formula IVe:

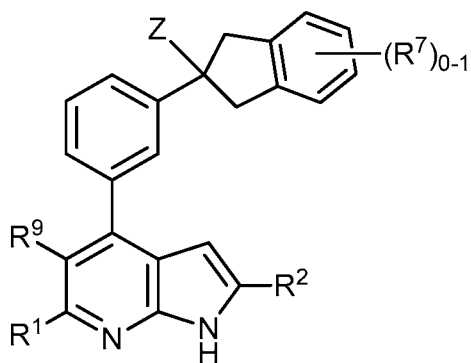


IVe

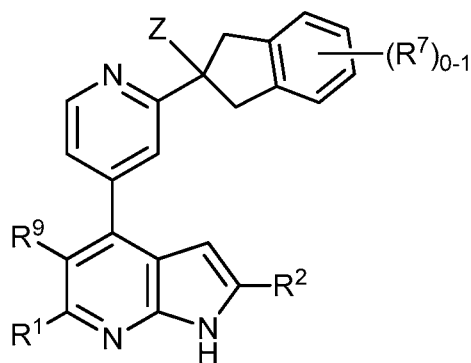
or a pharmaceutically acceptable salt thereof.

In some embodiments, the compound is a compound of Formula Va, Vb, Vc, Vd, or

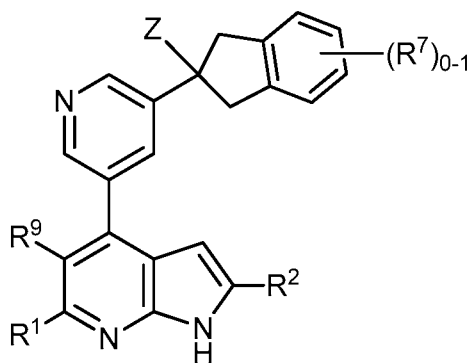
5 Ve:



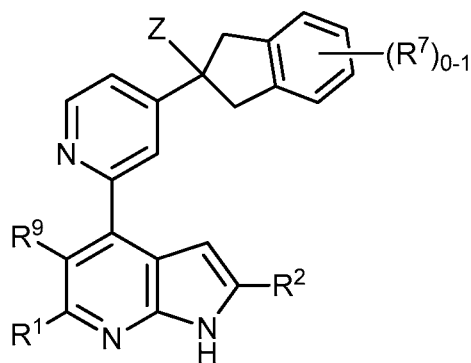
Va



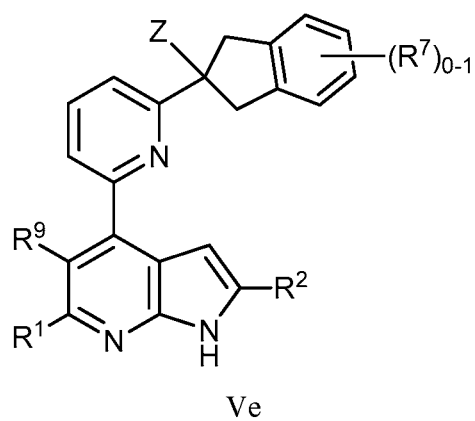
Vb



Vc



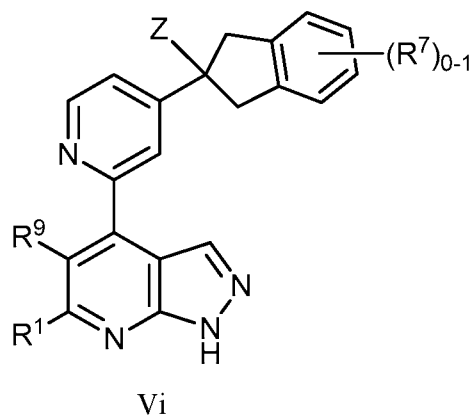
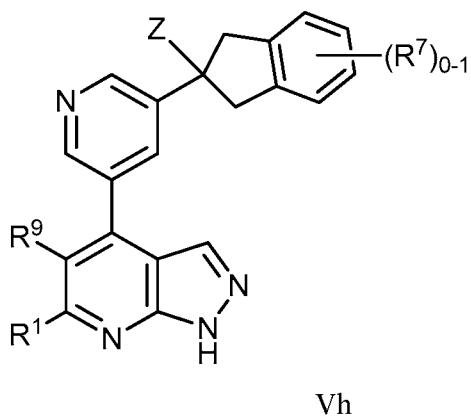
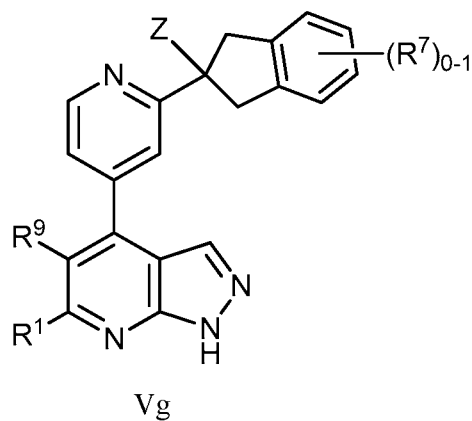
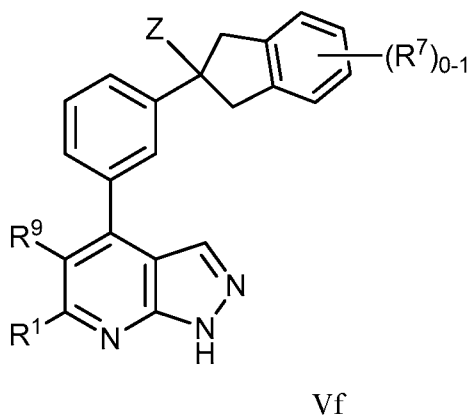
Vd

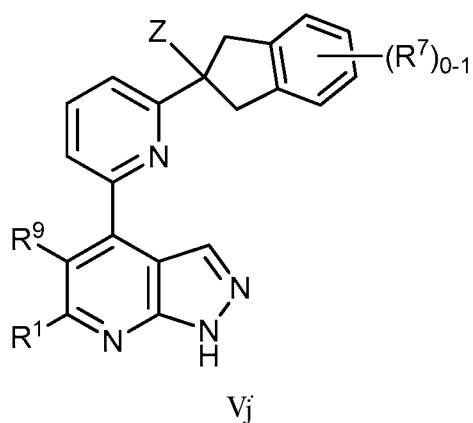


or a pharmaceutically acceptable salt thereof.

In some embodiments, the compound is a compound of Formula Vf, Vg, Vh, Vi, or

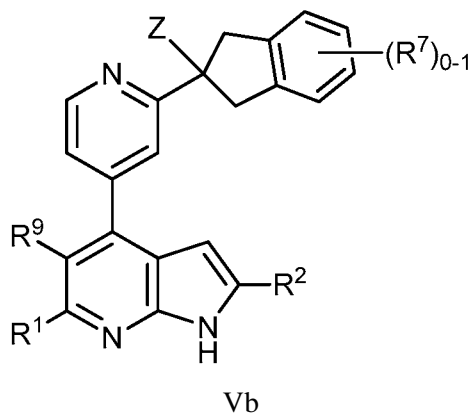
5 Vj:





or a pharmaceutically acceptable salt thereof.

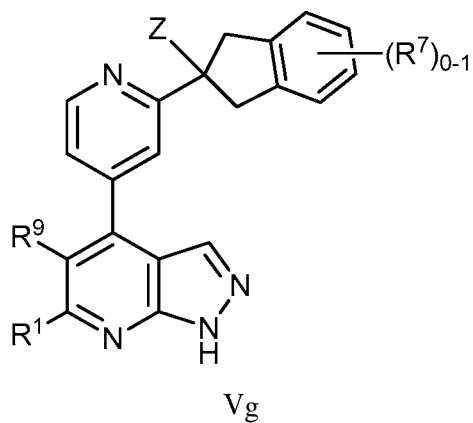
In some embodiments, the compound is a compound of Formula Vb:



5

or a pharmaceutically acceptable salt thereof.

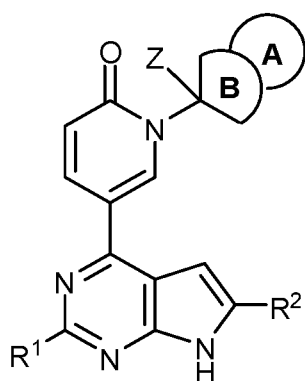
In some embodiments, the compound is a compound of Formula Vg:



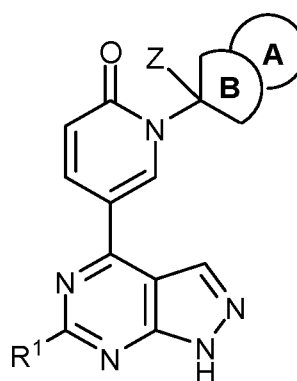
10

or a pharmaceutically acceptable salt thereof.

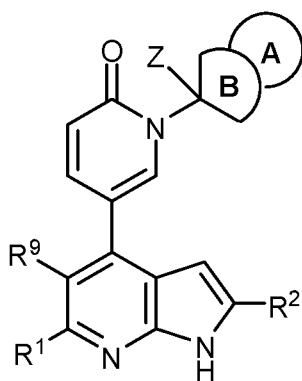
In some embodiments, the compound is a compound of Formula Via, Vlb, Vic, or Vld:



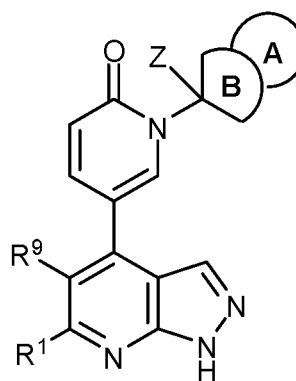
VIa



VIb



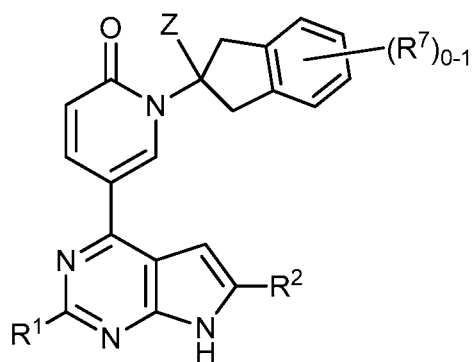
VIc



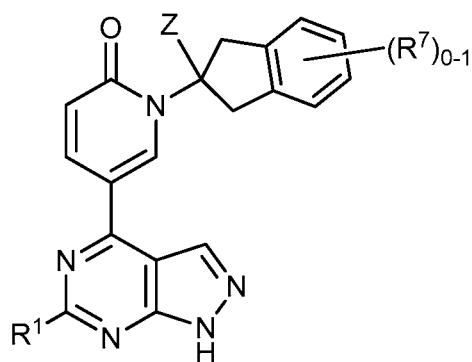
VId

5 or a pharmaceutically acceptable salt thereof.

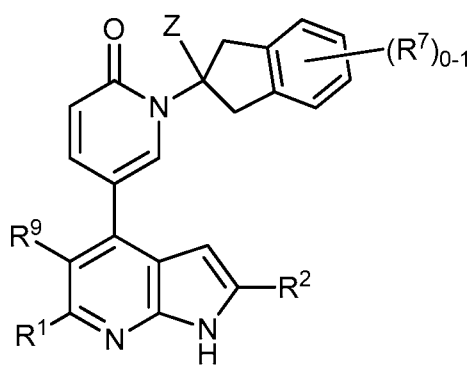
In some embodiments, the compound is a compound of Formula VIe, VIf, VIg, or VIfh:



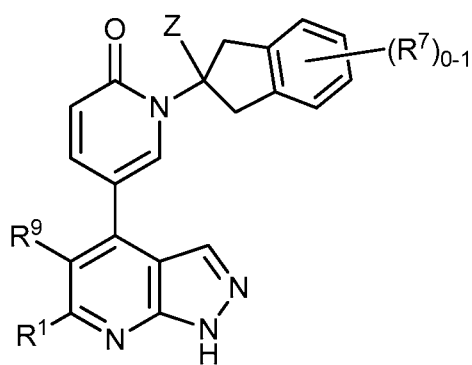
VIe



VIf



VIg

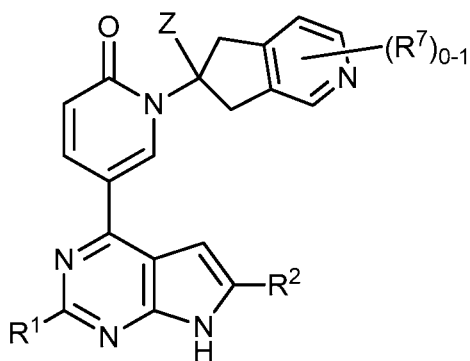


VIh

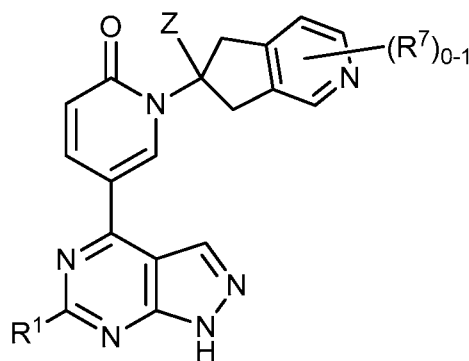
or a pharmaceutically acceptable salt thereof.

In some embodiments, the compound is a compound of Formula VIi, VIj, VIk, or

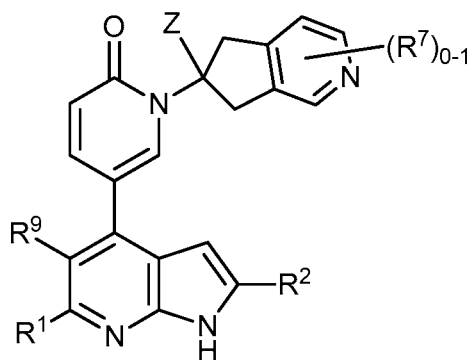
5 Vim:



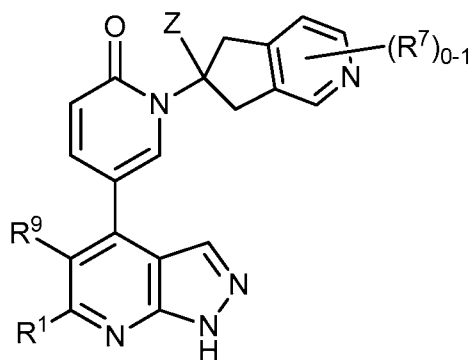
VIi



VIj



VIk

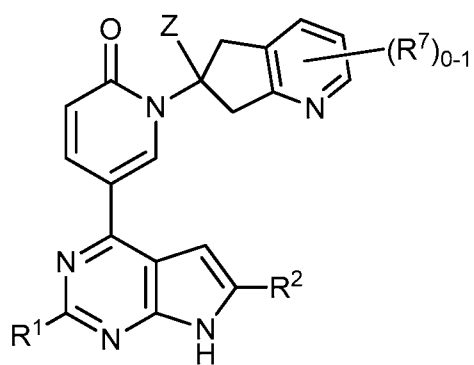


Vim

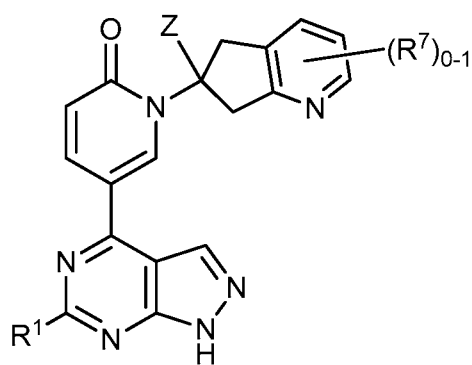
or a pharmaceutically acceptable salt thereof.

In some embodiments, the compound is a compound of Formula VIi, VIo, VIp, or

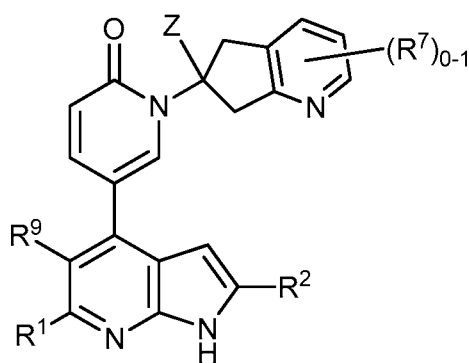
VIq:



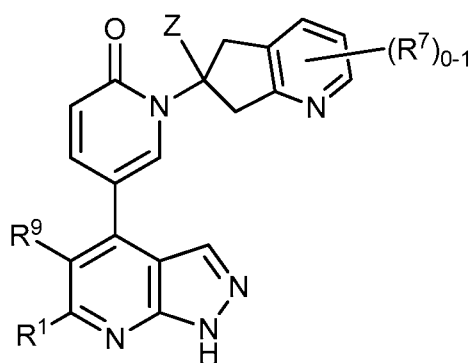
VIn



VIo



VIp



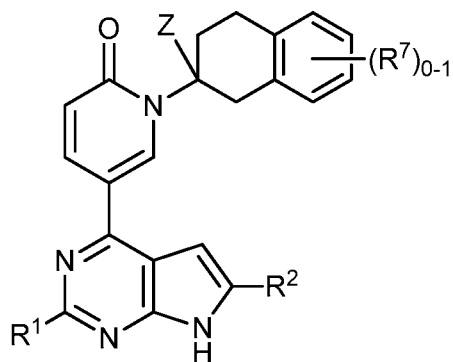
VIq

5

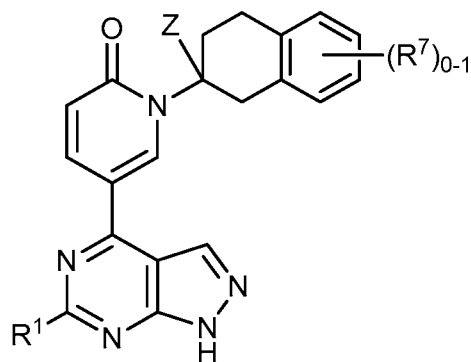
or a pharmaceutically acceptable salt thereof.

In some embodiments, the compound is a compound of Formula VIr, VI, VIt, or

VIu:

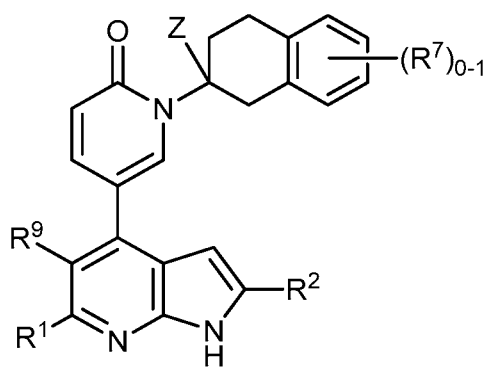


VIr

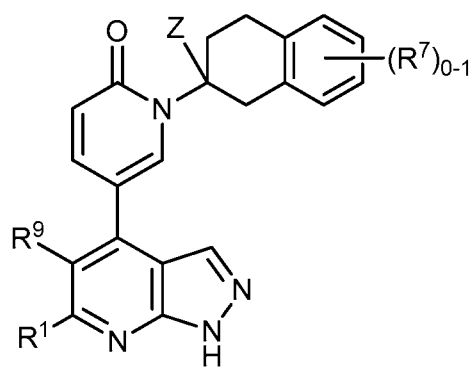


VI

10



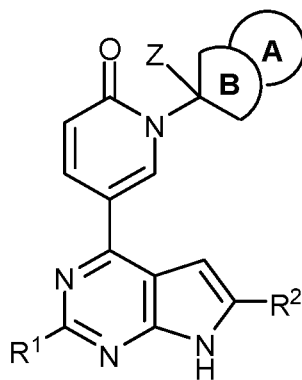
Vlt



Vlu

or a pharmaceutically acceptable salt thereof.

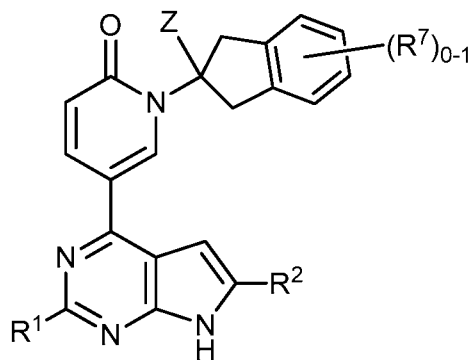
In some embodiments, the compound is a compound of Formula Via:



Via

or a pharmaceutically acceptable salt thereof.

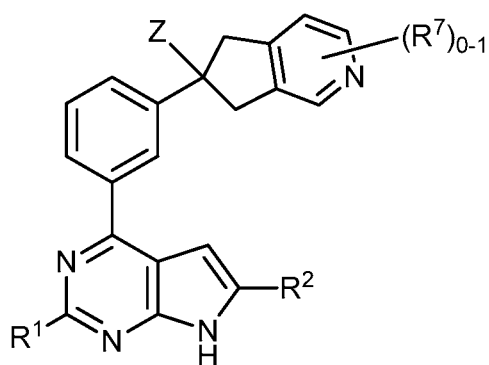
In some embodiments, the compound is a compound of Formula Vie:



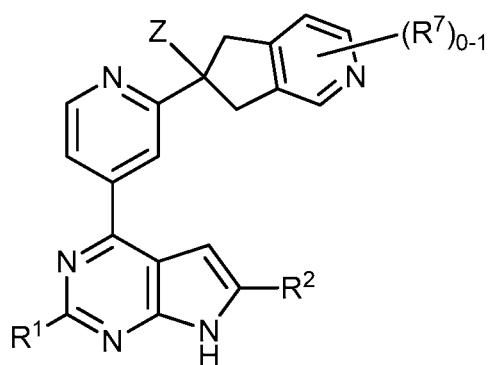
Vie

or a pharmaceutically acceptable salt thereof.

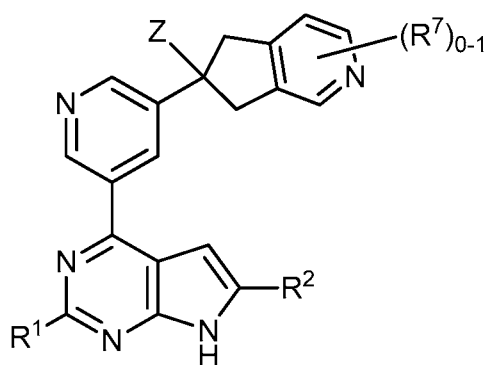
In some embodiments, the compound is a compound of Formula Vila, VIIb, VIIc, VIId, or Vile:



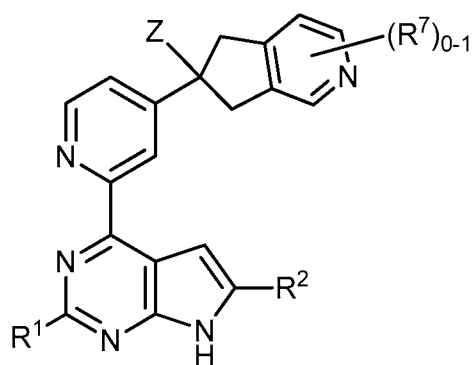
VIIa



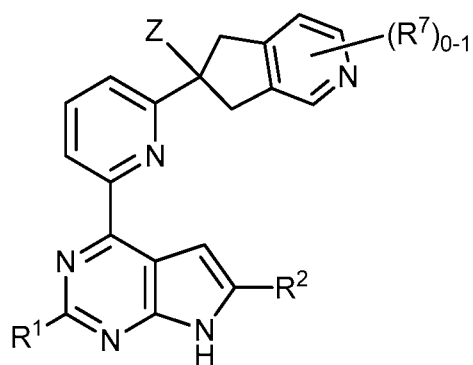
VIIb



VIIc



VIId

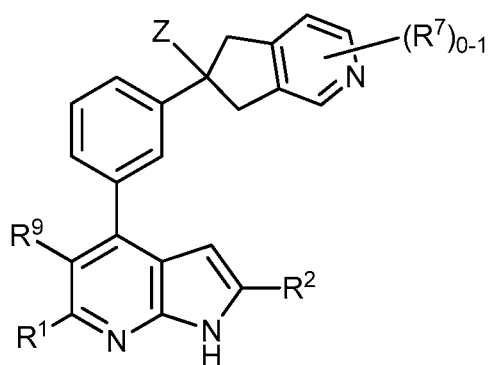


VIIe

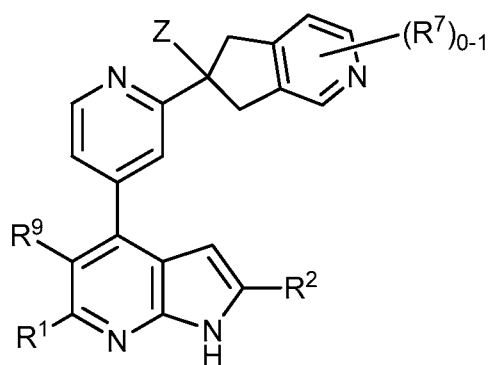
5

or a pharmaceutically acceptable salt thereof.

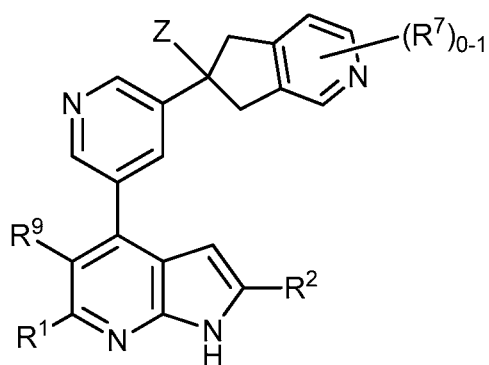
In some embodiments, the compound is a compound of Formula VIIf, VIIg, VIIh, VIIi, or VIIj:



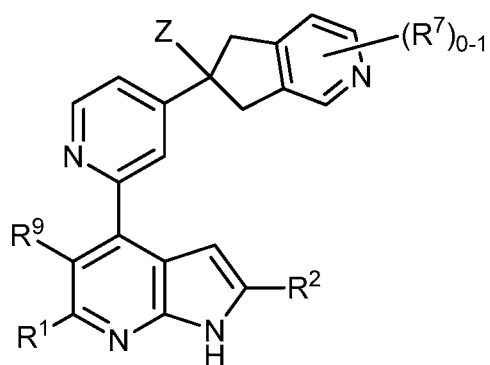
VIII f



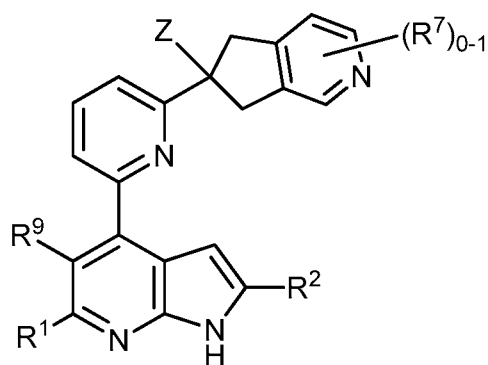
VII g



VIII h



VII i

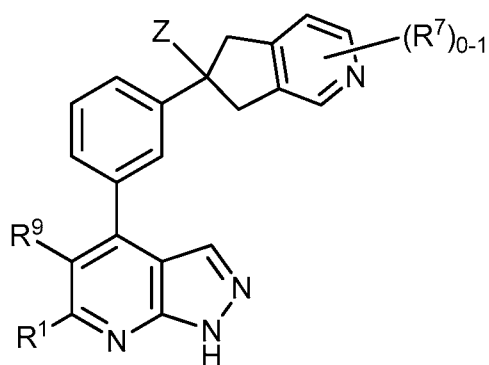


VII j

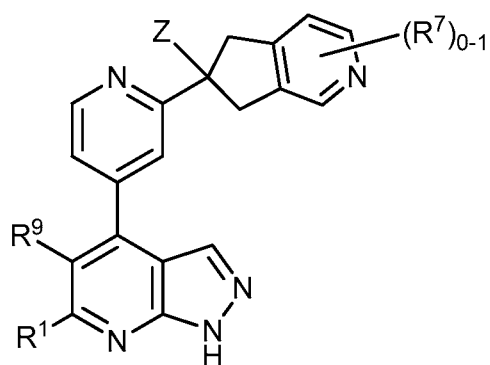
5

or a pharmaceutically acceptable salt thereof.

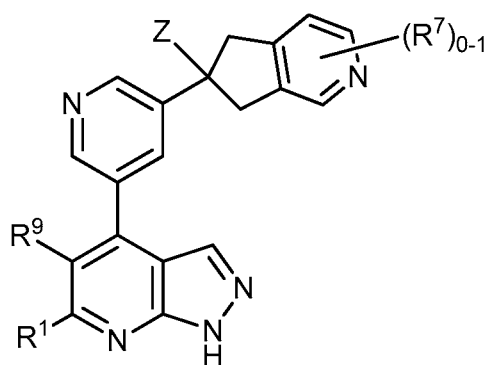
In some embodiments, the compound is a compound of Formula VIIk, VIIm, VIIn, VIIo, or VIIp:



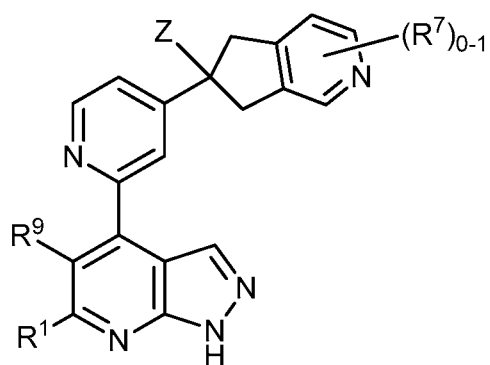
VIIk



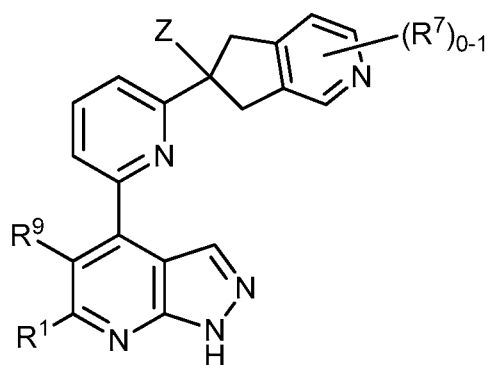
VIIm



VIIIn



VIIo

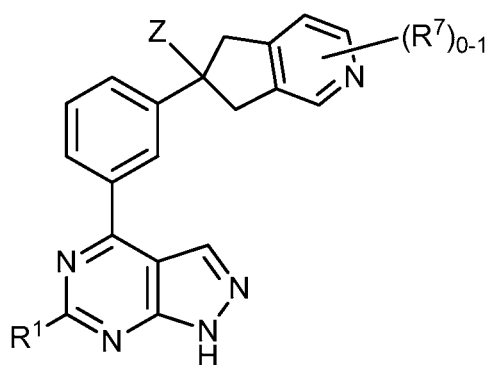


VIIp

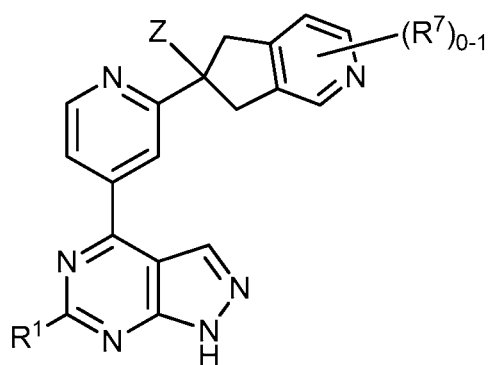
5

or a pharmaceutically acceptable salt thereof.

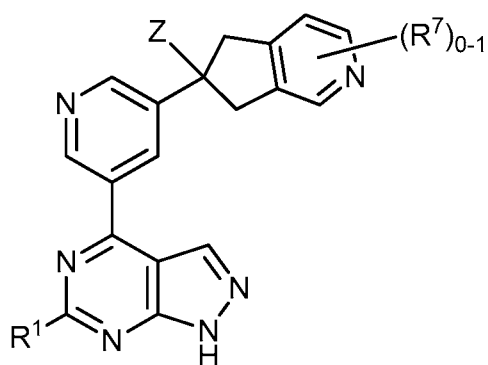
In some embodiments, the compound is a compound of Formula VIIq, VIIr, VIIs, VIIt, or VIIu:



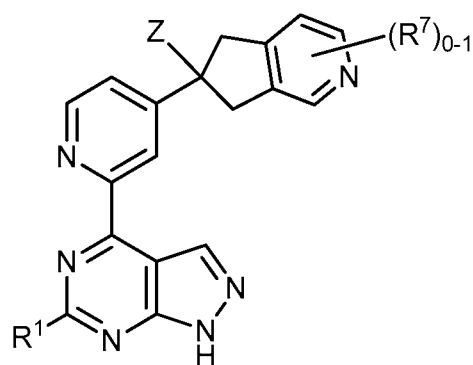
VIIq



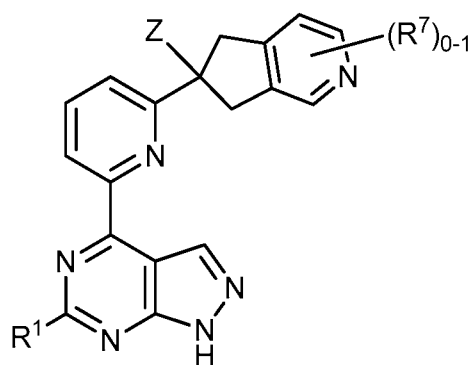
VIIr



VIIs



VIIt

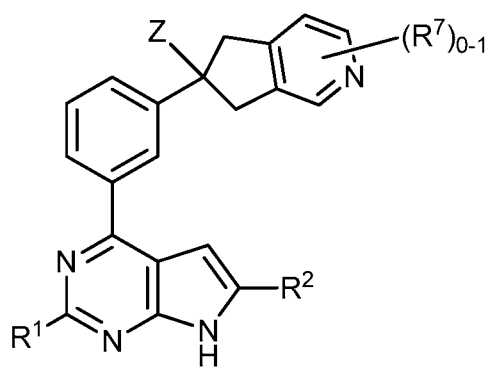


VIIu

5

or a pharmaceutically acceptable salt thereof.

In some embodiments, the compound is a compound of Formula VIIa:

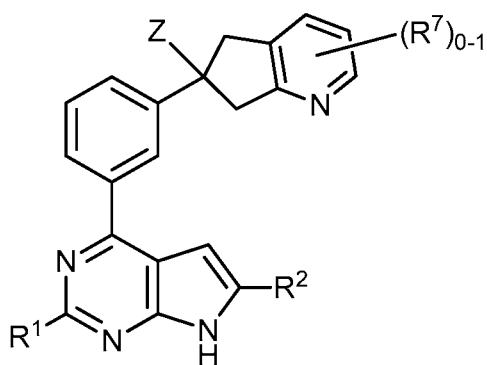


Vila

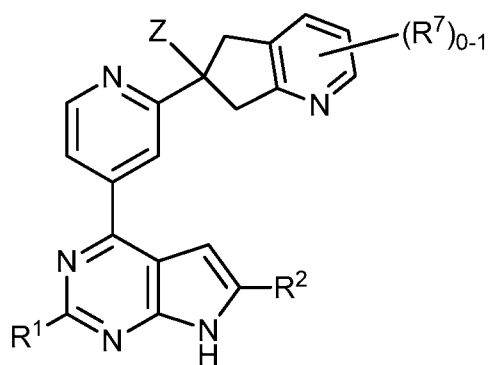
or a pharmaceutically acceptable salt thereof.

In some embodiments, the compound is a compound of Formula Villa, VIIIb, VIIIc,

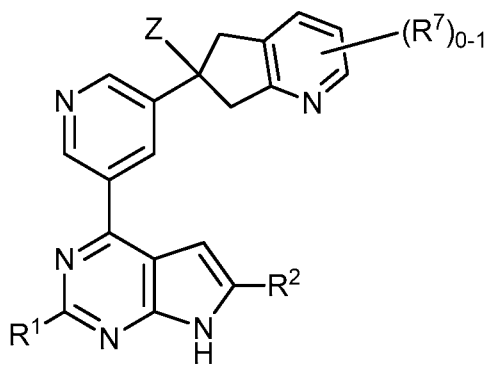
5 VHId, or VIIIE:



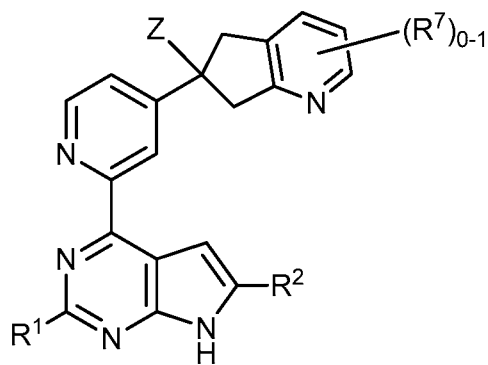
Villa



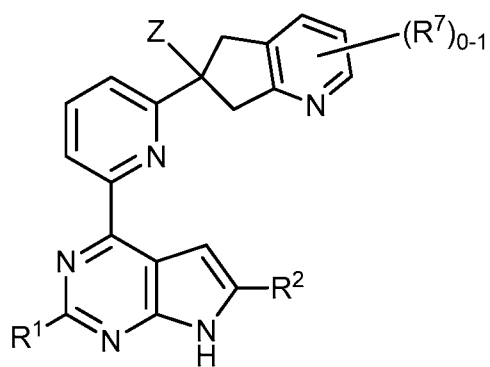
VIIIb



VIIIc



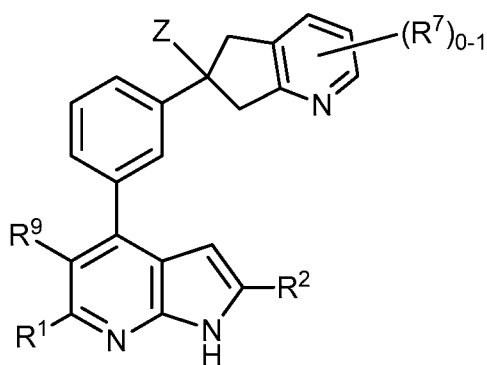
VHId



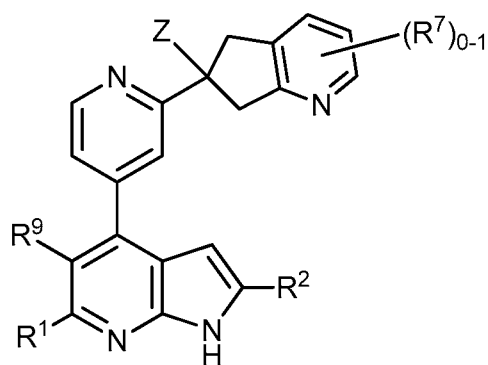
VHIe

or a pharmaceutically acceptable salt thereof.

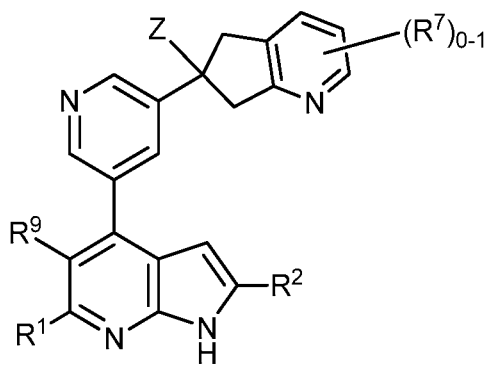
In some embodiments, the compound is a compound of Formula VIII f, VIII g, VIII h,
 5 Villi, or VIII j:



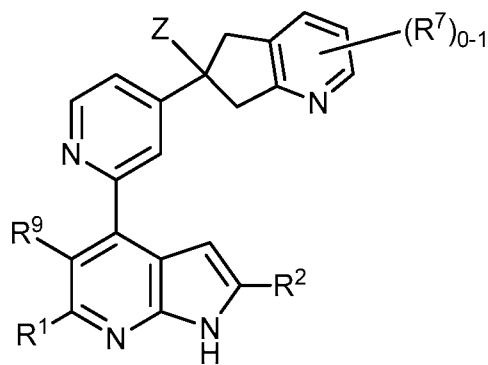
VIII f



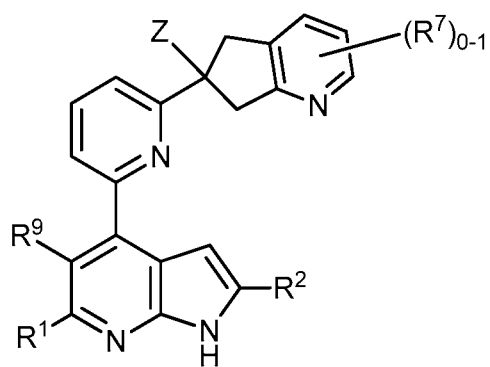
VIII g



VIII h



Villi

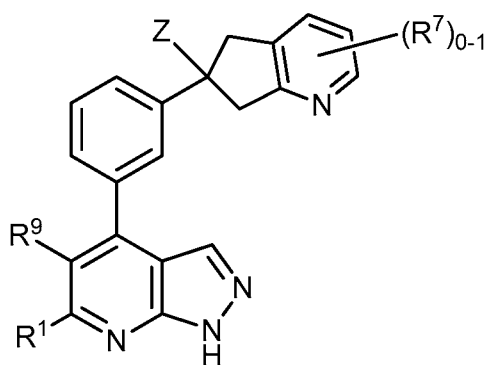


VIIIj

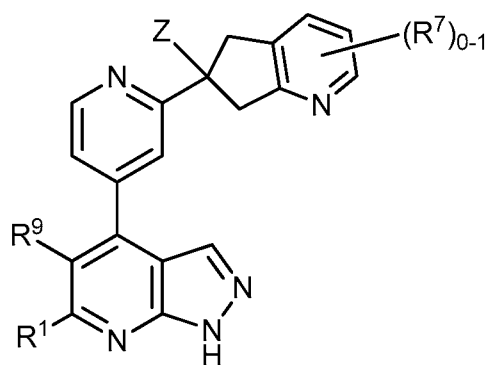
or a pharmaceutically acceptable salt thereof.

In some embodiments, the compound is a compound of Formula VIIIk, VIIIIm, VIIIIn,

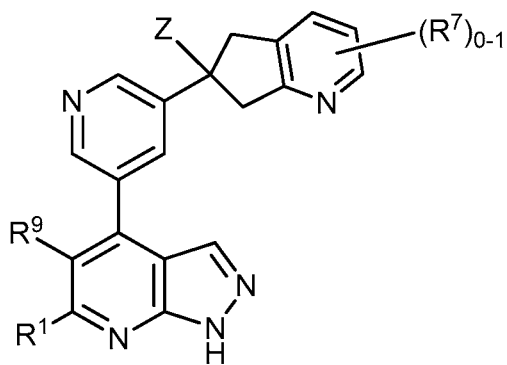
5 VIIIo, or VIIIp:



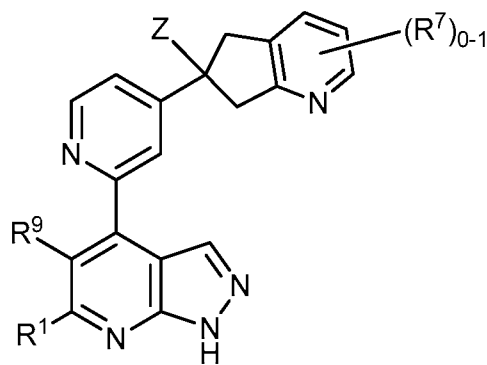
VIIIk



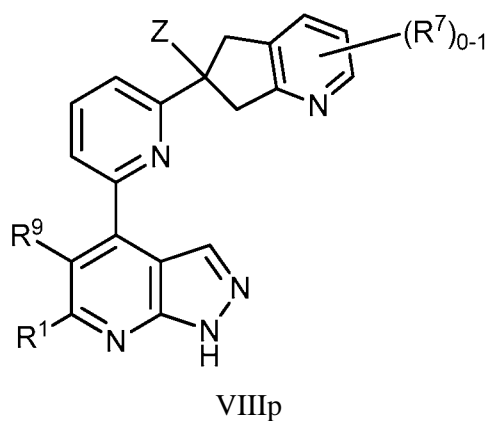
VIIIIm



VIIIIn



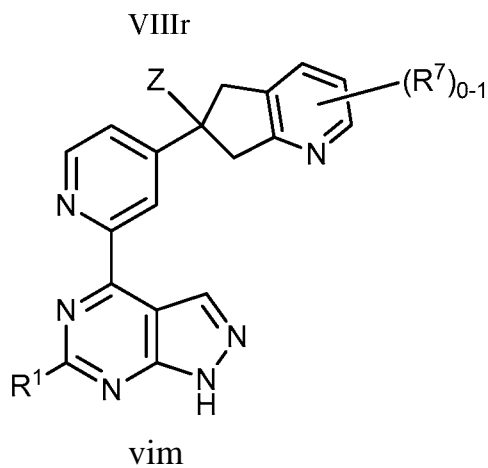
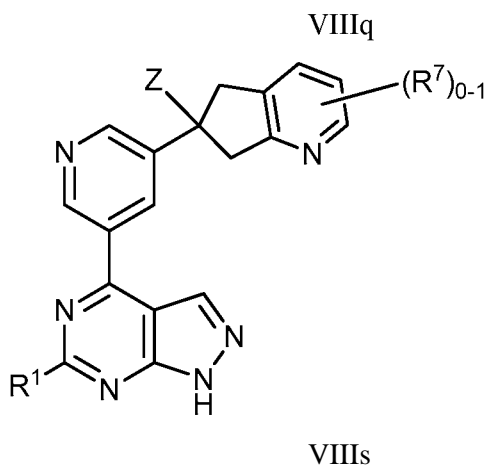
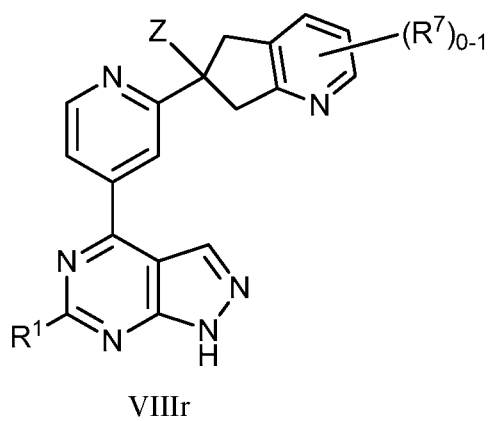
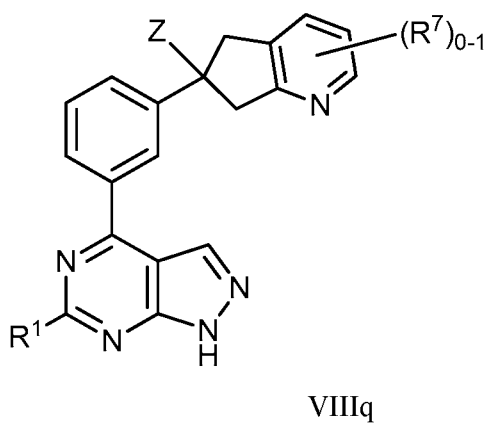
VIIIo

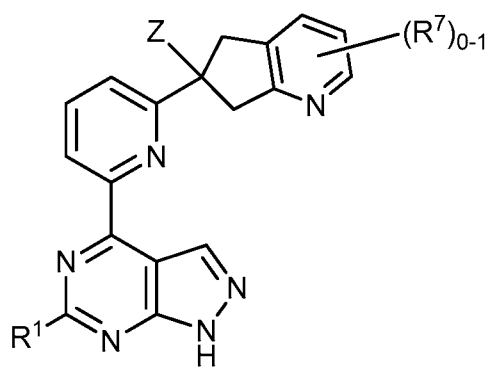


or a pharmaceutically acceptable salt thereof.

In some embodiments, the compound is a compound of Formula VIIIq, VIIIr, VIIIs,

5 VIIIu, or VIIIv:

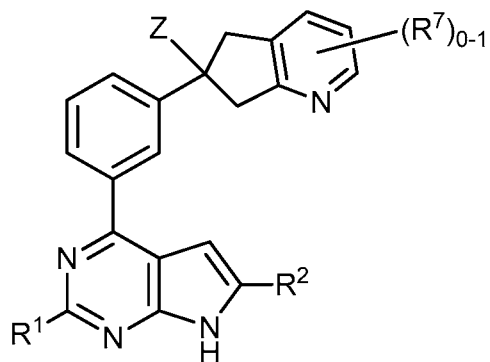




VIIIlu

or a pharmaceutically acceptable salt thereof.

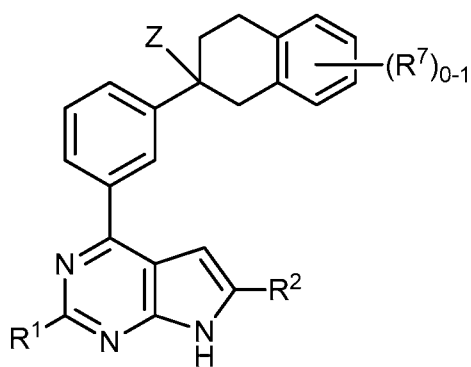
In some embodiments, the compound is a compound of Formula Villa:



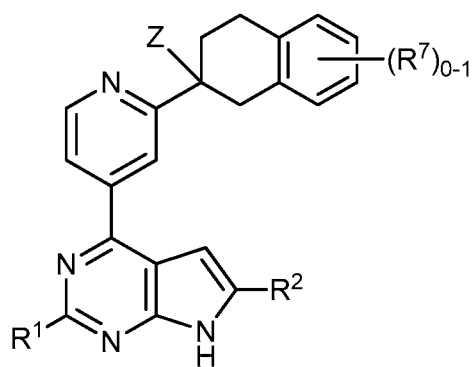
Villa

or a pharmaceutically acceptable salt thereof.

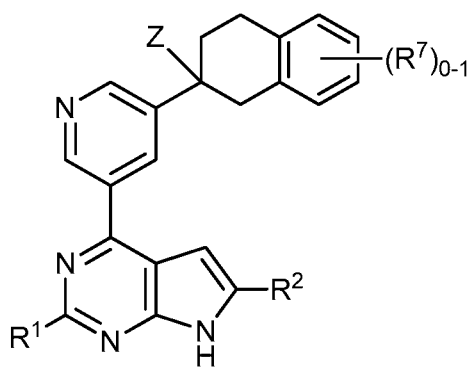
In some embodiments, the compound is a compound of Formula IXa, IXb, IXc, IXd, or IXe:



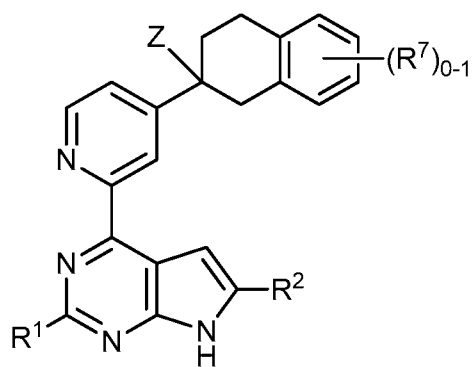
IXa



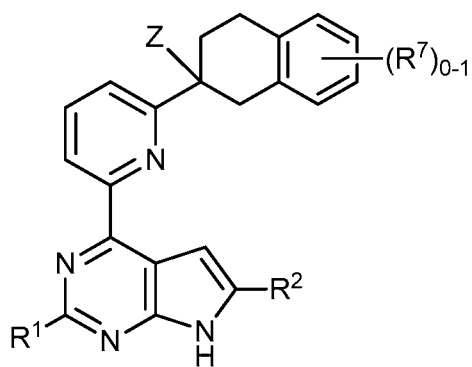
IXb



IXc



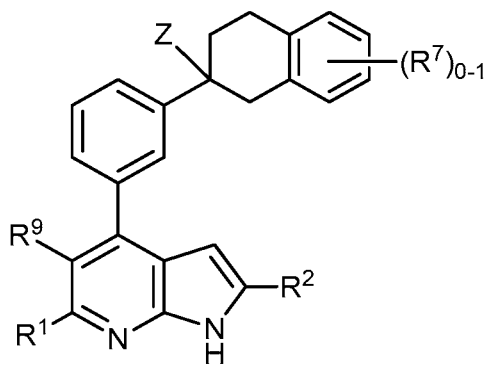
IXd



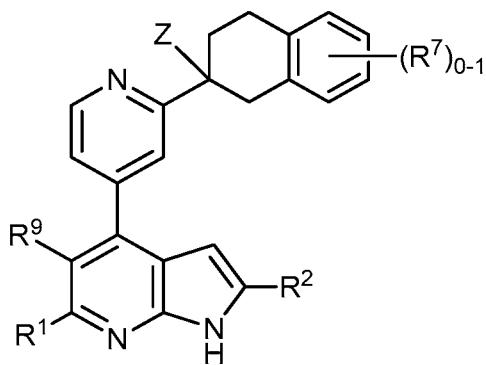
IXe

5 or a pharmaceutically acceptable salt thereof.

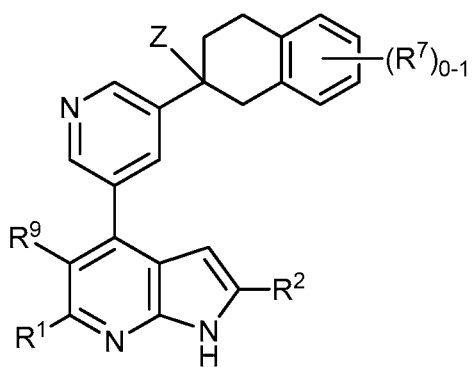
In some embodiments, the compound is a compound of Formula IXf, IXg, IXh, IXi, or IXj:



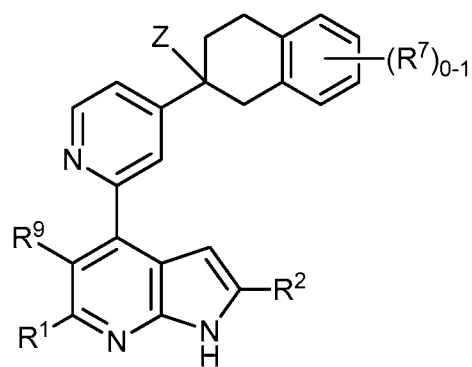
IXf



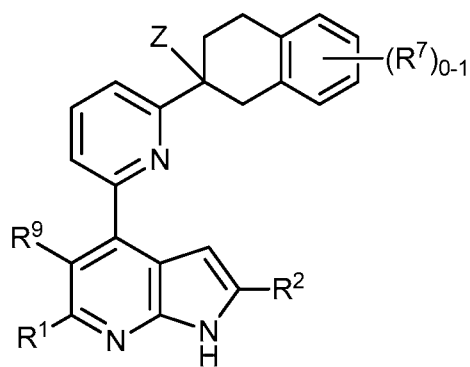
IXg



IXh



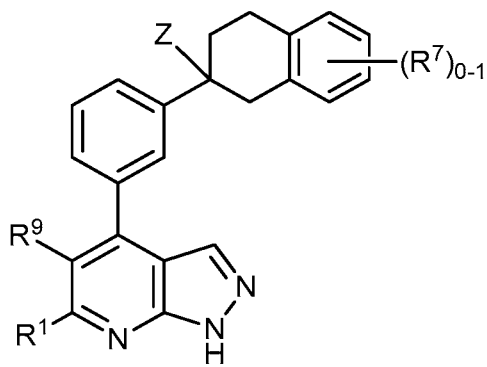
IXi



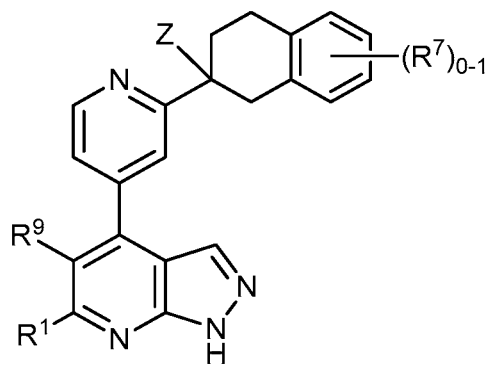
IXj

5 or a pharmaceutically acceptable salt thereof.

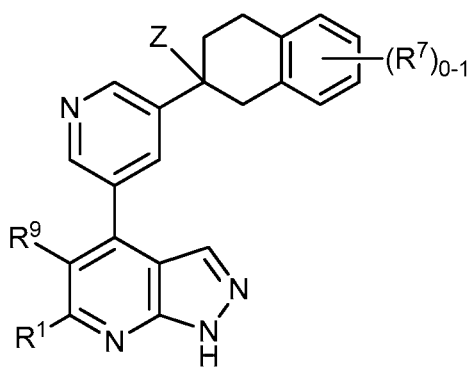
In some embodiments, the compound is a compound of Formula IXk, IXm, IXn, IXo, or IXp:



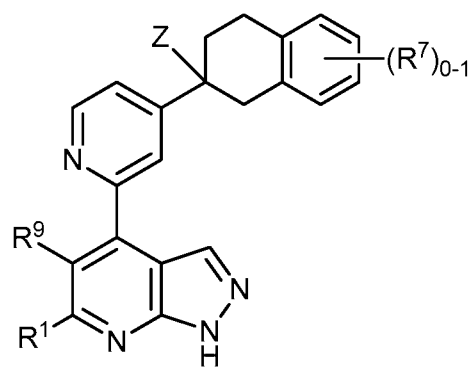
IXk



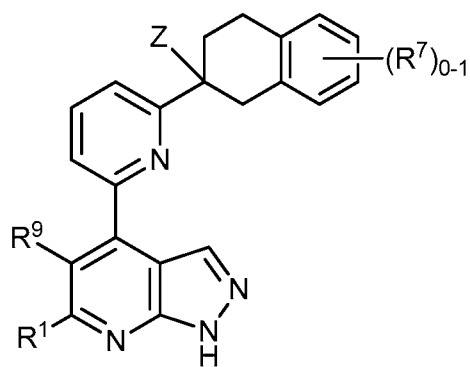
IXm



IXn



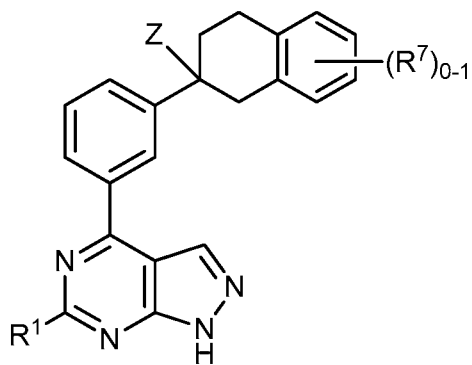
IXo



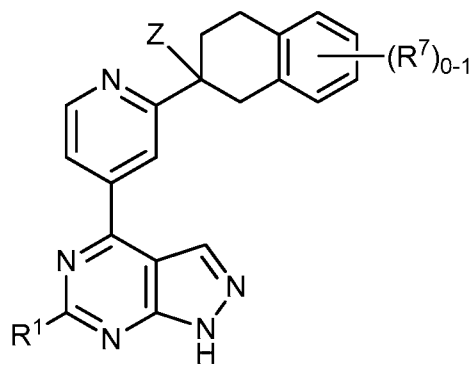
IXp

5 or a pharmaceutically acceptable salt thereof.

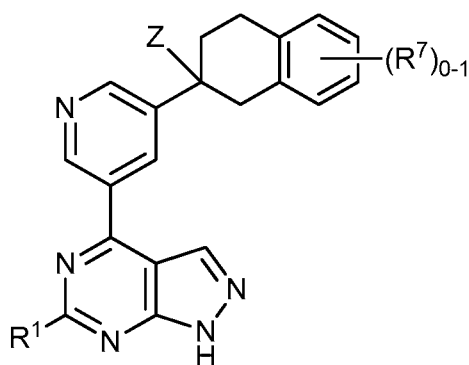
In some embodiments, the compound is a compound of Formula IXq, IXr, IXs, IXt, or IXu:



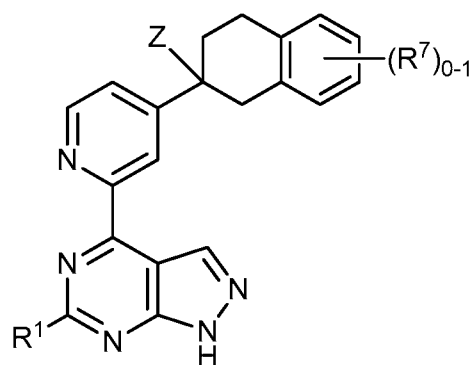
IXq



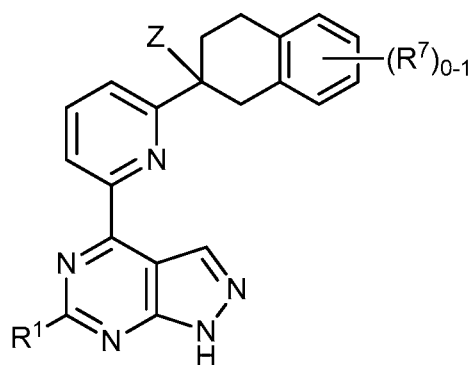
IXr



IXs



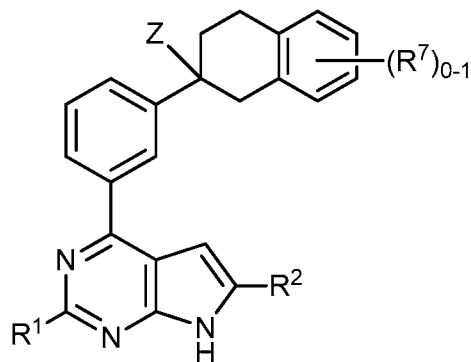
IXt



IXu

5 or a pharmaceutically acceptable salt thereof.

In some embodiments, the compound is a compound of Formula IXa:



IXa

or a pharmaceutically acceptable salt thereof.

10 It is further appreciated that certain features of the invention, which are, for clarity, described in the context of separate embodiments, can also be provided in combination in a single embodiment. Conversely, various features of the invention which are, for brevity, described in the context of a single embodiment, can also be provided separately or in any suitable subcombination.

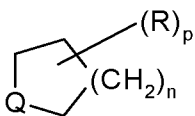
As used herein, the term "fused" in the context of the fused A-B moiety means *ortho*-fused, wherein ring A and ring B have only two atoms and one bond (e.g., a double or single bond) in common (e.g., see the definition of *ortho*-fused in Pure & Appl. Chem, 70(1): 147 (1998) at FR-1.1.1). In the context of the A-B moiety, "fused" excludes spirocycles. At various places in the present specification, divalent linking substituents are described. It is specifically intended that each divalent linking substituent include both the forward and backward forms of the linking substituent. For example, $-\text{NR}(\text{CR}'\text{R}'')_n-$ includes both $-\text{NR}(\text{CR}'\text{R}'')_n-$ and $-(\text{CR}'\text{R}'')_n\text{NR}-$. Where the structure clearly requires a linking group, the Markush variables listed for that group are understood to be linking groups.

At various places in the present specification, substituents of compounds of the invention are disclosed in groups or in ranges. It is specifically intended that the invention include each and every individual subcombination of the members of such groups and ranges. For example, the term "C₁₋₆ alkyl" is specifically intended to individually disclose methyl, ethyl, C₃ alkyl, C₄ alkyl, C₅ alkyl, and C₆ alkyl.

At certain places, the definitions or embodiments refer to specific rings (e.g., an azetidine ring, a pyridine ring, etc.). Unless otherwise indicated, these rings can be attached any ring member provided that the valency of the atom is not exceeded. For example, an azetidine ring may be attached at any position of the ring, whereas an azetidin-3-yl ring is attached at the 3-position.

The term "n-membered" where n is an integer typically describes the number of ring-forming atoms in a moiety where the number of ring-forming atoms is n. For example, piperidinyl is an example of a 6-membered heterocycloalkyl ring, pyrazolyl is an example of a 5-membered heteroaryl ring, pyridyl is an example of a 6-membered heteroaryl ring, and 1,2,3,4-tetrahydro-naphthalene is an example of a 10-membered cycloalkyl group.

For compounds of the invention in which a variable appears more than once, each variable can be a different moiety independently selected from the group defining the variable. For example, where a structure is described having two R groups that are simultaneously present on the same compound, the two R groups can represent different moieties independently selected from the group defined for R. In another example, when an optionally multiple substituent is designated in the form:



then it is to be understood that substituent R can occur p number of times on the ring, and R can be a different moiety at each occurrence. It is to be understood that each R group may replace any hydrogen atom attached to a ring atom, including one or both of the (CH₂)_n hydrogen atoms. Further, in the above example, should the variable Q be defined to include
5 hydrogens, such as when Q is said to be CH₂, NH, etc., any floating substituent such as R in the above example, can replace a hydrogen of the Q variable as well as a hydrogen in any other non-variable component of the ring.

As used herein, the phrase "optionally substituted" means unsubstituted or substituted. The substituents are independently selected, and substitution may be at any chemically
10 accessible position. As used herein, the term "substituted" means that a hydrogen atom is removed and replaced by a substituent. A single divalent substituent, *e.g.*, oxo, can replace two hydrogen atoms. It is to be understood that substitution at a given atom is limited by valency.

Throughout the definitions, the term "C_{n-m}" indicates a range which includes the
15 endpoints, wherein n and m are integers and indicate the number of carbons. Examples include C₁₋₄, C₁₋₆, and the like.

As used herein, the term "C_{n-m} alkyl", employed alone or in combination with other terms, refers to a saturated hydrocarbon group that may be straight-chain or branched, having n to m carbons. Examples of alkyl moieties include, but are not limited to, chemical groups
20 such as methyl, ethyl, [^]-propyl, isopropyl, w-butyl, *tert*-butyl, isobutyl, sec-butyl; higher homologs such as 2-methyl-1-butyl, w-pentyl, 3-pentyl, w-hexyl, 1,2,2-trimethylpropyl, and the like. In some embodiments, the alkyl group contains from 1 to 6 carbon atoms, from 1 to 4 carbon atoms, from 1 to 3 carbon atoms, or 1 to 2 carbon atoms.

As used herein, "C_{n-m} alkenyl" refers to an alkyl group having one or more double
25 carbon-carbon bonds and having n to m carbons. Example alkenyl groups include, but are not limited to, ethenyl, w-propenyl, isopropenyl, w-butenyl, *sec*-butenyl, and the like. In some embodiments, the alkenyl moiety contains 2 to 6, 2 to 4, or 2 to 3 carbon atoms.

As used herein, "C_{n-m} alkynyl" refers to an alkyl group having one or more triple
30 carbon-carbon bonds and having n to m carbons. Example alkynyl groups include, but are not limited to, ethynyl, propyn-1-yl, propyn-2-yl, and the like. In some embodiments, the alkynyl moiety contains 2 to 6, 2 to 4, or 2 to 3 carbon atoms.

As used herein, the term "C_{n-m} alkylene", employed alone or in combination with other terms, refers to a divalent alkyl linking group having n to m carbons. Examples of alkylene groups include, but are not limited to, ethan-1,1-diyl, ethan-1,2-diyl, propan-1,1-diyl, propan-1,3-diyl, propan-1,2-diyl, butan-1,4-diyl, butan-1,3-diyl, butan-1,2-diyl, 2-methyl-propan-1,3-diyl, and the like. In some embodiments, the alkylene moiety contains 2 to 6, 2 to 4, 2 to 3, 1 to 6, 1 to 4, or 1 to 2 carbon atoms.

As used herein, the term "C_{n-m} alkoxy", employed alone or in combination with other terms, refers to a group of formula -O-alkyl, wherein the alkyl group has n to m carbons. Example alkoxy groups include, but are not limited to, methoxy, ethoxy, propoxy (e.g., *n*-propoxy and isopropoxy), butoxy (e.g., *n*-butoxy and *tert*-butoxy), and the like. In some embodiments, the alkyl group has 1 to 6, 1 to 4, or 1 to 3 carbon atoms.

As used herein, the term "C_{n-m} alkylamino" refers to a group of formula -NH(alkyl), wherein the alkyl group has n to m carbon atoms. In some embodiments, the alkyl group has 1 to 6, 1 to 4, or 1 to 3 carbon atoms. Examples of alkylamino groups include, but are not limited to, N-methylamino, N-ethylamino, N-propylamino (e.g., N-(*n*-propyl)amino and N-isopropylamino), N-butylamino (e.g., N-(*n*-butyl)amino and N-(*tert*-butyl)amino), and the like.

As used herein, the term "C_{n-m} alkoxy carbonyl" refers to a group of formula -C(=O)-alkyl, wherein the alkyl group has n to m carbon atoms. In some embodiments, the alkyl group has 1 to 6, 1 to 4, or 1 to 3 carbon atoms. Examples of alkoxy carbonyl groups include, but are not limited to, methoxy carbonyl, ethoxy carbonyl, propoxy carbonyl (e.g., *n*-propoxy carbonyl and isopropoxy carbonyl), butoxy carbonyl (e.g., *n*-butoxy carbonyl and *tert*-butoxy carbonyl), and the like.

As used herein, the term "C_{n-m} alkyl carbonyl" refers to a group of formula -C(=O)-alkyl, wherein the alkyl group has n to m carbon atoms. In some embodiments, the alkyl group has 1 to 6, 1 to 4, or 1 to 3 carbon atoms. Examples of alkyl carbonyl groups include, but are not limited to, methyl carbonyl, ethyl carbonyl, propyl carbonyl (e.g., *n*-propyl carbonyl and isopropyl carbonyl), butyl carbonyl (e.g., *n*-butyl carbonyl and *tert*-butyl carbonyl), and the like.

As used herein, the term "C_{n-m} alkyl carbonylamino" refers to a group of formula -NH-C(=O)-alkyl, wherein the alkyl group has n to m carbon atoms. In some embodiments, the alkyl group has 1 to 6, 1 to 4, or 1 to 3 carbon atoms.

As used herein, the term "C_{n-m} alkylsulfonylamino" refers to a group of formula -NHS(0)2-alkyl, wherein the alkyl group has n to m carbon atoms. In some embodiments, the alkyl group has 1 to 6, 1 to 4, or 1 to 3 carbon atoms.

As used herein, the term "aminosulfonyl" refers to a group of formula -S(0)2NH₂.

5 As used herein, the term "C_{n-m} alkylaminosulfonyl" refers to a group of formula -S(0)2NH(alkyl), wherein the alkyl group has n to m carbon atoms. In some embodiments, the alkyl group has 1 to 6, 1 to 4, or 1 to 3 carbon atoms.

As used herein, the term "di(C_{n-m} alkyl)aminosulfonyl" refers to a group of formula -S(0)2N(alkyl)₂, wherein each alkyl group independently has n to m carbon atoms.

10 In some embodiments, each alkyl group has, independently, 1 to 6, 1 to 4, or 1 to 3 carbon atoms.

As used herein, the term "aminosulfonylamino" refers to a group of formula -NHS(0)₂NH₂.

As used herein, the term "C_{n-m} alkylaminosulfonylamino" refers to a group of formula
15 -NHS(0)2NH(alkyl), wherein the alkyl group has n to m carbon atoms. In some embodiments, the alkyl group has 1 to 6, 1 to 4, or 1 to 3 carbon atoms.

As used herein, the term "di(C_{n-m} alkyl)aminosulfonylamino" refers to a group of formula -NHS(0)2N(alkyl)₂, wherein each alkyl group independently has n to m carbon atoms. In some embodiments, each alkyl group has, independently, 1 to 6, 1 to 4, or 1 to 3
20 carbon atoms.

As used herein, the term "aminocarbonylamino", employed alone or in combination with other terms, refers to a group of formula -NHC(0)NH₂.

As used herein, the term "C_{n-m} alkylaminocarbonylamino" refers to a group of formula -NHC(0)NH(alkyl), wherein the alkyl group has n to m carbon atoms. In some
25 embodiments, the alkyl group has 1 to 6, 1 to 4, or 1 to 3 carbon atoms.

As used herein, the term "di(C_{n-m} alkyl)aminocarbonylamino" refers to a group of formula -NHC(0)N(alkyl)₂, wherein each alkyl group independently has n to m carbon atoms. In some embodiments, each alkyl group has, independently, 1 to 6, 1 to 4, or 1 to 3 carbon atoms.

30 As used herein, the term "C_{n-m} alkylcarbonyl" refers to a group of formula -C(O)-NH(alkyl), wherein the alkyl group has n to m carbon atoms. In some embodiments, the alkyl group has 1 to 6, 1 to 4, or 1 to 3 carbon atoms.

As used herein, the term "thio" refers to a group of formula -SH.

As used herein, the term "C_{n-m} alkylthio" refers to a group of formula -S-alkyl, wherein the alkyl group has n to m carbon atoms. In some embodiments, the alkyl group has 1 to 6, 1 to 4, or 1 to 3 carbon atoms.

5 As used herein, the term "C_{n-m} alkylsulfinyl" refers to a group of formula -S(0)-alkyl, wherein the alkyl group has n to m carbon atoms. In some embodiments, the alkyl group has 1 to 6, 1 to 4, or 1 to 3 carbon atoms.

As used herein, the term "C_{n-m} alkylsulfonyl" refers to a group of formula -S(0)₂-alkyl, wherein the alkyl group has n to m carbon atoms. In some embodiments, the alkyl group has 1 to 6, 1 to 4, or 1 to 3 carbon atoms.

As used herein, the term "amino" refers to a group of formula -NH₂.

As used herein, the term "carbamyl" refers to a group of formula -C(0)NH₂.

As used herein, the term "carbonyl", employed alone or in combination with other terms, refers to a -C(=O)- group, which may also be written as C(O).

15 As used herein, the term "carboxy" refers to a -C(0)OH group.

As used herein, the term "cyano-C_{n-m} alkyl" refers to a group of formula -(C_{n-m} alkylene)-CN, wherein the alkylene group has n to m carbon atoms.

As used herein, the terms "HO-C_{n-m} alkyl" refers to a group of formula -(C_{n-m} alkylene)-OH, wherein the alkylene group has n to m carbon atoms.

20 As used herein, the terms "C_{0-p} alkoxy-C_{n-m} alkyl" refers to a group of formula -(C_{n-m} alkylene)-C_{0-p} alkoxy, wherein the alkylene group has n to m carbon atoms and the alkoxy group has 0 to p carbon atoms.

As used herein, the term "di(C_{n-m}-alkyl)amino" refers to a group of formula -N(alkyl)₂, wherein the two alkyl groups each has, independently, n to m carbon atoms. In some embodiments, each alkyl group independently has 1 to 6, 1 to 4, or 1 to 3 carbon atoms.

As used herein, the term "di(C_{n-m}-alkyl)carbamyl" refers to a group of formula -C(0)N(alkyl)₂, wherein the two alkyl groups each has, independently, n to m carbon atoms. In some embodiments, each alkyl group independently has 1 to 6, 1 to 4, or 1 to 3 carbon atoms.

30 As used herein, "halo" refers to F, Cl, Br, or I. In some embodiments, halo is F, Cl, or Br. In some embodiments, halo is F or Cl.

As used herein, "C_n-mhaloalkoxy" refers to a group of formula -O-haloalkyl having n to m carbon atoms. An example haloalkoxy group is OCF₃. In some embodiments, the haloalkoxy group is fluorinated only. In some embodiments, the alkyl group has 1 to 6, 1 to 4, or 1 to 3 carbon atoms.

5 As used herein, the term "C_n-mhaloalkyl", employed alone or in combination with other terms, refers to an alkyl group having from one halogen atom to 2s+1 halogen atoms which may be the same or different, where "s" is the number of carbon atoms in the alkyl group, wherein the alkyl group has n to m carbon atoms. In some embodiments, the haloalkyl group is fluorinated only. In some embodiments, the alkyl group has 1 to 6, 1 to 4,
10 or 1 to 3 carbon atoms.

As used herein, "cycloalkyl" refers to non-aromatic cyclic hydrocarbons including cyclized alkyl and/or alkenyl groups. Cycloalkyl groups can include mono- or polycyclic (e.g., having 2, 3 or 4 fused rings) groups and spirocycles. Ring-forming carbon atoms of a cycloalkyl group can be optionally substituted by oxo or sulfido (e.g., C(O) or C(S)). Also
15 included in the definition of cycloalkyl are moieties that have one or more aromatic rings fused (i.e., having a bond in common with) to the non-aromatic cyclic hydrocarbon, for example, benzo or thienyl derivatives of cyclopentane, cyclohexane, and the like. A cycloalkyl group containing a fused aromatic ring can be attached through any ring-forming atom including a ring-forming atom of the fused aromatic ring. Cycloalkyl groups can have
20 3, 4, 5, 6, 7, 8, 9, 10, 11, or 12 ring-forming atoms. In some embodiments, the cycloalkyl is a C₃₋₁₀ monocyclic or bicyclic cycloalkyl. In some embodiments, the cycloalkyl is a C₃₋₇ monocyclic cycloalkyl. In some embodiments, the cycloalkyl is a C₃₋₁₀ monocyclic or bicyclic non-aromatic carbocycle, which optionally has ring members which have oxo (=O) or sulfido (=S) substitution and which optionally has a phenyl or 5-6 membered aromatic
25 heterocycle fused to the non-aromatic portion of the ring structure, wherein the heterocycle has 1-3 ring members independently selected from N, S, or O. In some embodiments, the cycloalkyl is a C₃₋₇ monocyclic non-aromatic carbocycle, which optionally has ring members which have oxo (=O) or sulfido (=S) substitution and which optionally has a phenyl or 5-6 membered aromatic heterocycle fused to the non-aromatic portion of the ring structure,
30 wherein the heterocycle has 1-3 ring members independently selected from N, S, or O. In some embodiments, the cycloalkyl is a C₃₋₇ monocyclic cycloalkyl. Example cycloalkyl groups include cyclopropyl, cyclobutyl, cyclopentyl, cyclohexyl, cycloheptyl, cyclopentenyl,

cyclohexenyl, cyclohexadienyl, cycloheptatrienyl, norbornyl, norpinyl, norcarnyl, and the like. In some embodiments, cycloalkyl is cyclopropyl, cyclobutyl, cyclopentyl, or cyclohexyl.

As used herein, "heteroaryl" refers to a monocyclic or polycyclic aromatic heterocycle having at least one heteroatom ring member selected from sulfur, oxygen, and nitrogen. In some embodiments, the heteroaryl ring has 1, 2, 3, or 4 heteroatom ring members independently selected from nitrogen, sulfur and oxygen. In some embodiments, any ring-forming N in a heteroaryl moiety can be an N-oxide. In one embodiment the heteroaryl group is a 5 to 10 membered heteroaryl group. In another embodiment the heteroaryl group is a 5 to 6 membered heteroaryl group. In certain embodiments, the heteroaryl group is a monocyclic or bicyclic aromatic ring system having 5 to 10 ring-forming atoms, wherein 1 to 4 ring-forming atoms are heteroatoms independently selected from N, O, and S, wherein the N and S as ring members are each optionally oxidized, the carbon ring members may be optionally replaced by carbonyl. In another preferred embodiment, the heteroaryl group is a monocyclic aromatic ring system having 5 to 6 ring-forming atoms, wherein 1 to 4 ring-forming atoms are heteroatoms independently selected from N, O, and S, wherein the N and S as ring members are each optionally oxidized, the carbon ring members may be optionally replaced by carbonyl.

In some embodiments, the heteroaryl is a five-membered or six-membered heteroaryl ring. A five-membered heteroaryl ring is a heteroaryl with a ring having five ring atoms wherein one or more (e.g., 1, 2, or 3) ring atoms are independently selected from N, O, and S. Exemplary five-membered ring heteroaryls are thienyl, furyl, pyrrolyl, imidazolyl, thiazolyl, oxazolyl, pyrazolyl, isothiazolyl, isoxazolyl, 1,2,3-triazolyl, tetrazolyl, 1,2,3-thiadiazolyl, 1,2,3-oxadiazolyl, 1,2,4-triazolyl, 1,2,4-thiadiazolyl, 1,2,4-oxadiazolyl, 1,3,4-triazolyl, 1,3,4-thiadiazolyl, and 1,3,4-oxadiazolyl. A six-membered heteroaryl ring is a heteroaryl with a ring having six ring atoms wherein one or more (e.g., 1, 2, or 3) ring atoms are independently selected from N, O, and S. Exemplary six-membered ring heteroaryls are pyridyl, pyrazinyl, pyrimidinyl, triazinyl, and pyridazinyl.

As used herein, "heterocycloalkyl" refers to non-aromatic monocyclic or polycyclic heterocycles having one or more ring-forming heteroatoms selected from O, N, or S. Included in heterocycloalkyl are monocyclic 4-, 5-, 6-, 7-, 8-, 9- or 10-membered heterocycloalkyl groups. Heterocycloalkyl groups can also include spirocycles. Example

heterocycloalkyl groups include pyrrolidin-2-one, 1,3-isoxazolidin-2-one, pyranyl, tetrahydropuran, oxetanyl, azetidiny, morpholino, thiomorpholino, piperaziny, tetrahydrofuranyl, tetrahydrothienyl, piperidiny, pyrrolidinyl, isoxazolidinyl, isothiazolidinyl, pyrazolidinyl, oxazolidinyl, thiazolidinyl, imidazolidinyl, azepanyl, benzazapene, and the like. Ring-forming carbon atoms and heteroatoms of a heterocycloalkyl group can be optionally substituted by oxo or sulfido (e.g., C(O), S(O), C(S), or S(O)₂, etc.). The heterocycloalkyl group can be attached through a ring-forming carbon atom or a ring-forming heteroatom. In some embodiments, the heterocycloalkyl group contains 0 to 3 double bonds. In some embodiments, the heterocycloalkyl group contains 0 to 2 double bonds. Also included in the definition of heterocycloalkyl are moieties that have one or more aromatic rings fused (*i.e.*, having a bond in common with) to the cycloalkyl ring, for example, benzo or thienyl derivatives of piperidine, morpholine, azepine, etc. A heterocycloalkyl group containing a fused aromatic ring can be attached through any ring-forming atom including a ring-forming atom of the fused aromatic ring. In some embodiments, the heterocycloalkyl group is a morpholine ring, pyrrolidine ring, piperazine ring, piperidine ring, dihydropyran ring, tetrahydropyran ring, tetrahydropyridine, azetidine ring, or tetrahydrofuran ring. In certain embodiments, the heterocycloalkyl group is a monocyclic or bicyclic non-aromatic ring or ring system having 4 to 10 ring-forming atoms, wherein 1 to 4 ring-forming atoms are heteroatoms independently selected from N, O, and S, wherein the N and S as ring members are each optionally oxidized, the carbon ring members may be optionally replaced by carbonyl, and the heterocycloalkyl group can be optionally fused to a 5-6 membered heteroaryl or phenyl ring, wherein the 5-6 membered heteroaryl ring may have 1-3 heteroatom ring members independently selected from N, S, and O. In another embodiment, the heterocycloalkyl group is a monocyclic non-aromatic ring or ring system having 4 to 6 ring-forming atoms, wherein 1 to 2 ring-forming atoms are heteroatoms independently selected from N, O, and S, wherein the N and S as ring members are each optionally oxidized, the carbon ring members may be optionally replaced by carbonyl, and the heterocycloalkyl group can be optionally fused to a 5-6 membered heteroaryl or phenyl ring, wherein the 5-6 membered heteroaryl ring may have 1-3 heteroatom ring members independently selected from N, S, and O.

As used herein, " C_{n-m} Cycloalkyl-Co- p alkylene" refers to a group of formula -alkylene-cycloalkyl, wherein the cycloalkyl group has n to m ring members and the alkylene group has o to p carbon atoms.

As used herein, " C_{n-m} heterocycloalkyl-Co- p alkylene" refers to a group of formula -alkylene-heterocycloalkyl, wherein the heterocycloalkyl group has n to m ring members and the alkylene group has o to p carbon atoms.

As used herein, "phenyl-Co- p alkylene" refers to a group of formula -alkylene-phenyl, wherein the alkylene group has o to p carbon atoms.

As used herein, " C_{n-m} aryl-Co- p alkylene" refers to a group of formula -alkylene-aryl, wherein the aryl group has n to m ring members and the alkylene group has o to p carbon atoms.

As used herein, " C_{n-m} heteroaryl-Co- p alkylene" refers to a group of formula -alkylene-heteroaryl, wherein the heteroaryl group has n to m ring members and the alkylene group has o to p carbon atoms.

As used herein, the term "oxo" refers to an oxygen atom as a divalent substituent, forming a carbonyl group when attached to a carbon (e.g., $C=O$), or attached to a heteroatom forming a sulfoxide or sulfone group.

At certain places, the definitions or embodiments refer to specific rings (e.g., an azetidine ring, a pyridine ring, etc.). Unless otherwise indicated, these rings can be attached to any ring member provided that the valency of the atom is not exceeded. For example, an azetidine ring may be attached at any position of the ring, whereas a pyridin-3-yl ring is attached at the 3-position.

The compounds described herein can be asymmetric (e.g., having one or more stereocenters). All stereoisomers, such as enantiomers and diastereomers, are intended unless otherwise indicated. Compounds of the present invention that contain asymmetrically substituted carbon atoms can be isolated in optically active or racemic forms. Methods on how to prepare optically active forms from optically inactive starting materials are known in the art, such as by resolution of racemic mixtures or by stereoselective synthesis. Many geometric isomers of olefins, $C=N$ double bonds, and the like can also be present in the compounds described herein, and all such stable isomers are contemplated in the present invention. *Cis* and *trans* geometric isomers of the compounds of the present invention are described and may be isolated as a mixture of isomers or as separated isomeric forms. In

some embodiments, the compound has the (7^Λ)-configuration. In some embodiments, the compound has the (3/4)-configuration.

Resolution of racemic mixtures of compounds can be carried out by any of numerous methods known in the art. An example method includes fractional recrystallization using a
5 chiral resolving acid which is an optically active, salt-forming organic acid. Suitable resolving agents for fractional recrystallization methods are, for example, optically active acids, such as the D and L forms of tartaric acid, diacetyltartaric acid, dibenzoyltartaric acid, mandelic acid, malic acid, lactic acid or the various optically active camphorsulfonic acids such as β-camphorsulfonic acid. Other resolving agents suitable for fractional crystallization
10 methods include stereoisomerically pure forms of α-methylbenzylamine (e.g., *S m d R* forms, or diastereomerically pure forms), 2-phenylglycinol, norephedrine, ephedrine, N-methylephedrine, cyclohexylethylamine, 1,2-diaminocyclohexane, and the like.

Resolution of racemic mixtures can also be carried out by elution on a column packed with an optically active resolving agent (e.g., dinitrobenzoylphenylglycine). Suitable elution
15 solvent composition can be determined by one skilled in the art.

Compounds provided herein also include tautomeric forms. Tautomeric forms result from the swapping of a single bond with an adjacent double bond together with the concomitant migration of a proton. Tautomeric forms include prototropic tautomers which are isomeric protonation states having the same empirical formula and total charge. Example
20 prototropic tautomers include ketone - enol pairs, amide - imidic acid pairs, lactam - lactim pairs, enamine - imine pairs, and annular forms where a proton can occupy two or more positions of a heterocyclic system, for example, 1H- and 3H-imidazole, 1H-, 2H- and 4H-1,2,4-triazole, 1H- and 2H- isoindole, and 1H- and 2H-pyrazole. Tautomeric forms can be in equilibrium or sterically locked into one form by appropriate substitution.

25 All compounds, and pharmaceutically acceptable salts thereof, can be found together with other substances such as water and solvents (e.g. hydrates and solvates) or can be isolated.

In some embodiments, preparation of compounds can involve the addition of acids or bases to affect, for example, catalysis of a desired reaction or formation of salt forms such as
30 acid addition salts.

Example acids can be inorganic or organic acids and include, but are not limited to, strong and weak acids. Some example acids include hydrochloric acid, hydrobromic acid,

sulfuric acid, phosphoric acid, />-toluenesulfonic acid, 4-nitrobenzoic acid, methanesulfonic acid, benzenesulfonic acid, trifluoroacetic acid, and nitric acid. Some weak acids include, but are not limited to acetic acid, propionic acid, butanoic acid, benzoic acid, tartaric acid, pentanoic acid, hexanoic acid, heptanoic acid, octanoic acid, nonanoic acid, and decanoic acid.

Example bases include lithium hydroxide, sodium hydroxide, potassium hydroxide, lithium carbonate, sodium carbonate, potassium carbonate, and sodium bicarbonate. Some example strong bases include, but are not limited to, hydroxide, alkoxides, metal amides, metal hydrides, metal dialkylamides and arylamines, wherein; alkoxides include lithium, sodium and potassium salts of methyl, ethyl and t-butyl oxides; metal amides include sodium amide, potassium amide and lithium amide; metal hydrides include sodium hydride, potassium hydride and lithium hydride; and metal dialkylamides include lithium, sodium, and potassium salts of methyl, ethyl, n-propyl, isopropyl, n-butyl, *tert*-butyl, trimethylsilyl and cyclohexyl substituted amides.

In some embodiments, the compounds provided herein, or salts thereof, are substantially isolated. By "substantially isolated" is meant that the compound is at least partially or substantially separated from the environment in which it was formed or detected. Partial separation can include, for example, a composition enriched in the compounds provided herein. Substantial separation can include compositions containing at least about 50%, at least about 60%, at least about 70%, at least about 80%, at least about 90%, at least about 95%, at least about 97%, or at least about 99% by weight of the compounds provided herein, or salt thereof. Methods for isolating compounds and their salts are routine in the art.

The term "compound" as used herein is meant to include all stereoisomers, geometric isomers, tautomers, and isotopes of the structures depicted. Compounds herein identified by name or structure as one particular tautomeric form are intended to include other tautomeric forms unless otherwise specified.

Compounds described herein can also include all isotopes of atoms occurring in the intermediates or final compounds. Isotopes include those atoms having the same atomic number but different mass numbers. For example, isotopes of hydrogen include tritium and deuterium. One or more constituent atoms of the compounds described herein can be replaced or substituted with isotopes of the atoms in natural or non-natural abundance. In some embodiments, the compound includes at least one deuterium atom. For example, one

or more hydrogen atoms in a compound of the present disclosure can be replaced or substituted by deuterium. In some embodiments, the compound includes two or more deuterium atoms. In some embodiments, the compound includes 1, 2, 3, 4, 5, 6, 7 or 8 deuterium atoms. Synthetic methods for including isotopes into organic compounds are
5 known in the art.

The phrase "pharmaceutically acceptable" is employed herein to refer to those compounds, materials, compositions, and/or dosage forms which are, within the scope of sound medical judgment, suitable for use in contact with the tissues of human beings and animals without excessive toxicity, irritation, allergic response, or other problem or
10 complication, commensurate with a reasonable benefit/risk ratio.

The present application also includes pharmaceutically acceptable salts of the compounds described herein. The present invention also includes pharmaceutically acceptable salts of the compounds described herein. As used herein, "pharmaceutically acceptable salts" refers to derivatives of the disclosed compounds wherein the parent
15 compound is modified by converting an existing acid or base moiety to its salt form. Examples of pharmaceutically acceptable salts include, but are not limited to, mineral or organic acid salts of basic residues such as amines; alkali or organic salts of acidic residues such as carboxylic acids; and the like. The pharmaceutically acceptable salts of the present invention include the conventional non-toxic salts of the parent compound formed, for
20 example, from non-toxic inorganic or organic acids. The pharmaceutically acceptable salts of the present invention can be synthesized from the parent compound which contains a basic or acidic moiety by conventional chemical methods. Generally, such salts can be prepared by reacting the free acid or base forms of these compounds with a stoichiometric amount of the appropriate base or acid in water or in an organic solvent, or in a mixture of the two;
25 generally, non-aqueous media like ether, ethyl acetate, alcohols (e.g., methanol, ethanol, isopropanol, or butanol) or acetonitrile (ACN) are preferred. Lists of suitable salts are found in *Remington's Pharmaceutical Sciences*, 17th ed., Mack Publishing Company, Easton, Pa., 1985, p. 1418 and *Journal of Pharmaceutical Science*, 66, 2 (1977), each of which is incorporated herein by reference in its entirety.

30 The following abbreviations may be used herein: AcOH (acetic acid); AC₂O (acetic anhydride); aqueous (aqueous); atm. (atmosphere(s)); Boc (/butoxycarbonyl); br (broad); Cbz (carboxybenzyl); calc. (calculated); d (doublet); dd (doublet of doublets); DCM

(dichloromethane); DEAD (diethyl azodicarboxylate); DIAD (*N,N'*-diisopropyl azidodicarboxylate); DIPEA (*N,N*-diisopropylethylamine); DMF (*N,N*-dimethylformamide); Et (ethyl); EtOAc (ethyl acetate); g (gram(s)); h (hour(s)); HATU (*N,N,N',N'*-tetramethyl-0-(7-azabenzotriazol-1-yl)uroniumhexafluorophosphate); HCl (hydrochloric acid); HPLC
 5 (high performance liquid chromatography); Hz (hertz); J (coupling constant); LCMS (liquid chromatography - mass spectrometry); m (multiplet); M (molar); mCPBA (3-chloroperoxybenzoic acid); MgSO₄ (magnesium sulfate); MS (Mass spectrometry); Me (methyl); MeCN (acetonitrile); MeOH (methanol); mg (milligram(s)); min. (minutes(s)); mL (milliliter(s)); mmol (millimole(s)); N (normal); NaHCO₃ (sodium bicarbonate); NaOH
 10 (sodium hydroxide); Na₂SO₄ (sodium sulfate); NH₄Cl (ammonium chloride); NH₄OH (ammonium hydroxide); nM (nanomolar); NMR (nuclear magnetic resonance spectroscopy); OTf (trifluoromethanesulfonate); Pd (palladium); Ph (phenyl); pM (picomolar); PMB (para-methoxybenzyl); POCl₃ (phosphoryl chloride); RP-HPLC (reverse phase high performance liquid chromatography); s (singlet); t (triplet or tertiary); TBS (tert-butyldimethylsilyl); tert
 15 (tertiary); tt (triplet of triplets); *t*-Bu (*tert*-butyl); TFA (trifluoroacetic acid); THF (tetrahydrofuran); μg (microgram(s)); μL (microliter(s)); μM (micromolar); wt% (weight percent).

As used herein, the term "cell" is meant to refer to a cell that is *in vitro*, *ex vivo* or *in vivo*. In some embodiments, an *ex vivo* cell can be part of a tissue sample excised from an
 20 organism such as a mammal. In some embodiments, an *in vitro* cell can be a cell in a cell culture. In some embodiments, an *in vivo* cell is a cell living in an organism such as a mammal.

As used herein, the term "contacting" refers to the bringing together of indicated moieties in an *in vitro* system or an *in vivo* system. For example, "contacting" the TAM
 25 kinases with a compound of the invention includes the administration of a compound of the present invention to an individual or patient, such as a human, having TAM, as well as, for example, introducing a compound of the invention into a sample containing a cellular or purified preparation containing the TAM kinases.

As used herein, the term "individual" or "patient," used interchangeably, refers to any
 30 animal, including mammals, preferably mice, rats, other rodents, rabbits, dogs, cats, swine, cattle, sheep, horses, or primates, and most preferably humans.

As used herein, the phrase "therapeutically effective amount" refers to the amount of active compound or pharmaceutical agent that elicits the biological or medicinal response in a tissue, system, animal, individual or human that is being sought by a researcher, veterinarian, medical doctor or other clinician.

As used herein the term "treating" or "treatment" refers to 1) preventing the disease; for example, preventing a disease, condition or disorder in an individual who may be predisposed to the disease, condition or disorder but does not yet experience or display the pathology or symptomatology of the disease; 1) inhibiting the disease; for example, inhibiting a disease, condition or disorder in an individual who is experiencing or displaying the pathology or symptomatology of the disease, condition or disorder (*i.e.*, arresting further development of the pathology and/or symptomatology), or 2) ameliorating the disease; for example, ameliorating a disease, condition or disorder in an individual who is experiencing or displaying the pathology or symptomatology of the disease, condition or disorder (*i.e.*, reversing the pathology and/or symptomatology).

Synthesis

Compounds of the invention, including salts thereof, can be prepared using known organic synthesis techniques and according to various possible synthetic routes.

The reactions for preparing compounds of the invention can be carried out in suitable solvents which can be readily selected by one of skill in the art of organic synthesis. Suitable solvents can be substantially nonreactive with the starting materials (reactants), the intermediates, or products at the temperatures at which the reactions are carried out, *e.g.*, temperatures which can range from the solvent's freezing temperature to the solvent's boiling temperature. A given reaction can be carried out in one solvent or a mixture of more than one solvent. Depending on the particular reaction step, suitable solvents for a particular reaction step can be selected by the skilled artisan.

Preparation of compounds of the invention can involve the protection and deprotection of various chemical groups. The need for protection and deprotection, and the selection of appropriate protecting groups, can be readily determined by one skilled in the art. The chemistry of protecting groups can be found, for example, in T.W. Greene and P.G.M. Wuts, *Protective Groups in Organic Synthesis*, 3rd. Ed., Wiley & Sons, Inc., New York (1999), which is incorporated herein by reference in its entirety.

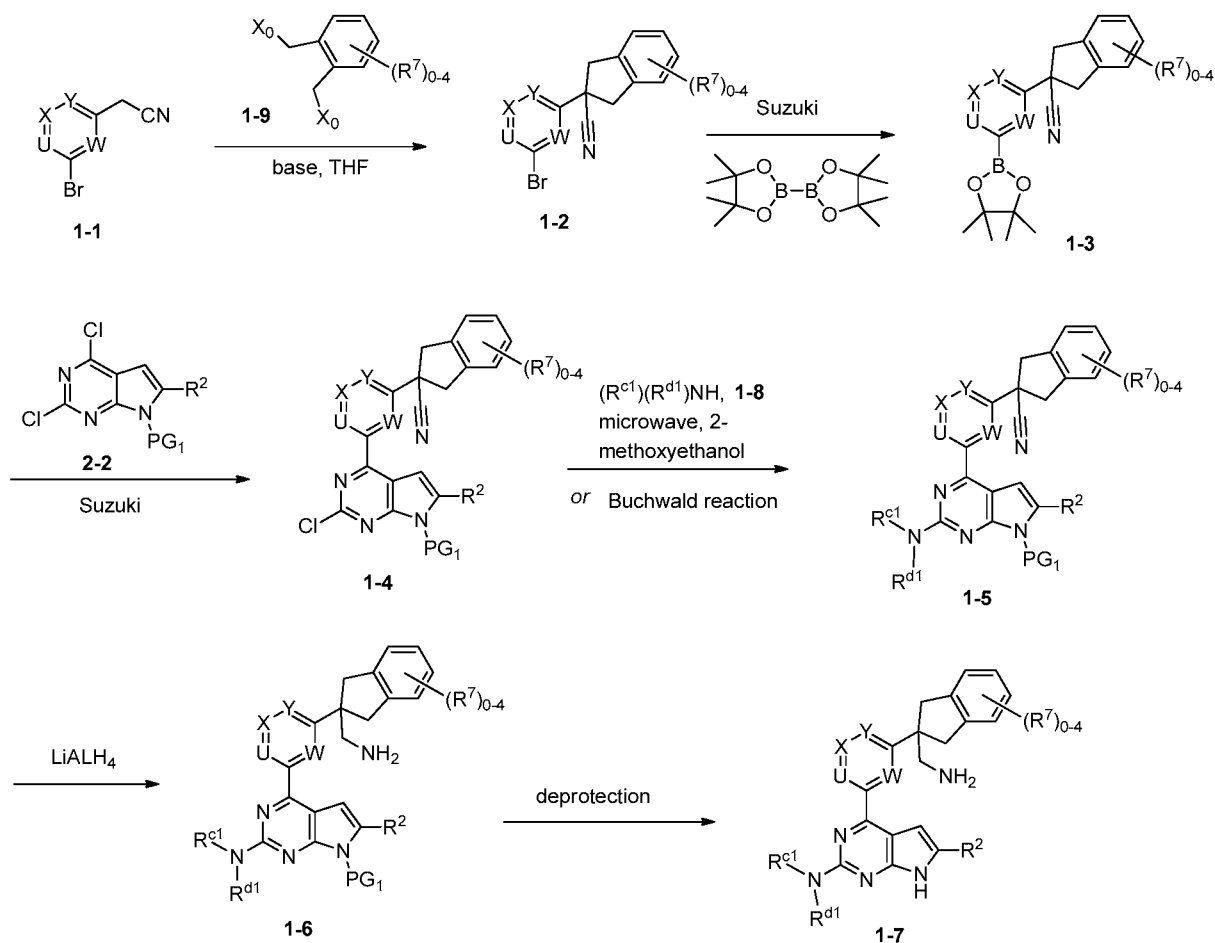
Reactions can be monitored according to any suitable method known in the art. For example, product formation can be monitored by spectroscopic means, such as nuclear magnetic resonance spectroscopy (e.g., ^3H or ^{13}C), infrared spectroscopy, spectrophotometry (e.g., UV-visible), or mass spectrometry, or by chromatography such as high performance liquid chromatography (HPLC) or thin layer chromatography.

The expressions, "ambient temperature", "room temperature", and "r.t", as used herein, are understood in the art, and refer generally to a temperature, e.g. a reaction temperature, that is about the temperature of the room in which the reaction is carried out, for example, a temperature from about 20 °C to about 30 °C.

Compounds as disclosed herein can be prepared by one skilled in the art according to preparatory routes known in the literature. Example synthetic methods for preparing compounds of the invention are provided in the Schemes 1-2 below, wherein constituent members of the depicted formulae are defined herein.

Compounds of formula 1-7 can be prepared according to Scheme 1. The commercially available intermediate of formula 1-1 (e.g., 2-(3-bromophenyl)acetonitrile) can be treated with dibromide or dichloride 1-9 (or di-mesylate prepared *in situ* from di-alcohol), in the presence of a base (sodium hydride, potassium tert-butoxide, etc) at room temperature or heated if necessary to form intermediate of formula 1-2. Suzuki reaction of the intermediate 1-2 with pinacol diboron provides the boronic ester 1-3. The subsequent Suzuki reaction of the intermediate 1-3 with intermediate 2-2, which may be prepared according to any procedure readily available to one of ordinary skill in the art from commercially available starting materials, gives the intermediate 1-4. The amination with an amine 1-8 under microwave conditions, or under Buchwald reaction conditions, converts the intermediate 1-4 into the intermediate 1-5. The cyano intermediate 1-5 can be reduced to the corresponding amine intermediate 1-6 using lithium aluminum hydride. Treatment of the intermediate 1-6 using either acid (TFA, HCl, etc), or base (e.g. sodium methoxide) removes the protecting group PGi (e.g. SEM or sulfonamide) and affords the final desired compound 1-7.

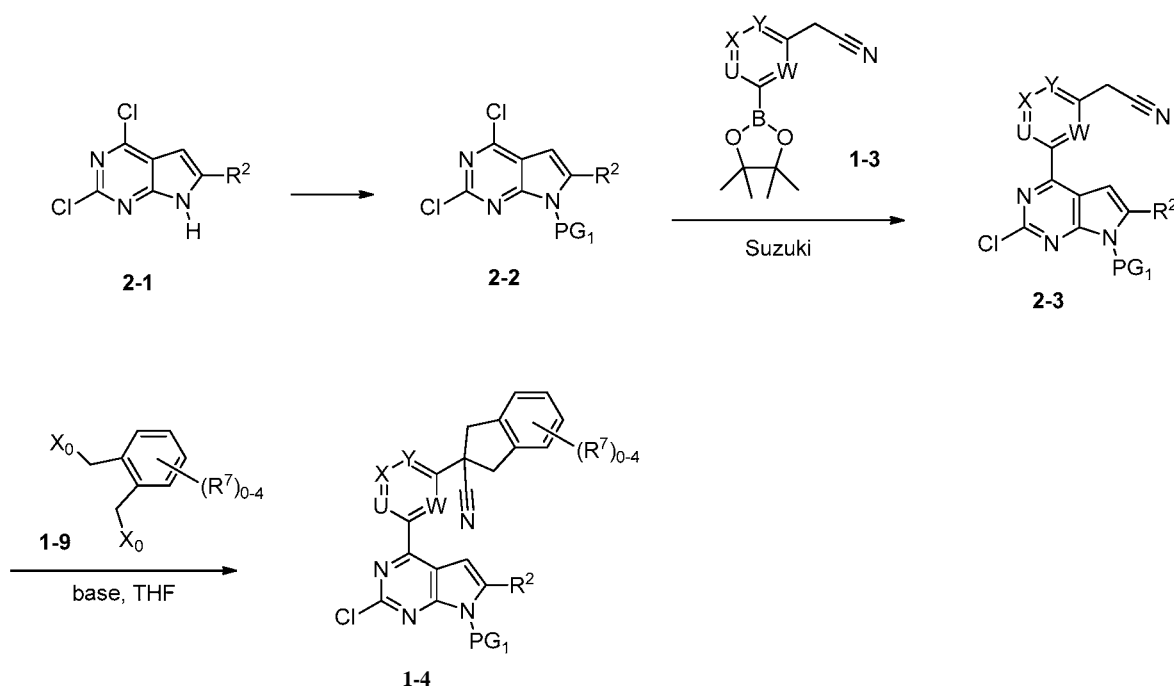
Scheme 1



wherein X_0 is a halogen or a suitable leaving group (e.g. mesylate).

- 5 Alternatively, compounds of formula 1-4 can be prepared using a sequence depicted in Scheme 2. Commercially available intermediate 2-1 can be protected by a suitable protecting group, such as, for example, SEM or sulfonamide, to give the intermediate 2-2, followed by the Suzuki reaction with a variety of commercially available boronic esters 1-3 to provide the intermediate 2-3. The intermediate 2-3 can be treated with dibromide or
- 10 dichloride 1-9, in the presence of a base (e.g. sodium hydride, potassium tert-butoxide, etc) at room temperature or heated if necessary to form the desired intermediate of formula 1-4. The compound of formula 1-7 may be obtained from intermediate 1-4 according to procedures and methods described in Scheme 1 above.

Scheme 2



wherein X₀ is a halogen or a suitable leaving group (e.g. mesylate).

TAM kinases

- 5 Receptor tyrosine kinases (RTKs) are cell surface proteins that transmit signals from the extracellular environment to the cell cytoplasm and nucleus to regulate cellular events such as survival, growth, proliferation, differentiation, adhesion and migration. All RTKs contain an extracellular ligand binding domain and a cytoplasmic protein tyrosine kinase domain. Ligand binding leads to the dimerization of RTKs, which triggers the activation of the cytoplasmic kinase and initiates downstream signal transduction pathways. RTKs can be
- 10 classified into distinct subfamilies based on their sequence similarity. The TAM subfamily consists of three RTKs including TYR03, AXL and MER (Graham et al, 2014, Nature reviews Cancer 14, 769-785; and Linger et al, 2008, Oncogene 32, 3420-3431). TAM kinases are characterized by an extracellular ligand binding domain consisting of two
- 15 immunoglobulin-like domains and two fibronectin type III domains. Two ligands, growth arrest specific 6 (GAS6) and protein S (ProS), have been identified for TAM kinases. GAS6 can bind to and activate all three TAM kinases, while ProS is a ligand for MER and TYR03 (Graham et al., 2014, Nature reviews Cancer 14, 769-785).

TAM kinases are over-expressed in many cancers and play important roles in tumor initiation and maintenance; therefore, TAM inhibition represents an attractive approach for targeting another class of oncogenic RTKs (Graham et al, 2014, Nature reviews Cancer 14, 769-785; and Linger et al, 2008, Oncogene 32, 3420-3431).

5 Axl was originally identified as a transforming gene from DNA of patients with chronic myelogenous leukemia (O'Bryan et al, 1991, Molecular and cellular biology 11, 5016-5031). GAS6 binds to Axl and induces subsequent auto-phosphorylation and activation of Axl tyrosine kinase. Axl activates several downstream signaling pathways including PI3K-Akt, Raf-MAPK, PLC-PKC (Feneyrolles et al, 2014, Molecular cancer therapeutics 13, 2141-2148; Linger et al, 2008, Oncogene 32, 3420-3431). AXL is over-expressed or
10 amplified in a variety of malignancies including lung cancer, prostate cancer, colon cancer, breast cancer, melanoma, and renal cell carcinoma (Linger et al., 2008, Oncogene 32, 3420-3431). Over-expression of AXL is correlated with poor prognosis (Linger et al., 2008, Oncogene 32, 3420-3431). As a result, AXL activation promotes cancer cell survival,
15 proliferation, angiogenesis, metastasis, and resistance to chemotherapy and targeted therapies. AXL knockdown or AXL antibody can inhibit the migration of breast cancer and NSCLC cancer *in vitro*, and blocked tumor growth in xenograft tumor models (Li et al, 2009, Oncogene 28, 3442-3455). In pancreatic cancer cells, inhibition of AXL decreased cell proliferation and survival (Koorstra et al, 2009, Cancer biology & therapy 8, 618-626). In
20 prostate cancer, AXL inhibition decreased cell migration, invasion, and proliferation (Tai et al., 2008, Oncogene 27, 4044-4055). In addition, AXL over-expression or amplification is a major mechanism for resistance to EGFR inhibitors by lung cancer cells, and AXL inhibition can reverse the resistance (Zhang et al, 2012, Nature genetics 44, 852-860).

Mer was originally identified as a phospho-protein from a lymphoblastoid expression
25 library (Graham et al, 1995, Oncogene 10, 2349-2359). Both GAS6 and ProS can bind to Mer and induce the phosphorylation and activation of Mer kinase (Lew et al., 2014. eLife, 3:e03385). Like Axl, Mer activation also conveys downstream signaling pathways including PI3K-Akt and Raf-MAPK (Linger et al, 2008, Oncogene 32, 3420-3431). MER is over-expressed in many cancers including multiple myeloma, gastric, prostate, breast, melanoma
30 and rhabdomyosarcoma (Linger et al, 2008, Oncogene 32, 3420-3431). MER knockdown inhibits multiple myeloma cell growth *in vitro* and in xenograft models (Waizenegger et al, 2014, Leukemia, 1-9). In acute myeloid leukemia, MER knockdown induced apoptosis,

decreased colony formation, and increased survival in a mouse model (Lee-Sherick et al., 2013, *Oncogene* 32, 5359-5368). MER inhibition increased apoptosis, decreased colony formation, increased chemo-sensitivity, and decreased tumor growth in NSCLC (Linger et al., 2013, *Oncogene* 32, 3420-3431). Similar effects are observed for MER knockdown in
5 melanoma (Schlegel et al., 2013) and glioblastoma (Wang et al, 2013, *Oncogene* 32, 872-882).

Tyro3 was originally identified through a PCR-based cloning study (Lai and Lemke, 1991, *Neuron* 6, 691-704). Both ligands, GAS6 and ProS, can bind to and activate Tyro3. TYR03 also plays a role in cancer growth and proliferation. TYR03 is over-expressed in
10 melanoma cells, and knockdown of TYR03 induces apoptosis in these cells (Demarest et al, 2013, *Biochemistry* 52, 3102-3118).

In addition to their role as transforming oncogenes, TAM kinases have emerged as potential immune-oncology targets. The durable clinical responses to immune checkpoint blockade observed in cancer patients clearly indicate that the immune system plays a critical
15 role in tumor initiation and maintenance. Genetic mutations from cancer cells can provide a diverse set of antigens that the immune cells can use to distinguish tumor cells from their normal counterpart. However, cancer cells have evolved multiple mechanisms to evade host immune surveillance. In fact, one hallmark of human cancer is its ability to avoid immune destruction. Cancer cells can induce an immune-suppressive microenvironment by
20 promoting the formation of M2 tumor associated macrophages, myeloid derived suppressor cells (MDSC), and regulatory T cells. Cancer cells can also produce high levels of immune checkpoint proteins such as PD-L1 to induce T cell anergy or exhaustion. It is now clear that tumors co-opt certain immune-checkpoint pathways as a major mechanism of immune resistance (Pardoll, 2012, *Cancer* 12, 252-264). Antagonizing these negative regulators of T-
25 cell function with antibodies has shown striking efficacy in clinical trials of a number of malignancies including advanced melanoma, non-small cell lung and bladder cancer. While these therapies have shown encouraging results, not all patients mount an anti-tumor response suggesting that other immune-suppressive pathways may also be important.

TAM kinases have been shown to function as checkpoints for immune activation in
30 the tumor milieu. All TAM kinases are expressed in NK cells, and TAM kinases inhibit the anti-tumor activity of NK cells. LDC1267, a small molecule TAM inhibitor, activates NK cells, and blocks metastasis in tumor models with different histologies (Paolino et al, 2014,

Nature 507, 508-512). In addition, MER kinase promotes the activity of tumor associated macrophages through the increased secretion of immune suppressive cytokines such as IL10 and IL4, and decreased production of immune activating cytokines such as IL12 (Cook et al, 2013, The Journal of clinical investigation 123, 3231-3242). MER inhibition has been shown to reverse this effect. As a result, MER knockout mice are resistant to PyVmT tumor formation (Cook et al, 2013, The Journal of clinical investigation 123, 3231-3242). The role of TAM kinases in the immune response is also supported by knockout mouse studies. TAM triple knockout mice (TKO) are viable. However, these mice displayed signs of autoimmune disease including enlarged spleen and lymph nodes, autoantibody production, swollen footpad and joints, skin lesions, and systemic lupus erythematosus (Lu and Lemke, 2001, Science 293, 306-311). This is consistent with the knockout phenotype for approved immune-oncology targets such as CTLA4 and PD-1. Both CTLA-4 and PD-1 knockout mice showed signs of autoimmune disease, and these mice die within a few weeks after birth (Chambers et al, 1997, Immunity 7, 885-895; and Nishimura et al., 2001, Science 291, 319-322).

TAM inhibition will have not only direct activity against neoplastic cells, but also activate the anti-cancer immune response. Thus TAM inhibitors represent an attractive approach for the treatment of cancer as single agents. In addition, TAM inhibitors may be combined with other targeted therapies, chemotherapies, radiation, or immunotherapeutic agents to achieve maximal efficacy in the clinic.

Methods of Use

Compounds of the present disclosure can modulate or inhibit the activity of TAM kinases. For example, the compounds of the disclosure can be used to inhibit activity of a TAM kinase in a cell or in an individual or patient in need of inhibition of the kinases by administering an inhibiting amount of a compound of the disclosure to the cell, individual, or patient.

In some embodiments, the compounds of the disclosure are selective for the TAM kinases over one or more of other kinases. In some embodiments, the compounds of the disclosure are selective for the TAM kinases over other kinases. In some embodiments, the selectivity is 2-fold or more, 3-fold or more, 5-fold or more, 10-fold or more, 25-fold or more, 50-fold or more, or 100-fold or more.

As TAM kinases inhibitors, the compounds of the disclosure are useful in the treatment of various diseases associated with abnormal expression or activity of the TAM kinases. Compounds which inhibit TAM kinases will be useful in providing a means of preventing the growth or inducing apoptosis in tumors, particularly by inhibiting angiogenesis. It is therefore anticipated that the compounds will prove useful in treating or preventing proliferative disorders such as cancers. In particular tumours with activating mutants of receptor tyrosine kinases or upregulation of receptor tyrosine kinases may be particularly sensitive to the inhibitors.

In certain embodiments, the disclosure provides a method for treating a disease or disorder mediated by TAM kinases in a patient in need thereof, comprising the step of administering to said patient a compound according to the invention, or a pharmaceutically acceptable composition thereof.

For example, the compounds of the disclosure are useful in the treatment of cancer. Example cancers include bladder cancer, breast cancer, cervical cancer, colorectal cancer, cancer of the small intestine, colon cancer, rectal cancer, cancer of the anus, endometrial cancer, gastric cancer, head and neck cancer (e.g., cancers of the larynx, hypopharynx, nasopharynx, oropharynx, lips, and mouth), kidney cancer, liver cancer (e.g., hepatocellular carcinoma, cholangiocellular carcinoma), lung cancer (e.g., adenocarcinoma, small cell lung cancer and non-small cell lung carcinomas, parvicellular and non-parvicellular carcinoma, bronchial carcinoma, bronchial adenoma, pleuropulmonary blastoma), ovarian cancer, prostate cancer, testicular cancer, uterine cancer, esophageal cancer, gall bladder cancer, pancreatic cancer (e.g. exocrine pancreatic carcinoma), stomach cancer, thyroid cancer, parathyroid cancer, skin cancer (e.g., squamous cell carcinoma, Kaposi sarcoma, Merkel cell skin cancer), and brain cancer (e.g., astrocytoma, medulloblastoma, ependymoma, neuro-ectodermal tumors, pineal tumors).

Further example cancers include hematopoietic malignancies such as leukemia or lymphoma, multiple myeloma, chronic lymphocytic lymphoma, adult T cell leukemia, B-cell lymphoma, cutaneous T-cell lymphoma, acute myelogenous leukemia, Hodgkin's or non-Hodgkin's lymphoma, myeloproliferative neoplasms (e.g., polycythemia vera, essential thrombocythemia, and primary myelofibrosis), Waldenstrom's Macroglobulinemia, hairy cell lymphoma, chronic myelogenic lymphoma, acute lymphoblastic lymphoma, AIDS-related lymphomas, and Burkitt's lymphoma.

Other cancers treatable with the compounds of the disclosure include tumors of the eye, glioblastoma, melanoma, rhabdosarcoma, lymphosarcoma, and osteosarcoma.

Compounds of the disclosure can also be useful in the inhibition of tumor metastasis.

In some embodiments, the present disclosure provides a method for treating
5 hepatocellular carcinoma in a patient in need thereof, comprising the step of administering to said patient a compound of Formula (I) or a compound as disclosed herein, or a pharmaceutically acceptable salt thereof, or a composition comprising a compound of Formula (I) or a compound as disclosed herein.

In some embodiments, the present disclosure provides a method for treating
10 Rhabdomyosarcoma, esophageal cancer, breast cancer, or cancer of a head or neck, in a patient in need thereof, comprising the step of administering to said patient a compound of Formula (I) or a compound as disclosed herein, or a pharmaceutically acceptable salt thereof, or a composition comprising a compound of Formula (I) or a compound as disclosed herein.

In some embodiments, the present disclosure provides a method of treating cancer,
15 wherein the cancer is selected from hepatocellular cancer, breast cancer, bladder cancer, colorectal cancer, melanoma, mesothelioma, lung cancer, prostate cancer, pancreatic cancer, testicular cancer, thyroid cancer, squamous cell carcinoma, glioblastoma, neuroblastoma, uterine cancer, and rhabdosarcoma.

In some embodiments, the present disclosure provides a method for inhibiting a TAM
20 kinase, comprising: contacting the TAM kinase with the compound of any one of Formulae described herein, or a pharmaceutically acceptable salt thereof.

In some embodiments, the present disclosure provides a method for treating cancer in a patient, comprising: administering to the patient a therapeutically effective amount of the compound of any one of Formulae described herein, or a pharmaceutically acceptable salt
25 thereof.

In some embodiments, the present disclosure provides a method for treating cancer, wherein the cancer is selected from hepatocellular cancer, bladder cancer, breast cancer, cervical cancer, colorectal cancer, endometrial cancer, gastric cancer, head and neck cancer, kidney cancer, liver cancer, lung cancer, ovarian cancer, prostate cancer, esophageal cancer, gall bladder cancer, pancreatic cancer, thyroid cancer, skin cancer, leukemia, multiple
30 myeloma, chronic lymphocytic lymphoma, adult T cell leukemia, B-cell lymphoma, acute myelogenous leukemia, Hodgkin's or non-Hodgkin's lymphoma, Waldenstrom's

Macroglobulinemia, hairy cell lymphoma, Burkett's lymphoma, glioblastoma, melanoma, and rhabdosarcoma.

In some embodiments, the present disclosure provides a method for treating cancer, wherein the cancer is lung cancer, prostate cancer, colon cancer, breast cancer, melanoma, 5 renal cell carcinoma, multiple myeloma, gastric cancer, or rhabdomyosarcoma.

Combination Therapy

One or more additional pharmaceutical agents or treatment methods such as, for example, anti-viral agents, chemotherapeutics or other anti-cancer agents, immune enhancers, 10 immunosuppressants, radiation, anti-tumor and anti-viral vaccines, cytokine therapy (e.g., IL2, GM-CSF, *etc.*), and/or tyrosine kinase inhibitors can be used in combination with the compounds of Formula (I) or a compound as described herein for treatment of TAM-associated diseases, disorders or conditions. The agents can be combined with the present compounds in a single dosage form, or the agents can be administered simultaneously or 15 sequentially as separate dosage forms.

Suitable antiviral agents contemplated for use in combination with the compounds of the present disclosure can comprise nucleoside and nucleotide reverse transcriptase inhibitors (NRTIs), non-nucleoside reverse transcriptase inhibitors (NNRTIs), protease inhibitors and other antiviral drugs.

20 Example suitable NRTIs include zidovudine (AZT); didanosine (ddl); zalcitabine (ddC); stavudine (d4T); lamivudine (3TC); abacavir (1592U89); adefovir dipivoxil [bis(POM)-PMEA]; lobucavir (BMS-180194); BCH-10652; emitricitabine [(-)-FTC]; beta-L-FD4 (also called beta-L-D4C and named beta-L-2', 3'-dicleoxy-5-fluoro-cytidene); DAPD, ((-)-beta-D-2,6,-diamino-purine dioxolane); and lodenosine (FddA). Typical suitable NNRTIs 25 include nevirapine (BI-RG-587); delaviradine (BHAP, U-90152); efavirenz (DMP-266); PNU-142721; AG-1549; MKC-442 (1-(ethoxy-methyl)-5-(1-methylethyl)-6-(phenylmethyl)-(2,4(IH,3H)-pyrimidinedione); and (+)-calanolide A (NSC-675451) and B. Typical suitable protease inhibitors include saquinavir (Ro 31-8959); ritonavir (ABT-538); indinavir (MK-639); nelfinavir (AG-1343); amprenavir (141W94); lasinavir (BMS-234475); DMP-450; 30 BMS-2322623; ABT-378; and AG-1 549. Other antiviral agents include hydroxyurea, ribavirin, IL-2, IL-12, pentafuside and Yissum Project No. 11607.

The TAM inhibitors of the application invention can be used in combination with one or more other kinase inhibitors for the treatment of diseases, such as cancer, that are impacted by multiple signaling pathways. For example, the compounds of the invention can be combined with one or more inhibitors of the following kinases for the treatment of cancer:

5 PIM, Pim1, Pim2, Pim3, IDO, Akt1, Akt2, Akt3, TGF- β R, PKA, PKG, PKC, CaM-kinase, phosphorylase kinase, MEKK, ERK, MAPK, mTOR, EGFR, HER2, HER3, HER4, INS-R, IGF-IR, IR-R, PDGFaR, PDGFbR, CSFIR, KIT, FLK-II, KDR/FLK-1, FLK-4, flt-1, FGFR, FGFR1, FGFR2, FGFR3, FGFR4, c-Met, Ron, Sea, TRKA, TRKB, TRKC, FLT3, VEGFR/Flt2, Flt4, EphA1, EphA2, EphA3, EphB2, EphB4, Tie2, Src, Fyn, Lck, Fgr, Btk, 10 Fak, SYK, FRK, JAK, ABL, ALK and B-Raf. Additionally, the TAM inhibitors of the invention can be combined with inhibitors of kinases associated with the PI3K/Akt/mTOR signaling pathway, such as PI3K, including POK γ , PBK δ , Akt (including Akt1, Akt2 and Akt3) and mTOR kinases.

The TAM inhibitors of the present application can be used in combination with one or 15 more other BET bromodomain inhibitors such as BRD2, BRD3, BRD4 and BRDT that are useful for the treatment of diseases, such as cancer.

The TAM inhibitors of the present application can further be used in combination with other methods of treating cancers, for example by chemotherapy, irradiation or surgery. The compounds can be administered in combination with one or more anti-cancer drugs, such 20 as a chemotherapeutics. Example chemotherapeutics include any of: abarelix, aldesleukin, alemtuzumab, alitretinoin, allopurinol, altretamine, anastrozole, arsenic trioxide, asparaginase, azacitidine, bevacizumab, bexarotene, bleomycin, bortezomib, bortezomib, busulfan intravenous, busulfan oral, calusterone, capecitabine, carboplatin, carmustine, cetuximab, chlorambucil, cisplatin, cladribine, clofarabine, cyclophosphamide, cytarabine, 25 dacarbazine, dactinomycin, dalteparin sodium, dasatinib, daunorubicin, decitabine, denileukin, denileukin diftitox, dexrazoxane, docetaxel, doxorubicin, dromostanolone propionate, eculizumab, epirubicin, erlotinib, estramustine, etoposide phosphate, etoposide, exemestane, fentanyl citrate, filgrastim, floxuridine, fludarabine, fluorouracil, fulvestrant, gefitinib, gemcitabine, gemtuzumab ozogamicin, goserelin acetate, histrelin acetate, 30 ibritumomab tiuxetan, idarubicin, ifosfamide, imatinib mesylate, interferon alfa 2a, irinotecan, lapatinib ditosylate, lenalidomide, letrozole, leucovorin, leuprolide acetate, levamisole, lomustine, meclorethamine, megestrol acetate, melphalan, mercaptopurine,

methotrexate, methoxsalen, mitomycin C, mitotane, mitoxantrone, nandrolone phenpropionate, nelarabine, nofetumomab, oxaliplatin, paclitaxel, pamidronate, panitumumab, pegaspargase, pegfilgrastim, pemetrexed disodium, pentostatin, pipobroman, plicamycin, procarbazine, quinacrine, rasburicase, rituximab, ruxolitinib, sorafenib, streptozocin, sunitinib, sunitinib maleate, tamoxifen, temozolomide, teniposide, testolactone, thalidomide, thioguanine, thiotepa, topotecan, toremifene, tositumomab, trastuzumab, tretinoin, uracil mustard, valrubicin, vinblastine, vincristine, vinorelbine, vorinostat and zoledronate.

Suitable agents for use in combination with the compounds of the present invention for the treatment of cancer include chemotherapeutic agents, targeted cancer therapies, immunotherapies or radiation therapy. Compounds of this invention may be effective in combination with anti-hormonal agents for treatment of breast cancer and other tumors. Suitable examples are anti-estrogen agents including but not limited to tamoxifen and toremifene, aromatase inhibitors including but not limited to letrozole, anastrozole, and exemestane, adrenocorticosteroids (e.g. prednisone), progestins (e.g. megestrol acetate), and estrogen receptor antagonists (e.g. fulvestrant). Suitable anti-hormone agents used for treatment of prostate and other cancers may also be combined with compounds of the present invention. These include anti-androgens including but not limited to flutamide, bicalutamide, and nilutamide, luteinizing hormone-releasing hormone (LHRH) analogs including leuprolide, goserelin, triptorelin, and histrelin, LHRH antagonists (e.g. degarelix), androgen receptor blockers (e.g. enzalutamide) and agents that inhibit androgen production (e.g. abiraterone).

Compounds of the present invention may be combined with or in sequence with other agents against membrane receptor kinases especially for patients who have developed primary or acquired resistance to the targeted therapy. These therapeutic agents include inhibitors or antibodies against EGFR, Her2, VEGFR, c-Met, Ret, IGFR1, PDGFR, FGFR1, FGFR2, FGFR3, FGFR4, TrkA, TrkB, TrkC, ROS, c-Kit, or Flt-3 and against cancer-associated fusion protein kinases such as Bcr-Abl and EML4-A1L. Inhibitors against EGFR include gefitinib and erlotinib, and inhibitors against EGFR/Her2 include but are not limited to dacomitinib, afatinib, lapatinib and neratinib. Antibodies against the EGFR include but are not limited to cetuximab, panitumumab and necitumumab. Inhibitors of c-Met may be used in combination with TAM inhibitors. These include onartumzumab, tivantinib, and INC-280.

Agents against FGFRs include but not limited to AZD4547, BAY1 187982, ARQ087, BGJ398, BIBF1120, TKI258, lucitanib, dovitinib, TAS-120, JNJ-42756493, and Debiol347. Agents against Trks include but not limited to LOXO-101, and RXDX-101. Agents against Abl (or Bcr-Abl) include imatinib, dasatinib, nilotinib, and ponatinib and those against Alk
5 (or EML4-ALK) include crizotinib.

Angiogenesis inhibitors may be efficacious in some tumors in combination with TAM inhibitors. These include antibodies against VEGF or VEGFR or kinase inhibitors of VEGFR. Antibodies or other therapeutic proteins against VEGF include bevacizumab and aflibercept. Inhibitors of VEGFR kinases and other anti-angiogenesis inhibitors include but
10 are not limited to sunitinib, sorafenib, axitinib, cediranib, pazopanib, regorafenib, brivanib, and vandetanib

Activation of intracellular signaling pathways is frequent in cancer, and agents targeting components of these pathways have been combined with receptor targeting agents to enhance efficacy and reduce resistance. Examples of agents that may be combined with
15 compounds of the present invention include inhibitors of the PI3K-AKT-mTOR pathway, inhibitors of the Raf-MAPK pathway, inhibitors of JAK-STAT pathway, inhibitors of Pirn kinases, and inhibitors of protein chaperones and cell cycle progression.

Agents against the PI3 kinase include but are not limited topilaralisib, idelalisib, buparlisib and IPI-549. In some embodiments, the PI3K inhibitor is selective for PI3K alpha,
20 PI3K beta, PI3K gamma or PI3K delta. Inhibitors of mTOR such as rapamycin, sirolimus, temsirolimus, and everolimus may be combined with TAM kinases inhibitors. Other suitable examples include but are not limited to vemurafenib and dabrafenib (Raf inhibitors) and trametinib, selumetinib and GDC-0973 (MEK inhibitors). Inhibitors of one or more JAKs (e.g., ruxolitinib, baricitinib, and tofacitinib), selective JAK1 inhibitors (e.g., INCB039110),
25 IDO inhibitors (e.g., INCB024360), PI3K5 inhibitors (e.g., INCB040093, INCB050465), sp90 (e.g., tanespimycin), cyclin dependent kinases (e.g., palbociclib), PARP (e.g., olaparib), and proteasomes (e.g., bortezomib, carfilzomib) can also be combined with compounds of the present invention. In some embodiments, the JAK inhibitor is selective for JAK1 over JAK2 and JAK3. Agents against Pirn kinases include but not limited to LGH447, INCB053914,
30 SGI- 1776.

Other suitable agents for use in combination with the compounds of the present invention include chemotherapy combinations such as platinum-based doublets used in lung

cancer and other solid tumors (cisplatin or carboplatin plus gemcitabine; cisplatin or carboplatin plus docetaxel; cisplatin or carboplatin plus paclitaxel; cisplatin or carboplatin plus pemetrexed) or gemcitabine plus paclitaxel bound particles (Abraxane®).

Suitable chemotherapeutic or other anti-cancer agents include, for example, alkylating agents (including, without limitation, nitrogen mustards, ethylenimine derivatives, alkyl sulfonates, nitrosoureas and triazenes) such as uracil mustard, chlormethine, cyclophosphamide (CytosanTM), ifosfamide, melphalan, chlorambucil, pipobroman, triethylene-melamine, triethylenethiophosphoramine, busulfan, carmustine, lomustine, streptozocin, dacarbazine, and temozolomide.

Other suitable agents for use in combination with the compounds of the present invention include: dacarbazine (DTIC), optionally, along with other chemotherapy drugs such as carmustine (BCNU) and cisplatin; the "Dartmouth regimen," which consists of DTIC, BCNU, cisplatin and tamoxifen; a combination of cisplatin, vinblastine, and DTIC; or temozolomide. Compounds according to the invention may also be combined with immunotherapy drugs, including cytokines such as interferon alpha, interleukin 2, and tumor necrosis factor (TNF) inhibitors.

Suitable chemotherapeutic or other anti-cancer agents include, for example, antimetabolites (including, without limitation, folic acid antagonists, pyrimidine analogs, purine analogs and adenosine deaminase inhibitors) such as methotrexate, 5-fluorouracil, floxuridine, cytarabine, 6-mercaptopurine, 6-thioguanine, fludarabine phosphate, pentostatine, and gemcitabine.

Suitable chemotherapeutic or other anti-cancer agents further include, for example, certain natural products and their derivatives (for example, vinca alkaloids, antitumor antibiotics, enzymes, lymphokines and epipodophyllotoxins) such as vinblastine, vincristine, vindesine, bleomycin, dactinomycin, daunorubicin, doxorubicin, epirubicin, idarubicin, ara-C, paclitaxel (TAXOLTM), mithramycin, deoxycoformycin, mitomycin-C, L-asparaginase, interferons (especially IFN- α), etoposide, and teniposide.

Other cytotoxic agents include navelbene, CPT-11, anastrozole, letrozole, capecitabine, reloxafine, cyclophosphamide, ifosamide, and droloxafine.

Also suitable are cytotoxic agents such as epidophyllotoxin; an antineoplastic enzyme; a topoisomerase inhibitor; procarbazine; mitoxantrone; platinum coordination complexes such as cis-platin and carboplatin; biological response modifiers; growth

inhibitors; antihormonal therapeutic agents; leucovorin; tegafur; and haematopoietic growth factors.

Other anti-cancer agent(s) include antibody therapeutics such as trastuzumab (Herceptin), antibodies to costimulatory molecules such as CTLA-4, 4-1BB, PD-1, and PD-L1 or antibodies to cytokines (IL-10, TGF- β , etc.).

Other anti-cancer agents include CSF1R inhibitors (PLX3397, LY3022855, etc.) and CSF1R antibodies (IMC-CS4, RG7155, etc.).

Other anti-cancer agents include BET inhibitors (INCB054329, OTX015, CPI-0610, etc.), LSD1 inhibitors (GSK2979552, INCB059872, etc), HDAC inhibitors (panobinostat, vorinostat, etc), DNA methyl transferase inhibitors (azacitidine and decitabine), and other epigenetic modulators.

Other anti-cancer agents include Bcl2 inhibitor ABT-199, and other Bcl-2 family protein inhibitors.

Other anti-cancer agents include TGF beta receptor kinase inhibitor such as LY2157299.

Other anti-cancer agents include BTK inhibitor such as ibrutinib.

Other anti-cancer agents include beta catenin pathway inhibitors, notch pathway inhibitors and hedgehog pathway inhibitors.

Other anti-cancer agents include inhibitors of kinases associated cell proliferative disorder. These kinases include but not limited to Aurora-A, CDK1, CDK2, CDK3, CDK5, CDK7, CDK8, CDK9, ephrin receptor kinases, CHK1, CHK2, SRC, Yes, Fyn, Lck, Fer, Fes, Syk, Itk, Bmx, GSK3, JNK, PAK1, PAK2, PAK3, PAK4, PDK1, PKA, PKC, Rsk and SGK.

Other anti-cancer agents also include those that block immune cell migration such as antagonists to chemokine receptors, including CCR2 and CCR4.

Other anti-cancer agents also include those that augment the immune system such as adjuvants or adoptive T cell transfer.

Anti-cancer vaccines include dendritic cells, synthetic peptides, DNA vaccines and recombinant viruses.

One or more additional immune checkpoint inhibitors can be used in combination with a compound as described herein for treatment of TAM-associated diseases, disorders or conditions. Exemplary immune checkpoint inhibitors include inhibitors against immune checkpoint molecules such as CD27, CD28, CD40, CD122, CD96, CD73, CD47, OX40,

GITR, CSF1R, JAK, PI3K delta, PI3K gamma, TAM, arginase, CD137 (also known as 4-1BB), ICOS, A2AR, B7-H3, B7-H4, BTLA, CTLA-4, LAG3, TIM3, VISTA, CD96, TIGIT, PD-1, PD-L1 and PD-L2. In some embodiments, the immune checkpoint molecule is a stimulatory checkpoint molecule selected from CD27, CD28, CD40, ICOS, OX40, GITR and CD137. In some embodiments, the immune checkpoint molecule is an inhibitory checkpoint molecule selected from A2AR, B7-H3, B7-H4, BTLA, CTLA-4, IDO, KIR, LAG3, PD-1, TIM3, CD96, TIGIT and VISTA. In some embodiments, the compounds provided herein can be used in combination with one or more agents selected from KIR inhibitors, TIGIT inhibitors, LAIR1 inhibitors, CD160 inhibitors, 2B4 inhibitors and TGFR beta inhibitors.

In some embodiments, the inhibitor of an immune checkpoint molecule is anti-PD1 antibody, anti-PD-L1 antibody, or anti-CTLA-4 antibody.

In some embodiments, the inhibitor of an immune checkpoint molecule is an inhibitor of PD-1, e.g., an anti-PD-1 monoclonal antibody. In some embodiments, the anti-PD-1 monoclonal antibody is nivolumab, pembrolizumab (also known as MK-3475), pidilizumab, SHR-1210, PDR001, or AMP-224. In some embodiments, the anti-PD-1 monoclonal antibody is nivolumab, pembrolizumab or PDR001. In some embodiments, the anti-PD1 antibody is pembrolizumab.

In some embodiments, the inhibitor of an immune checkpoint molecule is an inhibitor of PD-L1, e.g., an anti-PD-L1 monoclonal antibody. In some embodiments, the anti-PD-L1 monoclonal antibody is BMS-935559, MEDI4736, MPDL3280A (also known as RG7446), or MSB0010718C. In some embodiments, the anti-PD-L1 monoclonal antibody is MPDL3280A (atezolizumab) or MEDI4736 (durvalumab).

In some embodiments, the inhibitor of an immune checkpoint molecule is an inhibitor of CTLA-4, e.g., an anti-CTLA-4 antibody. In some embodiments, the anti-CTLA-4 antibody is ipilimumab or tremelimumab.

In some embodiments, the inhibitor of an immune checkpoint molecule is an inhibitor of LAG3, e.g., an anti-LAG3 antibody. In some embodiments, the anti-LAG3 antibody is BMS-986016 or LAG525.

In some embodiments, the inhibitor of an immune checkpoint molecule is an inhibitor of GITR, e.g., an anti-GITR antibody. In some embodiments, the anti-GITR antibody is TRX518, MK-4166, INCAGN01876 or MK-1248.

In some embodiments, the inhibitor of an immune checkpoint molecule is an inhibitor of OX40, e.g., an anti-OX40 antibody or OX40L fusion protein. In some embodiments, the anti-OX40 antibody is MEDI0562, INCAGN01949, GSK2831781, GSK-3174998, MOXR-0916, PF-045 18600 or LAG525. In some embodiments, the OX40L fusion protein is
5 MEDI6383.

Compounds of the present disclosure can be used in combination with one or more agents for the treatment of diseases such as cancer. In some embodiments, the agent is an alkylating agent, a proteasome inhibitor, a corticosteroid, or an immunomodulatory agent. Examples of an alkylating agent include cyclophosphamide (CY), melphalan (MEL), and
10 bendamustine. In some embodiments, the proteasome inhibitor is carfilzomib. In some embodiments, the corticosteroid is dexamethasone (DEX). In some embodiments, the immunomodulatory agent is lenalidomide (LEN) or pomalidomide (POM).

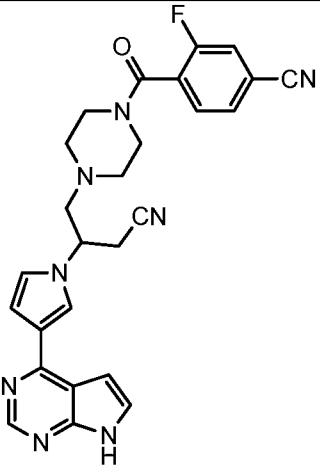
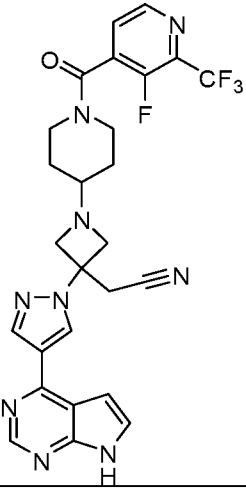
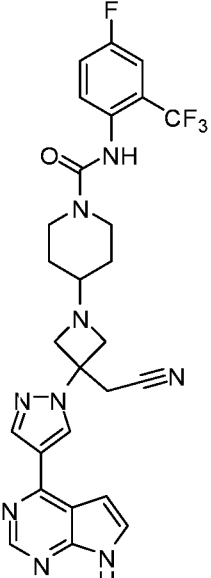
Methods for the safe and effective administration of most of these chemotherapeutic agents are known to those skilled in the art. In addition, their administration is described in
15 the standard literature. For example, the administration of many of the chemotherapeutic agents is described in the "Physicians' Desk Reference" (PDR, e.g., 1996 edition, Medical Economics Company, Montvale, NJ), the disclosure of which is incorporated herein by reference as if set forth in its entirety.

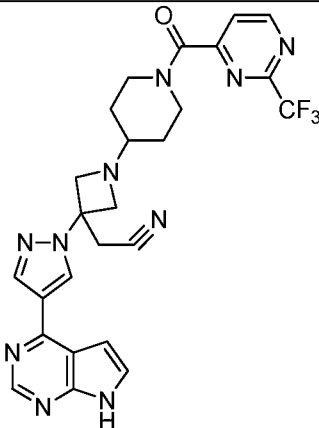
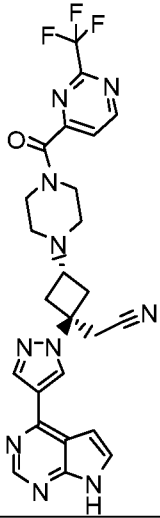
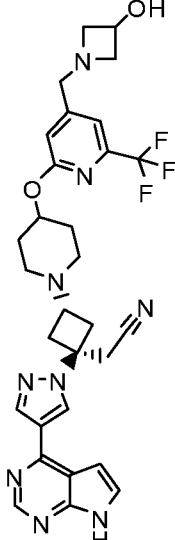
The compounds of the present application can be used in combination with a selective
20 JAK1 inhibitor. As used herein, a "selective JAK1 inhibitor" is an inhibitor of JAK1 which is selective for JAK1 over JAK2, JAK3 and TYK2. In some embodiments, the compounds or salts are about 10-fold more selective for JAK1 over JAK2. In some embodiments, the compounds or salts are about 10-fold, about 15-fold, or about 20-fold more selective for JAK1 over JAK2 as calculated by measuring IC₅₀ at 1 mM ATP (e.g., see Example A).

25 In some embodiments, the selective JAK1 inhibitor is a compound of Table A, or a pharmaceutically acceptable salt thereof. The compounds in Table A are selective JAK1 inhibitors (selective over JAK2, JAK3, and TYK2). The IC₅₀s obtained by the method of Assay A at 1 mM ATP as described in the US Patent Publications in Table A.

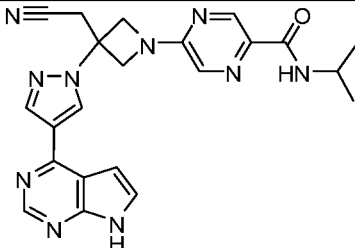
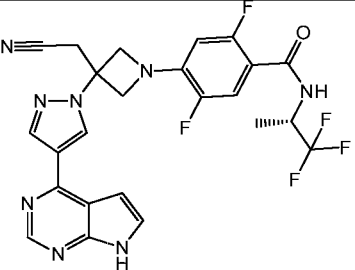
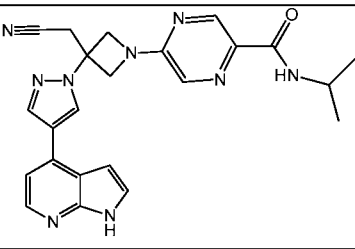
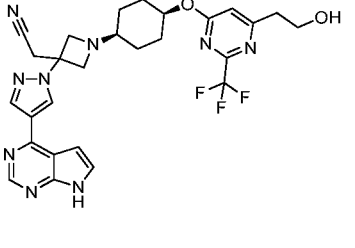
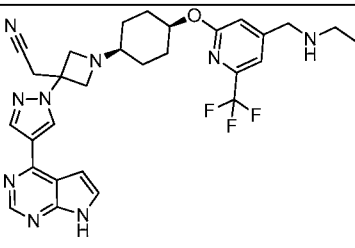
Table A

#	Source	Name	Structure	JAK1 IC ₅₀ (nM)	JAK2/ JAK1
1	US 2014/ 0121198	((2R,5S)-5-{2-[(1R)-1-hydroxyethyl]-1H-imidazo[4,5-d]thieno[3,2-b]pyridin-1-yl}tetrahydro-2H-pyran-2-yl)acetonitrile		++	>10
2	US 2014/ 0121198	4-[3-(cyanomethyl)-3-(3',5'-dimethyl-1H,1'H-4,4'-bipyrazol-1-yl)azetidin-1-yl]-2,5-difluoro-N-[(1S)-2,2,2-trifluoro-1-methylethyl]benzamide		+++	>10
3	US 2010/ 0298334 (Example 2) ^a	3-[1-(6-chloropyridin-2-yl)pyrrolidin-3-yl]-3-[4-(7H-pyrrolo[2,3-d]pyrimidin-4-yl)-1H-pyrazol-1-yl]propanenitrile		+	>10
4	US 2010/ 0298334 (Example 13c)	3-(1-[1,3]oxazolo[5,4-b]pyridin-2-ylpyrrolidin-3-yl)-3-[4-(7H-pyrrolo[2,3-d]pyrimidin-4-yl)-1H-pyrazol-1-yl]propanenitrile		+	>10
5	US 2011/ 0059951 (Example 12)	4-[(4-{3-cyano-2-[4-(7H-pyrrolo[2,3-d]pyrimidin-4-yl)-1H-pyrazol-1-yl]propyl}piperazin-1-yl)carbonyl]-3-fluorobenzonitrile		+	>10

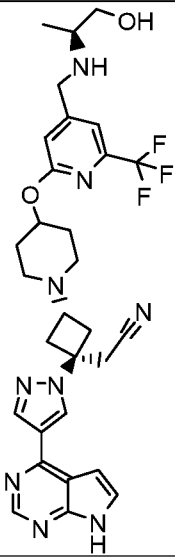
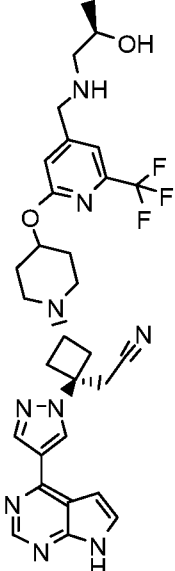
#	Source	Name	Structure	JAK1 IC ₅₀ (nM)	JAK2/ JAK1
6	US 2011/ 0059951 (Example 13)	4-[(4-{3-cyano-2-[3-(7H-pyrrolo[2,3-d]pyrimidin-4-yl)-1H-pyrrol-1-yl]propyl}piperazin-1-yl)carbonyl]-3-fluorobenzonitrile		+	>10
7	US 2011/ 0224190 (Example 1)	{1-{1-[3-Fluoro-2-(trifluoromethyl)isonicotinoyl]piperidin-4-yl}-3-[4-(7H-pyrrolo[2,3-d]pyrimidin-4-yl)-1H-pyrazol-1-yl]azetidin-3-yl} acetonitrile		+	>10
8	US 2011/ 0224190 (Example 154)	4-{3-(Cyanomethyl)-3-[4-(7H-pyrrolo[2,3-d]pyrimidin-4-yl)-1H-pyrazol-1-yl]azetidin-1-yl}-N-[4-fluoro-2-(trifluoromethyl)phenyl]piperidine-1-carboxamide		+	>10

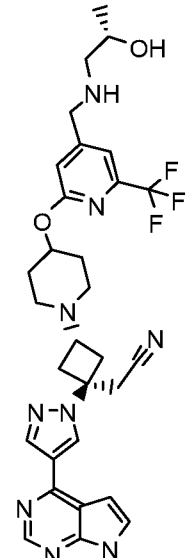
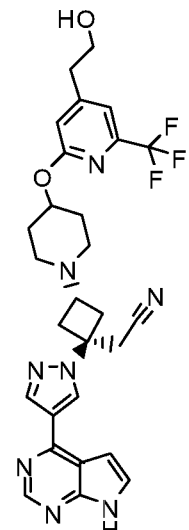
#	Source	Name	Structure	JAK1 IC ₅₀ (nM)	JAK2/ JAK1
9	US 2011/ 0224190 (Example 85)	[3-[4-(7H-pyrrolo[2,3-d]pyrimidin-4-yl)-1H-pyrazol-1-yl]-1-(1-{[2-(trifluoromethyl)pyrimidin-4-yl]carbonyl}piperidin-4-yl)azetidin-3-yl]acetonitrile		+	>10
10	US 2012/ 0149681 (Example 7b)	[<i>trans</i> -1-[4-(7H-pyrrolo[2,3-d]pyrimidin-4-yl)-1H-pyrazol-1-yl]-3-(4-{[2-(trifluoromethyl)pyrimidin-4-yl]carbonyl}piperazin-1-yl)cyclobutyl]acetonitrile		+	>10
11	US 2012/ 0149681 (Example 157)	{ <i>trans</i> -3-(4-{[4-[(3-hydroxyazetidin-1-yl)methyl]-6-(trifluoromethyl)pyridin-2-yl]oxy}piperidin-1-yl)-1-[4-(7H-pyrrolo[2,3-d]pyrimidin-4-yl)-1H-pyrazol-1-yl]cyclobutyl}acetonitrile		+	>10

#	Source	Name	Structure	JAK1 IC ₅₀ (nM)	JAK2/ JAK1
12	US 2012/ 0149681 (Example 161)	{ <i>trans</i> -3-(4-{[4- {[(2 <i>S</i>)-2- (hydroxymethyl)pyrrolidin-1-yl]methyl}- 6-(trifluoromethyl)pyridin-2- yl]oxy}piperidin-1- yl)-1-[4-(7H- pyrrolo[2,3- d]pyrimidin-4-yl)- 1H-pyrazol-1- yl]cyclobutyl} acetoni- trile		+	>10
13	US 2012/ 0149681 (Example 162)	{ <i>trans</i> -3-(4-{[4- {[(2 <i>R</i>)-2- (hydroxymethyl)pyrrolidin-1-yl]methyl}- 6-(trifluoromethyl)pyridin-2- yl]oxy}piperidin-1- yl)-1-[4-(7H- pyrrolo[2,3- d]pyrimidin-4-yl)- 1H-pyrazol-1- yl]cyclobutyl} acetoni- trile		+	>10
14	US 2012/ 0149682 (Example 20) ^b	4-(4-{3- [(dimethylamino)met hyl]-5- fluorophenoxy}piperi- din-1-yl)-3-[4-(7H- pyrrolo[2,3- d]pyrimidin-4-yl)- 1H-pyrazol-1- yl]butanenitrile		+	>10

#	Source	Name	Structure	JAK1 IC ₅₀ (nM)	JAK2/ JAK1
15	US 2013/ 0018034 (Example 18)	5-{3-(cyanomethyl)- 3-[4-(7H-pyrrolo[2,3- d]pyrimidin-4-yl)- 1H-pyrazol-1- yl]azetidin-1-yl}-N- isopropylpyrazine-2- carboxamide		+	>10
16	US 2013/ 0018034 (Example 28)	4-{3-(cyanomethyl)- 3-[4-(7H-pyrrolo[2,3- d]pyrimidin-4-yl)- 1H-pyrazol-1- yl]azetidin-1-yl}-2,5- difluoro-N-[(1S)- 2,2,2-trifluoro-1- methylethyl]benzami de		+	>10
17	US 2013/ 0018034 (Example 34)	5-{3-(cyanomethyl)- 3-[4-(1H-pyrrolo[2,3- b]pyridin-4-yl)-1H- pyrazol-1-yl]azetidin- 1-yl}-N- isopropylpyrazine-2- carboxamide		+	>10
18	US 2013/ 0045963 (Example 45)	{1-(<i>cis</i> -4-{[6-(2- hydroxyethyl)-2- (trifluoromethyl)pyri midin-4- yl]oxy}cyclohexyl)- 3-[4-(7H-pyrrolo[2,3- d]pyrimidin-4-yl)- 1H-pyrazol-1- yl]azetidin-3- yl} acetonitrile		+	>10
19	US 2013/ 0045963 (Example 65)	{1-(<i>cis</i> -4-{[4- [(ethylamino)methyl] -6- (trifluoromethyl)pyri din-2- yl]oxy}cyclohexyl)- 3-[4-(7H-pyrrolo[2,3- d]pyrimidin-4-yl)- 1H-pyrazol-1- yl]azetidin-3- yl} acetonitrile		+	>10

#	Source	Name	Structure	JAK1 IC ₅₀ (nM)	JAK2/ JAK1
20	US 2013/ 0045963 (Example 69)	{1-(<i>cis</i> -4-{[4-(1-hydroxy-1-methylethyl)-6-(trifluoromethyl)pyridin-2-yl]oxy}cyclohexyl)-3-[4-(7H-pyrrolo[2,3-d]pyrimidin-4-yl)-1H-pyrazol-1-yl]azetidin-3-yl} acetonitrile		+	>10
21	US 2013/ 0045963 (Example 95)	{1-(<i>cis</i> -4-{[4-{[(3R)-3-hydroxypyrrolidin-1-yl]methyl}-6-(trifluoromethyl)pyridin-2-yl]oxy}cyclohexyl)-3-[4-(7H-pyrrolo[2,3-d]pyrimidin-4-yl)-1H-pyrazol-1-yl]azetidin-3-yl} acetonitrile		+	>10
22	US 2013/ 0045963 (Example 95)	{1-(<i>cis</i> -4-{[4-{[(3S)-3-hydroxypyrrolidin-1-yl]methyl}-6-(trifluoromethyl)pyridin-2-yl]oxy}cyclohexyl)-3-[4-(7H-pyrrolo[2,3-d]pyrimidin-4-yl)-1H-pyrazol-1-yl]azetidin-3-yl} acetonitrile		+	>10

#	Source	Name	Structure	JAK1 IC ₅₀ (nM)	JAK2/ JAK1
23	US 2014/ 0005166 (Example 1)	{ <i>trans</i> -3-(4-{[4- ({(1 <i>S</i>)-2-hydroxy-1- methylethyl]amino} methyl)-6- (trifluoromethyl)pyri- din-2- yl]oxy} piperidin-1- yl)-1-[4-(7H- pyrrolo[2,3- d]pyrimidin-4-yl)- 1H-pyrazol-1- yl]cyclobutyl} acetoni- trile		+	>10
24	US 2014/ 0005166 (Example 14)	{ <i>trans</i> -3-(4-{[4- ({(2 <i>R</i>)-2- hydroxypropyl]amino } methyl)-6- (trifluoromethyl)pyri- din-2- yl]oxy} piperidin-1- yl)-1-[4-(7H- pyrrolo[2,3- d]pyrimidin-4-yl)- 1H-pyrazol-1- yl]cyclobutyl} acetoni- trile		+	>10

#	Source	Name	Structure	JAK1 IC ₅₀ (nM)	JAK2/ JAK1
25	US 2014/ 0005166 (Example 15)	{ <i>trans</i> -3-(4-{[4- ({(2 <i>S</i>)-2- hydroxypropyl]amino }methyl)-6- (trifluoromethyl)pyri din-2- yl]oxy} piperidin-1- yl)-1-[4-(7H- pyrrolo[2,3- d]pyrimidin-4-yl)- 1H-pyrazol-1- yl]cyclobutyl} acetoni trile		+	>10
26	US 2014/ 0005166 (Example 20)	{ <i>trans</i> -3-(4-{[4-(2- hydroxyethyl)-6- (trifluoromethyl)pyri din-2- yl]oxy} piperidin-1- yl)-1-[4-(7H- pyrrolo[2,3- d]pyrimidin-4-yl)- 1H-pyrazol-1- yl]cyclobutyl} acetoni trile		+	>10

+ means <10 nM (see Example A for assay conditions)

++ means ≤ 100 nM (see Example A for assay conditions)

+++ means ≤ 300 nM (see Example A for assay conditions)

^aData for enantiomer 1

5 ^bData for enantiomer 2

The compounds of the present application can be used in combination with a PI3K5 inhibitor. In some embodiments, the PI3K5 inhibitor is selective. By "selective" is meant that the compound binds to or inhibits a kinase with greater affinity or potency, respectively, compared to at least one other kinase. In some embodiments, the PI3K5 inhibitors are

selective inhibitors of PI3K5 (*e.g.*, over POK α , PBK β and POK γ). In some embodiments, selectivity can be at least about 2-fold, 5-fold, 10-fold, at least about 20-fold, at least about 50-fold, at least about 100-fold, at least about 200-fold, at least about 500-fold or at least about 1000-fold. Selectivity can be measured by methods routine in the art. In some

5 embodiments, selectivity can be tested at the K_m ATP concentration of each enzyme. In some

embodiments, the selectivity of compounds described herein can be determined by cellular assays associated with particular PI3K kinase activity.

In some embodiments, the inhibitor of PI3K5 is a compound shown in Table B. The compounds of Table B have been tested in the enzyme assays in the patent publications in

10 Table B and shown to be inhibitors of PI3K5 with the IC₅₀s shown below.

Table B

#	Prep.	Name	Structure	PI3K δ IC ₅₀ (nM)
27	US 2011/0015212 (Example 10)	7-(1-(9H-purin-6-ylamino)ethyl)-6-(3-fluorophenyl)-3-methyl-5H-thiazolo[3,2-a]pyrimidin-5-one		+
28	US 2011/0015212 (Example 15)	(S)-7-(1-(9H-purin-6-ylamino)ethyl)-6-(3-fluorophenyl)-3-methyl-5H-thiazolo[3,2-a]pyrimidin-5-one		+

#	Prep.	Name	Structure	PI3K δ IC ₅₀ (nM)
29	US 2013/ 0059835 (Example 269)	4-[1-(4-amino-3-methyl-1H-pyrazolo[3,4-d]pyrimidin-1-yl)ethyl]-6-chloro-2-{1-[(2S)-2-hydroxypropyl]azetidin-3-yl}-3-methoxybenzonitrile		+
30	US 2013/ 0059835 (Example 268)	4-[1-(4-amino-3-methyl-1H-pyrazolo[3,4-d]pyrimidin-1-yl)ethyl]-6-chloro-2-[1-(2-hydroxyethyl)azetidin-3-yl]-3-methoxybenzonitrile		+
31	US 2013/ 0059835 (Example 314)	5-{3-[1-(4-amino-3-methyl-1H-pyrazolo[3,4-d]pyrimidin-1-yl)ethyl]-6-cyano-2-ethoxy-5-methylphenyl}-N,N-dimethylpyridine-2-carboxamide		+

#	Prep.	Name	Structure	PI3Kδ IC ₅₀ (nM)
32a, 32b, 32c, 32d	US 2013/ 0059835 (Example 345- 348 (four diastereomers)) Compound 32a, 32b, 32c, and 32d are Examples 345, 346, 347, and 348 respectively	4-{3-[1-(4-amino-3-methyl-1H-pyrazolo[3,4-d]pyrimidin-1-yl)ethyl]-5-chloro-2-ethoxy-6-fluorophenyl}pyrrolidin-2-one		32a (++), 32b (+) 32c (+) 32d (++)
33	US 2011/0183985 (Example 17- single enantiomer)	N-{1-[5-chloro-8-(3-fluorophenyl)cinnolin-7-yl]ethyl}-9H-purin-6-amine		+
34	US 2012/ 0157430	4-chloro-3'-fluoro-3-methyl-6-[1-(9H-purin-6-ylamino)ethyl]biphenyl-2-carbonitrile		+++

+ means <50 nM

++ means 50 nM to 200 nM

+++ means 50 nM to 100 nM

5 In some embodiments, the inhibitor of PI3K5 is selected from:

(S)-4-(3-((S)-1-(4-amino-3-methyl-1H-pyrazolo[3,4-d]pyrimidin-1-yl)ethyl)-5-chloro-2-ethoxy-6-fluorophenyl)pyrrolidin-2-one;

(R)-4-(3-((S)-1-(4-amino-3-methyl-1H-pyrazolo[3,4-d]pyrimidin-1-yl)ethyl)-5-chloro-2-ethoxy-6-fluorophenyl)pyrrolidin-2-one;

10 (S)-4-(3-((R)-1-(4-amino-3-methyl-1H-pyrazolo[3,4-d]pyrimidin-1-yl)ethyl)-5-chloro-2-ethoxy-6-fluorophenyl)pyrrolidin-2-one;

(R)-4-(3-((R)-1-(4-amino-3-methyl-1H-pyrazolo[3,4-d]pyrimidin-1-yl)ethyl)-5-chloro-2-ethoxy-6-fluorophenyl)pyrrolidin-2-one;

N-((1S)-1-[5-chloro-8-(3-fluorophenyl)cinnolin-7-yl]ethyl)-9H-purin-6-amine;
and pharmaceutically acceptable salts of any of the aforementioned.

In some embodiments, the inhibitor of PI3K5 is (S)-7-(1-(9H-purin-6-ylamino)ethyl)-6-(3-fluorophenyl)-3-methyl-5H-thiazolo[3,2-a]pyrimidin-5-one, or a pharmaceutically acceptable salt thereof.

In some embodiments, the inhibitor of PI3K5 is 4-[1-(4-amino-3-methyl-1H-pyrazolo[3,4-d]pyrimidin-1-yl)ethyl]-6-chloro-2-{1-[(2S)-2-hydroxypropyl]azetidin-3-yl}-3-methoxybenzonitrile, or a pharmaceutically acceptable salt thereof

In some embodiments, the inhibitor of PI3K5 is 4-[1-(4-amino-3-methyl-1H-pyrazolo[3,4-d]pyrimidin-1-yl)ethyl]-6-chloro-2-[1-(2-hydroxyethyl)azetidin-3-yl]-3-methoxybenzonitrile, or a pharmaceutically acceptable salt thereof

In some embodiments, the inhibitor of PI3K5 is 5-{3-[1-(4-amino-3-methyl-1H-pyrazolo[3,4-d]pyrimidin-1-yl)ethyl]-6-cyano-2-ethoxy-5-methylphenyl}-N,N-dimethylpyridine-2-carboxamide, or a pharmaceutically acceptable salt thereof

In some embodiments, the inhibitor of PI3K5 is selected from:

4-[(R)-1-(4-amino-3-methyl-1H-pyrazolo[3,4-d]pyrimidin-1-yl)ethyl]-6-chloro-2-{1-[(2S)-2-hydroxypropyl]azetidin-3-yl}-3-methoxybenzonitrile;

4-[1-(R)-(4-amino-3-methyl-1H-pyrazolo[3,4-d]pyrimidin-1-yl)ethyl]-6-chloro-2-[1-(2-hydroxyethyl)azetidin-3-yl]-3-methoxybenzonitrile;

5-{3-[1-(R)-(4-amino-3-methyl-1H-pyrazolo[3,4-d]pyrimidin-1-yl)ethyl]-6-cyano-2-ethoxy-5-methylphenyl}-N,N-dimethylpyridine-2-carboxamide;

4-[(S)-1-(4-amino-3-methyl-1H-pyrazolo[3,4-d]pyrimidin-1-yl)ethyl]-6-chloro-2-{1-[(2S)-2-hydroxypropyl]azetidin-3-yl}-3-methoxybenzonitrile;

4-[1-(S)-(4-amino-3-methyl-1H-pyrazolo[3,4-d]pyrimidin-1-yl)ethyl]-6-chloro-2-[1-(2-hydroxyethyl)azetidin-3-yl]-3-methoxybenzonitrile;

5-{3-[1-(S)-(4-amino-3-methyl-1H-pyrazolo[3,4-d]pyrimidin-1-yl)ethyl]-6-cyano-2-ethoxy-5-methylphenyl}-N,N-dimethylpyridine-2-carboxamide;

and pharmaceutically acceptable salts of any of the aforementioned.

Pharmaceutical Formulations and Dosage Forms

When employed as pharmaceuticals, the compounds of the invention can be administered in the form of pharmaceutical compositions which refers to a combination of a

compound of the invention, or its pharmaceutically acceptable salt, and at least one pharmaceutically acceptable carrier. These compositions can be prepared in a manner well known in the pharmaceutical art, and can be administered by a variety of routes, depending upon whether local or systemic treatment is desired and upon the area to be treated.

5 Administration may be topical (including ophthalmic and to mucous membranes including intranasal, vaginal and rectal delivery), pulmonary (*e.g.*, by inhalation or insufflation of powders or aerosols, including by nebulizer; intratracheal, intranasal, epidermal and transdermal), ocular, oral or parenteral. Methods for ocular delivery can include topical administration (eye drops), subconjunctival, periocular or intravitreal injection or
10 introduction by balloon catheter or ophthalmic inserts surgically placed in the conjunctival sac. Parenteral administration includes intravenous, intraarterial, subcutaneous, intraperitoneal, or intramuscular injection or infusion; or intracranial, *e.g.*, intrathecal or intraventricular, administration. Parenteral administration can be in the form of a single bolus dose, or may be, for example, by a continuous perfusion pump. Pharmaceutical compositions
15 and formulations for topical administration may include transdermal patches, ointments, lotions, creams, gels, drops, suppositories, sprays, liquids and powders. Conventional pharmaceutical carriers, aqueous, powder or oily bases, thickeners and the like may be necessary or desirable.

This invention also includes pharmaceutical compositions which contain, as the active
20 ingredient, one or more of the compounds of the invention above in combination with one or more pharmaceutically acceptable carriers. In making the compositions of the invention, the active ingredient is typically mixed with an excipient, diluted by an excipient or enclosed within such a carrier in the form of, for example, a capsule, sachet, paper, or other container. When the excipient serves as a diluent, it can be a solid, semi-solid, or liquid material, which
25 acts as a vehicle, carrier or medium for the active ingredient. Thus, the compositions can be in the form of tablets, pills, powders, lozenges, sachets, cachets, elixirs, suspensions, emulsions, solutions, syrups, aerosols (as a solid or in a liquid medium), ointments containing, for example, up to 10 % by weight of the active compound, soft and hard gelatin capsules, suppositories, sterile injectable solutions, and sterile packaged powders.

30 In preparing a formulation, the active compound can be milled to provide the appropriate particle size prior to combining with the other ingredients. If the active compound is substantially insoluble, it can be milled to a particle size of less than 200 mesh. If the active

compound is substantially water soluble, the particle size can be adjusted by milling to provide a substantially uniform distribution in the formulation, e.g. about 40 mesh.

The Some examples of suitable excipients include lactose, dextrose, sucrose, sorbitol, mannitol, starches, gum acacia, calcium phosphate, alginates, tragacanth, gelatin, calcium
5 silicate, microcrystalline cellulose, polyvinylpyrrolidone, cellulose, water, syrup, and methyl cellulose. The formulations can additionally include: lubricating agents such as talc, magnesium stearate, and mineral oil; wetting agents; emulsifying and suspending agents; preserving agents such as methyl- and propylhydroxy-benzoates; sweetening agents; and
10 flavoring agents. The compositions of the invention can be formulated so as to provide quick, sustained or delayed release of the active ingredient after administration to the patient by employing procedures known in the art.

The compositions can be formulated in a unit dosage form, each dosage containing from about 5 to about 100 mg, more usually about 10 to about 30 mg, of the active
ingredient. The term "unit dosage forms" refers to physically discrete units suitable as unitary
15 dosages for human subjects and other mammals, each unit containing a predetermined quantity of active material calculated to produce the desired therapeutic effect, in association with a suitable pharmaceutical excipient.

The active compound can be effective over a wide dosage range and is generally administered in a pharmaceutically effective amount. It will be understood, however, that the
20 amount of the compound actually administered will usually be determined by a physician, according to the relevant circumstances, including the condition to be treated, the chosen route of administration, the actual compound administered, the age, weight, and response of the individual patient, the severity of the patient's symptoms, and the like.

For preparing solid compositions such as tablets, the principal active ingredient is
25 mixed with a pharmaceutical excipient to form a solid pre-formulation composition containing a homogeneous mixture of a compound of the present invention. When referring to these pre-formulation compositions as homogeneous, the active ingredient is typically dispersed evenly throughout the composition so that the composition can be readily subdivided into equally effective unit dosage forms such as tablets, pills and capsules. This
30 solid pre-formulation is then subdivided into unit dosage forms of the type described above containing from, for example, 0.1 to about 500 mg of the active ingredient of the present invention.

The tablets or pills of the present invention can be coated or otherwise compounded to provide a dosage form affording the advantage of prolonged action. For example, the tablet or pill can comprise an inner dosage and an outer dosage component, the latter being in the form of an envelope over the former. The two components can be separated by an enteric layer
5 which serves to resist disintegration in the stomach and permit the inner component to pass intact into the duodenum or to be delayed in release. A variety of materials can be used for such enteric layers or coatings, such materials including a number of polymeric acids and mixtures of polymeric acids with such materials as shellac, cetyl alcohol, and cellulose acetate.

10 The liquid forms in which the compounds and compositions of the present invention can be incorporated for administration orally or by injection include aqueous solutions, suitably flavored syrups, aqueous or oil suspensions, and flavored emulsions with edible oils such as cottonseed oil, sesame oil, coconut oil, or peanut oil, as well as elixirs and similar pharmaceutical vehicles.

15 The Compositions for inhalation or insufflation include solutions and suspensions in pharmaceutically acceptable, aqueous or organic solvents, or mixtures thereof, and powders. The liquid or solid compositions may contain suitable pharmaceutically acceptable excipients as described supra. In some embodiments, the compositions are administered by the oral or nasal respiratory route for local or systemic effect. Compositions in can be nebulized by use
20 of inert gases. Nebulized solutions may be breathed directly from the nebulizing device or the nebulizing device can be attached to a face masks tent, or intermittent positive pressure breathing machine. Solution, suspension, or powder compositions can be administered orally or nasally from devices which deliver the formulation in an appropriate manner.

The amount of compound or composition administered to a patient will vary
25 depending upon what is being administered, the purpose of the administration, such as prophylaxis or therapy, the state of the patient, the manner of administration, and the like. In therapeutic applications, compositions can be administered to a patient already suffering from a disease in an amount sufficient to cure or at least partially arrest the symptoms of the disease and its complications. Effective doses will depend on the disease condition being
30 treated as well as by the judgment of the attending clinician depending upon factors such as the severity of the disease, the age, weight and general condition of the patient, and the like.

The compositions administered to a patient can be in the form of pharmaceutical compositions described above. These compositions can be sterilized by conventional sterilization techniques, or may be sterile filtered. Aqueous solutions can be packaged for use as is, or lyophilized, the lyophilized preparation being combined with a sterile aqueous carrier prior to administration. The pH of the compound preparations typically will be between 3 and 11, more preferably from 5 to 9 and most preferably from 7 to 8. It will be understood that use of certain of the foregoing excipients, carriers, or stabilizers will result in the formation of pharmaceutical salts.

The therapeutic dosage of the compounds of the present invention can vary according to, for example, the particular use for which the treatment is made, the manner of administration of the compound, the health and condition of the patient, and the judgment of the prescribing physician. The proportion or concentration of a compound of the invention in a pharmaceutical composition can vary depending upon a number of factors including dosage, chemical characteristics (e.g., hydrophobicity), and the route of administration. For example, the compounds of the invention can be provided in an aqueous physiological buffer solution containing about 0.1 to about 10% w/v of the compound for parenteral administration. Some typical dose ranges are from about 1 µg/kg to about 1 g/kg of body weight per day. In some embodiments, the dose range is from about 0.01 mg/kg to about 100 mg/kg of body weight per day. The dosage is likely to depend on such variables as the type and extent of progression of the disease or disorder, the overall health status of the particular patient, the relative biological efficacy of the compound selected, formulation of the excipient, and its route of administration. Effective doses can be extrapolated from dose-response curves derived from *in vitro* or animal model test systems.

The compounds of the invention can also be formulated in combination with one or more additional active ingredients which can include any pharmaceutical agent such as anti-viral agents, vaccines, antibodies, immune enhancers, immune suppressants, anti-inflammatory agents and the like.

Labeled Compounds and Assay Methods

Another aspect of the present invention relates to fluorescent dye, spin label, heavy metal or radio-labeled compounds of the invention that would be useful not only in imaging but also in assays, both *in vitro* and *in vivo*, for localizing and quantitating the TAM kinases

in tissue samples, including human, and for identifying TAM kinases ligands by inhibition binding of a labeled compound. Accordingly, the present invention includes TAM kinases assays that contain such labeled compounds.

The present invention further includes isotopically-labeled compounds of the invention. An "isotopically" or "radio-labeled" compound is a compound of the invention where one or more atoms are replaced or substituted by an atom having an atomic mass or mass number different from the atomic mass or mass number typically found in nature (i.e., naturally occurring). Suitable radionuclides that may be incorporated in compounds of the present invention include but are not limited to ^2H (also written as D for deuterium), ^3H (also written as T for tritium), ^{11}C , ^{13}C , ^{14}C , ^{13}N , ^{15}N , ^{15}O , ^{17}O , ^{18}O , ^{18}F , ^{35}S , ^{36}Cl , ^{82}Br , ^{75}Br , ^{76}Br , ^{77}Br , ^{123}I , ^{124}I , ^{125}I and ^{131}I . The radionuclide that is incorporated in the instant radio-labeled compounds will depend on the specific application of that radio-labeled compound. For example, for *in vitro* TAM kinases labeling and competition assays, compounds that incorporate ^3H , ^{14}C , ^{82}Br , ^{125}I , ^{131}I , or ^{35}S will generally be most useful. For radio-imaging applications ^{11}C , ^{18}F , ^{125}I , ^{123}I , ^{124}I , ^{131}I , ^{75}Br , ^{76}Br or ^{77}Br will generally be most useful.

It is understood that a "radio-labeled " or "labeled compound" is a compound that has incorporated at least one radionuclide. In some embodiments the radionuclide is selected from the group consisting of ^3H , ^{14}C , ^{125}I , ^{35}S and ^{82}Br .

Synthetic methods for incorporating radio-isotopes into organic compounds are applicable to compounds of the invention and are well known in the art.

A radio-labeled compound of the invention can be used in a screening assay to identify/evaluate compounds. In general terms, a newly synthesized or identified compound (i.e., test compound) can be evaluated for its ability to reduce binding of the radio-labeled compound of the invention to the TAM kinases. Accordingly, the ability of a test compound to compete with the radio-labeled compound for binding to the TAM kinases directly correlates to its binding affinity.

Kits

The present invention also includes pharmaceutical kits useful, for example, in the treatment or prevention of TAM-associated diseases or disorders, obesity, diabetes and other diseases referred to herein which include one or more containers containing a pharmaceutical composition comprising a therapeutically effective amount of a compound of the invention.

Such kits can further include, if desired, one or more of various conventional pharmaceutical kit components, such as, for example, containers with one or more pharmaceutically acceptable carriers, additional containers, etc., as will be readily apparent to those skilled in the art. Instructions, either as inserts or as labels, indicating quantities of the components to be administered, guidelines for administration, and/or guidelines for mixing the components, can also be included in the kit.

The invention will be described in greater detail by way of specific examples. The following examples are offered for illustrative purposes, and are not intended to limit the invention in any manner. Those of skill in the art will readily recognize a variety of non-critical parameters which can be changed or modified to yield essentially the same results. The compounds of the Examples were found to be inhibitors of TAM kinases as described below.

EXAMPLES

Experimental procedures for compounds of the invention are provided below. Preparatory LC-MS purifications of some of the compounds prepared were performed on Waters mass directed fractionation systems. The basic equipment setup, protocols, and control software for the operation of these systems have been described in detail in the literature. See e.g. "Two-Pump At Column Dilution Configuration for Preparative LC-MS", K. Blom, *J. Combi. Chem.*, 4, 295 (2002); "Optimizing Preparative LC-MS Configurations and Methods for Parallel Synthesis Purification", K. Blom, R. Sparks, J. Doughty, G. Everlof, T. Haque, A. Combs, *J. Combi. Chem.*, 5, 670 (2003); and "Preparative LC-MS Purification: Improved Compound Specific Method Optimization", K. Blom, B. Glass, R. Sparks, A. Combs, *J. Combi. Chem.*, 6, 874-883 (2004). The compounds separated were typically subjected to analytical liquid chromatography mass spectrometry (LCMS) for purity check under the following conditions: Instrument; Agilent 1100 series, LC/MSD, Column: Waters Sunfire™ C18 5 µm particle size, 2.1 x 5.0 mm, Buffers: mobile phase A: 0.025% TFA in water and mobile phase B: acetonitrile; gradient 2% to 80% of B in 3 minutes with flow rate 2.0 mL/minute.

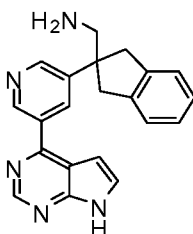
Some of the compounds prepared were also separated on a preparative scale by reverse-phase high performance liquid chromatography (RP-HPLC) with MS detector or flash chromatography (silica gel) as indicated in the Examples. Typical preparative reverse-

phase high performance liquid chromatography (RP-HPLC) column conditions are as follows:

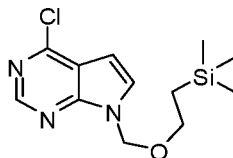
pH = 2 purifications: Waters Sunfire™ C18 5 μ m particle size, 19 x 100 mm column, eluting with mobile phase A: 0.1% TFA (trifluoroacetic acid) in water and mobile phase B: acetonitrile; the flow rate was 30 mL/minute, the separating gradient was optimized for each compound using the Compound Specific Method Optimization protocol as described in the literature [see "Preparative LCMS Purification: Improved Compound Specific Method Optimization", K. Blom, B. Glass, R. Sparks, A. Combs, *J. Comb. Chem.*, **6**, 874-883 (2004)]. Typically, the flow rate used with the 30 x 100 mm column was 60 mL/minute.

pH = 10 purifications: Waters XBridge C18 5 μ m particle size, 19 x 100 mm column, eluting with mobile phase A: 0.15% NH₄OH in water and mobile phase B: acetonitrile; the flow rate was 30 mL/minute, the separating gradient was optimized for each compound using the Compound Specific Method Optimization protocol as described in the literature [See "Preparative LCMS Purification: Improved Compound Specific Method Optimization", K. Blom, B. Glass, R. Sparks, A. Combs, *J. Comb. Chem.*, **6**, 874-883 (2004)]. Typically, the flow rate used with 30 x 100 mm column was 60 mL/minute.

Example 1. 1-{2-[5-(7H-Pyrrolo[2,3-d]pyrimidin-4-yl)pyridin-3-yl]-2,3-dihydro-1H-inden-2-yl}methanamine



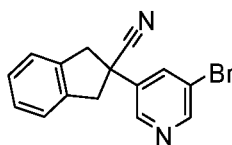
Step 1. 4-Chloro-7-{[2-(trimethylsilyl)ethoxy]methyl}-7H-pyrrolo [2,3-d]pyrimidine



At 0 °C to a suspension of sodium hydride (5.2 g, 130 mmol) in *NN*-dimethylformamide (200 mL) was added 4-chloropyrrolo[2,3-d]pyrimidine (from Aldrich, 16.6 g, 108 mmol) portionwise with stirring. The reaction mixture was stirred at this temperature for 1 hour. Then to the reaction mixture was added dropwise neat [β-

(trimethylsilyl)ethoxy] methyl chloride (23 mL, 130 mmol) at 0 °C with stirring. After completion of addition the reaction mixture was stirred and gradually warmed up to room temperature (1.5 hour). The reaction mixture was diluted with ethyl ether and quenched with saturated NaHCO₃ solution. After layers separation the organic layer was washed with water and brine once, then concentrated in vacuo. The residue was purified on silica column (0-10% EtOAc/hexanes) to give the product (29 g, 94%). LCMS *calcld* for C₁₂H₁₉CIN₃OS₁ [M+H]⁺: m/z = 284. 1; Found: 284. 1.

Step 2. 2-(5-Bromopyridin-3-yl)indane-2-carbonitrile

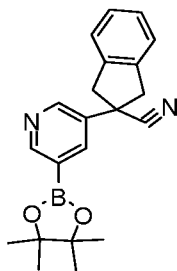


10

A solution of (5-bromopyridin-3-yl)acetonitrile (from J&W Pharmed, 455 mg, 2.31 mmol) in tetrahydrofuran (6 mL) was added dropwise to a suspension of sodium hydride (277 mg, 6.93 mmol) in tetrahydrofuran (6 mL) at 0 °C. The reaction mixture was stirred at rt for 10 min, after which time a solution of 1,2-bis(bromomethyl)-benzene (from Aldrich, 609.5 mg, 2.309 mmol) in tetrahydrofuran (6 mL) was added at 0 °C. The reaction mixture was heated to 100 °C for 3 h. The reaction mixture was diluted with EtOAc, quenched with saturated aqueous NaHCO₃ solution. The organic layer was separated, concentrated and purified on silica gel column (0-10% methanol/dichloromethane) to give the desired product (640 mg, 93%). LCMS *calcld* for C₁₅H₁₂BrN₂ [M+H]⁺: m/z = 299.0; Found: 299.0.

20

Step 3. 2-[5-(4,4,5,5-Tetramethyl-1,3,2-dioxaborolan-2-yl)pyridin-3-yl]indane-2-carbonitrile

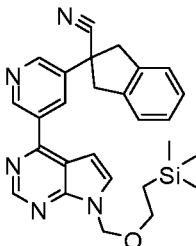


A mixture of 2-(5-bromopyridin-3-yl)indane-2-carbonitrile (0.10 g, 0.33 mmol), 4,4,5,5,4',4',5',5'-octamethyl-[2,2']bi[1,3,2]dioxaborolanyl (0.10 g, 0.40 mmol), potassium acetate (0.066 g, 0.67 mmol) and [1,1'-bis(diphenylphosphino)ferrocene] dichloropalladium (II) (0.024 g, 0.033 mmol) in 1,4-dioxane (1 mL) was vacuumed and refilled N₂ for 3 times,

25

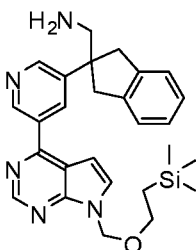
then sealed and heated at 95 °C for 2 h. The reaction mixture was cooled, filtered and used in the next step directly. LCMS *calc'd* for C₂₁H₂₄N₂O₂ [M+H]⁺: m/z = 347.2; Found: 347.2.

Step 4. 2-[5-(7-{[2-(Trimethylsilyl)ethoxy]methyl}-7H-pyrrolo[2,3-d]pyrimidin-4-yl)pyridin-3-yl]indane-2-carbonitrile



A mixture of 2-[5-(4,4,5,5-tetramethyl-1,3,2-dioxaborolan-2-yl)pyridin-3-yl]indane-2-carbonitrile (0.12 g, 0.35 mmol), 4-chloro-7-{[2-(trimethylsilyl)ethoxy]methyl}-7H-pyrrolo[2,3-d]pyrimidine (0.0984 g, 0.346 mmol), cesium carbonate (0.22 g, 0.69 mmol) and dicyclohexyl(2',4',6'-triisopropylbiphenyl-2-yl)phosphine - (2'-aminobiphenyl-2-yl)(chloro)palladium (1:1) (0.027 g, 0.035 mmol) in 1,4-dioxane (0.4 mL)/water (0.2 mL) was stirred for 1 h at 80 °C. The reaction mixture was purified on silica gel column (0-100% EtOAc/hexanes) to give the desired product. LCMS *calc'd* for C₂₇H₃₀N₅OSi [M+H]⁺: m/z = 468.2; Found: 468.3.

Step 5. 1-[2-[5-(7-{[2-(Trimethylsilyl)ethoxy]methyl}-7H-pyrrolo[2,3-d]pyrimidin-4-yl)pyridin-3-yl]-2,3-dihydro-1H-inden-2-yl]methanamine



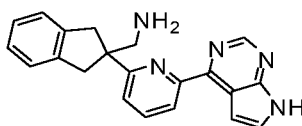
To a solution of 2-[5-(7-{[2-(trimethylsilyl)ethoxy]methyl}-7H-pyrrolo[2,3-d]pyrimidin-4-yl)pyridin-3-yl]indane-2-carbonitrile (36 mg, 0.077 mmol) in tetrahydrofuran (1 mL) at 0 °C was added 1.0 M lithium tetrahydroaluminate in tetrahydrofuran (0.0847 mL, 0.0847 mmol). The reaction mixture was stirred for 1 h. The reaction was quenched with aqueous saturated NaHCO₃ solution, extracted with EtOAc. The separated organic layers were combined, washed with water, dried over MgSO₄ and concentrated to give the product

to be used in the next step directly. LCMS *calcd* for C₂₇H₃₄N₅O₅ [M+H]⁺: m/z = 472.3; Found: 472.3.

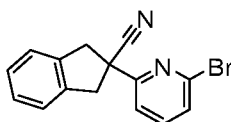
Step 6. 1-{2-[5-(7H-Pyrrolo[2,3-d]pyrimidin-4-yl)pyridin-3-yl]-2,3-dihydro-1H-inden-2-yl}methanamine

1-{2-[5-(7-{[2-(Trimethylsilyl)ethoxy]methyl}-7H-pyrrolo[2,3-d]pyrimidin-4-yl)pyridin-3-yl]-2,3-dihydro-1H-inden-2-yl}methanamine (31 mg, 0.066 mmol) was treated with trifluoroacetic acid (0.15 mL, 1.9 mmol) in methylene chloride (0.5 mL) at r.t. for 1 h and then concentrated *in vacuo*. The crude was re-dissolved in methanol (0.2 mL) and treated with ethylenediamine (0.2 mL, 3 mmol) for 1 h. The mixture was concentrated and purified using RP-HPLC (XBridge™ C18 column, eluting with a gradient of MeCN/water containing 0.1% ammonium hydroxide, at a flow rate of 60 mL/min) to give the desired product (0.7 mg, 3%). LCMS *calcd* for C₂₁H₂₀N₅ [M+H]⁺: m/z = 342.2; Found: 342.1.

Example 2. 1-{2-[6-(7H-Pyrrolo[2,3-d]pyrimidin-4-yl)pyridin-2-yl]-2,3-dihydro-1H-inden-2-yl}methanamine

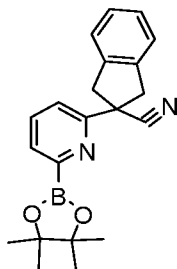


Step 1. 2-(6-Bromopyridin-2-yl)indane-2-carbonitrile



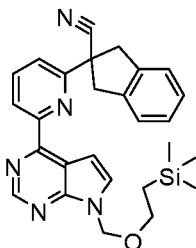
A solution of (6-bromopyridin-2-yl)acetonitrile (from Anichem, 270 mg, 1.4 mmol) in tetrahydrofuran (4 mL) was added dropwise to a suspension of sodium hydride (164 mg, 4.11 mmol) in tetrahydrofuran (4 mL) at 0 °C. The reaction mixture was stirred at r.t. for 10 min, after which time a solution of 1,2-bis(bromomethyl)-benzene (361.7 mg, 1.370 mmol) in tetrahydrofuran (4 mL) was added at 0 °C. The reaction mixture was heated to 100 °C for 3 h. The reaction mixture was cooled, diluted with EtOAc, quenched with saturated aqueous NaHCO₃ solution. The organic layer was separated, concentrated and purified on silica gel column (0-10% methanol/dichloromethane) to give the desired product (230 mg, 56%). LCMS *calcd* for C₁₅H₁₂BrN₂ [M+H]⁺: m/z = 299.0; Found: 299.0.

Step 2. 2-[6-(4,4,5,5-Tetramethyl-1,3,2-dioxaborolan-2-yl)pyridin-2-yl]indane-2-carbonitrile



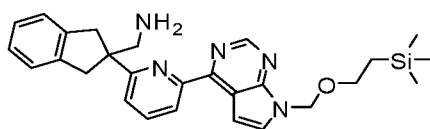
A mixture of 2-(6-bromopyridin-2-yl)indane-2-carbonitrile (0.19 g, 0.64 mmol), 4,4,5,5,4',4',5',5'-octamethyl-[2,2']bi[1,3,2]dioxaborolanyl (0.19 g, 0.76 mmol), potassium acetate (0.12 g, 1.3 mmol) and [1,1'-bis(diphenylphosphino)ferrocene] dichloropalladium (II) (0.046 g, 0.064 mmol) in 1,4-dioxane (2 mL) was vacuumed and refilled N₂ for 3 times, then sealed and heated at 95 °C for 2 h. The reaction mixture was filtered and filtrate was used in the next step directly. LCMS *calc'd* for C₂₁H₂₄BN₂O₂ [M+H]⁺: m/z = 347.2; Found: 347.2.

Step 3. 2-[6-(7-{[2-(Trimethylsilyl)ethoxy]methyl}-7H-pyrrolo[2,3-d]pyrimidin-4-yl)pyridin-2-yl]indane-2-carbonitrile



A mixture of 2-[6-(4,4,5,5-tetramethyl-1,3,2-dioxaborolan-2-yl)pyridin-2-yl]indane-2-carbonitrile (0.22 g, 0.64 mmol), 4-chloro-7-{[2-(trimethylsilyl)ethoxy]methyl}-7H-pyrrolo[2,3-d]pyrimidine (Prepared in Example 1, Step 1; 0.180 g, 0.635 mmol), cesium carbonate (0.41 g, 1.3 mmol) and dicyclohexyl(2',4',6'-triisopropylbiphenyl-2-yl)phosphine - (2'-aminobiphenyl-2-yl)(chloro)palladium (1:1) (0.050 g, 0.064 mmol) in 1,4-dioxane (0.8 mL)/water (0.4 mL) was stirred for 2 h at 60 °C. The reaction mixture was purified on silica gel column (0-100% EtOAc/hexanes) to give the desired product (170 mg, 57%). LCMS *calc'd* for C₂₇H₃₀N₅OSi [M+H]⁺: m/z = 468.2; Found: 468.2.

Step 4. 1-[2-[6-(7-{[2-(Trimethylsilyl)ethoxy]methyl}-7H-pyrrolo[2,3-d]pyrimidin-4-yl)pyridin-2-yl]-2,3-dihydro-1H-inden-2-yl]methanamine

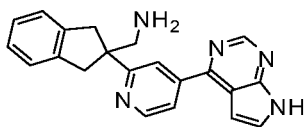


To a solution of 2-[6-(7-{[2-(trimethylsilyl)ethoxy]methyl}-7H-pyrrolo[2,3-d]pyrimidin-4-yl)pyridin-2-yl]indane-2-carbonitrile (1.70*10² mg, 0.364 mmol) in tetrahydrofuran (7 mL) at 0 °C was added 1.0 M lithium tetrahydroaluminate in tetrahydrofuran (0.40 mL, 0.40 mmol). The reaction mixture was stirred for 1 h. The reaction was quenched with *aqueous saturated* NaHCO₃ solution, extracted with EtOAc. The organic extracts were combined, washed with water, dried over MgSO₄ and concentrated to give the product to be used in the next step directly. LCMS *calc'd* for C₂₇H₃₄N₅OSi [M+H]⁺: m/z = 472.3; Found: 472.3.

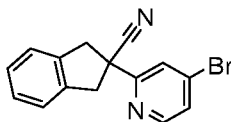
Step 5. 1-{2-[6-(7H-Pyrrolo[2,3-d]pyrimidin-4-yl)pyridin-2-yl]-2,3-dihydro-1H-inden-2-yl}methanamine

1-{2-[6-(7-{[2-(Trimethylsilyl)ethoxy]methyl}-7H-pyrrolo[2,3-d]pyrimidin-4-yl)pyridin-2-yl]-2,3-dihydro-1H-inden-2-yl}methanamine (70 mg, 0.1 mmol) was treated with trifluoroacetic acid (0.3 mL, 4 mmol) in methylene chloride (0.5 mL) at r.t. for 1 h. The reaction mixture was concentrated *in vacuo*, then treated with ethylenediamine (0.2 mL, 4 mmol) in methanol (0.2 mL, 6 mmol) at r.t. for 1 h. The mixture was purified on prep-LCMS (XBridge™ CI8 column, eluting with a gradient of MeCN/water containing 0.1% ammonium hydroxide, at a flow rate of 60 mL/min) to give the desired product (1.8 mg, 4%). LCMS *calc'diox* C₂₁H₂₀N₅ [M+H]⁺: m/z = 342.2; Found: 342.2.

Example 3. 1-{2-[4-(7H-Pyrrolo[2,3-d]pyrimidin-4-yl)pyridin-2-yl]-2,3-dihydro-1H-inden-2-yl}methanamine



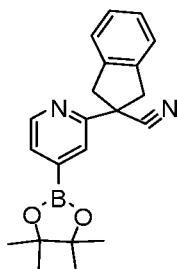
Step 1. 2-(4-Bromopyridin-2-yl)indane-2-carbonitrile



A solution of (4-bromopyridin-2-yl)acetonitrile (from Affinity Research Chemicals,

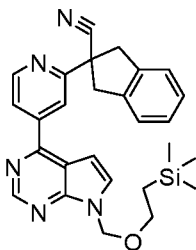
402 mg, 2.04 mmol) in tetrahydrofuran (5 mL) was added dropwise to a suspension of sodium hydride (245 mg, 6.12 mmol) in tetrahydrofuran (5 mL) at 0 °C. The reaction mixture was stirred at r.t. for 10 min, after which time a solution of 1,2-bis(bromomethyl)-benzene (538.5 mg, 2.040 mmol) in tetrahydrofuran (5 mL) was added at 0 °C. The reaction mixture was heated to 100 °C for 3 h. The reaction mixture was diluted with EtOAc, quenched with *saturated aqueous* NaHCO₃ solution. The organic layer was separated, concentrated and purified on silica gel column (0-10% methanol/dichloromethane) to give the desired product (470 mg, 77%). LCMS *calcd* for C₁₅H₁₂BrN₂ [M+H]⁺: m/z = 299.0; Found: 299.0.

Step 2. 2-[4-(4,4,5,5-Tetramethyl-1,3,2-dioxaborolan-2-yl)pyridin-2-yl]indane-2-carbonitrile



A mixture of 2-(4-bromopyridin-2-yl)indane-2-carbonitrile (0.110 g, 0.368 mmol), 4,4,5,5,4',4',5',5'-octamethyl-[2,2']bi[1,3,2]dioxaborolanyl (0.11 g, 0.44 mmol), potassium acetate (0.072 g, 0.74 mmol) and [1,1'-bis(diphenylphosphino)ferrocene] dichloropalladium (II) (0.027 g, 0.037 mmol) in 1,4-dioxane (1 mL) was vacuumed and refilled with N₂ for 3 times, then sealed and heated at 95 °C for 2 h. The reaction mixture was cooled, filtered and the filtrate was used in the next step directly. LCMS *calcd* for C₂₁H₂₄BN₂O₂ [M+H]⁺: m/z = 347.2; Found: 347.2.

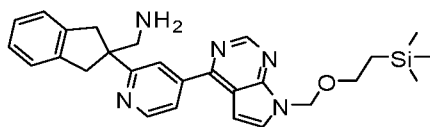
Step 3. 2-[4-(7-{[2-(Trimethylsilyl)ethoxy]methyl}-7H-pyrrolo[2,3-d]pyrimidin-4-yl)pyridin-2-yl]indane-2-carbonitrile



A mixture of 2-[4-(4,4,5,5-tetramethyl-1,3,2-dioxaborolan-2-yl)pyridin-2-yl]indane-

2-carbonitrile (0.12 g, 0.35 mmol), 4-chloro-7-{[2-(trimethylsilyl)ethoxy]methyl}-7 *H*-pyrrolo[2,3-*d*]pyrimidine (Prepared in Example 1, Step 1; 0.0984 g, 0.346 mmol), cesium carbonate (0.22 g, 0.69 mmol) and dicyclohexyl(2',4',6'-triisopropylbiphenyl-2-yl)phosphine (2'-aminobiphenyl-2-yl)(chloro)palladium (1:1) (0.027 g, 0.035 mmol) in 1,4-dioxane (0.4 mL)/water (0.2 mL) was stirred for 2 h at 60 °C. The reaction mixture was purified on silica gel column (0-100% EtOAc/hexanes) to give the desired product (70 mg, 43%). LCMS *calc'd* for C₂₇H₃₀N₅O₃S₁ [M+H]⁺: m/z = 468.2; Found: 468.2.

*Step 4. 1-{2-[4-(7-{[2-(Trimethylsilyl)ethoxy]methyl}-7*H*-pyrrolo[2,3-*d*]pyrimidin-4-yl)pyridin-2-yl]-2,3-dihydro-1*H*-inden-2-yl}methanamine*



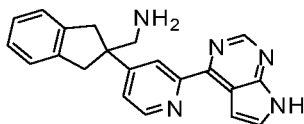
To a solution of 2-[4-(7-{[2-(trimethylsilyl)ethoxy]methyl}-7 *H*-pyrrolo[2,3-*d*]pyrimidin-4-yl)pyridin-2-yl]indane-2-carbonitrile (70. mg, 0.15 mmol) in tetrahydrofuran (3 mL) at 0 °C was added 1.0 M lithium tetrahydroaluminate in tetrahydrofuran (0.165 mL, 0.165 mmol). The reaction mixture was stirred for 1 h. The reaction mixture was quenched with aqueous saturated NaHCO₃ solution, extracted with EtOAc. The organic layers were combined, washed with water, dried over MgSO₄ and concentrated to give the product to be used in the next step directly. LCMS *calc'd* for C₂₇H₃₄N₅O₃S₁ [M+H]⁺: m/z = 472.3; Found: 472.2.

*Step 5. 1-{2-[4-(7*H*-Pyrrolo[2,3-*d*]pyrimidin-4-yl)pyridin-2-yl]-2,3-dihydro-1*H*-inden-2-yl}methanamine*

1-{2-[4-(7-{[2-(Trimethylsilyl)ethoxy]methyl}-7 *H*-pyrrolo[2,3-*d*]pyrimidin-4-yl)pyridin-2-yl]-2,3-dihydro-1 *H*-inden-2-yl}methanamine (70 mg, 0.1 mmol) was treated with trifluoroacetic acid (0.3 mL, 4 mmol) in methylene chloride (0.5 mL) at r.t. for 1 h. The reaction mixture was concentrated *in vacuo*, then treated with ethylenediamine (0.2 mL, 4 mmol) in methanol (0.2 mL) at r.t. for 1 h. The reaction mixture was purified on prep-LCMS (XBridge™ C18 column, eluting with a gradient of MeCN/water containing 0.1% ammonium hydroxide, at a flow rate of 60 mL/min) to give the desired product (1.3 mg, 2%). LCMS *calc'd* for C₂₁H₂₀N₅ [M+H]⁺: m/z = 342.2; Found: 342.2. ³/₄ NMR (*DMSO-*de**, 500 MHz): δ 12.42 (1H, br s), 8.88 (1H, s), 8.80 (1H, d, *J* = 5.0 Hz), 8.02 (1H, s), 8.01 (1H, s),

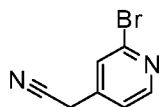
7.86 (2H, br s), 7.70 (1H, m), 7.30 (2H, m), 7.21 (2H, m), 6.54 (1H, m), 3.42 (6H, m), ppm.

Example 4. 1-{2-[2-(7H-Pyrrolo [2,3-d] pyrimidin-4-yl)pyridin-4-yl] -2,3-dihydro-1H-inden-2-yl}methanamine



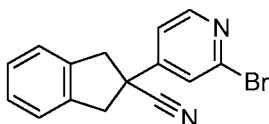
5

Step 1. (2-Bromopyridin-4-yl)acetonitrile



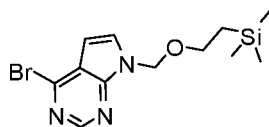
A mixture of 2-bromo-4-methylpyridine (from Aldrich, 5.12 g, 29.8 mmol) and tert-butoxybis(dimethylamino)methane (8.7 g, 50. mmol) was stirred at 110 °C overnight. The
 10 reaction solution was cooled and concentrated *in vacuo*. To the residue hydroxylamine-O-sulfonic acid (10 g, 90 mmol) and water (70 mL) were added and the resulting mixture was stirred at r.t. for 2 h. The reaction mixture was cooled in an ice bath, neutralized with 50%
aqueous NaOH solution slowly to pH ~8, and then extracted with EtOAc. The extracts were combined, concentrated and purified on silica gel column (0-80% EtOAc/hexanes) to give the
 15 desired product (3 g, 51%). LCMS *calcld* for C₇H₆BrN₂ [M+H]⁺: m/z = 197.0; Found: 196.9.

Step 2. 2-(2-Bromopyridin-4-yl) indane-2-carbonitrile



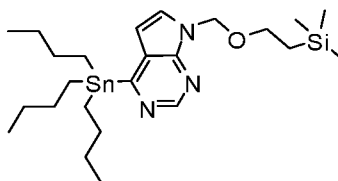
A solution of (2-bromopyridin-4-yl)acetonitrile (360 mg, 1.8 mmol) in
 20 tetrahydrofuran (5 mL) was added dropwise to a suspension of sodium hydride (440 mg, 11 mmol) in tetrahydrofuran (5 mL) at r.t. The reaction mixture was stirred at r.t. for 20 min, after which time a solution of 1,2-bis(bromomethyl)-benzene (506 mg, 1.92 mmol) in tetrahydrofuran (5 mL) was added dropwise. The reaction mixture was heated to 90 °C for 1 h. The reaction mixture was diluted with EtOAc, and the reaction was quenched with
 25 *saturated aqueous* NaHCO₃ solution. The organic layer was separated, concentrated and purified on silica gel column (0-100% EtOAc/hexanes) to give the desired product (300 mg, 50%). LCMS *calcldiox* C₁₅H₁₂BrN₂ [M+H]⁺: m/z = 299.0; Found: 299.0.

Step 3. 4-Bromo-7-{[2-(trimethylsilyl)ethoxy]methyl}-7H-pyrrolo[2,3-d]pyrimidine



At 0 °C to a suspension of sodium hydride (1.3 g, 33 mmol) in *NN*-dimethylformamide (40 mL) was added 4-bromo-7 *H*-pyrrolo[2,3-d]pyrimidine (from Ark Pharm, 5.0 g, 25 mmol) portionwise with stirring. The reaction mixture was stirred at this temperature for 1 hour. Then to the reaction mixture was added dropwise neat [β-(trimethylsilyl)ethoxy] methyl chloride (5.4 mL, 30. mmol) at 0 °C with stirring. After completion of addition the reaction mixture was stirred and gradually warmed up to room temperature (1.5 hour). The reaction mixture was diluted with ethyl ether and quenched with saturated NaHCO₃ solution. After separation of layers, the organic layer was washed with water and brine once, concentrated and purified on silica gel column (0-10% EtOAc/hexanes) to give the desired product (6 g, 70%). LCMS *calc'd* for C₁₂H₉BrN₃OSi [M+H]⁺: m/z = 328.0; Found: 328.0.

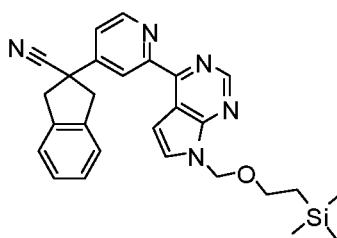
Step 4. 4-(Tributylstannyl)-7-{[2-(trimethylsilyl)ethoxy]methyl}-7H-pyrrolo[2,3-d]pyrimidine



To a solution of 4-bromo-7-{[2-(trimethylsilyl)ethoxy]methyl}-7H-pyrrolo[2,3-d]pyrimidine (200 mg, 0.6 mmol) in tetrahydrofuran (4 mL) cooled to -78 °C was added dropwise 2.5 M *n*-butyllithium in hexanes (0.29 mL, 0.73 mmol). The reaction mixture was stirred for 5 min before the addition of tributyltin chloride (0.17 mL, 0.62 mmol) dropwise. The reaction mixture was stirred for 1 h, and then quenched with *saturated aqueous* NaHCO₃ solution, extracted with EtOAc. The combined organic layers were washed with brine, dried over MgSO₄ and concentrated to give the crude product to be used in the next step directly.

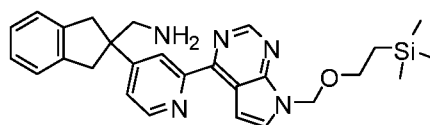
LCMS *calc'd* for C₂₄H₄₆N₃OSiSn [M+H]⁺: m/z = 540.2; Found: 540.1.

Step 5. 2-[2-(7-{[2-(Trimethylsilyl)ethoxy]methyl}-7H-pyrrolo[2,3-d]pyrimidin-4-yl)pyridin-4-yl]indane-2-carbonitrile



A mixture of 2-(2-bromopyridin-4-yl)indane-2-carbonitrile (0.10 g, 0.33 mmol), 4-(tributylstannyl)-7-[[2-(trimethylsilyl)ethoxy]methyl]-7 *H*-pyrrolo[2,3-*d*]pyrimidine (0.31 g, 0.58 mmol) and bis(triphenylphosphine)palladium(II) chloride (47 mg, 0.067 mmol) in *NN*-dimethylformamide (1.20 mL) was bubbled with nitrogen gas and then heated to 110 °C overnight. The reaction mixture was diluted with EtOAc, washed with brine, concentrated and purified on silica gel (0-100% EtOAc/hexanes) to give the desired product. LCMS *calc'd* for C₂₇H₃₀N₅O_{Si} [M+H]⁺: m/z = 468.2; Found: 468.2.

Step 6. 1-{2-[2-(7-{[2-(Trimethylsilyl)ethoxy]methyl}-7*H*-pyrrolo[2,3-*d*]pyrimidin-4-yl)pyridin-4-yl]-2,3-dihydro-1*H*-inden-2-yl}methanamine



At 0 °C to a solution of 2-[2-(7-{[2-(trimethylsilyl)ethoxy]methyl}-7 *H*-pyrrolo[2,3-*d*]pyrimidin-4-yl)pyridin-4-yl]indane-2-carbonitrile (0.072 g, 0.15 mmol) in methanol (1.0 mL) was added sequentially nickel chloride hexahydrate (5.5 mg, 0.023 mmol), followed by sodium tetrahydroborate (41 mg, 1.1 mmol) portion-wise over 15 min. The reaction mixture was stirred at r.t. for 5 h. The resulting solution was diluted with EtOAc, washed with aqueous saturated NaHCO₃ solution, dried over MgSO₄ and evaporated to give the product to be used in the next step directly. LCMS *calc'd* for C₂₇H₃₃N₅O_{Si} [M+H]⁺: m/z = 472.3; Found: 472.2.

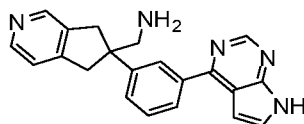
Step 7. 1-{2-[2-(7*H*-Pyrrolo[2,3-*d*]pyrimidin-4-yl)pyridin-4-yl]-2,3-dihydro-1*H*-inden-2-yl}methanamine

1-{2-[2-(7-{[2-(Trimethylsilyl)ethoxy]methyl}-7 *H*-pyrrolo[2,3-*d*]pyrimidin-4-yl)pyridin-4-yl]-2,3-dihydro-1 *H*-inden-2-yl}methanamine (60 mg, 0.1 mmol) was treated with trifluoroacetic acid (0.5 mL, 6 mmol) in methylene chloride (1 mL) at r.t. for 1 h. The reaction mixture was concentrated *in vacuo* and then treated with ethylenediamine (0.3 mL, 4

mmol) in methanol (1 mL) at r.t. for 1 h. The reaction mixture was purified on prep-LCMS (XBridge™ C18 column, eluting with a gradient of MeCN/water containing 0.1% ammonium hydroxide, at a flow rate of 60 mL/min) to give the product (1.6 mg, 4%). LCMS *calcdiox* C₂₁H₂₀N₅ [M+H]⁺: m/z = 342.2; Found: 342.2.

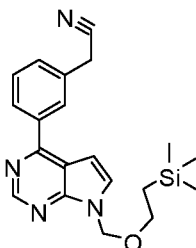
5

Example 5. 1-{6-[3-(7H-Pyrrolo[2,3-d]pyrimidin-4-yl)phenyl]-6,7-dihydro-5H-cyclopenta[c]pyridin-6-yl}methanamine



Step 1: [3-(7-{[2-(trimethylsilyl)ethoxy]methyl}-7H-pyrrolo[2,3-d]pyrimidin-4-yl)phenyl]acetonitrile

10



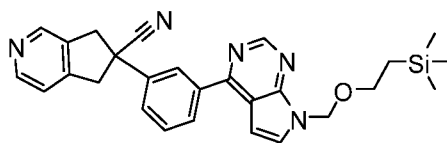
To a stirring solution of 4-chloro-7-{[2-(trimethylsilyl)ethoxy]methyl}-7H-pyrrolo[2,3-d]pyrimidine (Prepared in Example 1, Step 1; 1.17 g, 4.11 mmol) in 1,4-dioxane (6.4 mL) was slowly added [3-(4,4,5,5-tetramethyl-1,3,2-dioxaborolan-2-yl)phenyl]acetonitrile (from Combi-Blocks, 1.00 g, 4.11 mmol), 2.0 M sodium carbonate in water (4.1 mL, 8.2 mmol) and tetrakis(triphenylphosphine)palladium(0) (0.475 g, 0.41 mmol). The reaction mixture was sealed in a sealed flask and was heated at 80 °C for 16 h. The reaction mixture was diluted with EtOAc, filtered, washed with water. The aqueous layer was extracted with EtOAc and the combined organic layers were dried, filtered and concentrated under vacuum. The resulting crude was purified by Biotage silica gel column (0 to 50% EtOAc in hexanes) to afford the desired product as a brown thick oil (0.814 g, 54%). LCMS *calcd* for C₂₀H₂₅N₄OSi (M+H)⁺: m/z = 365.2. Found: 365.1.

15

20

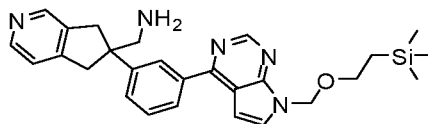
25

Step 2. 6-[3-(7-{[2-(Trimethylsilyl)ethoxy]methyl}-7H-pyrrolo[2,3-d]pyrimidin-4-yl)phenyl]-6,7-dihydro-5H-cyclopenta[c]pyridine-6-carbonitrile



To a suspension of sodium hydride (0.20 g, 5.0 mmol) in tetrahydrofuran (2 mL) at r.t. was added a solution of [3-(7-{[2-(trimethylsilyl)ethoxy]methyl}-7 *H*-pyrrolo[2,3-d]pyrimidin-4-yl)phenyl]acetonitrile (230 mg, 0.63 mmol) in tetrahydrofuran (4 mL) dropwise. The reaction mixture was stirred for 20 min and then a solution of 3,4-bis(bromomethyl)pyridine hydrobromide (from Enamine, 218.2 mg, 0.6310 mmol) and *NN*-diisopropylethylamine (0.16 mL, 0.95 mmol) in tetrahydrofuran (2 mL) was added dropwise. The reaction was heated at 90 °C for 1 h. The reaction mixture was diluted with EtOAc, quenched with *saturated aqueous* NaHCO₃ solution. The organic layer was separated, concentrated and purified on silica gel (0-100% EtOAc/hexanes followed by 0-5% methanol/dichloromethane) to give the product (41 mg, 14%). LCMS *cadd* for C₂₇H₃₀N₅OSi [M+H]⁺: m/z = 468.2; Found: 468.2.

Step 3. 1-[6-[3-(7-{[2-(Trimethylsilyl)ethoxy]methyl}-7H-pyrrolo[2,3-d]pyrimidin-4-yl)phenyl]-6, 7-dihydro-5H-cyclopenta[c]pyridin-6-yl]methanamine



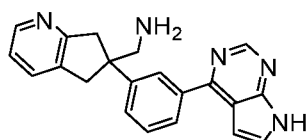
To a solution of 6-[3-(7-{[2-(trimethylsilyl)ethoxy]methyl}-7 *H*-pyrrolo[2,3-d]pyrimidin-4-yl)phenyl]-6,7-dihydro-5 *H*-cyclopenta[c]pyridine-6-carbonitrile (41 mg, 0.088 mmol) in tetrahydrofuran (2 mL) at 0 °C was added 1.0 M lithium tetrahydroaluminate in tetrahydrofuran (0.0964 mL, 0.0964 mmol). The reaction mixture was stirred for 1 h. The reaction was quenched with *aqueous saturated* NaHCO₃ solution, and the mixture was extracted with EtOAc. The combined organic layers were washed with water, dried over MgSO₄ and concentrated to give the product to be used in the next step directly. LCMS *cadd* for C₂₇H₃₄N₅OSi [M+H]⁺: m/z = 472.3; Found: 472.2.

Step 4. 1-[6-[3-(7H-Pyrrolo[2,3-d]pyrimidin-4-yl)phenyl]-6, 7-dihydro-5H-cyclopenta[c]pyridin-6-yl]methanamine

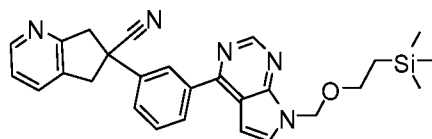
1-[6-[3-(7-{[2-(Trimethylsilyl)ethoxy]methyl}-7 *H*-pyrrolo[2,3-d]pyrimidin-4-

yl)phenyl]-6,7-dihydro-5 *H*-cyclopenta[*c*]pyridin-6-yl)methanamine (34 mg, 0.072 mmol) was treated with trifluoroacetic acid (0.5 mL, 6 mmol) in methylene chloride (1 mL) at r.t. for 1 h. The reaction mixture was concentrated *in vacuo* and then treated with ethylenediamine (0.3 mL, 4 mmol) in methanol (1 mL) at r.t. for 1 h. The mixture was purified on prep-LCMS (XBridge™ CI8 column, eluting with a gradient of MeCN/water containing 0.1% ammonium hydroxide, at a flow rate of 60 mL/min) to give the product (1.0 mg, 4.1%). LCMS *calcldiox* C₂₁H₂₀N₅ [M+H]⁺: m/z = 342.2; Found: 342.2.

Example 6. 1-{6-[3-(7*H*-Pyrrolo[2,3-*d*]pyrimidin-4-yl)phenyl]-6,7-dihydro-5*H*-cyclopenta[*b*]pyridin-6-yl)methanamine

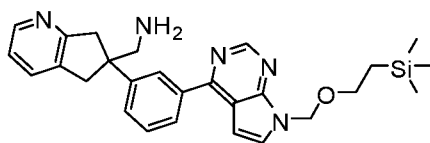


*Step 1. 6-[3-(7-{[2-(Trimethylsilyl)ethoxy]methyl}-7*H*-pyrrolo[2,3-*d*]pyrimidin-4-yl)phenyl]-6,7-dihydro-5*H*-cyclopenta[*b*]pyridine-6-carbonitrile*



To a suspension of sodium hydride (0.16 g, 4.0 mmol) in tetrahydrofuran (2 mL) was added a solution of [3-(7-{[2-(trimethylsilyl)ethoxy]methyl}-7 *H*-pyrrolo[2,3-*d*]pyrimidin-4-yl)phenyl]acetonitrile (Prepared in Example 5, Step 1; 230 mg, 0.63 mmol) in tetrahydrofuran (4 mL) dropwise at r.t. The reaction mixture was stirred for 20 min and then a solution of 2,3-bis(chloromethyl)pyridine hydrochloride (from Small Molecules, 134 mg, 0.631 mmol) and *N,N*-diisopropylethylamine (0.16 mL, 0.92 mmol) in tetrahydrofuran (2 mL) was added dropwise. The reaction was heated at 90 °C for 1 h. The mixture was diluted with EtOAc, quenched with *saturated aqueous* NaHCO₃ solution. The organic layer was separated, concentrated and purified on silica gel (0-100% EtOAc/hexanes) to give the product (136 mg, 46%). LCMS *calcldiox* C₂₇H₃₀N₅OSi [M+H]⁺: m/z = 468.2; Found: 468.2.

*Step 2. 1-{6-[3-(7-{[2-(Trimethylsilyl)ethoxy]methyl}-7*H*-pyrrolo[2,3-*d*]pyrimidin-4-yl)phenyl]-6,7-dihydro-5*H*-cyclopenta[*b*]pyridin-6-yl)methanamine*

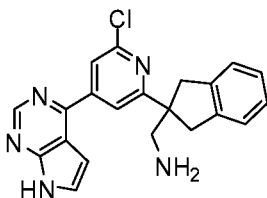


To a solution of 6-[3-(7-{[2-(trimethylsilyl)ethoxy]methyl}-7 *H*-pyrrolo[2,3-
d]pyrimidin-4-yl)phenyl]-6,7-dihydro-5 *H*-cyclopenta[b]pyridine-6-carbonitrile (136 mg,
0.291 mmol) in tetrahydrofuran (5 mL) at 0 °C was added 1.0 M lithium tetrahydroaluminate
in tetrahydrofuran (0.32 mL, 0.32 mmol). The reaction mixture was stirred for 1 h. The
reaction was quenched with *aqueous saturated* NaHCO₃ solution, extracted with EtOAc. The
combined extracts were washed with water, dried over MgSO₄ and concentrated to give the
crude product (80 mg, 58%) to be used in the next step directly. LCMS *calc'd* for
C₂₇H₃₄N₅OSi [M+H]⁺: m/z = 472.3; Found: 472.2.

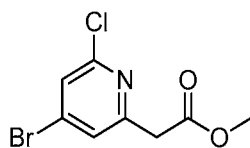
*Step 3. 1-{6-[3-(7H-Pyrrolo[2,3-d]pyrimidin-4-yl)phenyl]-6, 7-dihydro-5H-
cyclopenta[b]pyridin-6-yl}methanamine*

1-{6-[3-(7-{[2-(Trimethylsilyl)ethoxy]methyl}-7 *H*-pyrrolo[2,3-d]pyrimidin-4-
yl)phenyl]-6,7-dihydro-5 *H*-cyclopenta[b]pyridin-6-yl}methanamine (80 mg, 0.2 mmol) was
treated with trifluoroacetic acid (0.5 mL, 6 mmol) in methylene chloride (1 mL) at r.t. for 1 h.
The reaction mixture was concentrated *in vacuo* and then treated with ethylenediamine (0.3
mL, 4 mmol) in methanol (1 mL) at r.t. for 1 h. The mixture was purified on prep-LCMS
(XBridge™ CI8 column, eluting with a gradient of MeCN/water containing 0.1%
ammonium hydroxide, at a flow rate of 60 mL/min) to give the desired product (1.5 mg, 2%).
LCMS *calc'd* for C₂₁H₂₀N₅ [M+H]⁺: m/z = 342.2; Found: 342.2.

**Example 7. 1-{2-[6-Chloro-4-(7 *H*-pyrrolo[2,3-d]pyrimidin-4-yl)pyridin-2-yl]-2,3-
dihydro-1*H*-inden-2-yl}methanamine**

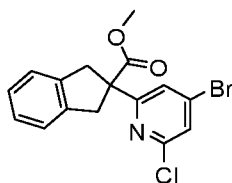


Step 1. Methyl (4-bromo-6-chloropyridin-2-yl)acetate



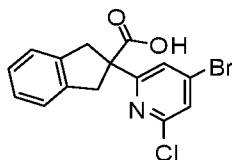
To a solution of (4-bromo-6-chloropyridin-2-yl)acetic acid (from Anichem, 3.5 g, 14 mmol) and potassium carbonate (4.8 g, 35 mmol) in *NN*-dimethylformamide (9 mL) at 0 °C was added methyl iodide (1.3 mL, 21 mmol) dropwise. After stirring at room temperature for 2 h, the reaction was quenched with *aqueous saturated* NaHCO₃ solution, extracted with EtOAc, concentrated and purified on silica gel (0-100 EtOAc/hexanes) to give the product (3.0 g, 81%). LCMS *calcd* for C₈H₈BrClNO₂ [M+H]⁺: m/z = 263.9; Found: 263.9.

Step 2. Methyl 2-(4-bromo-6-chloropyridin-2-yl)indane-2-carboxylate



A solution of methyl (4-bromo-6-chloropyridin-2-yl)acetate (3.0 g, 11 mmol) in tetrahydrofuran (30 mL) was added dropwise to a suspension of sodium hydride (2.7 g, 68 mmol) in tetrahydrofuran (30 mL) at r.t. The reaction mixture was stirred at r.t. for 20 min, after which time a solution of 1,2-bis(bromomethyl)-benzene (3.14 g, 11.9 mmol) in tetrahydrofuran (30 mL) was added dropwise. The reaction mixture was stirred at r.t. for 1 h. The mixture was diluted with EtOAc, quenched with *saturated aqueous* NaHCO₃ solution. The organic layer was separated, concentrated and purified on silica gel (0-70% EtOAc/hexanes) to give the product (2.9 g, 70%). LCMS *calcd* for C₁₆H₁₄BrClNO₂ [M+H]⁺: m/z = 366.0; Found: 366.1.

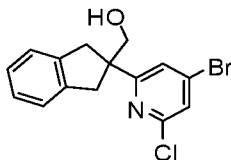
Step 3. 2-(4-Bromo-6-chloropyridin-2-yl)indane-2-carboxylic acid



To a solution of methyl 2-(4-bromo-6-chloropyridin-2-yl)indane-2-carboxylate (2.9 g, 7.9 mmol) in methanol (5 mL)/tetrahydrofuran (5 mL) was added a solution of lithium hydroxide, monohydrate (1.0 g, 24 mmol) in water (5 mL). The reaction mixture was stirred

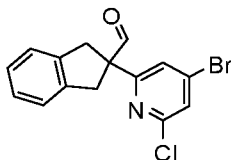
at r.t. overnight. The reaction mixture was neutralized with *aqueous* 6N HCl solution to pH ~4. The solid was collected by filtration, washed with water and dried to give the product (2.8 g, 100%). LCMS *calcd for* C₁₅H₁₂BrClNO₂ [M+H]⁺: m/z = 352.0; Found: 352.0.

5 *Step 4. [2-(4-Bromo-6-chloropyridin-2-yl)-2,3-dihydro-1H-inden-2-yl]methanol*



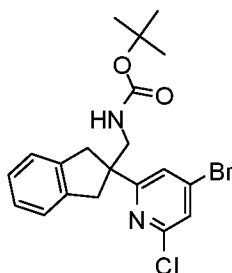
To a mixture of 2-(4-bromo-6-chloropyridin-2-yl)indane-2-carboxylic acid (2.8 g, 7.9 mmol) and triethylamine (1.16 mL, 8.34 mmol) in tetrahydrofuran (40 mL) cooled in an ice bath was added *tert*-butyl chloridocarbonate (1.09 mL, 8.34 mmol) dropwise. The reaction mixture was stirred for 1 h. The solid was filtered off. The filtrate was cooled again and a solution of sodium tetrahydroborate (0.60 g, 16 mmol) in water (2 mL) was added dropwise. The reaction mixture was stirred for 30 min, then quenched with *aqueous saturated* NaHCO₃ solution, extracted with EtOAc. The combined extracts were concentrated and purified on silica gel (0-100% EtOAc/hexanes) to give the product (2.8 g, 100%). LCMS *calcd for* C₁₅H₁₂BrClNO [M+H]⁺: m/z = 338.0; Found: 338.0.

Step 5. 2-(4-Bromo-6-chloropyridin-2-yl)indane-2-carbaldehyde



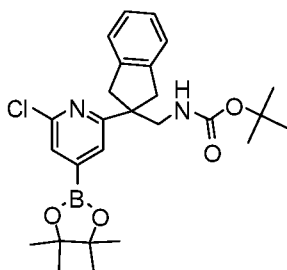
To a stirred solution of [2-(4-bromo-6-chloropyridin-2-yl)-2,3-dihydro-1H-inden-2-yl]methanol (2.8 g, 8.3 mmol) in methylene chloride (60 mL) at 0 °C were added pyridine (0.80 mL) and Dess-Martin periodinane (3.68 g, 8.68 mmol). The reaction mixture was stirred overnight at r.t., then quenched with solutions of NaHCCb and Na₂S₂O₃. The resulting mixture was stirred for 30 min. Then the product was extracted with dichloromethane. The combined organic layers were concentrated and purified by silica gel (0-100% EtOAc/hexanes) to give the product (1 g, 36%). LCMS *calcd for* C₁₅H₁₂BrClNO [M+H]⁺: m/z = 336.0; Found: 335.9.

Step 6. *tert*-Butyl {[2-(4-bromo-6-chloropyridin-2-yl)-2,3-dihydro-1*H*-inden-2-yl]methyl}carbamate



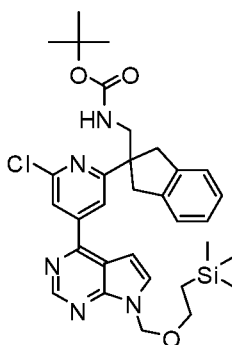
A solution of 2-(4-bromo-6-chloropyridin-2-yl)indane-2-carbaldehyde (1.0 g, 3.0 mmol), *i*-butyl carbamate (1.01 g, 8.66 mmol), triethylsilane (1.39 mL, 8.72 mmol) and trifluoroacetic acid (0.44 mL, 5.8 mmol) in acetonitrile (10 mL) was stirred at r.t. overnight. The mixture was diluted with EtOAc, washed with *aqueous saturated* NaHCCb solution, concentrated and purified on silica gel (0-100% EtOAc/hexanes) to give the product. LCMS *calcd* for C₁₅H₁₂BrClNO [M-Boc+H]⁺: m/z = 336.0; Found: 336.0.

Step 7. *tert*-Butyl ({2-[6-chloro-4-(4,4,5,5-tetramethyl-1,3,2-dioxaborolan-2-yl)pyridin-2-yl]-2,3-dihydro-1*H*-inden-2-yl}methyl)carbamate



A mixture of *tert*-butyl {[2-(4-bromo-6-chloropyridin-2-yl)-2,3-dihydro-1*H*-inden-2-yl]methyl}carbamate (1.17 g, 2.67 mmol), 4,4,5,5,4',4',5',5'-octamethyl-[2,2']bi[1,3,2]dioxaborolanyl (0.685 g, 2.70 mmol), potassium acetate (0.52 g, 5.3 mmol) and [1,1'-bis(diphenylphosphino)ferrocene] dichloropalladium (II) (0.20 g, 0.27 mmol) in 1,4-dioxane (10 mL) was vacuumed and backfilled with N₂ for 3 times, then sealed and heated at 95 °C for 1 h. The mixture was cooled to rt and filtered. The filtrate was used in the next step directly. LCMS *calcd* for C₂₆H₃₅BClN₂O₄ [M +H]⁺: m/z = 485.2; Found: 485.2.

Step 8. *tert*-Butyl ({2-[6-chloro-4-(7-{[2-(trimethylsilyl)ethoxy]methyl}-7*H*-pyrrolo[2,3-*d*]pyrimidin-4-yl)pyridin-2-yl]-2,3-dihydro-1*H*-inden-2-yl}methyl)carbamate



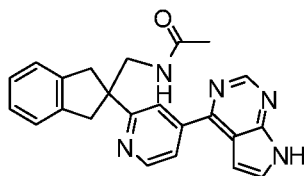
A mixture of *tert*-butyl ({2-[6-chloro-4-(4,4,5,5-tetramethyl-1,3,2-dioxaborolan-2-yl)pyridin-2-yl]-2,3-dihydro-1 *H*-inden-2-yl}methyl)carbamate (1.30 g, 2.68 mmol), 4-chloro-7-{{2-(trimethylsilyl)ethoxy}methyl}-7 *H*-pyrrolo[2,3-*d*]pyrimidine (Prepared in Example 1,
 5 Step1; 0.84 g, 2.9 mmol), cesium carbonate (1.7 g, 5.4 mmol) and dicyclohexyl(2',4',6'-triisopropylbiphenyl-2-yl)phosphine - (2'-aminobiphenyl-2-yl)(chloro)palladium (1:1) (0.21 g, 0.27 mmol) in 1,4-dioxane (3 mL)/water (2 mL) was stirred for 2 h at 50 °C. The reaction mixture was purified on silica gel (0-100% EtOAc/hexanes) to give the product (380 mg, 72%). LCMS *cacl*diox C₃₂H₄₁ClN₅O₃Si [M + H]⁺: m/z = 606.3; Found: 606.2.

10

Step 9. 1-{2-[6-Chloro-4-(7H-pyrrolo[2,3-d]pyrimidin-4-yl)pyridin-2-yl]-2,3-dihydro-1H-inden-2-yl}methanamine

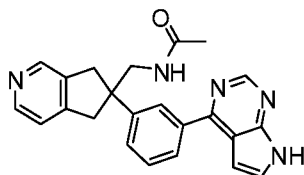
tert-Butyl ({2-[6-chloro-4-(7-{{2-(trimethylsilyl)ethoxy}methyl}-7 *H*-pyrrolo[2,3-*d*]pyrimidin-4-yl)pyridin-2-yl]-2,3-dihydro-1 *H*-inden-2-yl}methyl)carbamate (0.050 g, 0.082
 15 mmol) was treated with trifluoroacetic acid (0.5 mL, 6 mmol) in methylene chloride (0.5 mL) at r.t. for 1 h. The reaction mixture was concentrated to dryness, and treated with ethylenediamine (0.5 mL, 7 mmol) in methanol (0.5 mL) at r.t. for 20 min. The mixture was purified on prep-LCMS (XBridge™ C18 column, eluting with a gradient of MeCN/water containing 0.1% ammonium hydroxide, at a flow rate of 60 mL/min) to give the product (1.1
 20 mg, 3.5%). LCMS *cacl*diox C₂₁H₁₉ClN₅ [M + H]⁺: m/z = 376.1; Found: 376.1.

Example 8. A/-({2-[4-(7*H*-Pyrrolo[2^d]pyrimidin-4-yl)pyridin-2-yl]-2,3-dihydro-1 *H*-inden-2-yl}methyl)acetamide



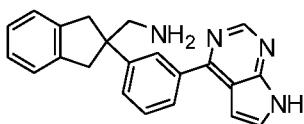
To a solution of 1-{2-[4-(7*H*-pyrrolo[2,3-*d*]pyrimidin-4-yl)pyridin-2-yl]-2,3-dihydro-1*H*-inden-2-yl}methanamine (Prepared in *Example 3*; 2.0 mg, 0.0058 mmol) in tetrahydrofuran (0.0238 mL) and 1.0 M sodium bicarbonate in water (0.0117 mL, 0.0117 mmol) was added slowly acetic anhydride (0.829 μ L, 0.00879 mmol). The reaction mixture was stirred at r.t. for 20 min, after which time the reaction mixture was concentrated under reduced pressure, and the crude residue was purified by prep-LCMS (XBridge™ C18 column, eluting with a gradient of MeCN/water containing 0.1% ammonium hydroxide, at a flow rate of 60 mL/min) to give the desired product (0.4 mg, 20%). LCMS *calc'd* for C₂₃H₂₂N₅O [M + H]⁺: m/z = 384.2; Found: 384.2.

Example 10. 1-{6-[3-(7*H*-Pyrrolo[2,3-*d*]pyrimidin-4-yl)phenyl]-6,7-dihydro-5*H*-cyclopenta[*c*]pyridin-6-yl}methyl}acetamide

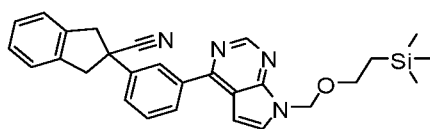


To a solution of 1-{6-[3-(7*H*-pyrrolo[2,3-*d*]pyrimidin-4-yl)phenyl]-6,7-dihydro-5*H*-cyclopenta[*c*]pyridin-6-yl}methanamine (Prepared in *Example 5*; 3.0 mg, 0.0088 mmol) in tetrahydrofuran (0.0356 mL) and 1.0 M sodium bicarbonate in water (0.0176 mL, 0.0176 mmol) was added slowly acetic anhydride (1.24 μ L, 0.0132 mmol). The reaction mixture was stirred at r.t. for 20 min, after which time the reaction mixture was concentrated under reduced pressure, the crude residue was purified by prep-LCMS (XBridge™ C18 column, eluting with a gradient of MeCN/water containing 0.1% ammonium hydroxide, at a flow rate of 60 mL/min) to give the desired product (0.8 mg, 20%). LCMS *calc'd* for C₂₃H₂₂N₅O [M + H]⁺: m/z = 384.2; Found: 384.2.

Example 11. 1-{2-[3-(7*H*-Pyrrolo[2,3-*d*]pyrimidin-4-yl)phenyl]-2,3-dihydro-1*H*-inden-2-yl}methanamine

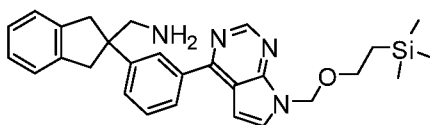


*Step 1: 2-[3-(7-{[2-(trimethylsilyl)ethoxy]methyl}-7*H*-pyrrolo[2,3-*d*]pyrimidin-4-yl)phenyl]indane-2-carbonitrile*



To a solution of 3-(7-([2-(trimethylsilyl)ethoxy)methyl]-7H-pyrrolo[2,3-d]pyrimidin-4-yl)phenyl]acetonitrile (Prepared in *Example 5, Step 1*; 0.600 g, 1.65 mmol) in tetrahydrofuran (8.57 mL) was slowly added sodium hydride (198 mg, 4.94 mmol) at room temperature. The reaction mixture was stirred for 10 min, followed by the addition of a solution of 1,2-bis(bromomethyl)-benzene (435 mg, 1.65 mmol) in tetrahydrofuran (1.7 mL). The reaction mixture was heated at 50 °C for 18 h. The reaction mixture was diluted with EtOAc and water added. The aqueous layer was extracted with EtOAc. The organic layers were combined, dried, filtered and concentrated under vacuum. The crude residue was purified by Biotage column (0 to 30% EtOAc in hexanes) to give the desired product as pale yellow gum (300 mg, 39%). LCMS *calcd* for C₂₈H₃₁N₄OSi (M+H)⁺: m/z = 467.2. Found: 467.3.

Step 2: 1-(2-[3-(7-([2-(trimethylsilyl)ethoxy)methyl]-7H-pyrrolo[2,3-d]pyrimidin-4-yl)phenyl]-2,3-dihydro-1H-inden-2-yl)methanamine



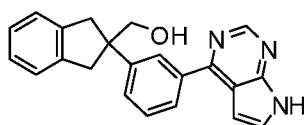
To a solution of 2-[3-(7-([2-(trimethylsilyl)ethoxy)methyl]-7H-pyrrolo[2,3-d]pyrimidin-4-yl)phenyl]indane-2-carbonitrile (30.0 mg, 0.064 mmol) in tetrahydrofuran (0.52 mL) was added 1.0 M lithium tetrahydroaluminate in tetrahydrofuran (0.084 mL, 0.084 mmol) at 0 °C. The reaction mixture was stirred at rt for 3 h. The reaction was quenched with NaOH (1 N), washed with water and extracted with EtOAc. The crude as light yellow gum (30 mg, 100%) was used directly in the next reaction. LCMS *calcd* for C₂₈H₃₅N₄OSi (M+H)⁺: m/z = 471.3. Found: 471.2.

Step 3: 1-(2-[3-(7H-Pyrrolo[2,3-d]pyrimidin-4-yl)phenyl]-2,3-dihydro-1H-inden-2-yl)methanamine

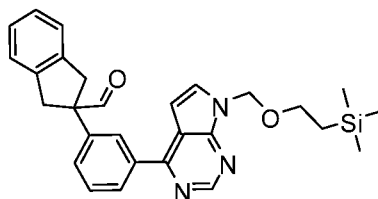
To a solution of 1-(2-[3-(7-([2-(trimethylsilyl)ethoxy)methyl]-7H-pyrrolo[2,3-d]pyrimidin-4-yl)phenyl]-2,3-dihydro-1H-inden-2-yl)methanamine (30 mg, 0.064 mmol) in methylene chloride (0.15 mL) was added trifluoroacetic acid (0.30 mL, 3.9 mmol). The

reaction mixture was stirred for 1 h, and then concentrated under vacuum. To this residue was added methanol (0.10 mL) and ethylenediamine (0.033 mL, 0.50 mmol). The reaction mixture was stirred for 15 min and then concentrated under vacuum. The crude residue was purified by prep LC-MS (pH = 10 method; XBridge™ PrepC18 5μm OBD™ column, 30x10 mm, 60 mL/min, eluting with a gradient of MeCN and water with NH₄OH) to give the desired product as a white powder (7.3 mg, 34%). LCMS *calcd* for C₂₂H₂₁N₄ (M+H)⁺: m/z = 341.2. Found: 341.3.

Example 12. {2-[3-(7H-Pyrrolo[2,3-i]pyrimidin-4-yl)phenyl]-2,3-dihydro-1H-inden-2-yl}methanol



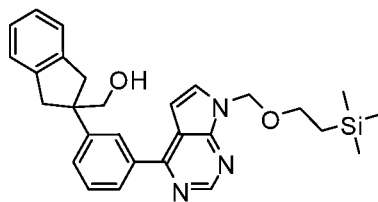
Step 1: 2-[3-(7-{[2-(trimethylsilyl)ethoxy]methyl}-7H-pyrrolo[2,3-d]pyrimidin-4-yl)phenyl]indane-2-carbaldehyde



To a solution of 2-[3-(7-{[2-(trimethylsilyl)ethoxy]methyl}-7H-pyrrolo[2,3-d]pyrimidin-4-yl)phenyl]indane-2-carbonitrile (Prepared in *Example 11, Step 7*; 50 mg, 0.11 mmol) in methylene chloride (0.45 mL) at -78 °C was slowly added a solution of 1.0 M diisobutylaluminum hydride in dichloromethane (0.27 mL, 0.27 mmol). The reaction mixture was stirred at -78 °C for 20 min. The dry-ice bath was removed, and MeOH (50 uL) was added to quench the reaction. The reaction mixture was treated with water and the aluminum salts chelated with 1 mL of a 1M aqueous solution of sodium potassium tartrate. The reaction mixture was partitioned between water and methylene chloride. The organic phase was dried over Na₂SO₄, filtered, and concentrated. The crude product (48 mg, 95%) was used in the next reaction without further purification. LCMS *calcd* for C₂₈H₃₂N₃O₂Si (M+H)⁺: m/z = 470.2. Found: 470.3.

Step 2: {2-[3-(7-{[2-(trimethylsilyl)ethoxy]methyl}-7H-pyrrolo[2,3-d]pyrimidin-4-

yl]phenyl]-2,3-dihydro-1*H*-inden-2-yl)methanol

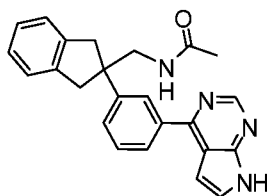


2-[3-(7-{[2-(Trimethylsilyl)ethoxy]methyl}-7 *H*-pyrrolo[2,3-*d*]pyrimidin-4-yl)phenyl]indane-2-carbaldehyde (25 mg, 0.053 mmol) was dissolved in tetrahydrofuran (0.80 mL), followed by the addition of sodium tetrahydroborate (16 mg, 0.42 mmol) at 0 °C. The reaction mixture was stirred at rt for 18 h. The mixture was filtered and concentrated under vacuum to give the desired crude product, which was used directly in the next step. LCMS *calcdiox* C₂₈H₃₄N₃O₂Si (M+H)⁺: m/z = 472.2. Found: 472.3.

Step 3: {2-[3-(7*H*-Pyrrolo[2,3-*d*]pyrimidin-4-yl)phenyl]-2,3-dihydro-1*H*-inden-2-yl)methanol

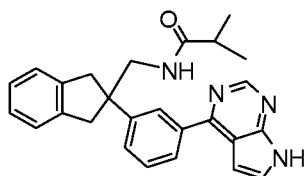
To a solution of {2-[3-(7-{[2-(trimethylsilyl)ethoxy]methyl}-7 *H*-pyrrolo[2,3-*d*]pyrimidin-4-yl)phenyl]-2,3-dihydro-1*H*-inden-2-yl)methanol (11.5 mg, 0.024 mmol) in methylene chloride (0.06 mL) was added trifluoroacetic acid (0.115 mL, 1.5 mmol). The reaction mixture was stirred for 20 min, and then concentrated *in vacuo*. To this residue was added methanol (0.10 mL) and ethylenediamine (0.04 mL, 0.5 mmol). The reaction mixture was stirred for 20 min and then concentrated *in vacuo*. The crude was purified by prep LC-MS (pH = 10 method; XBridge™ PrepC18 5μm OBD™ column, 30×10 mm, 60 mL/min, eluting with a gradient of MeCN and water with NH₄OH) to give the desired product as a white powder (1.3 mg, 16%). LCMS *calcdiox* C₂₂H₂₀N₃O (M+H)⁺: m/z = 342.2. Found: 342.3.

Example 16. A[^]-(2-[3-(7*H*-Pyrrolo[2,3-*i*]pyrimidin-4-yl)phenyl]-2,3-dihydro-1 *H*-inden-2-yl)methyl)acetamide



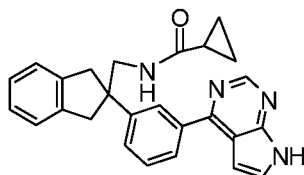
To a solution of 1-{2-[3-(7*H*-pyrrolo[2,3-*cf*]pyrimidin-4-yl)phenyl]-2,3-dihydro-1*H*-inden-2-yl}methanamine (Prepared in *Example 11*; 5.0 mg, 0.015 mmol) in tetrahydrofuran (0.06 mL) and 1.0 M sodium bicarbonate in water (0.029 mL, 0.029 mmol) at 0 °C, was added slowly acetic anhydride (4.0 mg, 0.04 mmol). The reaction mixture was stirred at rt for 20 min. After concentrated under reduced pressure, the crude was purified by prep LC-MS (pH = 10 method; XBridge™ PrepC18 5μm OBD™ column, 30x10 mm, 60 mL/min, eluting with a gradient of MeCN and water with NH₄OH) to give the desired product as a white powder (2.8 mg, 50%). LCMS *calcd* for C₂₄H₂₃N₄O (M+H)⁺: m/z = 383.2. Found: 383.3.

Example 17. 2-Methyl-A[^]-(2-[3-(7*H*-pyrrolo[2,3-*i*]pyrimidin-4-yl)phenyl]-2,3-dihydro-1*H*-inden-2-yl)methyl)propanamide



To a solution of 1-{2-[3-(7*H*-pyrrolo[2,3-*ii*]pyrimidin-4-yl)phenyl]-2,3-dihydro-1*H*-inden-2-yl}methanamine (Prepared in *Example 11*; 3.0 mg, 0.01 mmol) in tetrahydrofuran (0.036 mL) and 1.0 M sodium bicarbonate in water (0.018 mL, 0.018 mmol) at 0 °C, was added slowly 2-methyl-propanoic acid anhydride (2.8 mg, 0.018 mmol). The reaction mixture was stirred at rt for 30 min. After concentrated under reduced pressure, the crude was purified by prep LC-MS (pH = 10 method; XBridge™ PrepC18 5μm OBD™ column, 30x10 mm, 60 mL/min, eluting with a gradient of MeCN and water with NH₄OH) to give the desired product as a white powder (1.8 mg, 50%). LCMS *calcd* for C₂₆H₂₇N₄O (M+H)⁺: m/z = 411.2. Found: 411.3.

Example 18. A⁻-(2-[3-(7*H*-Pyrrolo[2,3-*i*]pyrimidin-4-yl)phenyl]-2,3-dihydro-1*H*-inden-2-yl)methyl)cyclopropanecarboxamide

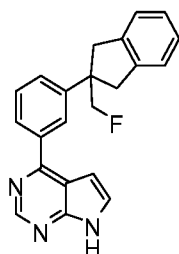


To a solution of 1-{2-[3-(7*H*-pyrrolo[2,3-*ii*]pyrimidin-4-yl)phenyl]-2,3-dihydro-1*H*-inden-2-yl}methanamine (Prepared in *Example 11*; 2.0 mg, 0.006 mmol) in tetrahydrofuran

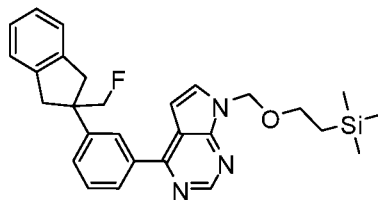
(0.024 mL) and 1.0 M sodium bicarbonate in water (0.012 mL, 0.012 mmol) at 0 °C, was added slowly cyclopropanecarbonyl chloride (2.5 mg, 0.023 mmol). The reaction mixture was stirred at rt for 15 min. After the reaction mixture was concentrated to dryness under reduced pressure, the crude residue was purified by prep LC-MS (pH = 10 method;

- 5 XBridge™ PrepC18 5μm OBD™ column, 30×10 mm, 60 mL/min, eluting with a gradient of MeCN and water with NH₄OH) to give the desired product as a white powder (1.1 mg, 46%). LCMS *calcdiox* C₂₆H₂₅N₄O (M+H)⁺: m/z = 409.3. Found: 409.3.

Example 19. 4-{3-[2-(Fluoromethyl)-2,3-dihydro-1H-inden-2-yl]phenyl}-7H-pyrrolo[2,3-i]pyrimidine



Step 1: 4-{3-[2-(Fluoromethyl)-2,3-dihydro-1H-inden-2-yl]phenyl}-7-{{2-(trimethylsilyl)ethoxy)methyl}}-7H-pyrrolo[2,3-d]pyrimidine



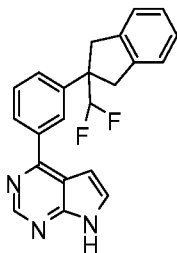
- 15 {2-[3-(7-{{2-(Trimethylsilyl)ethoxy)methyl}}-7H-pyrrolo[2,3-d]pyrimidin-4-yl)phenyl]-2,3-dihydro-1H-inden-2-yl}methanol (Prepared in *Example 12, Step 2*; 6.0 mg, 0.013 mmol) was dissolved in methylene chloride (0.08 mL), cooled to -78 °C, and then treated with diethylaminosulfur trifluoride (6.2 mg, 0.04 mmol). The resulting reaction mixture was warmed to rt and stirred at rt for 30 min. The reaction mixture was diluted with
- 20 water and MeOH, and then was purified by prep LC-MS (pH = 10 method; XBridge™ PrepC18 5μm OBD™ column, 30×10 mm, 60 mL/min, eluting with a gradient of MeCN and water with NH₄OH) to give the desired product as a white powder (1.7 mg, 28%). LCMS *calcdiox* C₂₈H₃₃FN₃OSi (M+H)⁺: m/z = 474.2. Found: 474.3.

- 25 Step 2: 4-{3-[2-(Fluoromethyl)-2,3-dihydro-1H-inden-2-yl]phenyl}-7H-pyrrolo[2,3-

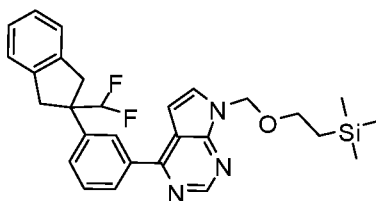
djpyrimidine

To a solution of 4-{3-[2-(fluoromethyl)-2,3-dihydro-1 *H*-inden-2-yl]phenyl}-7-{[2-(trimethylsilyl)ethoxy]methyl}-7 *H*-pyrrolo[2,3-*cf*]pyriniidine (3.0 mg, 0.006 mmol) in methylene chloride (0.015 mL) was added trifluoroacetic acid (0.03 mL, 0.4 mmol). The reaction mixture was stirred for 30 min, and then concentrated under vacuum. To this residue was added methanol (0.20 mL) and ethylenediamine (0.01 mL, 0.15 mmol). The reaction mixture was stirred for 10 min and then concentrated under vacuum. The crude was purified by prep LC-MS (pH = 10 method; XBridge™ PrepC18 5μm OBD™ column, 30×10 mm, 60 mL/min, eluting with a gradient of MeCN and water with NH₄OH) to give the desired product as a white powder (1.0 mg, 40%). LCMS *calcd* for C₂₂H₁₉FN₃ (M+H)⁺: m/z = 344.2. Found: 344.2.

Example 20. 4-{3-[2-(Difluoromethyl)-2,3-dihydro-1 *H*-inden-2-yl]phenyl}-7*H*-pyrrolo [2,3-*rf*]pyrimidine



*Step 1: 4-{3-[2-(Difluoromethyl)-2,3-dihydro-1*H*-inden-2-yl]phenyl}-7-{[2-(trimethylsilyl)ethoxy]methyl}-7*H*-pyrrolo[2,3-*d*]pyrimidine*



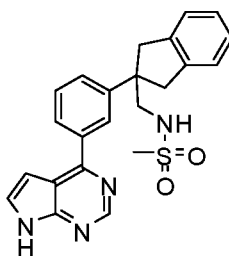
2-[3-(7-{[2-(Trimethylsilyl)ethoxy]methyl}-7 *H*-pyrrolo[2,3-*d*]pyrimidin-4-yl)phenyl]indane-2-carbaldehyde (Prepared in *Example 12, Step 1*; 6.0 mg, 0.013 mmol) was dissolved in methylene chloride (0.08 mL), cooled to -78 °C, and then treated with diethylaminosulfur trifluoride (8.2 mg, 0.05 mmol). The resulting reaction mixture was warmed up to rt and stirred at rt for 80 min. The reaction mixture was diluted with water and MeOH, and then was purified by prep LC-MS (pH = 10 method; XBridge™ PrepC18 5μm OBD™ column, 30x10 mm, 60 mL/min, eluting with a gradient of MeCN and water with

NH₄OH) to give the desired product as a white powder (2.0 mg, 32%). LCMS *calcd* for C₂₈H₃₂F₂N₃O₃ (M+H)⁺: m/z = 492.2. Found: 492.3.

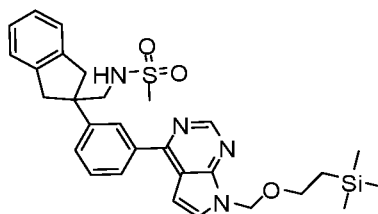
Step 2: 4-{3-[2-(Difluoromethyl)-2,3-dihydro-1H-inden-2-yl]phenyl}-7H-pyrrolo[2,3-
5 *d*]pyrimidine

To a solution of 4-{3-[2-(difluoromethyl)-2,3-dihydro-1H-inden-2-yl]phenyl}-7-{{2-(trimethylsilyl)ethoxy)methyl}-7H-pyrrolo[2,3-*d*]pyrimidine (2.5 mg, 0.005 mmol) in methylene chloride (0.03 mL) was added trifluoroacetic acid (0.06 mL, 0.78 mmol). The reaction mixture was stirred for 30 min, and then concentrated under vacuum. To this residue
10 was added methanol (0.08 mL) and ethylenediamine (0.01 mL, 0.15 mmol). The reaction mixture was stirred for 10 min and then concentrated under vacuum. The crude was purified by prep LC-MS (pH = 10 method; XBridge™ PrepC18 5μm OBD™ column, 30×10 mm, 60 mL/min, eluting with a gradient of MeCN and water with NH₄OH) to give the desired product as a white powder (1.2 mg, 65%). LCMS *calcd* for C₂₂H₁₈F₂N₃ (M+H)⁺: m/z =
15 362.2. Found: 362.3.

Example 21. N-((2-{3-(7H-Pyrrolo[2,3-*i*]pyrimidin-4-yl)phenyl}-2,3-dihydro-1H-inden-2-yl)methyl)methanesulfonamide



Step 1: N-((2-{3-(7-{{2-(Trimethylsilyl)ethoxy)methyl}-7H-pyrrolo[2,3-*d*]pyrimidin-4-yl)phenyl}-2,3-dihydro-1H-inden-2-yl)methyl)methanesulfonamide



To a mixture of 1-{2-[3-(7-{{2-(trimethylsilyl)ethoxy)methyl}-7H-pyrrolo[2,3-*d*]pyrimidin-4-yl)phenyl]-2,3-dihydro-1H-inden-2-yl}methanamine (Prepared in Example 11,

Step 2; 8.0 mg, 0.017 mmol) in methylene chloride (0.11 mL) was added triethylamine (3.6

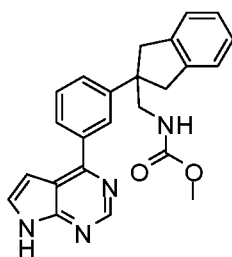
μL , 0.03 mmol), followed by the addition of methanesulfonyl chloride (2.7 mg, 0.02 mmol) at 0 °C. The reaction mixture was stirred at rt for 1 h, then concentrated to dryness under reduced pressure. The resulting crude residue was used directly in next step. LCMS *calcd* for $\text{C}_{29}\text{H}_{37}\text{N}_4\text{O}_3\text{SSi}$ (M+H)⁺: m/z = 549.2. Found: 549.3.

5

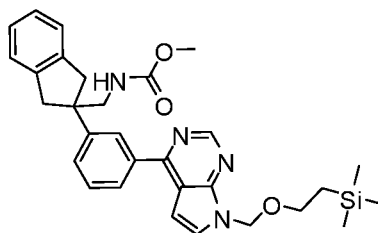
Step 2: N-({2-[3-(7H-Pyrrolo[2,3-d]pyrimidin-4-yl)phenyl]-2,3-dihydro-1H-inden-2-yl)methyl}methanesulfonamide

To a solution of *N-({2-[3-(7- {2-(trimethylsilyl)ethoxy)methyl} -7H-pyrrolo[2,3-d]pyrimidin-4-yl)phenyl]-2,3-dihydro-1H-inden-2-yl)methyl}methanesulfonamide* (9.3 mg, 0.017 mmol) in methylene chloride (0.04 mL) was added trifluoroacetic acid (0.08 mL, 1.0 mmol). The reaction mixture was stirred at rt for 30 min, and then concentrated under vacuum. To this residue was added methanol (0.20 mL) and ethylenediamine (0.013 mL, 0.2 mmol). The reaction mixture was stirred for 10 min and then concentrated under vacuum. The crude was purified by prep LC-MS (pH = 10 method; XBridge™ PrepC18 5 μm OBD™ column, 30x10 mm, 60 mL/min, eluting with a gradient of MeCN and water with NH_4OH) to give the desired product as a white powder (3.6 mg, 51%). LCMS *calcd* for $\text{C}_{23}\text{H}_{23}\text{N}_4\text{O}_2\text{S}$ (M+H)⁺: m/z = 419.2. Found: 419.3.

Example 22. Methyl ({2-[3-(7H-pyrrolo[2,3-rf]pyrimidin-4-yl)phenyl]-2,3-dihydro-1H-inden-2-yl)methyl}carbamate



Step 1: Methyl ({2-[3-(7-{2-(trimethylsilyl)ethoxy)methyl}-7H-pyrrolo[2,3-d]pyrimidin-4-yl]phenyl]-2,3-dihydro-1H-inden-2-yl)methyl}carbamate

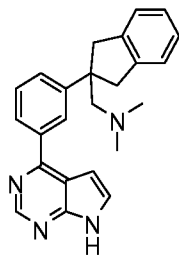


To a mixture of 1-{2-[3-(7-{[2-(trimethylsilyl)ethoxy]methyl}-7 *H*-pyrrolo[2,3-*d*]pyrimidin-4-yl)phenyl]-2,3-dihydro-1*H*-inden-2-yl}methanamine (Prepared in *Example 11*, *Step 2*; 8.0 mg, 0.017 mmol) in methylene chloride (0.11 mL) was added triethylamine (3.6 μ L, 0.03 mmol), followed by the addition of methyl chloroformate (2.1 mg, 0.02 mmol) at 0 °C. The reaction mixture was stirred at rt for 1 h, then concentrated to dryness under reduced pressure. The resulting crude was used directly in next step. LCMS *calcd* for C₃₀H₃₇N₄O₃S1 (M+H)⁺: m/z = 529.3. Found: 529.3.

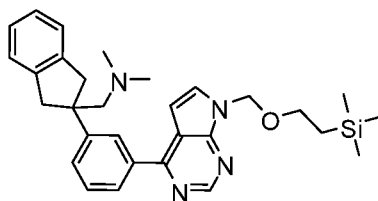
*Step 2: Methyl ({2-[3-(7*H*-pyrrolo[2,3-*d*]pyrimidin-4-yl)phenyl]-2,3-dihydro-1*H*-inden-2-yl}methyl)carbamate*

To a solution of methyl ({2-[3-(7-{[2-(trimethylsilyl)ethoxy]methyl}-7 *H*-pyrrolo[2,3-*d*]pyrimidin-4-yl)phenyl]-2,3-dihydro-1*H*-inden-2-yl}methyl)carbamate (9.0 mg, 0.017 mmol) in methylene chloride (0.04 mL) was added trifluoroacetic acid (0.08 mL, 1.0 mmol). The reaction mixture was stirred for 30 min, and then concentrated under vacuum. To this residue was added methanol (0.20 mL) and ethylenediamine (0.01 mL, 0.16 mmol). The reaction mixture was stirred for 10 min and then concentrated under vacuum. The crude was purified by prep LC-MS (pH = 10 method; XBridge™ PrepC18 5 μ m OBD™ column, 30x10 mm, 60 mL/min, eluting with a gradient of MeCN and water with NH₄OH) to give the desired product as a white powder (3.2 mg, 47%). LCMS *calcd* for C₂₄H₂₃N₄O₂ (M+H)⁺: m/z = 399.2. Found: 399.3.

Example 23. *N,N*-Dimethyl-1-{2-[3-(7*H*-pyrrolo [2,3-*rf*]pyrimidin-4-yl)phenyl] -2,3-dihydro- 1*H*-inden-2-yl }methanamine



*Step 1: N,N-Dimethyl-1-{2-[3-(7-{[2-(trimethylsilyl)ethoxy]methyl}-7*H*-pyrrolo[2,3-*d*]pyrimidin-4-yl)phenyl]-2,3-dihydro-1*H*-inden-2-yl}methanamine*

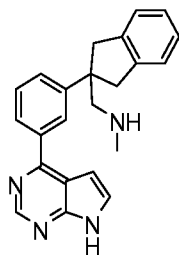


A solution of 2-[3-(7-{ [2-(trimethylsilyl)ethoxy]methyl}-7 *H*-pyrrolo[2,3-
cf[pyrimidin-4-yl]phenyl]indane-2-carbaldehyde (Prepared in *Example 12, Step 1*; 5.0 mg,
0.011 mmol) in dry methylene chloride (0.04 mL) was treated with 2.0 M dimethylamine in
5 THF (0.027 mL, 0.05 mmol), followed by the addition of sodium triacetoxyborohydride (9.0
mg, 0.04 mmol) and stirred at rt for 20 min. The reaction mixture was diluted with H₂O and
EtOAc. The aqueous layer was extracted with EtOAc (x 3). The combined organic layers
were dried, filtered and concentrated under vacuum to give the desired product, which was
used as crude in the next step. LCMS *calcd* for C₃₀H₃₉N₄OSi (M+H)⁺: m/z = 499.3. Found:
10 499.3.

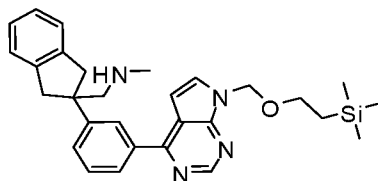
Step 2: N,N-Dimethyl-1-{2-[3-(7H-pyrrolo[2,3-d]pyrimidin-4-yl)phenyl]-2,3-dihydro-1H-inden-2-yl}methanamine

To a solution of *N,N*-dimethyl-1-{2-[3-(7-{ [2-(trimethylsilyl)ethoxy]methyl}-7 *H*-
15 pyrrolo[2,3-*d*]pyrimidin-4-yl)phenyl]-2,3-dihydro-1*H*-inden-2-yl}methanamine (Prepared in
Example 11, Step 2; 5.3 mg, 0.011 mmol) in methylene chloride (0.025 mL) was added
trifluoroacetic acid (0.05 mL, 0.65 mmol). The reaction mixture was stirred for 30 min, and
then concentrated under vacuum. To this residue was added methanol (0.20 mL) and
ethylenediamine (0.01 mL, 0.17 mmol). The reaction mixture was stirred for 10 min and then
20 concentrated under vacuum. The crude was purified by prep LC-MS (pH = 10 method;
XBridge™ PrepC18 5μm OBD™ column, 30×10 mm, 60 mL/min, eluting with a gradient of
MeCN and water with NH₄OH) to give the desired product as a white powder (2.5 mg, 64%).
LCMS *calcd* for C₂₄H₂₅N₄ (M+H)⁺: m/z = 369.2. Found: 369.3.

Example 24. A¹-Methyl-1-{2-[3-(7*H*-pyrrolo[2,3-*i*]pyrimidin-4-yl)phenyl]-2,3-dihydro-1*H*-inden-2-yl}methanamine



Step 1: *N*-Methyl-1-(2-[3-(7-{[2-(trimethylsilyl)ethoxy]methyl}-7H-pyrrolo[2, 3-d]pyrimidin-4-yl)phenyl]-2, 3-dihydro-1H-inden-2-yl)methanamine



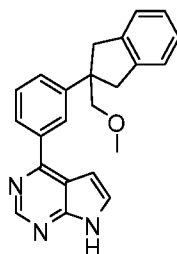
5 A solution of 2-[3-(7-{ [2-(trimethylsilyl)ethoxy]methyl}-7 H-pyrrolo[2,3-
cf[pyrimidin-4-yl)phenyl]indane-2-carbaldehyde (Prepared in *Example 12, Step 1*; 4.0 mg,
0.01 mmol) in dry methylene chloride (0.033 mL) was treated with 2.0 M methylamine in
THF (0.021 mL, 0.042 mmol) at rt, followed by the addition of sodium triacetoxyborohydride
(7.2 mg, 0.034 mmol) and two drops of AcOH. The reaction mixture was stirred at rt for 30
10 min. The reaction mixture was diluted with H₂O and EtOAc. The aqueous layer was extracted
with EtOAc (x3). The combined organic layers were dried, filtered and concentrated under
vacuum to give the desired product, which was used as crude in the next step. LCMS *calcd*
for C₂₉H₃₇N₄O₃Si (M+H)⁺: m/z = 485.3. Found: 485.3.

15 Step 2: *N*-Methyl-1-(2-[3-(7H-pyrrolo[2,3-d]pyrimidin-4-yl)phenyl]-2,3-dihydro-1H-inden-
2-yl)methanamine

To a solution of *N*-methyl-1- {2-[3-(7- {[2-(trimethylsilyl)ethoxy]methyl}-7 H-
pyrrolo[2,3-d]pyr midin-4-yl)phenyl]-2,3-dihydro-1H-inden-2-yl)methanamine (Prepared in
Example 11, Step 2; 4.1 mg, 0.008 mmol) in methylene chloride (0.02 mL) was added
20 trifluoroacetic acid (0.04 mL, 0.5 mmol). The reaction mixture was stirred for 30 min, and
then concentrated under vacuum. To this residue was added methanol (0.20 mL) and
ethylenediamine (0.03 mL, 0.05 mmol). The reaction mixture was stirred for 10 min and then
concentrated under vacuum. The crude residue was purified by prep LC-MS (pH = 10
method; XBridge™ PrepC 18 5μm OBD™ column, 30×10 mm, 60 mL/min, eluting with a
25 gradient of MeCN and water with NH₄OH) to give the desired product as a white powder (2.1

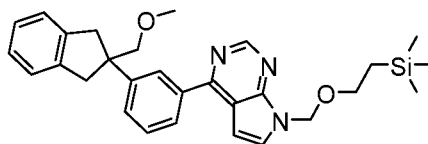
mg, 70%). LCMS *calcd* for $C_{23}H_{23}N_4$ (M+H)⁺: m/z = 355.2. Found: 355.3.

Example 25. 4-{3-[2-(Methoxymethyl)-2,3-dihydro-1*H*-inden-2-yl]phenyl}-7*H*-pyrrolo [2,3-*rf*]pyrimidine



5

*Step 1: 4-{3-[2-(Methoxymethyl)-2,3-dihydro-1*H*-inden-2-yl]phenyl}-7-{[2-((trimethylsilyl)ethoxy)methyl]-7*H*-pyrrolo[2,3-*d*]pyrimidine*



To a solution of {2-[3-(7-{[2-(trimethylsilyl)ethoxy)methyl]-7*H*-pyrrolo[2,3-*cf*]pyrimidin-4-yl]phenyl)-2,3-dihydro-1*H*-inden-2-yl} methanol (Prepared in *Example 12*,
Step 2; 8.5 mg, 0.02 mmol) in tetrahydrofuran (0.15 mL) was slowly added sodium hydride (5.8 mg, 0.14 mmol) at room temperature and the reaction mixture was stirred for 10 min, followed by the addition of methyl iodide (20. mg, 0.14 mmol). The reaction mixture was stirred at rt for 16 h, then diluted with EtOAc and water. The aqueous layer was extracted with ethyl acetate. The organic layers were combined, dried, filtered and concentrated under vacuum. The crude was purified by prep LC-MS (pH = 10 method; XBridge™ PrepC 18 5μm OBD™ column, 30x 10 mm, 60 mL/min, eluting with a gradient of MeCN and water with NH₄OH) to give the desired product as a white powder (2.5 mg, 28%). LCMS *calcd* for $C_{29}H_{36}N_3O_2Si$ (M+H)⁺: m/z = 486.3. Found: 486.3.

20

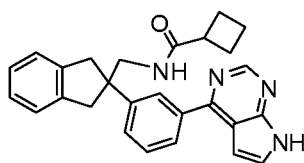
*Step 2: 4-{3-[2-(Methoxymethyl)-2,3-dihydro-1*H*-inden-2-yl]phenyl}-7*H*-pyrrolo[2,3-*dj*]pyrimidine*

To a solution of 4-{3-[2-(methoxymethyl)-2,3-dihydro-1*H*-inden-2-yl]phenyl}-7-{[2-(trimethylsilyl)ethoxy)methyl]-7*H*-pyrrolo[2,3-*d*]pyrimidine (2.5 mg, 0.005 mmol) in methylene chloride (0.012 mL) was added trifluoroacetic acid (0.024 mL, 0.3 mmol). The reaction mixture was stirred for 30 min, and then concentrated under vacuum. To this residue

25

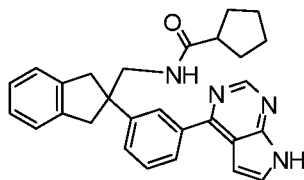
was added methanol (0.20 mL) and ethylenediamine (0.008 mL, 0.12 mmol). The reaction mixture was stirred for 10 min and then concentrated under vacuum. The crude was purified by prep LC-MS (pH = 10 method; XBridge™ PrepC18 5μm OBD™ column, 30×10 mm, 60 mL/min, eluting with a gradient of MeCN and water with NH₄OH) to give the desired product as a white powder (1.3 mg, 71%). LCMS *calcd* for C₂₃H₂₂N₃O (M+H)⁺: m/z = 356.2. Found: 356.3.

Example 26. 1-({2-[3-(7H-Pyrrolo[2,3-i]pyrimidin-4-yl)phenyl]-2,3-dihydro-1H-inden-2-yl}methyl)cyclobutanecarboxamide



To a solution of 1-({2-[3-(7H-pyrrolo[2,3-i]pyrimidin-4-yl)phenyl]-2,3-dihydro-1H-inden-2-yl}methanamine (Prepared in *Example 11*; 2.0 mg, 0.006 mmol) in tetrahydrofuran (0.05 mL) and 1.0 M sodium bicarbonate in water (0.012 mL, 0.012 mmol) at 0 °C, was added slowly cyclobutanecarboxylic acid chloride (3.5 mg, 0.03 mmol). The reaction mixture was stirred at rt for 30 min. After the reaction mixture was concentrated under reduced pressure, the crude residue was purified by prep LC-MS (pH = 10 method; XBridge™ PrepC18 5μm OBD™ column, 30×10 mm, 60 mL/min, eluting with a gradient of MeCN and water with NH₄OH) to give the desired product as a white powder (1.2 mg, 45%). LCMS *calcdiox* C₂₇H₂₇N₄O (M+H)⁺: m/z = 423.2. Found: 423.3.

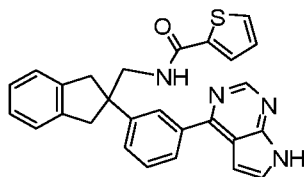
Example 27. 1-({2-[3-(7H-Pyrrolo[2,3-i]pyrimidin-4-yl)phenyl]-2,3-dihydro-1H-inden-2-yl}methyl)cyclopentanecarboxamide



To a solution of 1-({2-[3-(7H-pyrrolo[2,3-i]pyrimidin-4-yl)phenyl]-2,3-dihydro-1H-inden-2-yl}methanamine (Prepared in *Example 11*; 2.0 mg, 0.006 mmol) in tetrahydrofuran (0.048 mL) and 1.0 M sodium bicarbonate in water (0.012 mL, 0.012 mmol) at 0 °C, was added slowly cyclopentanecarbonyl chloride (3.1 mg, 0.023 mmol). The reaction mixture was

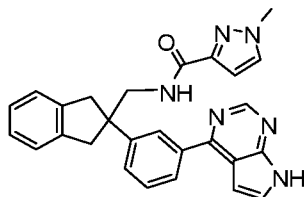
stirred at rt for 10 min. After the reaction mixture was concentrated to dryness under reduced pressure, the crude was purified by prep LC-MS (pH = 10 method; XBridge™ PrepC18 5μm OBD™ column, 30x10 mm, 60 mL/min, eluting with a gradient of MeCN and water with NH₄OH) to give the desired product as a white powder (1.0 mg, 39%). LCMS *calcd* for C₂₈H₂₉N₄O (M+H)⁺: m/z = 437.2. Found: 437.3.

Example 28. iV-(((2-3-(7*H*-Pyrrolo[2,3-*d*]pyrimidin-4-yl)phenyl)-2,3-dihydro-1*H*-inden-2-yl)methyl)thiophene-2-carboxamide



To a solution of 1-{2-[3-(7*H*-pyrrolo[2,3-*cf*]pyrimidin-4-yl)phenyl]-2,3-dihydro-1*H*-inden-2-yl}methanamine (Prepared in *Example 11*; 2.0 mg, 0.006 mmol) in tetrahydrofuran (0.048 mL) and 1.0 M sodium bicarbonate in water (0.012 mL, 0.012 mmol) at rt, was added slowly 2-thiophenecarboxylic acid chloride (8.6 mg, 0.06 mmol). The reaction mixture was stirred at rt for 10 min. After concentrated under reduced pressure, the crude was purified by prep LC-MS (pH = 10 method; XBridge™ PrepC18 5μm OBD™ column, 30×10 mm, 60 mL/min, eluting with a gradient of MeCN and water with NH₄OH) to give the desired product as a white powder (1.2 mg, 45%). LCMS *calcd* for C₂₇H₂₃N₄OS (M+H)⁺: m/z = 451.2. Found: 451.3.

Example 29. 1-Methyl -A/-((2-[3-(7*H*-pyrrolo[2,3-*i*]pyrimidin-4-yl)phenyl]-2,3-dihydro-1*H*-inden-2-yl)methyl)-1*H*-pyrazole-3-carboxamide

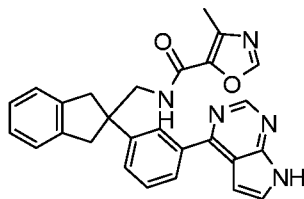


To a solution of 1-{2-[3-(7*H*-pyrrolo[2,3-*ii*]pyrimidin-4-yl)phenyl]-2,3-dihydro-1*H*-inden-2-yl}methanamine (Prepared in *Example 11*; 2.0 mg, 0.006 mmol) in tetrahydrofuran (0.048 mL) and 1.0 M sodium bicarbonate in water (0.012 mL, 0.012 mmol) at rt, was added slowly 1-methyl-1*H*-pyrazole-3-carbonyl chloride (from Aldrich; 4.2 mg, 0.03 mmol). The

reaction mixture was stirred at rt for 10 min. After the reaction mixture was concentrated under reduced pressure, the crude residue was purified by prep LC-MS (pH = 10 method; XBridge™ PrepC18 5μm OBD™ column, 30×10 mm, 60 mL/min, eluting with a gradient of MeCN and water with NH₄OH) to give the desired product as a white powder (2.0 mg, 76%).

5 LCMS *calcdiox* C₂₇H₂₅N₆O (M+H)⁺: m/z = 449.2. Found: 449.3.

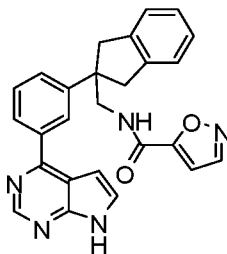
Example 30. 4-Methyl-1-((2-[3-(7*H*-pyrrolo[2,3-*i*]pyrimidin-4-yl)phenyl]-2,3-dihydro-1*H*-inden-2-yl)methyl)-1,3-oxazole-5-carboxamide



10 To a solution of 1-((2-[3-(7*H*-pyrrolo[2,3-*ii*]pyrimidin-4-yl)phenyl]-2,3-dihydro-1*H*-inden-2-yl)methanamine (Prepared in *Example 11*; 2.0 mg, 0.006 mmol) in tetrahydrofuran (0.048 mL) and 1.0 M sodium bicarbonate in water (0.012 mL, 0.012 mmol) at rt, was added slowly 4-methyl-1,3-oxazole-5-carbonyl chloride (from Asta Tech; 4.3 mg, 0.03 mmol). The reaction mixture was stirred at rt for 60 min. After the reaction mixture was concentrated under reduced pressure, the crude was purified by prep LC-MS (pH = 10 method; XBridge™

15 PrepC18 5μm OBD™ column, 30×10 mm, 60 mL/min, eluting with a gradient of MeCN and water with NH₄OH) to give the desired product as a white powder (1.3 mg, 45%). LCMS *calcdiox* C₂₇H₂₄N₅O₂ (M+H)⁺: m/z = 450.2. Found: 450.3.

20 **Example 31. 1-((2-[3-(7*H*-Pyrrolo[2,3-*i*]pyrimidin-4-yl)phenyl]-2,3-dihydro-1*H*-inden-2-yl)methyl)isoxazole-5-carboxamide**

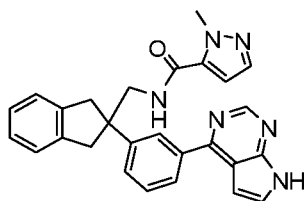


1-((2-[3-(7*H*-Pyrrolo[2,3-*cf*]pyrimidin-4-yl)phenyl]-2,3-dihydro-1*H*-inden-2-yl)methanamine (Prepared in *Example 11*; 2.0 mg, 0.006 mmol), isoxazole-5-carboxylic acid

25 (from Combi-Block; 1.0 mg, 0.009 mmol), *N,N,N',N'*-tetramethyl-0-(7-azabenzotriazol-1-

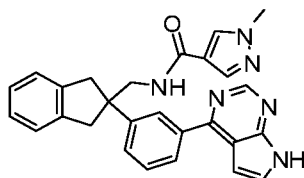
yl)uronium hexafluorophosphate (5.6 mg, 0.015 mmol) in *N,N*-dimethylformamide (0.08 mL) and *N,N*-diisopropylethylamine (2.3 mg, 0.02 mmol) were mixed together and stirred at rt for 1 h. The reaction mixture was filtered, concentrated and purified by prep LC-MS (pH = 10 method; XBridge™ PrepC18 5μm OBD™ column, 30×10 mm, 60 mL/min, eluting with a
 5 gradient of MeCN and water with NH₄OH) to give the desired product as a white powder (1.6 mg, 62%). LCMS *calcdiox* C₂₆H₂₂N₅O₂ (M+H)⁺: m/z = 436.2. Found: 436.3.

Example 32. 1-Methyl -A[^]-(2-[3-(7*H*-pyrrolo[2,3-*i*]pyrimidin-4-yl)phenyl]-2,3-dihydro-1*H*-inden-2-yl)methyl)-1 *H*-pyrazole-5-carboxamide



To a solution of 1-{2-[3-(7*H*-pyrrolo[2,3-*cf*]pyrimidin-4-yl)phenyl]-2,3-dihydro-1 *H*-inden-2-yl}methanamine (Prepared in *Example 11*; 2.0 mg, 0.006 mmol) in tetrahydrofuran (0.048 mL) and 1.0 M sodium bicarbonate in water (0.012 mL, 0.012 mmol) at rt, was added slowly 1-methyl-1*H*-pyrazole-5-carbonyl chloride (from Combi-Block; 4.2 mg, 0.03 mmol).
 15 The reaction mixture was stirred at rt for 10 min. After the reaction mixture was concentrated, the crude residue was purified by prep LC-MS (pH = 10 method; XBridge™ PrepC18 5μm OBD™ column, 30×10 mm, 60 mL/min, eluting with a gradient of MeCN and water with NH₄OH) to give the desired product as a white powder (2.2 mg, 83%). LCMS *calcdiox* C₂₇H₂₅N₆O (M+H)⁺: m/z = 449.2. Found: 449.3.

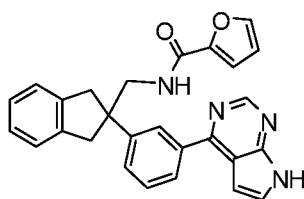
Example 33. 1-Methyl -A⁻-(2-[3-(7*H*-pyrrolo[2,3-*i*]pyrimidin-4-yl)phenyl]-2,3-dihydro-1*H*-inden-2-yl)methyl)-1 *H*-pyrazole-4-carboxamide



To a solution of 1-{2-[3-(7*H*-pyrrolo[2,3-*cf*]pyrimidin-4-yl)phenyl]-2,3-dihydro-1 *H*-inden-2-yl}methanamine (Prepared in *Example 11*; 2.0 mg, 0.006 mmol) in tetrahydrofuran (0.048 mL) and 1.0 M sodium bicarbonate in water (0.012 mL, 0.012 mmol) at rt, was added
 25

slowly 1-methyl-1*H*-pyrazole-4-carbonyl chloride (from Combi-Block; 4.2 mg, 0.03 mmol). The reaction mixture was stirred at rt for 10 min. After the reaction mixture was concentrated under reduced pressure, the crude residue was purified by prep LC-MS (pH = 10 method; XBridge™ PrepC18 5μm OBD™ column, 30×10 mm, 60 mL/min, eluting with a gradient of MeCN and water with NH₄OH) to give the desired product as a white powder (1.8 mg, 68%).
 5 LCMS *calcdiox* C₂₇H₂₅N₆O (M+H)⁺: m/z = 449.2. Found: 449.3.

Example 34. A⁺-(2-[3-(7*H*-Pyrrolo[2,3-*i*]pyrimidin-4-yl)phenyl]-2,3-dihydro-1 *H*-inden-2-yl)methyl)-2-furamide

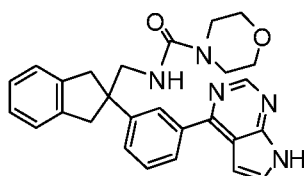


10

To a solution of 1-{2-[3-(7*H*-pyrrolo[2,3-*cf*]pyrimidin-4-yl)phenyl]-2,3-dihydro-1 *H*-inden-2-yl}methanamine (Prepared in *Example 11*; 2.0 mg, 0.006 mmol) in tetrahydrofuran (0.048 mL) and 1.0 M sodium bicarbonate in water (0.012 mL, 0.012 mmol) at rt, was added slowly 2-furancarboxyl chloride (from Anichem; 7.7 mg, 0.06 mmol). The reaction mixture
 15 was stirred at rt for 40 min. After the reaction mixture was concentrated under reduced pressure, the crude residue was purified by prep LC-MS (pH = 10 method; XBridge™ PrepC18 5μm OBD™ column, 30×10 mm, 60 mL/min, eluting with a gradient of MeCN and water with NH₄OH) to give the desired product as a white powder (0.9 mg, 40%). LCMS *calcdiox* C₂₇H₂₃N₄O₂ (M+H)⁺: m/z = 435.2. Found: 435.3.

20

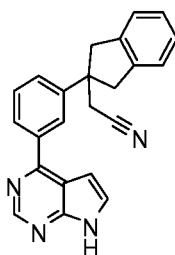
Example 35. A⁻-(2-[3-(7*H*-Pyrrolo[2,3-*i*]pyrimidin-4-yl)phenyl]-2,3-dihydro-1 *H*-inden-2-yl)methyl)morpholine-4-carboxamide



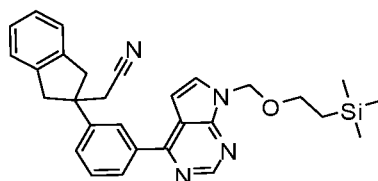
To a solution of 1-{2-[3-(7*H*-pyrrolo[2,3-*ii*]pyrimidin-4-yl)phenyl]-2,3-dihydro-1 *H*-inden-2-yl}methanamine (Prepared in *Example 11*; 2.0 mg, 0.006 mmol) in tetrahydrofuran (0.048 mL) and 1.0 M sodium bicarbonate in water (0.012 mL, 0.012 mmol) at rt, was added
 25

slowly morpholine-4-carbonyl chloride (from Aldrich; 8.8 mg, 0.06 mmol). The reaction mixture was stirred at rt for 20 min. After the reaction mixture was concentrated, the crude residue was purified by prep LC-MS (pH = 10 method; XBridge™ PrepC18 5μm OBD™ column, 30x10 mm, 60 mL/min, eluting with a gradient of MeCN and water with NH₄OH) to give the desired product as a white powder (1.5 mg, 56%). LCMS *calcd* for C₂₇H₂₈N₅O₂ (M+H)⁺: m/z = 454.2. Found: 454.3.

Example 36. {2-[3-(7H-Pyrrolo[2,3-i|pyrimidin-4-yl)phenyl]-2,3-dihydro-1H-inden-2-yl}acetonitrile



Step 1: {2-[3-(7-{[2-(trimethylsilyl)ethoxy]methyl}-7H-pyrrolo[2,3-d]pyrimidin-4-yl)phenyl]-2,3-dihydro-1H-inden-2-yl}acetonitrile

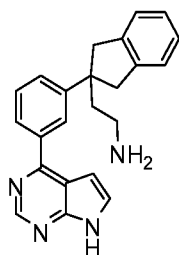


To a mixture of {2-[3-(7-{[2-(trimethylsilyl)ethoxy]methyl}-7 H-pyrrolo[2,3-d]pyrimidin-4-yl)phenyl]-2,3-dihydro-1H-inden-2-yl}methanol (Prepared in *Example 12*,
Step 2; 10.0 mg, 0.02 mmol) in methylene chloride (0.14 mL) was added triethylamine (8.9 μL, 0.06 mmol), followed by the addition of methanesulfonyl chloride (12.1 mg, 0.11 mmol) at 0 °C. After the reaction mixture was stirred at rt for 1 h, the resultant reaction mixture was concentrated to dryness under reduced pressure. The resulting crude mesylate was dissolved in *NN*-dimethylformamide (0.12 mL) and treated with sodium cyanide (103.9 mg, 2.1 mmol) at 120 °C for 16 h. After filtration, the crude filtrate was purified by prep LC-MS (pH = 10 method; XBridge™ PrepC18 5μm OBD™ column, 30x10 mm, 60 mL/min, eluting with a gradient of MeCN and water with NH₄OH) to give the desired product as a white powder (6.6 mg, 65%). LCMS *calcd* for C₂₉H₃₃N₄O_{Si} (M+H)⁺: m/z = 481.2. Found: 481.3.

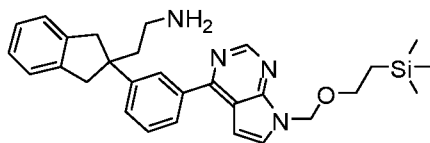
Step 2: {2-[3-(7H-Pyrrolo[2,3-d]pyrimidin-4-yl)phenyl]-2,3-dihydro-1H-inden-2-yl}acetonitrile

To a solution of {2-[3-(7-{2-(trimethylsilyl)ethoxy)methyl}-7H-pyrrolo[2,3-d]pyrimidin-4-yl)phenyl]-2,3-dihydro-1H-inden-2-yl}acetonitrile (3.0 mg, 0.006 mmol) in methylene chloride (0.015 mL) was added trifluoroacetic acid (0.029 mL, 0.38 mmol). The reaction mixture was stirred for 30 min, and then concentrated under vacuum. To this residue was added methanol (0.20 mL) and ethylenediamine (0.007 mL, 0.10 mmol). The reaction mixture was stirred for 10 min and then concentrated under vacuum. The crude was purified by prep LC-MS (pH = 10 method; XBridge™ PrepC18 5μm OBD™ column, 30×10 mm, 60 mL/min, eluting with a gradient of MeCN and water with NH₄OH) to give the desired product as a white powder (1.5 mg, 68%). LCMS *calcd* for C₂₃H₁₉N₄ (M+H)⁺: m/z = 351.2. Found: 351.3.

Example 37. 2-{2-[3-(7H-Pyrrolo [2,3-rf]pyrimidin-4-yl)phenyl] -2,3-dihydro- 1H -inden-2-yl}ethanamine



Step 1: 2-{2-[3-(7-{2-(trimethylsilyl)ethoxy)methyl}-7H-pyrrolo[2,3-d]pyrimidin-4-yl)phenyl]-2,3-dihydro-1H-inden-2-yl}ethanamine



To a solution of {2-[3-(7-{2-(trimethylsilyl)ethoxy)methyl}-7H-pyrrolo[2,3-d]pyrimidin-4-yl)phenyl]-2,3-dihydro-1H-inden-2-yl}acetonitrile (Prepared in Example 36, Step 7; 4.6 mg, 0.01 mmol) in tetrahydrofuran (0.08 mL) was added 1.0 M lithium tetrahydroaluminate in tetrahydrofuran (0.012 mL, 0.012 mmol) at 0 °C. The reaction mixture was stirred at rt for 40 min. The reaction was quenched with NaOH (IN), washed with water and extracted with EtOAc. After the reaction mixture was concentrated, the crude product (4.6 mg, 100%) was used directly in the next reaction. LCMS *calcd* for C₂₉H₃₇N₄OSi

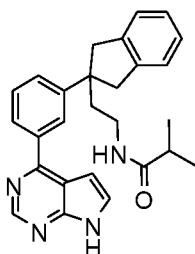
(M+H)⁺: m/z = 485.3. Found: 485.3.

Step 2: 2-{2-[3-(7H-Pyrrolo[2,3-d]pyrimidin-4-yl)phenyl]-2,3-dihydro-1H-inden-2-yl}ethanamine

5 To a solution of 2-{2-[3-(7-{[2-(trimethylsilyl)ethoxy]methyl}-7 *H*-pyrrolo[2,3-
d]pyrimidin-4-yl)phenyl]-2,3-dihydro-1*H*-inden-2-yl}ethanamine (4.6 mg, 0.01 mmol) in
methylene chloride (0.02 mL) was added trifluoroacetic acid (0.045 mL, 0.6 mmol). The
reaction mixture was stirred for 30 min, and then concentrated under vacuum. To this residue
was added methanol (0.20 mL) and ethylenediamine (0.008 mL, 0.11 mmol). The reaction
10 mixture was stirred for 10 min and then concentrated under vacuum. The crude was purified
by prep LC-MS (pH = 10 method; XBridge™ PrepC18 5μm OBD™ column, 30×10 mm, 60
mL/min, eluting with a gradient of MeCN and water with NH₄OH) to give the desired
product as a white powder (1.2 mg, 36%). LCMS *calcd* for C₂₃H₂₃N₄ (M+H)⁺: m/z = 355.2.
Found: 355.3.

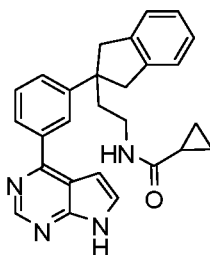
15

**Example 38. 2-Methyl-1V-(2-{2-[3-(7*H*-pyrrolo [2,3-*rf*]pyrimidin-4-yl)phenyl] -2,3-
dihydro-1*H*-inden-2-yl}ethyl)propanamide**



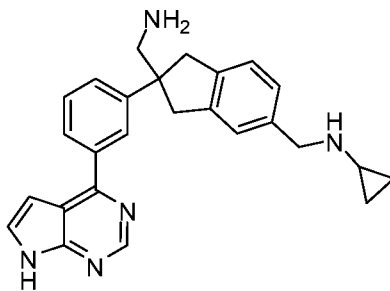
To a solution of 2-{2-[3-(7*H*-pyrrolo[2,3-*ii*]pyrimidin-4-yl)phenyl]-2,3-dihydro-1 *H*-
20 inden-2-yl}ethanamine (Prepared in *Example 37*; 2.0 mg, 0.006 mmol) in tetrahydrofuran
(0.02 mL) and 1.0 M sodium bicarbonate in water (0.01 mL, 0.01 mmol) at 0 °C, was added
slowly isobutyryl chloride (2.4 mg, 0.02 mmol). The reaction mixture was stirred at rt for 10
min. After the reaction mixture was concentrated *in vacuo*, the crude residue was purified by
prep LC-MS (pH = 10 method; XBridge™ PrepC18 5μm OBD™ column, 30×10 mm, 60
25 mL/min, eluting with a gradient of MeCN and water with NH₄OH) to give the desired
product as a white powder (1.5 mg, 63%). LCMS *calcd* for C₂₇H₂₉N₄O (M+H)⁺: m/z = 425.2.
Found: 425.2.

Example 39. *N*-(2-{2-[3-(7*H*-Pyrrolo [2,3-*rf*]pyrimidin-4-yl)phenyl] -2,3-dihydro- 1*H*-inden-2-yl}ethyl)cyclopropanecarboxamide

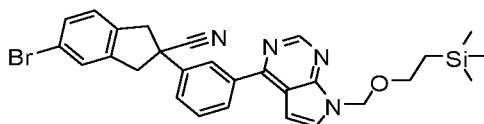


To a solution of 2-{2-[3-(7*H*-pyrrolo[2,3-*cf*]pyrimidin-4-yl)phenyl]-2,3-dihydro-1 *H*-inden-2-yl}ethanamine (Prepared in *Example 37*; 2.0 mg, 0.006 mmol) in tetrahydrofuran (0.02 mL) and 1.0 M sodium bicarbonate in water (0.01 mL, 0.01 mmol) at 0 °C, was added slowly cyclopropanecarbonyl chloride (2.4 mg, 0.02 mmol). The reaction mixture was stirred at rt for 20 min. After the reaction mixture was concentrated in vacuo, the crude residue was purified by prep LC-MS (pH = 10 method; XBridge™ PrepC18 5μm OBD™ column, 30x10 mm, 60 mL/min, eluting with a gradient of MeCN and water with NH₄OH) to give the desired product as a white powder (1.9 mg, 80%). LCMS *calcd* for C₂₇H₂₇N₄O (M+H)⁺: m/z = 423.2. Found: 423.3.

Example 40. At((2-(3 -(7*H*-Pyrrolo[2,3-*d*]pyrimidin-4-yl)phenyl)-2-(aminomethyl)-2,3-dihydro-1 *H*-inden-5-yl)methyl)cyclopropanamine



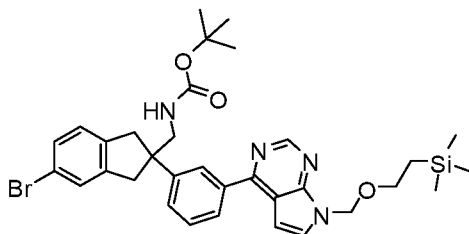
*Step 1: 5-Bromo-2-[3-(7-{[2-(trimethylsilyl)ethoxy]methyl}-7*H*-pyrrolo[2,3-*d*]pyrimidin-4-yl) phenyl]indane-2-carbonitrile*



To a mixture of sodium hydride (0.176 g, 4.40 mmol) in anhydrous tetrahydrofuran (5 mL) was added [3-(7-{[2-(trimethylsilyl)ethoxy]methyl}-7 *H*-pyrrolo [2,3-*d*]pyrimidin-4-

yl)phenyl]acetonitrile (Prepared in *Example 5, Step 1*; 0.400 g, 1.10 mmol) and the resulting solution was stirred for 30 min. 4-Bromo-1,2-bis(bromomethyl)benzene (from Ark Pharm; 0.376 g, 1.10 mmol) was added and the resulting mixture was stirred at ambient temperature overnight. The crude reaction mixture was quenched by the addition of methanol, filtered
 5 through a pad of Celite and washed with ethyl acetate. The filtrate was concentrated *in-vacuo* and the residue was purified by column chromatography on silica gel using a CombiFlash® apparatus eluting with ethyl acetate/ hexanes (0-30%) to afford 0.356 g of the desired product (59% yield). LCMS *calcd.* for $C_{28}H_{30}N_4O_3SiBr$ (M+H)⁺: m/z = 545. 1; found: 545. 1.

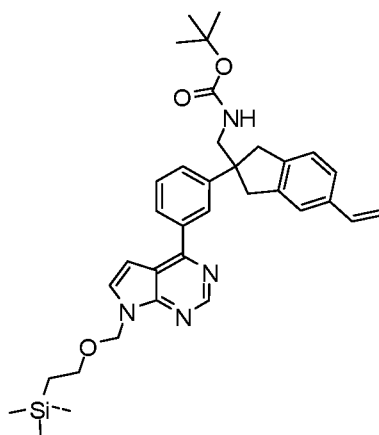
10 *Step 2: tert-butyl ({5-bromo-2-[3-(7-{[2-(trimethylsilyl)ethoxy]methyl}-7H-pyrrolo[2, 3-d]pyrimidin-4-yl)phenyl]-2, 3-dihydro-1H-inden-2-yl)methyl} carbamate*



To a 0°C solution of 5-bromo-2-[3-(7-{[2-(trimethylsilyl)ethoxy]methyl}-7 H-pyrrolo [2,3-d]pyrimidin-4-yl)phenyl]indane-2-carbonitrile (1.785 g, 3.3 mmol) in methanol
 15 (25 mL) was added sequentially nickel chloride hexahydrate (117 mg, 0.49 mmol), *di-tert*-butyldicarbonate (1.5 mL, 6.5 mmol), and sodium tetrahydroborate (0.866 g, 22.9 mmol) portion-wise over 1 h. After stirring overnight, a second aliquot of nickel chloride hexahydrate (117 mg, 0.49 mmol), di-fer/-butyldicarbonate (0.75 mL, 3.3 mmol), and sodium tetrahydroborate (1.0 g, 26.5 mmol) was added and stirring was continued at ambient
 20 temperature for 1 h. The crude reaction mixture was filtered through a pad of Celite and washed with ethyl acetate. The filtrate was concentrated *in-vacuo* and the residue was purified by column chromatography on silica gel using a CombiFlash® apparatus eluting with ethyl acetate/ hexanes (0-30%) to afford 1.486 g of the desired product (70% yield). LCMS *calcd.* for $C_{33}H_{41}N_4O_3SiBr$ (M+H)⁺: m/z = 649.2; found: 649.2.

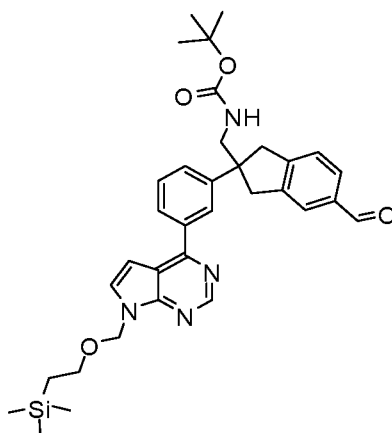
25

Step 3: tert-Butyl ({2-[3-(7-{[2-(trimethylsilyl)ethoxy]methyl}-7H-pyrrolo[2, 3-d]pyrimidin-4-yl)phenyl]-5-vinyl-2, 3-dihydro-1H-inden-2-yl)methyl} carbamate



A mixture of *tert*-butyl ({5-bromo-2-[3-(7- {2-(trimethylsilyl)ethoxy)methyl}-7 *H*-pyrrolo[2,3-d]pyrimidin-4-yl)phenyl]-2,3-dihydro-1 *H*-inden-2-yl)methylcarbamate (300 mg, 0.462 mmol), 4,4,5,5-tetramethyl-2-vinyl-1,3,2-dioxaborolane (160 μ L, 0.92 mmol), cesium carbonate (450 mg, 1.4 mmol), and tetrakis(triphenylphosphine)palladium (0) (37 mg, 0.032 mmol) in 1,4-dioxane (3.0 mL), ethanol (0.30 mL), and water (0.10 mL) was de-gassed and purged with N_2 (g) several times prior to heating in a sealed vial and stirred overnight. The crude reaction mixture was filtered through a pad of Celite and washed with ethyl acetate. The filtrate was concentrated in-vacuo and the residue was purified by column chromatography on silica gel using a CombiFlash® apparatus eluting with ethyl acetate/ hexanes (0-20%) to afford 276 mg of the desired product (100% yield). LCMS *calcd.* for $C_{35}H_{45}N_4O_3Si$ ($M+H$)⁺: m/z = 597.3; found: 597.3

Step 4: tert-Butyl ({5-formyl-2-[3-(7-{2-(trimethylsilyl)ethoxy)methyl}-7H-pyrrolo [2,3-d]pyrimidin-4-yl)phenyl]-2,3-dihydro-1H-inden-2-yl)methylcarbamate



A mixture of *tert*-butyl ({2-[3-(7- {2-(trimethylsilyl)ethoxy)methyl}-7 *H*-

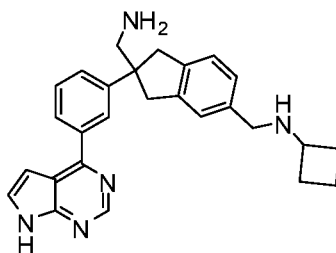
pyrrolo[2,3-d]pyrimidin-4-yl)phenyl]-5-vinyl-2,3-dihydro-1 *H*-inden-2-yl)methyl)carbamate (210 mg, 0.35 mmol), sodium periodate (150 mg, 0.70 mmol) and a 2.5% solution of osmium tetraoxide in *tert*-butyl alcohol (78 μ L, 0.0077 mmol) in 1,4-dioxane (3 mL) and water (200 μ L) was stirred at ambient temperature for 2 h. The crude reaction mixture was filtered
 5 through a pad of celite and washed with ethyl acetate. The filtrate was concentrated in-vacuo and the residue was purified by column chromatography on silica gel using a CombiFlash[®] apparatus eluting with ethyl acetate/ hexanes (0-40%) to afford 182 mg of the desired product (87% yield). LCMS *calcd.* for C₃₄H₄₃N₄O₄S₁ (M+H)⁺: *m/z* = 599.3; found: 599.3.

10 **Step 5: *N*-((2-(3-(7*H*-Pyrrolo[2,3-*d*]pyrimidin-4-yl)phenyl)-2-(aminomethyl)-2,3-dihydro-1*H*-inden-5-yl)methyl)cyclopropanamine**

To a solution of *tert*-butyl ({5-formyl-2-[3-(7-{[2-(trimethylsilyl)ethoxy] methyl}-7*H*-pyrrolo[2,3-*d*]pyrimidin-4-yl)phenyl]-2,3-dihydro-1 *H*-inden-2-yl)methyl)carbamate (18 mg, 0.030 mmol) and cyclopropylamine (6.2 μ L, 0.090 mmol) was
 15 added sodium triacetoxyborohydride (13 mg, 0.060 mmol) and the resulting solution was stirred at ambient temperature overnight to afford the desired protected intermediate. Trifluoroacetic acid (0.5 mL, 6 mmol) was added to the reaction mixture containing the intermediate, and stirring was continued for 1 h. The volatiles were removed in-vacuo and the residue was azeotropically washed with acetonitrile two times. The residue
 20 was dissolved in acetonitrile (1 mL) and treated with 20% ethylene diamine in methanol (0.2 mL, 0.6 mmol) and stirred for 30 min. The reaction mixture was diluted with methanol and purified on prep-LCMS (XBridge[™] C18 column, eluting with a gradient of MeCN/water containing 0.05% TFA, at a flow rate of 60 mL/min) to afford the title compound as a white powder. LCMS *calcd.* for C₂₆H₂₈N₅ (M+H)⁺: *m/z* = 410.2; found: 410.2.

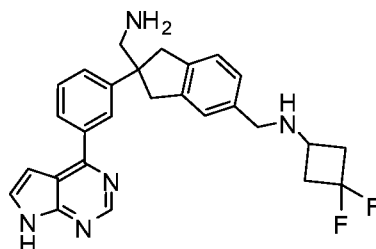
25

Example 41. *N*-((2-(3-(7*H*-Pyrrolo[2,3-*d*]pyrimidin-4-yl)phenyl)-2-(aminomethyl)-2,3-dihydro-1*H*-inden-5-yl)methyl)cyclobutanamine



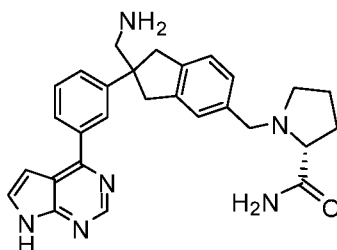
The title compound was prepared using procedures analogous to those as described for the synthesis of Example 40 using cyclobutanamine (7.7 μ L, 0.090 mmol) to replace cyclopropylamine in *Step 5*. LCMS *calcd.* for C₂₇H₃₀N₅ (M+H)⁺: m/z = 424.2; found: 424.2.

5 Example 42. iV-((2-(3-(7*H*-Pyrrolo [2,3-*d*]pyrimidin-4-yl)phenyl)-2-(aminomethyl)-2,3-dihydro-1*H*-inden-5-yl)methyl)-3,3-difluorocyclobutanamine



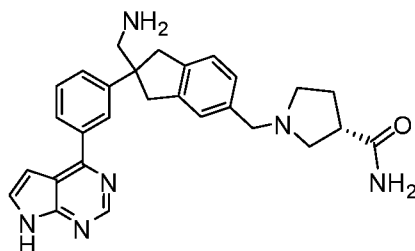
The title compound was prepared using procedures analogous to those as described for the synthesis of Example 40 using 3,3-difluorocyclobutanamine hydrochloride (13 mg, 0.090 mmol) to replace cyclopropylamine in *Step 5* and diisopropylethylamine (16 μ L, 0.090 mmol) to neutralize the amine. LCMS *calcd.* for C₂₇H₂₈N₅F₂ (M+H)⁺: m/z = 460.2; found: 460.2.

15 Example 43. (2*R*)-1-((2-(3-(7*H*-Pyrrolo [2,3-*d*]pyrimidin-4-yl)phenyl)-2-(aminomethyl)-2,3-dihydro-1*H*-inden-5-yl)methyl)pyrrolidine-2-carboxamide

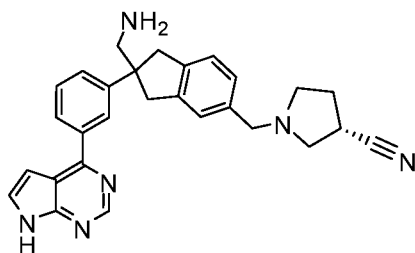


The title compound was prepared using procedures analogous to those as described for the synthesis of Example 40 using (2*i*?)-pyrrolidine-2-carbonitrile hydrochloride (12 mg, 0.090 mmol) to replace cyclopropylamine in *Step 5* and diisopropylethylamine (16 μ L, 0.090 mmol) to neutralize the amine. LCMS *calcd.* for C₂₈H₃₁N₆O (M+H)⁺: m/z = 467.3; found: 467.2.

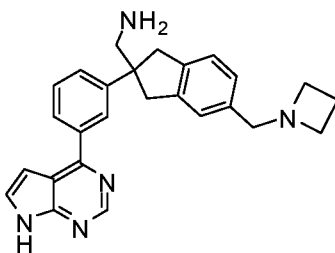
Example 44. (3*S*)-1-((2-(3-(7*H*-Pyrrolo [2,3-*d*]pyrimidin-4-yl)phenyl)-2-(aminomethyl)-

2,3-dihydro-1*H*-inden-5-yl)methyl)pyrrolidine-3-carboxamide

The title compound was prepared using procedures analogous to those as described for the synthesis of Example 40 using (3*S*)-pyrrolidine-3-carbonitrile hydrochloride (12 mg, 0.090 mmol) to replace cyclopropylamine in *Step 5* and diisopropylethylamine (16 μ L, 0.090 mmol) to neutralize the amine. LCMS *calcd.* for C₂₈H₃₁N₆O (M+H)⁺: *m/z* = 467.3; found: 467.2.

Example 45. (3*S*)-1-((2-(3-(7*H*-Pyrrolo[2,3-*d*]pyrimidin-4-yl)phenyl)-2-(aminomethyl)-2,3-dihydro-1*H*-inden-5-yl)methyl)pyrrolidine-3-carbonitrile

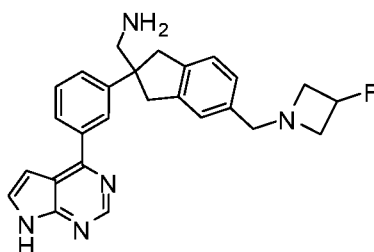
The title compound was prepared using procedures analogous to those as described for the synthesis of Example 40 using (3*S*)-pyrrolidine-3-carbonitrile hydrochloride (12 mg, 0.090 mmol) to replace cyclopropylamine in *Step 5* and diisopropylethylamine (16 μ L, 0.090 mmol) to neutralize the amine. LCMS *calcd.* for C₂₈H₂₉N₆ (M+H)⁺: *m/z* = 449.2; found: 449.3.

Example 46. (2-(3-(7*H*-Pyrrolo[2,3-*d*]pyrimidin-4-yl)phenyl)-5-(azetidin-1-ylmethyl)-2,3-dihydro-1*H*-inden-2-yl)methanamine

The title compound was prepared using procedures analogous to those as described for the synthesis of *Example 40* using azetidine hydrochloride (8.0 mg, 0.085 mmol) to replace cyclopropylamine in *Step 5* and diisopropylethylamine (15 μ L, 0.085 mmol) to neutralize the amine. LCMS calcd. for $C_{26}H_{28}N_5$ ($M+H$)⁺: m/z = 410.2; found: 410.3.

5

Example 47. (2-(3-(7*H*-Pyrrolo[2,3-*d*]pyrimidin-4-yl)phenyl)-5-((3-fluoroazetidin-1-yl)methyl)-2,3-dihydro-1*H*-inden-2-yl)methanamine

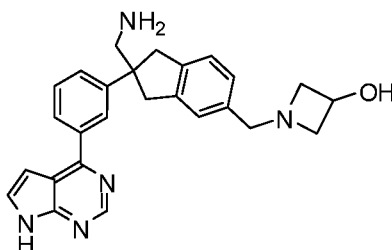


The title compound was prepared using procedures analogous to those as described for the synthesis of *Example 40* using azetidine hydrochloride (9.5 mg, 0.085 mmol) to replace cyclopropylamine in *Step 5* and diisopropylethylamine (15 μ L, 0.085 mmol) to neutralize the amine. LCMS calcd. for $C_{26}H_{27}N_5F$ ($M+H$)⁺: m/z = 428.2; found: 428.3.

10

Example 48. 1-((2-(3-(7*H*-Pyrrolo[2,3-*d*]pyrimidin-4-yl)phenyl)-2-(aminomethyl)-2,3-dihydro-1*H*-inden-5-yl)methyl)azetidin-3-ol

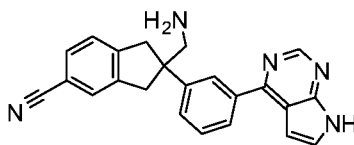
15



The title compound was prepared using procedures analogous to those as described for the synthesis of *Example 40* using azetidine hydrochloride (9.5 mg, 0.085 mmol) to replace cyclopropylamine in *Step 5* and diisopropylethylamine (15 μ L, 0.085 mmol) to neutralize the amine. LCMS calcd. for $C_{26}H_{28}N_5O$ ($M+H$)⁺: m/z = 426.2; found: 426.2.

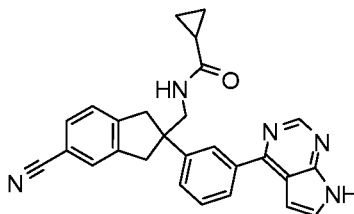
20

Example 49. 2-(Aminomethyl)-2-[3-(7*H*-pyrrolo[2,3-*d*]pyrimidin-4-yl)phenyl]indane-5-carbonitrile



A mixture of *tert*-butyl ({5-bromo-2-[3-(7-{[2-(trimethylsilyl)ethoxy]methyl}-7 *H*-pyrrolo[2,3-d]pyrimidin-4-yl)phenyl]-2,3-dihydro-1 *H*-inden-2-yl)methyl}carbamate (Prepared in *Example 40, Step 2*; 40 mg, 0.062 mmol), zinc cyanide (15 mg, 0.13 mmol),
 5 *NNN'*N'-tetramethylethylenediamine (5 μ L, 0.03 mmol), (9,9-dimethyl-9*H*-xanthene-4,5-diyl)bis(diphenylphosphoranol) (4.0 mg, 0.0065 mmol), and tris(dibenzylideneacetone)dipalladium(0) (3.0 mg, 0.0033 mmol) in *NN*-dimethylformamide (0.4 mL) was de-gassed and purged with N_2 (g) several times prior to heating by microwave irradiation at 130 $^{\circ}$ C for 10 min. The crude reaction mixture was filtered through a pad of
 10 celite and washed with ethyl acetate. The filtrate was concentrated in-vacuo and the residue was purified by column chromatography on silica gel using a CombiFlash[®] apparatus eluting with ethyl acetate/ hexanes (0-40%) to afford 25 mg of the desired protected intermediate (68% yield). The protected intermediate was dissolved in trifluoroacetic acid (0.5 mL, 6 mmol) and stirred at ambient temperature for 1 h. The volatiles were
 15 removed in-vacuo and the residue was azeotropically washed with acetonitrile two times. The residue was dissolved in acetonitrile (1 mL) and treated with 20% ethylene diamine in methanol (0.2 mL, 0.6 mmol) and stirred for 30 min. The reaction mixture was diluted with methanol and purified on prep-LCMS (XBridge[™] C18 column, eluting with a gradient of MeCN/water containing 0.05% TFA, at a flow rate of 60 mL/min) to afford the
 20 title compound as a TFA salt. LCMS *calcd.* for $C_{23}H_{20}N_5$ ($M+H$)⁺: m/z = 366.2; found: 366.1.

Example 50. iV-((5-Cyano-2-[3-(7*H*-pyrrolo[2,3-d]pyrimidin-4-yl)phenyl]-2,3-dihydro-1*H*-inden-2-yl)methyl)cyclopropanecarboxamide

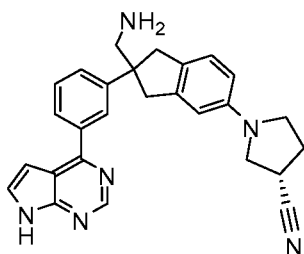


25

A solution of 2-(aminomethyl)-2-[3-(7 *H*-pyrrolo[2,3-d]pyrimidin-4-yl)phenyl]indane-5-carbonitrile trifluoroacetic acid (Prepared in *Example 49*; 6.0 mg, 0.010 mmol),

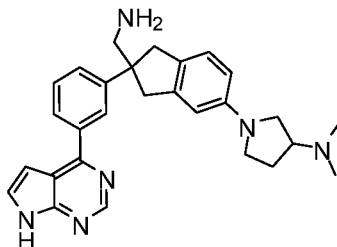
cyclopropanecarboxylic acid (2.0 μ L, 0.025 mmol), *N,N,N',N'*-tetramethyl-0-(7-azabenzotriazol-1-yl)uroniumhexafluorophosphate (12 mg, 0.030 mmol), and *NN*-diisopropylethylamine (10. μ L, 0.057 mmol) in 1,2-dichloroethane (0.4 mL) was stirred at ambient temperature overnight. The reaction mixture was diluted with methanol and purified on prep-LCMS (XBridge™ C18 column, eluting with a gradient of MeCN/water containing 0.05% TFA, at a flow rate of 60 mL/min) to afford the title compound. LCMS *calcd.* for C₂₃H₂₄N₅O (M+H)⁺: *m/z* = 434.2; found: 434.2.

Example 51. (3*S*)-1-{2-(Aminomethyl)-2-[3-(7*H*-pyrrolo[2,3-*d*]pyrimidin-4-yl)phenyl]-2,3-dihydro-1*H*-inden-5-yl}pyrrolidine-3-carbonitrile



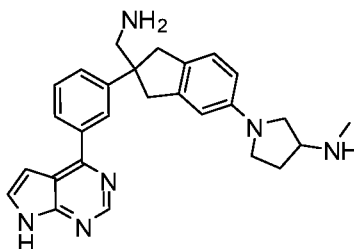
A mixture of *tert*-butyl ({5-bromo-2-[3-(7-{[2-(trimethylsilyl)ethoxy]methyl}-7*H*-pyrrolo[2,3-*d*]pyrimidin-4-yl)phenyl]-2,3-dihydro-1*H*-inden-2-yl)methyl}carbamate {Prepared in Example 40, Step 2; 25 mg, 0.038 mmol), cesium carbonate (38 mg, 0.12 mmol), dicyclohexyl(2',6'-diisopropoxybiphenyl-2-yl)phosphine -(2'-aminobiphenyl-2-yl)(chloro)palladium (1:1) (3.0 mg, 0.0038 mmol) (RuPhos Pd G2), (3*S*)-pyrrolidine-3-carbonitrile hydrogen chloride (from Anichem; 15 mg, 0.12 mmol) that was neutralized with diisopropylethylamine (20 μ L, 0.12 mmol) in anhydrous *tert*-butyl alcohol (0.6 mL) was degassed and purged with N₂(g) several times prior to heating in a sealed vial at 90 °C overnight. The crude reaction mixture was filtered through a pad of celite and washed with ethyl acetate. The residue was dissolved in trifluoroacetic acid (0.5 mL) and stirred at ambient temperature for 1 h. The volatiles were removed in-vacuo and the residue was azeotropically washed with acetonitrile two times. The residue was dissolved in acetonitrile (1 mL) and treated with 20% ethylene diamine in methanol (0.2 mL) and stirred for 30 min. The reaction mixture was diluted with methanol and purified on prep-LCMS (XBridge™ C18 column, eluting with a gradient of MeCN/water containing 0.05% TFA, at a flow rate of 60 mL/min) to afford the title compound as a white powder. LCMS *calcd.* for C₂₇H₂₇N₆ (M+H)⁺: *m/z* = 435.2; found: 435.3.

Example 52. 1-{2-(Aminomethyl)-2- [3-(7H -pyrrolo [2,3-d] pyrimidin-4-yl)phenyl] -2,3-dihydro-1H -inden-5-yl}-N,N-dimethylpyrrolidin-3-amine



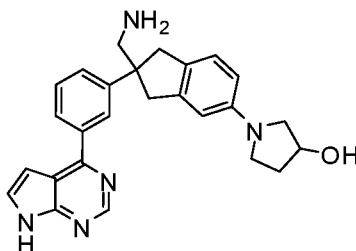
The title compound was prepared using procedures analogous to those as described for the synthesis of Example 51 using *N,N*-dimethylpyrrolidine-3-amine (from Oakwood; 29 μ L, 0.23 mmol) to replace (3*S*)-pyrrolidine-3-carbonitrile. LCMS *calcd.* for $C_{28}H_{33}N_6$ ($M+H$)⁺: m/z = 453.3; found: 453.3.

Example 53. 1-{2-(Aminomethyl)-2- [3-(7H -pyrrolo [2,3-d] pyrimidin-4-yl)phenyl] -2,3-dihydro-1H -inden-5-yl}-iV-methylpyrrolidin-3-amine



The title compound was prepared using procedures analogous to those as described for the synthesis of Example 51 using *N*-methylpyrrolidine-3-amine (from TCI; 12 mg, 0.12 mmol) to replace (3*S*)-pyrrolidine-3-carbonitrile. LCMS *calcd.* for $C_{27}H_{31}N_6$ ($M+H$)⁺: m/z = 439.3; found: 439.2.

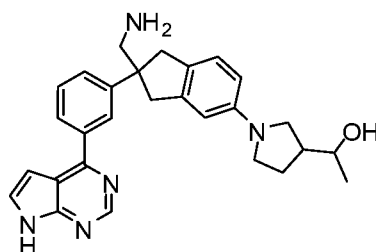
Example 54. 1-{2-(Aminomethyl)-2- [3-(7H -pyrrolo [2,3-d] pyrimidin-4-yl)phenyl]-2,3-dihydro-1H -inden-5-yl }pyrrolidin-3-ol



The title compound was prepared using procedures analogous to those as described for the synthesis of Example 51 using 3-pyrrolidinol (from Aldrich; 9.3 μ L, 0.12 mmol) to replace (3S)-pyrrolidine-3-carbonitrile. LCMS *calcd.* for C₂₆H₂₈N₅O (M+H)⁺: m/z = 426.2; found: 426.2.

5

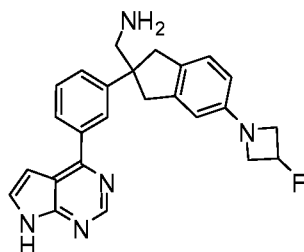
Example 55. 1-(1-(2-(Aminomethyl)-2-[3-(7H-pyrrolo [2,3-d]pyrimidin-4-yl)phenyl]-2,3-dihydro-1H-inden-5-yl)pyrrolidin-3-yl)ethanol



The title compound was prepared using procedures analogous to those as described for the synthesis of Example 51 using 1-pyrrolidin-3-ylethanol (from Enamine Ltd; 13 mg, 0.12 mmol) to replace (3S)-pyrrolidine-3-carbonitrile. LCMS *calcd.* for C₂₈H₃₂N₅O (M+H)⁺: m/z = 454.3; found: 454.2.

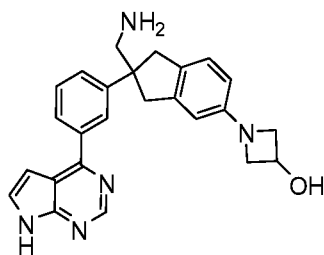
Example 56. 1-{5-(3-Fluoroazetidin-1-yl)-2-[3-(7H-pyrrolo [2,3-d]pyrimidin-4-yl)phenyl]-2,3-dihydro-1H-inden-2-yl}methan amine

15



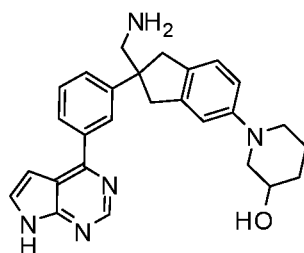
The title compound was prepared using procedures analogous to those as described for the synthesis of Example 51 using 3-fluoroazetidine hydrochloride (from PharmaBlock; 13 mg, 0.12 mmol) to replace (3S)-pyrrolidine-3-carbonitrile and diisopropylethylamine (20 μ L, 0.12 mmol) to neutralize the amine. LCMS *calcd.* for C₂₅H₂₅N₅F (M+H)⁺: m/z = 414.2; found: 414.2.

Example 57. 1-{2-(Aminomethyl)-2-[3-(7H-pyrrolo [2,3-d]pyrimidin-4-yl)phenyl]-2,3-dihydro-1H-inden-5-yl}azetidin-3-ol



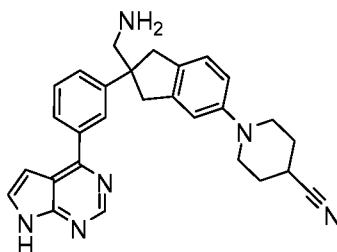
The title compound was prepared using procedures analogous to those as described for the synthesis of Example 51 using azetidine-3-ol hydrochloride (from Matrix Scientific; 13 mg, 0.12 mmol) to replace (3S)-pyrrolidine-3-carbonitrile and diisopropylethylamine (20 μ L, 0.12 mmol) to neutralize the amine. LCMS *calcd.* for C₂₅H₂₆N₅O (M+H)⁺; *m/z* = 412.2; found: 412.3.

Example 58. 1-{2-(Aminomethyl)-2-[3-(7H-pyrrolo [2,3-d] pyrimidin-4-yl)phenyl] -2,3-dihydro-1H-inden-5-yl }piperidin-3-ol



The title compound was prepared using procedures analogous to those as described for the synthesis of Example 51 using piperidin-3-ol (from Aldrich; 12 μ L, 0.12 mmol) to replace (3S)-pyrrolidine-3-carbonitrile. LCMS *calcd.* for C₂₇H₃₀N₅O (M+H)⁺; *m/z* = 440.2; found: 440.2.

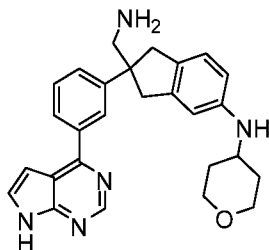
Example 59. 1-{2-(Aminomethyl)-2-[3-(7H-pyrrolo [2,3-d] pyrimidin-4-yl)phenyl] -2,3-dihydro-1H-inden-5-yl }piperidine-4-carbonitrile



The title compound was prepared using procedures analogous to those as described for the synthesis of Example 51 using piperidine-4-carbonitrile (from Alfa Aesar; 13 μ L, 0.12

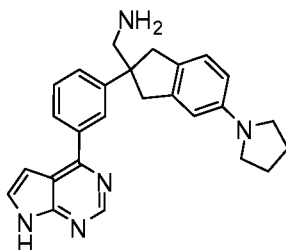
mmol) to replace (3S)-pyrrolidine-3-carbonitrile. LCMS *calcd.* for C₂₈H₂₉N₆ (M+H)⁺: *m/z* = 449.2; found: 449.3.

Example 60. N-(2-(Aminomethyl)-2-[3-(7H-pyrrolo[2,3-d]pyrimidin-4-yl)phenyl]-2,3-dihydro-1H-inden-5-yl)tetrahydro-2H-pyran-4-amine



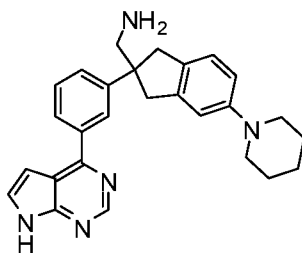
The title compound was prepared using procedures analogous to those as described for the synthesis of Example 51 using tetrahydro-2H-pyran-4-amine (from Combi-Blocks; 12 μ L, 0.12 mmol) to replace (3S)-pyrrolidine-3-carbonitrile. LCMS *calcd.* for C₂₇H₃₀N₅O (M+H)⁺: *m/z* = 440.2; found: 440.3.

Example 61. N-(2-(Aminomethyl)-2-[3-(7H-pyrrolo[2,3-d]pyrimidin-4-yl)phenyl]-2,3-dihydro-1H-inden-2-yl)pyrrolidine



The title compound was prepared using procedures analogous to those as described for the synthesis of Example 51 using pyrrolidine (26 μ L, 0.32 mmol) to replace (3S)-pyrrolidine-3-carbonitrile. LCMS *calcd.* for C₂₆H₂₈N₅ (M+H)⁺: *m/z* = 410.2; found: 410.3.

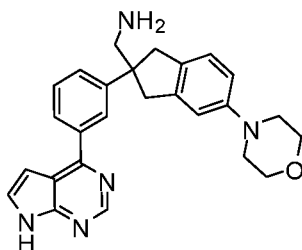
Example 62. N-(2-(Aminomethyl)-2-[3-(7H-pyrrolo[2,3-d]pyrimidin-4-yl)phenyl]-2,3-dihydro-1H-inden-2-yl)piperidine



The title compound was prepared using procedures analogous to those as described for the synthesis of Example 51 using piperidine (32 μ L, 0.32 mmol) to replace (3S)-pyrrolidine-3-carbonitrile. LCMS *calcd.* for $C_{27}H_{30}N_5$ ($M+H$)⁺: m/z = 424.2; found: 424.2.

5

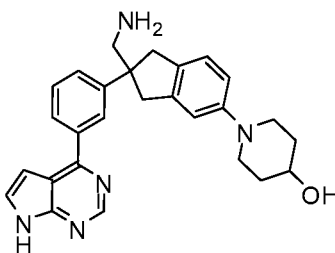
Example 63. 1-((5-Morpholin-4-yl)-2- [3-(7H-pyrrolo [2,3-d]pyrimidin-4-yl)phenyl]-2,3-dihydro-1H-inden-2-yl)ethanamine



The title compound was prepared using procedures analogous to those as described for the synthesis of Example 51 using morpholine (28 μ L, 0.32 mmol) to replace (3S)-pyrrolidine-3-carbonitrile. LCMS *calcd.* for $C_{26}H_{28}N_5O$ ($M+H$)⁺: m/z = 426.2; found: 426.2.

10

Example 64. 1-((2-(Aminomethyl)-2- [3-(7H-pyrrolo [2,3-d]pyrimidin-4-yl)phenyl] -2,3-dihydro-1H-inden-5-yl)piperidin-4-ol

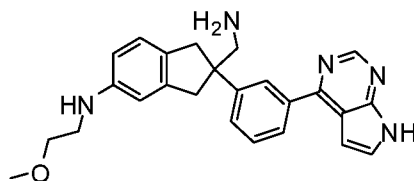


15

The title compound was prepared using procedures analogous to those as described for the synthesis of Example 51 using 4-hydroxypiperidine (from Aldrich; 32 μ L, 0.32 mmol) to replace (3S)-pyrrolidine-3-carbonitrile. LCMS *calcd.* for $C_{27}H_{30}N_5O$ ($M+H$)⁺: m/z = 440.2; found: 440.3.

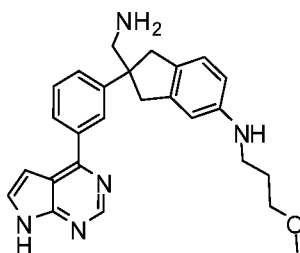
20

Example 65. 2-(Aminomethyl)-iV-(2-methoxyethyl)-2-[3-(7 H -pyrrolo[2,3-d]pyrimidin-4-yl)phenyl]indan-5-amine



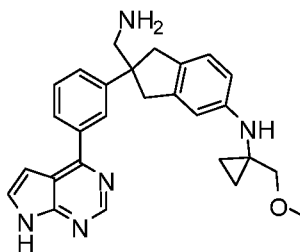
The title compound was prepared using procedures analogous to those as described for the synthesis of Example 51 using 2-methoxyethylamine (30 μ L, 0.36 mmol) to replace (3S)-pyrrolidine-3-carbonitrile. LCMS *calcd.* for C₂₅H₂₈N₅O (M+H)⁺: *m/z* = 414.2; found: 414.3.

Example 66. 2-(Aminomethyl)-iV-(3-methoxypropyl)-2-[3-(7H -pyrrolo[2,3-d]pyrimidin-4-yl)phenyl]indan-5-amine



The title compound was prepared using procedures analogous to those as described for the synthesis of Example 51 using 3-methoxy-1-propanamine (36 μ L, 0.36 mmol) to replace (3S)-pyrrolidine-3-carbonitrile. LCMS *calcd.* for C₂₆H₃₀N₅O (M+H)⁺: *m/z* = 428.2; found: 428.3.

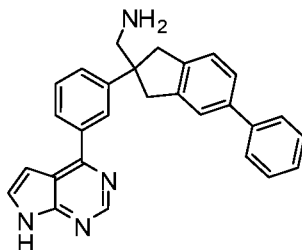
Example 67. 2-(Aminomethyl)-A¹-[1-(methoxymethyl)cyclopropyl]-2-[3-(7 H -pyrrolo[2,3-d]pyrimidin-4-yl)phenyl]indan-5-amine



The title compound was prepared using procedures analogous to those as described for the synthesis of Example 51 using 1-(methoxymethyl)cyclopropanamine (from J&W

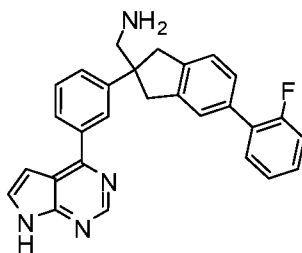
Pharm; 36 mg, 0.36 mmol) to replace (3S)-pyrrolidine-3-carbonitrile. LCMS *calcd.* for C₂₇H₃₀N₅O (M+H)⁺: *m/z* = 440.2; found: 440.2.

Example 68. 1-{5-Phenyl-2-[3-(7*H*-pyrrolo [2,3-*d*] pyrimidin-4-yl)phenyl] -2,3-dihydro-1*H*-inden-2-yl}methanamine



A mixture of *tert*-butyl ({5-bromo-2-[3-(7-{[2-(trimethylsilyl)ethoxy]methyl}-7 *H*-pyrrolo[2,3-*d*]pyrimidin-4-yl)phenyl]-2,3-dihydro-1 *H*-inden-2-yl}methyl)carbamate (Prepared in *Example 40, Step 2*; 31 mg, 0.048 mmol), phenylboronic acid (24 mg, 0.19 mmol), cesium carbonate (47 mg, 0.14 mmol), and tetrakis(triphenylphosphine)palladium (0) (5.5 mg, 0.0048 mmol) in 1,4-dioxane (0.40 mL), ethanol (0.10 mL), and water (0.040 mL) was de-gassed and purged with N₂ (g) several times prior to heating in a sealed vial overnight. The crude reaction mixture was filtered through a pad of celite and washed with ethyl acetate. The filtrate was concentrated in-vacuo and the residue was purified by column chromatography on silica gel using a CombiFlash[®] apparatus eluting with ethyl acetate/ hexanes (0-30%) to afford the desired protected intermediate. The protected intermediate was dissolved in trifluoroacetic acid (0.5 mL) and stirred at ambient temperature for 1 h. The volatiles were removed in-vacuo and the residue was azeotropically washed with acetonitrile two times. The residue was re-dissolved in acetonitrile (1 mL) and treated with 20% ethylene diamine in methanol (0.2 mL) and stirred for 30 min. The reaction mixture was diluted with methanol and purified on prep-LCMS (XBridge[™] C18 column, eluting with a gradient of MeCN/water containing 0.05% TFA, at a flow rate of 60 mL/min) to afford the title compound. LCMS *calcd.* for C₂₈H₂₅N₄ (M+H)⁺: *m/z* = 417.2; found: 417.2.

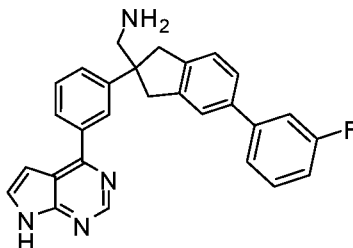
Example 69. 1-{5-(2-Fluorophenyl)-2-[3-(7*H*-pyrrolo [2,3-*d*] pyrimidin-4-yl)phenyl] -2,3-dihydro-1*H*-inden-2-yl}methanamine



The title compound was prepared using procedures analogous to those as described for the synthesis of Example 68 using (2-fluorophenyl)boronic acid (from Aldrich; 26 mg, 0.19 mmol) to replace phenylboronic acid. LCMS *calcd.* for C₂₈H₂₄N₄F (M+H)⁺:

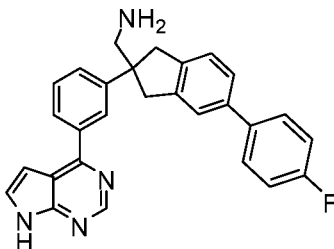
5 *m/z* = 435.2; found: 435.2.

Example 70. 1-({5-(3-Fluorophenyl)-2-[3-(7H-pyrrolo[2,3-d]pyrimidin-4-yl)phenyl]-2,3-dihydro-1H-inden-2-yl}methanamine



10 The title compound was prepared using procedures analogous to those as described for the synthesis of Example 68 using (3-fluorophenyl)boronic acid (from Aldrich; 26 mg, 0.19 mmol) to replace phenylboronic acid. LCMS *calcd.* for C₂₈H₂₄N₄F (M+H)⁺:
m/z = 435.2; found: 435.2.

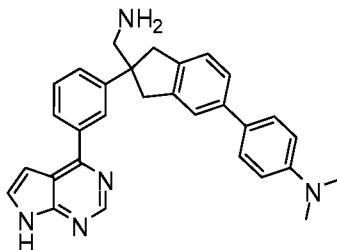
15 **Example 71. 1-({5-(4-Fluorophenyl)-2-[3-(7H-pyrrolo[2,3-d]pyrimidin-4-yl)phenyl]-2,3-dihydro-1H-inden-2-yl}methanamine**



The title compound was prepared using procedures analogous to those as described for the synthesis of Example 68 using (4-fluorophenyl)boronic acid (from Aldrich; 26 mg,

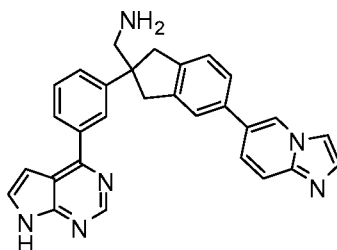
0.19 mmol) to replace phenylboronic acid. LCMS *calcd.* for C₂₈H₂₄N₄F (M+H)⁺:
 m/z = 435.2; found: 435.2.

**Example 72. 4-{2-(Aminomethyl)-2- [3-(7*H*-pyrrolo [2,3-*d*]pyrimidin-4-yl)phenyl] -2,3-
 5 dihydro-1*H*-inden-5-yl}-*N,N*-dimethylaniline**



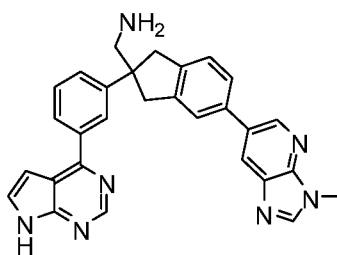
The title compound was prepared using procedures analogous to those as described for the synthesis of Example 68 using [4-(dimethylamino)phenyl]boronic acid (from Aldrich; 32 mg, 0.19 mmol) to replace phenylboronic acid. LCMS *calcd.* for C₃₀H₃₀N₅
 10 (M+H)⁺: m/z = 460.2; found: 460.3.

**Example 73. 1-{5-Imidazo [1,2-*a*]pyridin-6-yl-2- [3-(7*H*-pyrrolo [2,3-*d*]pyrimidin-4-
 yl)phenyl]-2,3-dihydro-1*H*-inden-2-yl}methanamine**



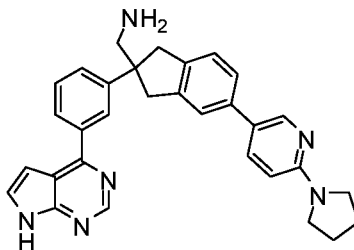
The title compound was prepared using procedures analogous to those as described for the synthesis of Example 68 using imidazo[1,2-*a*]pyridine-6-ylboronic acid (from Combi-Blocks; 15 mg, 0.095 mmol) to replace phenylboronic acid. LCMS *calcd.* for C₂₉H₂₅N₆
 15 (M+H)⁺: m/z = 457.2; found: 457.2.

**Example 74. 1-{5-(3-Methyl-3*H*-imidazo [4,5-*b*]pyridin-6-yl)-2- [3-(7*H*-pyrrolo [2,3-
 20 *d*]pyrimidin-4-yl)phenyl] -2,3-dihydro-1*H*-inden-2-yl}methanamine**



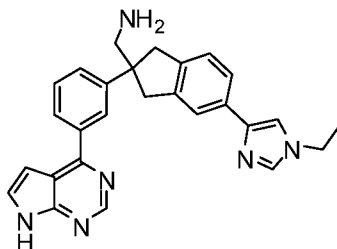
The title compound was prepared using procedures analogous to those as described for the synthesis of Example 68 using 3-methyl-6- (4,4,5,5-tetramethyl-1,3,2-dioxaborolan-2-yl)-3*H*-imidazo[4,5-*b*]pyridine (from Adesis; 25 mg, 0.095 mmol) to replace phenylboronic acid. LCMS *calcd.* for C₂₉H₂₆N₇ (M+H)⁺: *m/z* = 472.2; found: 472.2.

Example 75. 1-{5-(6-Pyrrolidin-1-ylpyridin-3-yl)-2-[3-(7*H*-pyrrolo[2,3-*d*]pyrimidin-4-yl)phenyl]-2,3-dihydro-L*H*-inden-2-yl}methan amine



The title compound was prepared using procedures analogous to those as described for the synthesis of Example 68 using ((6-pyrrolidin-1-yl)pyridin-3-yl)boronic acid (from Aldrich; 18 mg, 0.095 mmol) to replace phenylboronic acid. LCMS *calcd.* for C₃₁H₃₁N₆ (M+H)⁺: *m/z* = 487.3; found: 487.2.

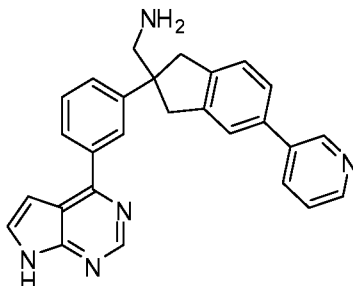
Example 76. 1-{5-(1-Ethyl- 1*H*-imidazol-4-yl)-2- [3-(7*H*-pyrrolo [2,3-*d*] pyrimidin-4-yl)phenyl]-2,3-dihydro-L*H*-inden-2-yl}methanamine



The title compound was prepared using procedures analogous to those as described for the synthesis of Example 68 using 1-ethyl-4- (4,4,5,5-tetramethyl-1, 3,2-dioxaborolan-2-yl)-1*H*-imidazole (from Combi-Blocks; 21 mg, 0.095 mmol) to replace phenylboronic acid.

LCMS *calcd.* for C₂₇H₂₇N₆ (M+H)⁺: *m/z* = 435.2; found: 435.2.

Example 77. (2-(3-(7H-Pyrrolo [2,3-d]pyrimidin-4-yl)phenyl)-5-(pyridin-3-yl)-2,3-dihydro-1H-inden-2-yl)methan amine

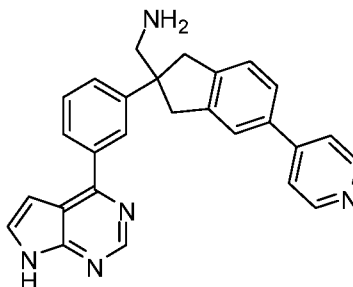


5

The title compound was prepared using procedures analogous to those as described for the synthesis of Example 68 using 3-pyridineboronic acid (from Aldrich; 12 mg, 0.095 mmol) to replace phenylboronic acid. LCMS *calcd.* for C₂₇H₂₄N₅ (M+H)⁺: *m/z* = 418.2; found: 418.2.

10

Example 78. (2-(3-(7H-Pyrrolo [2,3-d]pyrimidin-4-yl)phenyl)-5-(pyridin-4-yl)-2,3-dihydro-1H-inden-2-yl)methanamine

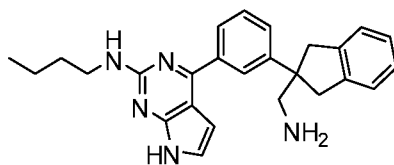


15

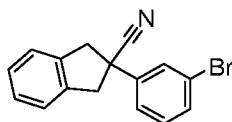
The title compound was prepared using procedures analogous to those as described for the synthesis of Example 68 using 4-pyridineboronic acid (from Aldrich; 12 mg, 0.095 mmol) to replace phenylboronic acid. LCMS *calcd.* for C₂₇H₂₄N₅ (M+H)⁺: *m/z* = 418.2; found: 418.2.

20

Example 80. 4-{3-[2-(Aminomethyl)-2,3-dihydro-1H-inden-2-yl]phenyl}-N-butyl-7H-pyrrolo [2,3-d]pyrimidin-2-amine

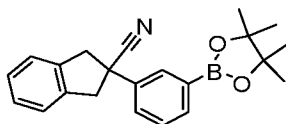


Step 1. 2-(3-Bromophenyl)indane-2-carbonitrile



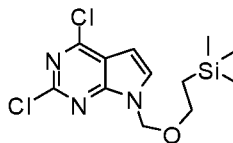
To a solution of (3-bromophenyl)acetonitrile (from Aldrich; 1.00 g, 5.10 mmol) in tetrahydrofuran (50 mL) was added sodium hydride (1.02 g, 25.5 mmol) at rt. The color of the reaction mixture turned orange. The reaction mixture was stirred for 20 min and then 1,2-bis(bromomethyl)-benzene (1.35 g, 5.10 mmol) was added. The reaction mixture was stirred overnight and then the reaction was quenched with NH₄Cl solution. The solvent was evaporated and the mixture diluted with EtOAc. The organic layer was washed with water and brine, dried (Na₂SO₄), filtered and concentrated. The residue was purified on Biotage Isolera (40 g Agela cartridge, eluted with 0-30% EtOAc/hexanes over 15 min) to give 0.84 g of the desired product.

Step 2. 2-[3-(4,4,5,5-Tetramethyl-1,3,2-dioxaborolan-2-yl)phenyl]indane-2-carbonitrile



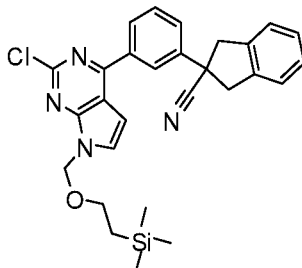
A mixture of 2-(3-bromophenyl)indane-2-carbonitrile (0.75 g, 2.5 mmol), 4,4,5,5,4',5',5'-octamethyl-[2,2']bi[1,3,2]dioxaborolany] (0.89 g, 3.5 mmol), [1,1'-bis(diphenylphosphino)ferrocene] dichloropalladium (II) (55.2 mg, 0.0754 mmol), and potassium acetate (494 mg, 5.03 mmol) in 1,4-dioxane (13.0 mL) and dimethyl sulfoxide (0.40 mL) was degassed for 5 min then heated to 90 °C and stirred for 3 h. The reaction mixture was partitioned between ethyl acetate and water and filtered through a plug of Celite. The layers were separated and the organic layer was washed with saturated aqueous sodium chloride, dried over anhydrous sodium sulfate, filtered, and concentrated to give 0.75 g of a dark residue. LCMS *calcd.* for C₂₂H₂₅BN₂O₂ (M+H)⁺: *m/z* = 346.2; found: 346.2. The crude residue was stored at 4 °C and used as is for subsequent reactions.

Step 3. 2,4-Dichloro-7- $\{[2-(trimethylsilyl)ethoxy]methyl\}$ -7H-pyrrolo[2,3-d]pyrimidine



At 0 °C to a suspension of sodium hydride (1.69 g, 42.3 mmol) in *NN*-dimethylformamide (50 mL) was added 2,4-dichloropyrrolo[2,3-d]pyrimidine (from Ark Pharm, 5.00 g, 26.6 mmol) portionwise. The reaction mixture was stirred for 30 min before adding [P-(trimethylsilyl)ethoxy]methyl chloride (6.91 mL, 39.1 mmol) at 0 °C with stirring. The reaction mixture was stirred and gradually warmed up to room temperature (1.5 hour). The reaction was quenched with water and diluted with ether. The layers were separated and the organic washed with water, dried (sodium sulfate), filtered and concentrated. The residue was purified on Biotage Isolera (120 g Agela cartridge, eluted with 0-20% EtOAc/hexanes over 15 min) to give 5.4 g of the product as a clear oil. LCMS *calcd.* for C₁₂H₁₈Cl₂N₃OSi (M+H)⁺: *m/z* = 318.1; found: 318.0.

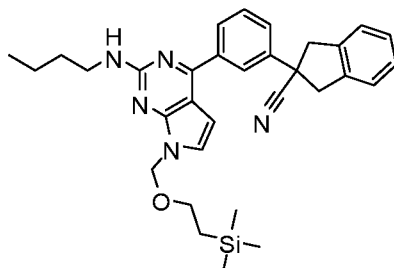
Step 4. 2-[3-(2-Chloro-7- $\{[2-(trimethylsilyl)ethoxy]methyl\}$ -7H-pyrrolo[2,3-d]pyrimidin-4-yl)phenyl]indane-2-carbonitrile



Into a microwave vial was added 2,4-dichloro-7- $\{[2-(trimethylsilyl)ethoxy]methyl\}$ -7H-pyrrolo[2,3-d]pyrimidine (150 mg, 0.47 mmol), 2-[3-(4,4,5,5-tetramethyl-1,3,2-dioxaborolan-2-yl)phenyl]indane-2-carbonitrile (183 mg, 0.530 mmol), and tetrakis(triphenylphosphine)palladium(0) (27.2 mg, 0.0236 mmol). 1,4-Dioxane (2.7 mL, 35 mmol) and 2.0 M sodium carbonate in water (0.707 mL, 1.41 mmol) were added to the reaction mixture. The reaction mixture was degassed, vial capped, and heated in the microwave at 150 °C for 20 min. The reaction mixture was partitioned between dichloromethane and water. The layers were separated and the organic washed with brine, dried (MgSO₄), filtered and concentrated. The residue was purified on Biotage Isolera (12 g Agela cartridge, eluted with 0-20% EtOAc/hexanes over 15 min) to yield 0.16 g of the

desired product. LCMS *calcd.* for C₂₈H₃₀CIN₄OS₁ (M+H)⁺: *m/z* = 501.2; found: 501.2.

Step 5. 2-[3-(2-(Butylamino)-7-{[2-(trimethylsilyl)ethoxy]methyl}-7H-pyrrolo[2,3-d]pyrimidin-4-yl)phenyl]indane-2-carbonitrile



5

A mixture of 2-[3-(2-chloro-7-{[2-(trimethylsilyl)ethoxy]methyl}-7 *H*-pyrrolo[2,3-d]pyrimidin-4-yl)phenyl]indane-2-carbonitrile (21 mg, 0.042 mmol), 2-methoxyethanol (0.50 mL), 1-butanamine (6.21 μ L, 0.0629 mmol) and 4.0 M hydrogen chloride in 1,4-dioxane (10.5 μ L, 0.0419 mmol) were heated in the microwave at 180 °C for 1 h. The solvents were evaporated. The crude product was used for the next reaction. LCMS *calcd.* for C₃₂H₄₀N₅OS₁ (M+H)⁺: *m/z* = 538.3; found: 538.3.

10

Step 6. 4-{3-[2-(Aminomethyl)-2,3-dihydro-1H-inden-2-yl]phenyl}-N-butyl-7H-pyrrolo[2,3-d]pyrimidin-2-amine

15

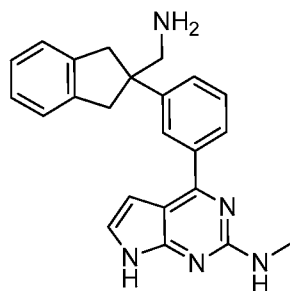
To a solution of 2-[3-(2-(butylamino)-7-{[2-(trimethylsilyl)ethoxy]methyl}-7 *H*-pyrrolo[2,3-d]pyrimidin-4-yl)phenyl]indane-2-carbonitrile (21 mg, 0.039 mmol) in tetrahydrofuran (0.50 mL) was added 1.0 M lithium tetrahydroaluminate in THF (41 μ L, 0.041 mmol). The resulting reaction mixture was stirred at rt for 6 h. The reaction was quenched with MeOH. After stirring for a few minutes, the mixture was filtered and concentrated. The crude residue containing the desired protected intermediate was dissolved in dichloromethane (0.2 mL) and TFA (0.2 mL) was added. The reaction mixture was stirred for 2 h then concentrated. To the concentrate was added MeOH (0.5 mL) and ethylenediamine (0.1 mL). The reaction mixture was stirred overnight, then purified using prep LC-MS (XBridge™ PrepC18 5 μ m OBD™ column, 30 \times 10 mm, 60 mL/min, eluting with a gradient of MeCN and water with 0.1% ammonium hydroxide) to give the desired product. LCMS *calcd.* for C₂₆H₃₀N₅ (M+H)⁺: *m/z* = 412.2; found: 412.3.

20

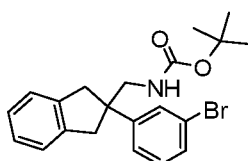
25

Example 86. 4-{3-[2-(Aminomethyl)-2,3-dihydro-1 *H*-inden-2-yl]phenyl }-N⁴-methyl-7H-

pyrrolo [2,3-d]pyrimidin-2- amine

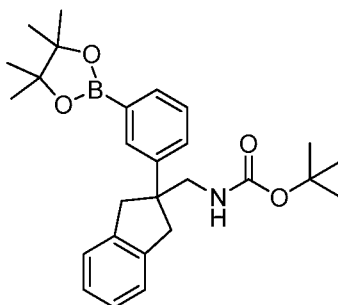


Step 1. *tert*-Butyl {[2-(3-bromophenyl)-2,3-dihydro-1*H*-inden-2-yl]methyl}carbamate



To a solution of 2-(3-bromophenyl)indane-2-carbonitrile (Prepared in *Example 80*,
Step 1; 1.50 g, 5.03 mmol), di-*tert*-butyldicarbonate (2.20 g, 10.1 mmol) and nickel chloride
 hexahydrate (0.18 g, 0.75 mmol) in methanol (25.0 mL) stirring at about 0 °C was very
 slowly added sodium tetrahydroborate (1.33 g, 35.2 mmol). The reaction mixture was
 warmed to rt and stirred overnight. The precipitous mixture was filtered through a pad of
 celite and washed with EtOAc. The filtrate was concentrated to give a solid. The solid was
 suspended in dichloromethane and filtered. The filtrate was concentrated then purified on
 Biotage Isolera (40 g Agela cartridge, eluted with 0-40% EtOAc/hexanes over 15 min) to
 give 1.0 g of the desired product as a white solid. LCMS *calcd.* for C₁₇H₁₇BrNO₂ (M+H-
 Bu^t)⁺: *m/z* = 346.0; found: 346.1.

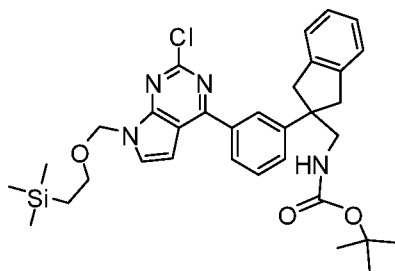
Step 2. *tert*-Butyl ({2-[3-(4,4,5,5-tetramethyl-1,3,2-dioxaborolan-2-yl)phenyl]-2,3-dihydro-
 1*H*-inden-2-yl}methyl) carbamate



A mixture of *tert*-butyl {[2-(3-bromophenyl)-2,3-dihydro-1 *H*-inden-2-
 yl]methyl}carbamate (0.56 g, 1.4 mmol), 4,4,5,5,4',4',5',5'-octamethyl-

[2,2']bi[[1,3,2]dioxaborolanyl] (0.495 g, 1.95 mmol), [1,1'-bis(diphenylphosphino)ferrocene] dichloropalladium (II) (30.6 mg, 0.0418 mmol), and potassium acetate (273 mg, 2.78 mmol) in 1,4-dioxane (7.2 mL) and dimethyl sulfoxide (0.22 mL) was degassed for 5 min then heated to 90 °C and stirred for 17 h. The reaction mixture was partitioned between ethyl acetate and water and filtered through a plug of Celite. The layers were separated and the organic layer was washed with water and brine, dried over anhydrous sodium sulfate, filtered, and concentrated. The residue was purified on Biotage Isolera (40 g Agela cartridge, eluted with 0-40% EtOAc/hexanes over 15 min) to give 0.43 g of the desired product as a white solid. LCMS *calcd.* for C₂₂H₂₉BN₂O₂ (M+2H-Boc)⁺: *m/z* = 350.2; found: 350.2.

Step 3. tert-Butyl ({2-[3-(2-chloro-7-{[2-(trimethylsilyl)ethoxy]methyl}-7H-pyrrolo[2,3-d]pyrimidin-4-yl]phenyl]-2,3-dihydro-1H-inden-2-yl}methyl)carbamate



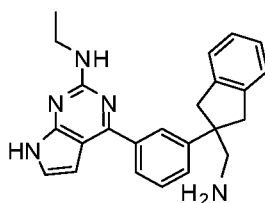
A mixture of 2,4-dichloro-7-{[2-(trimethylsilyl)ethoxy]methyl}-7 *H*-pyrrolo[2,3-d]pyrimidine (Prepared in *Example 80, Step 3*; 78 mg, 0.24 mmol), *tert*-butyl ({2-[3-(4,4,5,5-tetramethyl-1,3,2-dioxaborolan-2-yl)phenyl]-2,3-dihydro-1 *H*-inden-2-yl}methyl)carbamate (121 mg, 0.270 mmol), tetrakis(triphenylphosphine)palladium(0) (14.2 mg, 0.0122 mmol), 2.0 M sodium carbonate in water (0.368 mL, 0.735 mmol) and 1,4-dioxane (1.7 mL) was heated in the microwave at 150 °C for 20 min. The reaction mixture was partitioned between dichloromethane and water and the layers separated. The organic layer was washed with brine, dried (MgSO₄), filtered and concentrated. The residue was purified on Biotage Isolera (12 g Agela cartridge, eluted with 0-10% EtOAc/hexanes over 15 min).

Step 4. 4-{3-[2-(Aminomethyl)-2,3-dihydro-1H-inden-2-yl]phenyl}-N-methyl-7H-pyrrolo[2,3-d]pyrimidin-2-amine

A mixture of *tert*-butyl ({2-[3-(2-chloro-7-{[2-(trimethylsilyl)ethoxy]methyl}-7 *H*-pyrrolo[2,3-d]pyrimidin-4-yl]phenyl]-2,3-dihydro-1 *H*-inden-2-yl}methyl)carbamate (19 mg, 0.031 mmol), methylammonium chloride (10.6 mg, 0.157 mmol) and 4.0 M hydrogen

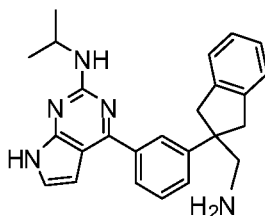
chloride in 1,4-dioxane (7.85 μ L, 0.0314 mmol) in 2-methoxyethanol (0.50 mL) was heated in the microwave at 180 $^{\circ}$ C for 1 h. The reaction mixture was partitioned between dichloromethane and water. The layers separated and the organic concentrated to give the crude protected intermediate. The crude residue was dissolved in dichloromethane (0.2 mL) and TFA (0.2 mL) was added. The reaction mixture was stirred for 2 h then concentrated. To the concentrate was added MeOH (0.5 mL) and ethylenediamine (0.1 mL). After 30 min, the mixture was diluted and purified by prep LC-MS (XBridgeTM PrepC18 5 μ m OBDTM column, 30x10 mm, 60 mL/min, eluting with a gradient of MeCN and water with 0.1% ammonium hydroxide) to give the desired product. LCMS *calcd.* for C₂₃H₂₄N₅ (M+H)⁺: m/z = 370.2; found: 370.1.

Example 87. 4-{3-[2-(Aminomethyl)-2,3-dihydro-1 *H*-inden-2-yl]phenyl}-[^]-ethyl-7 *H*-pyrrolo [2,3-*d*]pyrimidin-2- amine



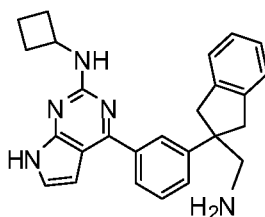
The title compound was prepared using procedures analogous to those as described for the synthesis of Example 86 using ethylamine hydrochloride (12.8 mg, 0.157 mmol) to replace methylammonium chloride. LCMS *calcd.* for C₂₄H₂₆N₅ (M+H)⁺: m/z = 384.2; found: 384.2.

Example 88. 4-{3-[2-(Aminomethyl)-2,3-dihydro-1 *H*-inden-2-yl]phenyl}-[^]-isopropyl-7*H*-pyrrolo [2,3-*d*]pyrimidin-2- amine



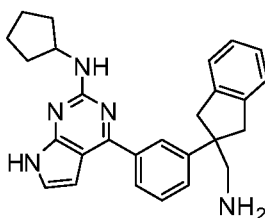
The title compound was prepared using procedures analogous to those as described for the synthesis of Example 86 using 2-propanamine (50 μ L). LCMS *calcd.* for C₂₅H₂₈N₅ (M+H)⁺: m/z = 398.2; found: 398.2.

Example 89. 4-{3-[2-(Aminomethyl)-2,3-dihydro-1 *H*-inden-2-yl]phenyl}-N-cyclobutyl-7*H*-pyrrolo [2,3-*d*]pyrimidin-2- amine



The title compound was prepared using procedures analogous to those as described
 5 for the synthesis of Example 86 using cyclobutanamine (50 μ L). LCMS *calcd.* for C₂₆H₂₈N₅ (M+H)⁺: m/z = 410.2; found: 410.2.

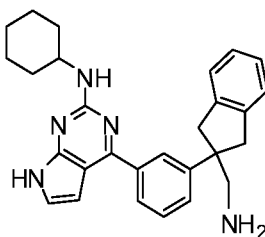
Example 90. 4-{3-[2-(Aminomethyl)-2,3-dihydro-1 *H*-inden-2-yl]phenyl}-N-cyclopentyl-7*H*-pyrrolo [2,3-*d*]pyrimidin-2- amine



10

The title compound was prepared using procedures analogous to those as described
 for the synthesis of Example 86 using cyclopentanamine (13 μ L). LCMS *calcd.* for C₂₇H₃₀N₅ (M+H)⁺: m/z = 424.2; found: 424.2.

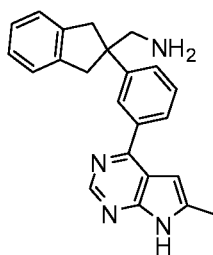
Example 91. 4-{3-[2-(Aminomethyl)-2,3-dihydro-1 *H*-inden-2-yl]phenyl}-N-cyclohexyl-7*H*-pyrrolo [2,3-*d*]pyrimidin-2- amine



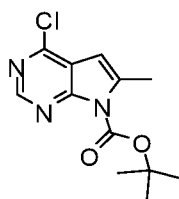
15

The title compound was prepared using procedures analogous to those as described
 for the synthesis of Example 86 using cyclohexanamine (From Aldrich; 15 μ L). LCMS *calcd.*
 20 for C₂₈H₃₂N₅ (M+H)⁺: m/z = 438.3; found: 438.3.

Example 93. 1-{2-[3-(6-Methyl-7H-pyrrolo[2,3-d]pyrimidin-4-yl)phenyl]-2,3-dihydro-1H-inden-2-yl}methanamine



Step 1. tert-Butyl 4-chloro-6-methyl-7H-pyrrolo[2,3-d]pyrimidine-7-carboxylate



5

To a solution of 4-chloro-6-methyl-7H-pyrrolo[2,3-d]pyrimidine (from Ark Pharm, 103 mg, 0.614 mmol) in pyridine (3.1 mL) was added di-tert-butyl dicarbonate (0.536 g, 2.46 mmol) followed by 4-dimethylaminopyridine (0.113 g, 0.922 mmol). The resulting reaction mixture was stirred at rt overnight. Water and dichloromethane were added and the layers separated. The organic was washed with water then separated using a phase separator funnel. The solvents were evaporated then the remaining pyridine was azeotroped with toluene. Drying *in vacuo* gave an orange solid (160 mg). LCMS *calcd.* for C₈H₆ClN₃O₂ (M+H-^{3/4}u)⁺: *m/z* = 212.1; found: 212.1.

15 *Step 2. 1-{2-[3-(6-Methyl-7H-pyrrolo[2,3-d]pyrimidin-4-yl)phenyl]-2,3-dihydro-1H-inden-2-yl}methanamine*

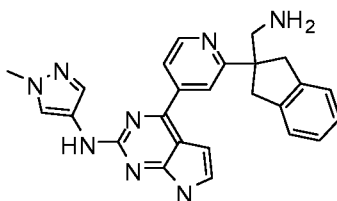
A mixture of *tert*-butyl 4-chloro-6-methyl-7H-pyrrolo[2,3-d]pyrimidine-7-carboxylate (12.0 mg, 0.0448 mmol), *tert*-butyl 1-{2-[3-(4,4,5,5-tetramethyl-1,3,2-dioxaborolan-2-yl)phenyl]-2,3-dihydro-1H-inden-2-yl}methyl carbamate (Prepared in Example 86, Step 2; 21.1 mg, 0.0470 mmol), tetrakis(triphenylphosphine)palladium(0) (2.5 mg, 0.0021 mmol), 2.0 M sodium carbonate in water (64.0 μ L, 0.128 mmol) and 1,4-dioxane (0.50 mL, 6.4 mmol) was heated in the microwave at 150 $^{\circ}$ C for 20 min. The reaction mixture was partitioned between dichloromethane and water. The organic was isolated using a phase separator funnel then concentrated to give the crude protected intermediate. To the crude intermediate was added 1:1 TFA/dichloromethane (0.6 mL) and the reaction mixture

25

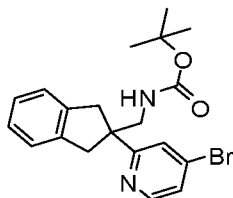
was stirred for 1 h. The solvents were evaporated and the residue purified using prep LC-MS (XBridge™ PrepC18 5μm OBD™ column, 30×10 mm, 60 mL/min, eluting with a gradient of MeCN and water with 0.1% ammonium hydroxide) to give the desired product. LCMS *calcd.* for C₂₃H₂₃N₄ (M+H)⁺: *m/z* = 355.2; found: 355.2.

5

Example 94. 4-{2-[2-(Aminomethyl)-2,3-dihydro-1H-inden-2-yl]pyridin-4-yl}-N-methyl-1H-pyrazol-4-yl)-7H-pyrrolo[2,3-d]pyrimidin-2-amine



Step 1. tert-Butyl {[2-(4-bromopyridin-2-yl)-2,3-dihydro-1H-inden-2-yl]methyl}carbamate



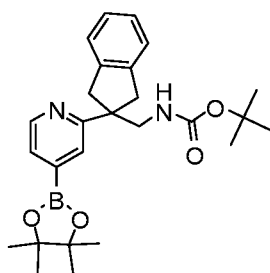
10

To a solution of 2-(4-bromopyridin-2-yl)indane-2-carbonitrile (from Example 3 step 1, 4.10 g, 13.7 mmol), di-*tert*-butyldicarbonate (5.98 g, 27.4 mmol) and nickel chloride hexahydrate (0.49 g, 2.0 mmol) in methanol (90 mL) stirring at about 0 °C was very slowly added sodium tetrahydroborate (3.63 g, 95.9 mmol). The mixture was warmed to rt and stirred overnight. The precipitous mixture was filtered through a pad of Celite, washing with EtOAc. The filtration was very slow, the filter kept getting clogged. The filtrate was concentrated to give a solid, which was purified on Biotage Isolera (120 g Agela cartridge, eluted with 5-50% EtOAc/hexanes over 15 min) to give 1.75 g of the desired product as a white solid. LCMS *calcdiox* C₂₀H₂₄BrN₂O₂ (M+H)⁺: *m/z* 403.1. Found: 403.0. 0.67 g of the starting material recovered.

15

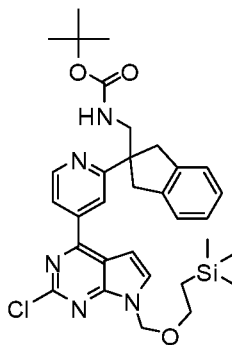
20

Step 2. tert-Butyl ({2-[4-(4,4,5,5-tetramethyl-1,3,2-dioxaborolan-2-yl)pyridin-2-yl]-2,3-dihydro-1H-inden-2-yl}methyl}carbamate



A mixture of *tert*-butyl {[2-(4-bromopyridin-2-yl)-2,3-dihydro-1 *H*-inden-2-yl]methyl}carbamate (1.75 g, 4.34 mmol), 4,4,5,5,4',4',5',5'-octamethyl-[2,2']bi[[1,3,2]dioxaborolanyl] (1.65 g, 6.51 mmol), [1,1'-bis(diphenylphosphino)ferrocene] dichloropalladium (II) (95.2 mg, 0.130 mmol), and potassium acetate (852 mg, 8.68 mmol) in 1,4-dioxane (27 mL) and dimethyl sulfoxide (0.81 mL) was degassed for 5 min then heated to 90 °C and stirred for 17 h. The reaction mixture was partitioned between ethyl acetate and water and filtered through a plug of Celite. The layers were separated and the organic layer was washed with water and brine, dried over anhydrous sodium sulfate, filtered, and concentrated to give 3 g of a dark gum after drying *in vacuo*. LCMS *calcd* for C₂₆H₃₆BN₂O₄ (M+H)⁺: *m/z* 451.3. Found: 451.2. The crude produce was used directly in the next step without further purifications.

Step 3. tert-Butyl ({2-[4-(2-chloro-7-{[2-(trimethylsilyl)ethoxy]methyl}-7*H*-pyrrolo[2,3-*d*]pyrimidin-4-yl)pyridin-2-yl]-2,3-dihydro-1*H*-inden-2-yl]methyl}carbamate



A mixture of 2,4-dichloro-7-{[2-(trimethylsilyl)ethoxy]methyl}-7*H*-pyrrolo[2,3-*d*]pyrimidine (from Example 80 step 3, 326.2 mg, 1.025 mmol), *tert*-butyl {[2-[4-(4,4,5,5-tetramethyl-1,3,2-dioxaborolan-2-yl)pyridin-2-yl]-2,3-dihydro-1 *H*-inden-2-yl]methyl}carbamate (600 mg, 1.33 mmol), tetrakis(triphenylphosphine)palladium(0) (59.2 mg, 0.0512 mmol) and 2.0 M sodium carbonate in water (1.54 mL, 3.07 mmol) in 1,4-dioxane (7.1 mL) was heated in the microwave at 150 °C for 20 min. The mixture was

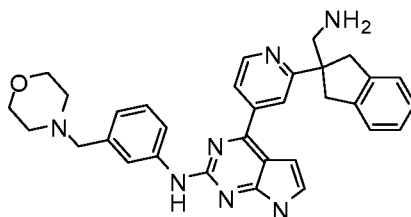
partitioned between EtOAc and water. The organic layer was separated then washed with brine, dried, filtered and concentrated. The resulting residues was purified on Biotage Isolera (40 g Agela cartridge, eluted with 5-55% EtOAc/hexanes over 15 min) to give the desired product (0.33 g, 53% in 2 steps). LCMS *calcdior* C₃₂H₄₁CIN₅O₃S₁ (M+H)⁺: m/z 606.3.

5 Found: 606.2.

Step 4. 4-{2-[2-(Aminomethyl)-2,3-dihydro-1H-inden-2-yl]pyridin-4-yl}-N-(1-methyl-1H-pyrazol-4-yl)-7H-pyrrolo[2,3-d]pyrimidin-2-amine

In a microwave vial, a mixture of *tert*-butyl ({2-[4-(2-chloro-7-{2-(trimethylsilyl)ethoxy)methyl}-7 *H*-pyrrolo[2,3-d]pyrimidin-4-yl]pyridin-2-yl]-2,3-dihydro-1*H*-inden-2-yl)methyl}carbamate (17.0 mg, 0.0280 mmol), 1-methyl-1*H*-pyrazol-4-amine (from AstaTech, 8.4 mg, 0.086 mmol), Brettphos Pd G3 (from Aldrich, 3.1 mg, 0.0034 mmol) and cesium carbonate (33 mg, 0.10 mmol) in *tert*-butyl alcohol (0.7 mL, 7 mmol) was purged with N₂ then sealed and stirred at 100 °C for 3 h. The mixture was diluted with dichloromethane, filtered through Celite, and concentrated. The crude residue was dissolved in dichloromethane (0.3 mL) and TFA (0.2 mL) was added. The mixture was stirred for 2 h then concentrated. To the concentrate was added MeOH (0.5 mL) and ethylenediamine (0.1 mL). After stirred for 1 h, the mixture was diluted and prep-LCMS (XBridge™ C18 column, eluting with a gradient of MeCN/water containing 0.1% ammonium hydroxide, at a flow rate of 60 mL/min) to give the desired as a yellow solid (6.2 mg, 51%). LCMS *calcdior* C₂₅H₂₅N₈ (M+H)⁺: m/z 437.2. Found: 437.2.

Example 95. 4-{2-[2-(Aminomethyl)-2,3-dihydro-1 *H*-inden-2-yl]pyridin-4-yl}-N-[3-(morpholin-4-ylmethyl)phenyl]-7H-pyrrolo[2,3-d]pyrimidin-2-amine

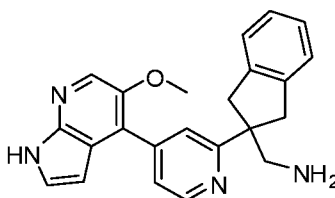


25

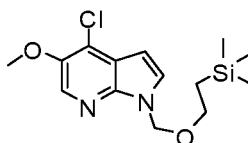
A mixture of *tert*-butyl ({2-[4-(2-chloro-7-{2-(trimethylsilyl)ethoxy)methyl}-7 *H*-pyrrolo[2,3-d]pyrimidin-4-yl]pyridin-2-yl]-2,3-dihydro-1 *H*-inden-2-yl)methyl}carbamate (15.1 mg, 0.0249 mmol), 3-(morpholin-4-ylmethyl)aniline (from Ark Pharm, 15 mg, 0.076 mmol), Brettphos Pd G3 (from Aldrich, 2.7 mg, 0.0030 mmol) and cesium carbonate (29 mg,

0.090 mmol) in *tert*-butyl alcohol (0.6 mL) was purged with N₂ then sealed and stirred at 100 °C for 3 h. The mixture was diluted with dichloromethane, filtered through Celite, and concentrated. The crude residue was dissolved in dichloromethane (0.3 mL) and TFA (0.2 mL) was added. The mixture was stirred for 2 h then concentrated. To the concentrate was added MeOH (0.5 mL) and ethylenediamine (0.1 mL). After stirred for 1 h, the mixture was diluted and prep-LCMS (XBridge™ CI8 column, eluting with a gradient of MeCN/water containing 0.1% ammonium hydroxide, at a flow rate of 60 mL/min) to give the desired product. LCMS *calcd* C₃₂H₃₄N₇O (M+H)⁺: m/z 532.3. Found: 532.2.

Example 96. 1-{2-[4-(5-Methoxy-1*H*-pyrrolo[2,3-*b*]pyridin-4-yl)pyridin-2-yl]-2,3-dihydro-1*H*-inden-2-yl}methanamine

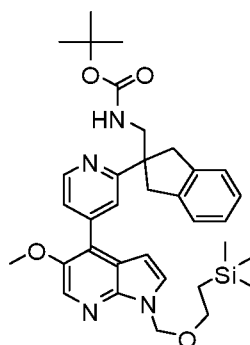


*Step 1. 4-Chloro-5-methoxy-1-([2-(trimethylsilyl)ethoxy]methyl)-1*H*-pyrrolo[2,3-*b*]pyridine*



To a suspension of sodium hydride (0.085 g, 2.1 mmol) in *N,N*-dimethylformamide (4 mL) was added 4-chloro-5-methoxy-1*H*-pyrrolo[2,3-*b*]pyridine (from Adesis, 0.30 g, 1.6 mmol) portionwise at 0 °C. The mixture was stirred for 1 h before the addition of [β-(trimethylsilyl)ethoxy] methyl chloride (0.38 mL, 2.1 mmol) dropwise. The reaction was stirred for 1 h, then diluted with Et₂O, washed with water, concentrated and purified on silica gel (0-20% EtOAc/hexanes) to give the desired product (0.48 g, 93%). LCMS *calcd* for C₁₄H₂₂ClN₂O₂Si (M+H)⁺: m/z = 313.1. Found: 313.1

*Step 2. tert-Butyl ({2-[4-(5-methoxy-1-([2-(trimethylsilyl)ethoxy]methyl)-1*H*-pyrrolo[2,3-*b*]pyridin-4-yl)pyridin-2-yl]-2,3-dihydro-1*H*-inden-2-yl)methyl)carbamate*



A mixture of *tert*-butyl ({2-[4-(4,4,5,5-tetramethyl-1,3,2-dioxaborolan-2-yl)pyridin-2-yl]-2,3-dihydro-1 *H*-inden-2-yl}methyl)carbamate (from Example 94 step 2, 0.068 g, 0.15 mmol), 4-chloro-5-methoxy-1-{{2-(trimethylsilyl)ethoxy}methyl}-1 *H*-pyrrolo[2,3-
 5 b]pyridine (0.047 g, 0.15 mmol), cesium carbonate (0.098 g, 0.30 mmol) and dicyclohexyl(2',4',6'-triisopropylbiphenyl-2-yl)phosphine-(2'-aminobiphenyl-2-yl)(chloro)palladium (1:1) (0.012 g, 0.015 mmol) in 1,4-dioxane (0.2 mL)/water (0.09 mL) was stirred for 1 h at 55 °C. The reaction was purified on silica gel (0-100% EtOAc/hexanes) to give the desired product (78 mg, 86%). LCMS *calcdiox* C₃₄H₄₅N₄O₄Si (M+H)⁺: m/z = 601.3. Found: 601.4.

10

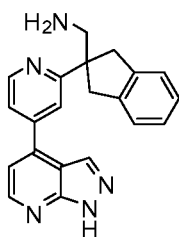
*Step 4. 1-{2-[4-(5-Methoxy-1*H*-pyrrolo[2,3-*b*]pyridin-4-yl)pyridin-2-yl]-2,3-dihydro-1*H*-inden-2-yl}methanamine*

tert-Butyl ({2-[4-(5-methoxy-1-{{2-(trimethylsilyl)ethoxy}methyl}-1 *H*-pyrrolo[2,3-
 b]pyridin-4-yl)pyridin-2-yl]-2,3-dihydro-1 *H*-inden-2-yl}methyl)carbamate (0.022 g, 0.037
 15 mmol) was treated with trifluoroacetic acid (0.2 mL) in methylene chloride (0.2 mL) at rt for 1 h and then stripped to dryness. The residue was treated with ethylenediamine (0.2 mL, 3 mmol) in methanol (0.2 mL) overnight. The mixture was purified on prep-LCMS (XBridge™ C18 column, eluting with a gradient of MeCN/water containing 0.05% TFA, at a flow rate of 60 mL/min) to give the desired product as TFA salt (4.2 mg, 31%). LCMS *calcd* for

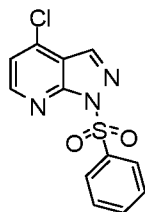
20

C₂₃H₂₃N₄O (M+H)⁺: m/z = 371.2. Found: 371.2.

Example 97. 1-{2-[4-(1*H*-Pyrazolo [3,4-*b*]pyridin-4-yl)pyridin-2-yl] -2,3-dihydro-1 *H*-inden-2-yl}methanamine

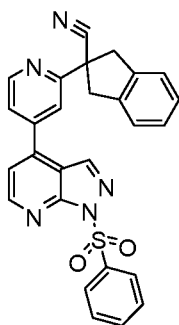


Step 1. 4-Chloro-1-(phenylsulfonyl)-1H-pyrazolo[3, 4-b]pyridine



To a stirred suspension of a mixture of NaH in mineral oil (60%, 390 mg, 9.8
 5 mmol) in tetrahydrofuran (20 mL) was added a solution of 4-chloro-1 *H*-pyrazolo[3,4-
 b]pyridine (from Ark Pharm, 1.0 g, 6.5 mmol) in THF at 0 °C. After 0.5 h, benzenesulfonyl
 chloride (1.0 mL, 7.8 mmol) was added. After stirred for another 1 h, the reaction mixture
 was quenched with *sat.* NH₄Cl solution, extracted with dichloromethane. The extracts were
 combined and concentrated. The resulting residue was purified on silica gel (0-80%
 10 EtOAc/hexanes) to give the desired product (1.7 g, 89%). LCMS *calcd* for C₁₂H₉ClN₃O₂S
 (M+H)⁺: m/z = 294.0. Found: 293.9.

Step 2. 2-{4-[1-(Phenylsulfonyl)-1H-pyrazolo[3, 4-b]pyridin-4-yl]pyridin-2-yl}indane-2-
 carbonitrile

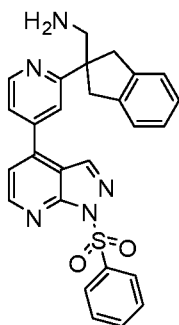


15

A mixture of 2-[4-(4,4,5,5-tetramethyl-1,3,2-dioxaborolan-2-yl)pyridin-2-yl]indane-
 2-carbonitrile (from Example 3 step 2, 0.055 g, 0.16 mmol), 4-chloro-1-(phenylsulfonyl)-1 *H*-
 pyrazolo[3,4-b]pyridine (0.21 g, 0.71 mmol), cesium carbonate (0.10 g, 0.32 mmol) and
 dicyclohexyl(2',4',6'-triisopropylbiphenyl-2-yl)phosphine - (2'-aminobiphenyl-2-

yl)(chloro)palladium (1:1) (0.012 g, 0.016 mmol) in 1,4-dioxane (0.9 mL/water (0.4 mL) was stirred for 1 h at 55 °C. The reaction was cooled, diluted with EtOAc, washed with water, and then dried and concentrated under reduced pressure. The resulting residue was purified on silica gel (0-100% EtOAc/hexanes) to give the desired product (0.050 g, 66%). LCMS *calcd* for C₂₇H₂₀N₅O₂S (M+H)⁺: m/z 478.1. Found: 478.0.

Step 3. 1-(2-{4-[1-(Phenylsulfonyl)-1H-pyrazolo[3,4-b]pyridin-4-yl]pyridin-2-yl}-2,3-dihydro-1H-inden-2-yl)methanamine



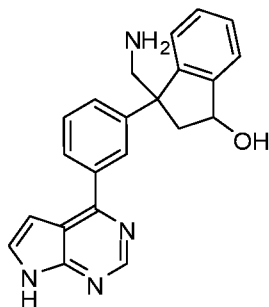
2-{4-[1-(Phenylsulfonyl)-1H-pyrazolo[3,4-b]pyridin-4-yl]pyridin-2-yl}indane-2-carbonitrile (50 mg, 0.1 mmol) was dissolved in methylene chloride (0.45 mL) and cooled to -78 °C. 1.0 M Diisobutylaluminum hydride in dichloromethane (0.32 mL, 0.32 mmol) was added dropwise, then the reaction was stirred at -78 °C for 1 h. The dry-ice bath was removed, and MeOH (25 uL) was added to quench the reaction. The reaction was treated with water and the aluminum salts chelated with 1 mL of 1M aqueous solution of sodium potassium tartrate. The reaction was partitioned between water and dichloromethane (small amount of THF added to improve solubility). The organic phase was dried over MgSO₄, filtered, and concentrated to give the product (21 mg, 48%). LCMS *calcd* for C₂₇H₂₄N₅O₂S (M+H)⁺: m/z 482.2. Found: 482.3.

Step 4. 1-{2-[4-(1H-Pyrazolo[3,4-b]pyridin-4-yl)pyridin-2-yl]-2,3-dihydro-1H-inden-2-yl}methanamine

Sodium methoxide, 25 wt.% solution in methanol (0.048 mL, 0.53 mmol) was added to a solution of 1-(2-{4-[1-(phenylsulfonyl)-1H-pyrazolo[3,4-b]pyridin-4-yl]pyridin-2-yl}-2,3-dihydro-1H-inden-2-yl)methanamine (51 mg, 0.10 mmol) in tetrahydrofuran (2 mL). The reaction mixture was stirred at rt for 2 h. The reaction mixture was purified on prep-LCMS (XBridgeTM C18 column, eluting with a gradient of MeCN/water containing 0.05% TFA, at a

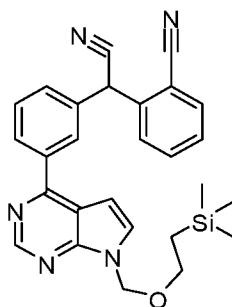
flow rate of 60 mL/min) to give the desired product as TFA salt (5.6 mg, 16%). LCMS *calcd* for C₂₁H₂₀N₅ (M+H)⁺: *m/z* 342.2. Found: 342. 1.

Example 98. 3-(Aminomethyl)-3-[3-(7H-pyrrolo[2,3-d]pyrimidin-4-yl)phenyl]indan-1-ol



5

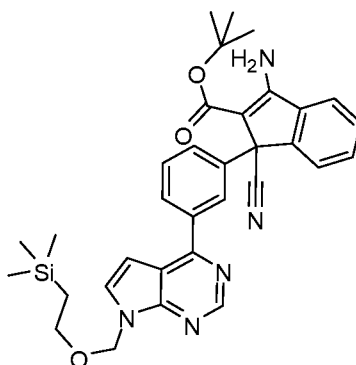
Step 1: 2-{Cyano[3-(7-{[2-(trimethylsilyl)ethoxy]methyl}-7H-pyrrolo[2,3-d]pyrimidin-4-yl]phenyl]methyl}benzonitrile



To a solution of [3-(7-{[2-(trimethylsilyl)ethoxy]methyl}-7H-pyrrolo[2,3-d]pyrimidin-4-yl)phenyl]acetonitrile (from Example 5 step 1, 200 mg, 0.549 mmol) in anhydrous tetrahydrofuran (2.0 mL) was added a 60% mixture of sodium hydride in mineral oil (88 mg, 2.2 mmol) and the resulting solution was stirred for 45 minutes prior to the addition of 2-fluorobenzonitrile (58 μ L, 0.54 mmol). The resulting mixture was stirred at ambient temperature overnight. The crude reaction mixture was purified by column chromatography on silica gel using a CombiFlash® apparatus eluting with ethyl acetate/hexanes (0-30%) to afford 0.216 g of the desired product (85% yield). LCMS *calcd.* for C₂₇H₂₈N₅OSi (M+H)⁺: *m/z* = 466.2; found: 466. 1.

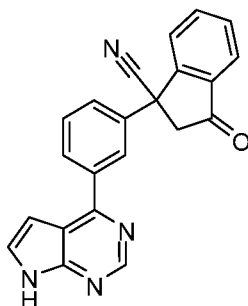
Step 2: tert-Butyl 3-amino-1-cyano-1-[3-(7-{[2-(trimethylsilyl)ethoxy]methyl}-7H-pyrrolo[2,3-d]pyrimidin-4-yl)phenyl]-1H-indene-2-carboxylate

20



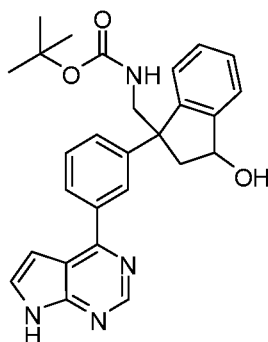
To a solution of 2- {cyano[3-(7-{ [2-(trimethylsilyl)ethoxy]methyl} -7H-pyrrolo[2,3-d]pyrimidin-4-yl)phenyl]methyl}benzonitrile (216 mg, 0.464 mmol) in anhydrous tetrahydrofuran (2.0 mL) was added potassium *tert*-butoxide (0.29 mL, 2.3 mmol) and the resulting solution was stirred for 20 minutes prior to the addition of *tert*-butyl 2-bromoacetate (140 μ L, 0.93 mmol). The resulting solution was stirred at ambient temperature. After 4 h, a second aliquot of potassium *tert*-butoxide (0.29 mL, 2.3 mmol) was added and stirring was continued for an additional 2 h. The crude reaction mixture was purified by column chromatography on silica gel using a CombiFlash® apparatus eluting with ethyl acetate/hexanes (0-50%) to afford 0.220 g of the desired product (82% yield). LCMS *calcd.* for C₃₃H₃₈N₅O₃Si (M+H)⁺: *m/z* = 580.3; found: 580.3.

Step 3: 3-Oxo-1-[3-(7H-pyrrolo[2,3-d]pyrimidin-4-yl)phenyl]indane-1-carbonitrile



A solution of *tert*-butyl 3-amino-1-cyano-1-[3-(7-{ [2-(trimethylsilyl)ethoxy]methyl} -7H-pyrrolo[2,3-d]pyrimidin-4-yl)phenyl]-1H-indene-2-carboxylate (63 mg, 0.12 mmol) and water (100 μ L) in 4.0 M hydrogen chloride in 1,4-dioxane (3.0 mL) was heated at 90 °C in a sealed vial overnight. The volatiles were removed *in-vacuo* and the crude residue was used in the next step without further purification. LCMS *calcd.* for C₂₂H₁₅N₄O (M+H)⁺: *m/z* = 351.1; found: 351.1.

Step 4: *tert*-Butyl ({3-hydroxy-1-[3-(7*H*-pyrrolo[2,3-*d*]pyrimidin-4-yl)phenyl]-2,3-dihydro-1*H*-inden-1-yl}methyl) carbamate

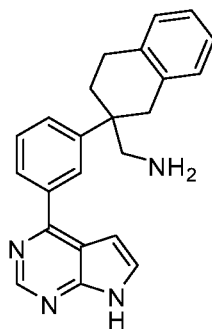


To a 0°C mixture of 3-oxo-1-[3-(7*H*-pyrrolo[2,3-*d*]pyrimidin-4-yl)phenyl]indane-1-carbonitrile (45 mg, 0.13 mmol), nickel chloride hexahydrate (7.0 mg, 0.03 mmol), *di-tert*-butyldicarbonate (89 µL, 0.39 mmol) in methanol (2.0 mL) was added sodium tetrahydroborate (44 mg, 1.2 mmol) portion-wise over 15 minutes and the resulting mixture was allowed to gradually warm to ambient temperature while stirring overnight. The crude reaction mixture was purified by column chromatography on silica gel using a CombiFlash® apparatus eluting with methanol/ dichloromethane (0-20 %) to afford 0.052 g of the desired product (89% yield). LCMS *calcd.* for C₂₇H₂₈N₄O₃ (M+H)⁺: *m/z* = 457.2; found: 457.2.

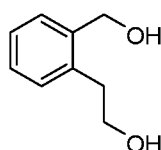
Step 5: 3-(3-(7*H*-Pyrrolo[2,3-*d*]pyrimidin-4-yl)phenyl)-3-(aminomethyl)-2,3-dihydro-1*H*-inden-1-ol

A solution of *tert*-butyl ({3-hydroxy-1-[3-(7*H*-pyrrolo[2,3-*d*]pyrimidin-4-yl)phenyl]-2,3-dihydro-1*H*-inden-1-yl}methyl)carbamate (52 mg, 0.11 mmol) in dichloromethane (1.0 mL) and trifluoroacetic acid (1.0 mL) was stirred at ambient temperature for 1 h. The volatiles were removed *in-vacuo* and the resulting residue was diluted with methanol and purified by prep-LCMS (XBridge™ C18 column, eluting with a gradient of MeCN/water containing 0.05% TFA, at a flow rate of 60 mL/min) to afford two peaks, presumably two pairs of racemic diastereoisomers, that were the title compound. The two isolated diastereoisomers were isolated as a white solid. LCMS *calcd.* for C₂₂H₂₁N₄O (M+H)⁺: *m/z* = 357.2; found: 357.1.

Example 99. 1-{2-[3-(7*H*-Pyrrolo [2,3-*d*]pyrimidin-4-yl)phenyl] -1,2,3,4-tetrahydronaphthalen-2-yl}methanamine

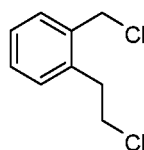


Step 1. 2-[2-(Hydroxymethyl)phenyl]ethanol



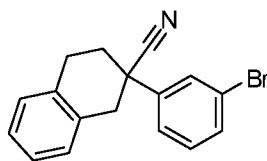
A solution of homophthalic acid (from Aldrich, 5.0 g, 28 mmol) in tetrahydrofuran (100 mL) was added dropwise to 1.0 M lithium tetrahydroaluminate in THF (91.6 mL, 91.6 mmol). After the addition was complete, the mixture was heated at reflux for 24 h. At the end of this time the mixture was cooled to 0 °C and was treated with 3.1 mL of water followed by 3.1 mL of 50% sodium hydroxide aqueous solution. The thick slurry was slowly treated with water until a fine grey precipitate had formed. The suspension was filtered and the filtrate was dried over sodium sulfate and concentrated under reduced pressure to give 3.23 g (95%) of 2-[2-(hydroxymethyl)phenyl]ethanol. LCMS *cad* for C₉H₁₀O₂ (M+H)⁺: m/z = 153.1; found: 153.1.

Step 2. 1-(2-Chloroethyl)-2-(chloromethyl)benzene



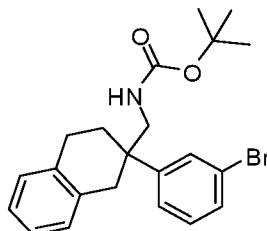
A mixture of 2-[2-(hydroxymethyl)phenyl]ethanol (3.0 g, 20. mmol) and triphenylphosphine (13.5 g, 51.5 mmol) in carbon tetrachloride (60 mL) was stirred at room temperature for 72 h. The white slurry that formed was treated with 80 mL of pentane and cooled to 0 °C so as to precipitate most of the triphenylphosphine oxide. The filtrate was concentrated under reduced pressure and the resulting oil was subjected to silica gel chromatography using hexane as the eluent. The major fraction contained 2.41 g (65%) of 1-(2-chloroethyl)-2-(chloromethyl)benzene.

Step 3. 2-(3-Bromophenyl)-1,2,3,4-tetrahydronaphthalene-2-carbonitrile



To a solution of (3-bromophenyl)acetonitrile (308 mg, 1.56 mmol) in tetrahydrofuran (15 mL) stirring at about 0 °C was added sodium hydride (60%, 187 mg, 4.69 mmol). The mixture went from a clear solution to an orange one. The reaction was stirred for 20 min and then a solution of 1-(2-chloroethyl)-2-(chloromethyl)benzene (300 mg, 1.59 mmol) in tetrahydrofuran (10 mL) was added. The reaction was removed from the ice bath and heated to 70 °C for 2 h and then quenched with NH₄Cl aqueous solution. The mixture was diluted with EtOAc. The organic was washed with water and brine, dried (Na₂SO₄), filtered and concentrated. Purification on silica gel column gave 450 mg (92% yield) of the desired product when eluted with 0-30% EtOAc/hexanes over 15 min. LCMS *calc'd* for C₁₆H₁₃BrN (M+H): m/z = 312.0; found: 312.1.

Step 4. *tert*-Butyl {[2-(3-bromophenyl)-1,2,3,4-tetrahydronaphthalen-2-yl]methyl}carbamate

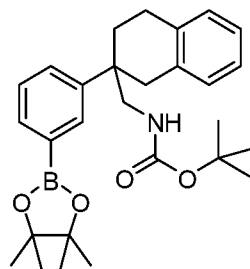


To a solution of 2-(3-bromophenyl)-1,2,3,4-tetrahydronaphthalene-2-carbonitrile (500 mg, 1.6 mmol) in methanol (20 mL) was added sequentially nickel chloride hexahydrate (76.5 mg, 0.319 mmol) and di-*tert*-butyldicarbonate (1.045 g, 4.8 mmol), followed by sodium tetrahydroborate (604 mg, 16 mmol) portion-wise over 15 min at 0 °C. The mixture was stirred at room temperature overnight. The resulting solution was diluted with EtOAc, washed with aqueous *sat.* NaHCO₃ solution, evaporated and purified on

FCC (0-100% EtOAc/hexanes) to give 570 mg (85% yield) of the desired product. LCMS calculated for

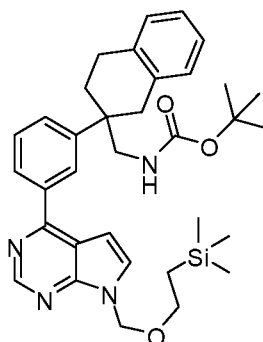
$C_{22}H_{27}BrNO_2$ (M+H): 416.1; found: 416.3.

5 *Step 5. tert-Butyl ({2-[3-(4,4,5,5-tetramethyl-1,3,2-dioxaborolan-2-yl)phenyl]-1,2,3,4-tetrahydronaphthalen-2-yl}methyl)carbamate*



A mixture of *tert*-butyl {[2-(3-bromophenyl)-1,2,3,4-tetrahydronaphthalen-2-yl]methyl}carbamate (100.0 mg, 0.24 mmol), 4,4,5,5,4',4',5',5'-octamethyl-[2,2']bi[[1,3,2]dioxaborolanyl] (91.49 mg, 0.36 mmol), DPPF (20. mg, 0.024 mmol) and
10 potassium acetate (47.1 mg, 0.48 mmol) in 1,4-dioxane (20 mL) was stirred at 80 °C for 2h. The reaction mixture was directly used in the next reaction without further purifications.

15 *Step 6. tert-Butyl ({2-[3-(7-{[2-(trimethylsilyl)ethoxy]methyl}-7H-pyrrolo[2,3-d]pyrimidin-4-yl)phenyl]-1,2,3,4-tetrahydronaphthalen-2-yl}methyl)carbamate*



A mixture of *tert*-butyl ({2-[3-(4,4,5,5-tetramethyl-1,3,2-dioxaborolan-2-yl)phenyl]-1,2,3,4-tetrahydronaphthalen-2-yl}methyl)carbamate (50 mg, 0.11 mmol), 4-chloro-7-{ [2-(trimethylsilyl)ethoxy] methyl }-7H-pyrrolo [2,3-d]pyrimidine (31 mg, 0.11 mmol),
20 tetrakis(triphenylphosphine)palladium(0) (13 mg, 0.011 mmol) and potassium carbonate (30 mg, 0.22 mmol) in water (1.0 mL) and 1,4-dioxane (10 mL) was stirred at 140

°C in a microwave oven for 40 min. The mixture was cooled and purified on prep-LCMS (XBridge™ CI8 column, eluting with a gradient of MeCN/water containing 0.05% TFA, at a flow rate of 60 mL/min) to afford 15 mg (24% yield) of the desired product. LC-MS calculated for C₃₄H₄₅N₄O₃S₁ (M+H): 585.3; found: 585.1.

5

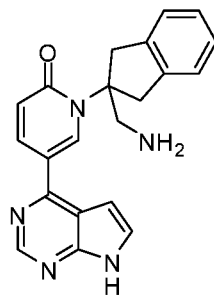
Step 7. 1-[2-[3-(7H-pyrrolo[2,3-d]pyrimidin-4-yl)phenyl]-1,2,3,4-tetrahydronaphthalen-2-yl]methanamine

A mixture of *tert*-butyl ({2-[3-(7-{[2-(trimethylsilyl)ethoxy]methyl}-7 *H*-pyrrolo[2,3-d]pyrimidin-4-yl)phenyl]-1,2,3,4-tetrahydronaphthalen-2-yl}methyl)carbamate (15 mg, 0.026 mmol) in trifluoroacetic acid (1.0 mL) was stirred at room temperature for 30 min. The solvent was evaporated and the residue was re-dissolved in methanol (1.0 mL). To the resulting solution was added ethylenediamine (0.1 mL). The reaction was stirred at room temperature overnight. The mixture was cooled and purified on prep-LCMS (XBridge™ CI8 column, eluting with a gradient of MeCN/water containing 0.05% TFA, at a flow rate of 60 mL/min) to afford 5 mg (50% yield) of the desired product as TFA salt. LCMS calculated for C₂₃H₂₃N₄ (M+H): 355.2; found: 355.3.

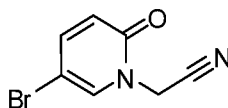
15

Example 100. 1-[2-(Aminomethyl)-2,3-dihydro-1 *H*-inden-2-yl]-5-(7H-pyrrolo[2,3-d]pyrimidin-4-yl)pyridin-2(1 *H*)-one

20



Step 1. (5-Bromo-2-oxopyridin-1(2H)-yl)acetonitrile

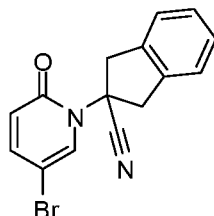


A mixture of 5-bromopyridin-2-ol (from Aldrich, 3.00 g, 17.2 mmol) and chloroacetonitrile (1.20 mL, 19.0 mmol) and potassium carbonate (4.76 g, 34.5 mmol) in *N,N*-dimethylformamide (30 mL) was stirred at room temperature overnight. 100 mL of EtOAc and 100 mL of water were added. The organic phase was washed three times with

25

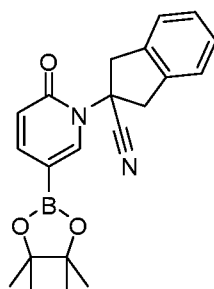
water, dried over Na₂SO₄, filtered and evaporated under reduced pressure. Purification on silica gel column afforded 2.2 g (60% yield) of the desired product. LCMS *calc* for C₇H₆BrN₂O (M+H)⁺: m/z = 213.0; found: 213.1.

5 *Step 2. 2-(5-Bromo-2-oxopyridin-1(2H)-yl)indane-2-carbonitrile*



To a solution of (5-bromo-2-oxopyridin-1(2 H)-yl)acetonitrile (500 mg, 2.35 mmol) in tetrahydrofuran (150 mL) stirring at about 0 °C was added sodium hydride (60%, 282 mg, 7.1 mmol). The mixture went from a clear solution to
 10 an orange one. The reaction was stirred for 20 min and then a solution of benzene, 1,2-bis(bromomethyl)- (619.5 mg, 2.3 mmol) in tetrahydrofuran (20 mL) was added. The reaction was removed from the ice bath and heated to 100 °C overnight and then quenched with *sat.* NH₄Cl aqueous solution. The solvent was evaporated and the resulting mixture was diluted with EtOAc. The organic was washed with water and brine, dried (Na₂SO₄), filtered
 15 and concentrated. Purification on silica gel column afforded 71 mg (10% yield) of the desired product when eluted with 0-30% EtOAc/hexanes over 15 min. LCMS *calc* for C₁₅H₁₂BrN₂O (M+H)⁺: 315.0; found: 315.1.

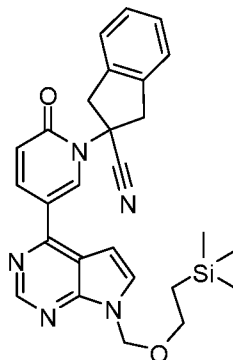
20 *Step 3. 2-[2-Oxo-5-(4,4,5,5-tetramethyl-1,3,2-dioxaborolan-2-yl)pyridin-1(2H)-yl]indane-2-carbonitrile*



A mixture of 2-(5-bromo-2-oxopyridin-1(2 H)-yl)indane-2-carbonitrile (230 mg, 0.73 mmol), 4,4,5,5,4',4',5',5'-octamethyl-[2,2']bi[[1,3,2]dioxaborolanyl] (278 mg, 1.1 mmol), DPPF (119 mg, 0.15 mmol) and

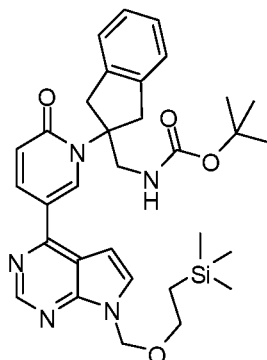
potassium acetate (143 mg, 1.46 mmol) in 1,4-dioxane (20 mL) was stirred at 80 °C for 2 h. The reaction mixture was directly used in the next reaction without further purifications.

Step 4. 2-[2-Oxo-5-(7-{[2-(trimethylsilyl)ethoxy]methyl}-7H-pyrrolo[2,3-d]pyrimidin-4-yl)pyridin-1(2H)-yl]indane-2-carbonitrile



A mixture of 2-[2-oxo-5-(4,4,5,5-tetramethyl-1,3,2-dioxaborolan-2-yl)pyridin-1(2H)-yl]indane-2-carbonitrile (26 mg, 0.073 mmol), 4-chloro-7-{[2-(trimethylsilyl)ethoxy]methyl}-7H-pyrrolo[2,3-d]pyrimidine (21 mg, 0.073 mmol), tetrakis(triphenylphosphine)palladium(0) (17 mg, 0.015 mmol) and potassium carbonate (20 mg, 0.15 mmol) in water (1.0 mL) and 1,4-dioxane (10 mL) was stirred at 140 °C for 40 min in a microwave oven. The mixture was cooled and purified on prep-LCMS (XBridge™ C18 column, eluting with a gradient of MeCN/water containing 0.05% TFA, at a flow rate of 60 mL/min) to afford 20 mg (57% yield) of the desired product. LCMS *calc*d for C₂₇H₃₀N₅O₂Si (M+H)⁺: 484.2; found: 484.1

Step 5. *tert*-Butyl ({2-[2-oxo-5-(7-{[2-(trimethylsilyl)ethoxy]methyl}-7H-pyrrolo[2,3-d]pyrimidin-4-yl)pyridin-1(2H)-yl]-2,3-dihydro-1H-inden-2-yl}methyl)carbamate



At 0 °C to a solution of 2-[2-oxo-5-(7-{[2-(trimethylsilyl)ethoxy]methyl}-7H-pyrrolo[2,3-d]pyrimidin-4-yl)pyridin-1(2H)-yl]indane-2-carbonitrile (20 mg, 0.041 mmol) in

methanol (10 mL) was added sequentially nickel chloride hexahydrate (2.0 mg, 0.0083 mmol) and di-*tert*-butyldicarbonate (27 mg, 0.12 mmol), followed by sodium tetrahydroborate (16 mg, 0.41 mmol) portion-wise over 15 min. The mixture was stirred at rt overnight. The mixture was purified on prep-LCMS (XBridge™ CI8 column, eluting with a gradient of MeCN/water containing 0.05% TFA, at a flow rate of 60 mL/min) to afford 5 mg (20% yield) of the desired product. LCMS *calc*d for C₃₂H₄₂N₅O₄S₁ (M+H)⁺: 588.3; found: 588.1.

Step 6. 1-[2-(Aminomethyl)-2,3-dihydro-1H-inden-2-yl]-5-(7H-pyrrolo[2,3-d]pyrimidin-4-yl)pyridin-2(1H)-one

A mixture of *tert*-butyl ({2-[2-oxo-5-(7-{[2-(trimethylsilyl)ethoxy]methyl}-7-*H*-pyrrolo[2,3-d]pyrimidin-4-yl)pyridin-1(2*H*)-yl]-2,3-dihydro-1*H*-inden-2-yl}methyl)carbamate (5.0 mg, 0.0085 mmol) in trifluoroacetic acid (1.0 mL) was stirred at room temperature for 30 min. The solvent was evaporated and the resulting residue was dissolved in methanol (1.0 mL). To the resulting solution was added ethylenediamine (0.1 mL). The reaction mixture was stirred at room temperature overnight. The mixture was purified on prep-LCMS (XBridge™ CI8 column, eluting with a gradient of MeCN/water containing 0.05% TFA, at a flow rate of 60 mL/min) to afford the desired product. LCMS *calc*d for C₂₁H₂₀N₅O (M+H)⁺: 358.2; found: 358.1.

Example A. Evaluation of biological activity of exemplified compounds

Axl Autophosphorylation Assay

Autophosphorylation of Axl was carried out by incubating the recombinant Axl protein (Life Technologies, PV4275) in buffer containing 50 mM Tris, pH7.5, 0.2 mg/ml Axl, 5 mM ATP, 20 mM MgCl₂ and 2 mM DTT at room temperature for 1 hour.

Axl Autophosphorylation Assay

Autophosphorylation of Axl was carried out by incubating the recombinant Axl protein (Life Technologies, PV4275) in buffer containing 50 mM Tris, pH7.5, 0.2 mg/ml Axl, 5 mM ATP, 20 mM MgCl₂ and 2 mM DTT at room temperature for 1 hour.

TAM Kinase Assay

The kinase assay buffer contained 50 mM HEPES, pH7.5, 10 mM MgCl₂, 1 mM EGTA, 0.01% NP-40 and 2 mM DTT. 0.1 ul test compounds dissolved in DMSO were transferred from compound plates to white 384-well assay plates (Greiner LUMITRAC plates). The final concentration of DMSO was 1.25%. Enzyme solutions of 5.1 nM phosphor-Axl (see Axl autophosphorylation assay above), or 0.0625 nM c-Mer (Carna Biosciences, 08-108), or 0.366 nM Tyro3 (Life Technologies, PR7480A) were prepared in assay buffer. A 1 mM stock solution of peptide substrate Biotin-EQEDEPEGDYFEWLE-amide SEQ ID NO: 1 (Quality Controlled Biochemicals, MA) dissolved in DMSO was diluted to 1 uM in assay buffer containing 2000 uM ATP. 4 ul enzyme solution (or assay buffer for the enzyme blank) was added to the appropriate wells in each plate, and then 4 ul/well substrate solution was added to initiate the reaction. The plate was protected from light and incubated at room temperature for 60 min. The reaction was stopped by adding 4 ul detection solution containing 50 mM Tris-HCl, pH7.8, 150 mM NaCl, 0.05% BSA, 45 mM EDTA, 180 nM SA-APC (Perkin Elmer, CR130-100) and 3 nM Eu-W1024 anti-phosphotyrosine PY20 (Perkin Elmer, AD0067). The plate was incubated for 1h at room temperature, and HTRF (homogenous time resolved fluorescence) signal was measured on a PHERAstar FS plate reader (BMG labtech). Percentage of inhibition was calculated for each concentration and IC₅₀ value was generated from curve fitting with GraphPad Prism software.

The compounds of the invention were found to be inhibitors of TAM according to the TAM Enzymatic Assay. Compounds of Formula (I) and all the compounds as described herein have been tested and exhibit an IC₅₀ of less than 1 μM.

The compounds of the invention were found to be inhibitors of one or more of AXL, MER, and TYR03 according to the assay of Example A. IC₅₀ data is provided below in Table 1. The symbol "+" indicates an IC₅₀ ≤ 500 nM, "++" indicates an IC₅₀ more than 500 nM but ≤ 1 μM; "+++" indicates an IC₅₀ more than 1 μM, but ≤ 3 μM; "++++" indicates an IC₅₀ of more than 3 μM.

Table 1

Example	c-Mer IC ₅₀ (nM)	Phospho-Axl IC ₅₀ (nM)	Tyro3IC ₅₀ (nM)
1	+	+	++++
2	+++	+++	++++
3	+	+	+++
4	++	++	++++
5	+	+	+++
6	+	+	++++

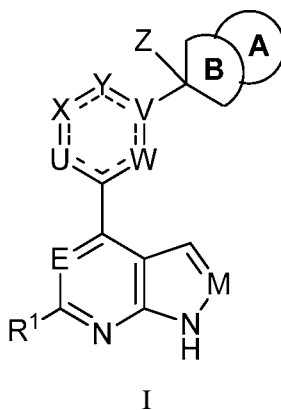
7	+	+	++++
8	n/t	+++	++++
10	n/t	+++	++++
11	+	+	+++
12	+	+	++++
16	+	+	++++
17	+	+	++++
18	+	+	++++
19	++++	++++	++++
20	++++	++++	++++
21	+++	++	++++
22	+	+	++++
23	+	+	++++
24	+	+	++++
25	++++	+++	++++
26	++	+	++++
27	++	+	++++
28	++++	+++	++++
29	+++	+++	++++
30	++	++	++++
31	++++	++++	++++
32	++++	++++	++++
33	++++	++++	++++
34	+++	+++	++++
35	++++	+++	++++
36	+++	++	++++
37	++	+	++++
38	+++	++	++++
39	+++	+	++++
40	++++	+++	++++
41	++++	+++	++++
42	++	+++	+++
43	+++	++++	++++
44	++++	+++	+++
45	+++	+++	+++
46	++++	n/t	n/t
47	++++	+++	+++
48	++++	++++	+++
49	+	+	+++
50	+++	++	++++
51	+++	++	+++
52	+++	++++	++++
53	+++	++++	++++
54	++	+++	++++
55	+++	++++	++++
56	+	+	+++
57	+++	n/t	n/t

58	++++	+++	+
59	++++	n/t	n/t
60	++++	n/t	n/t
61	++	+++	++++
62	+++	n/t	n/t
63	+++	n/t	n/t
64	+++	n/t	n/t
65	+++	+++	+++
66	+++	+++	++++
67	+++	+++	++++
68	+++	++	++
69	+++	+++	++
70	++++	+++	++
71	++++	++	+++
72	+++	+	+
73	+++	+++	++++
74	+++	+++	++
75	+++	+	++++
76	+	+	++
77	++++	+++	+
78	++++	+++	+++
80	+	+	+
86	+	+	+++
87	+	+	+++
88	+	+	++++
89	+	+	+
90	+	+	++
91	+	+	+++
93	+++	+++	++++
94	+	+	+
95	+	+	+
96	+	+	+
97	+	+	+++
98 (peak 1)	+++	++	++
98 (peak 2)	+	+	++
99	+	+	nt
100	+	+	nt

Various modifications of the invention, in addition to those described herein, will be apparent to those skilled in the art from the foregoing description. Such modifications are also intended to fall within the scope of the appended claims. Each reference, including all patent, patent applications, and publications, cited in the present application is incorporated
5 herein by reference in its entirety.

WHAT IS CLAIMED IS:

1. A compound of Formula I:



or a pharmaceutically acceptable salt thereof, wherein:

each ----- in the ring formed by U, X, Y, V, and W is independently a single or double bond;

E is -N= or -CR⁹=;

M is -N= or -CR²=;

U is -N= or -CR₃;

X is -N= or -CR⁴=;

Y is -N= or -CR₅;

$$W \text{ is } -N= \text{ or-} CR \text{ } ^6_{=};$$

V is -CR^{AB}=, wherein R^{AB} is the fused A-B moiety;

alternatively, Y is C=O, X is -NR^{4a}, and V is -CR^{AB}=; or

Y is $\text{C}=\text{O}$, X is $=\text{CR}^4$ - and V is $-\text{NR}^{\text{AB}}-$;

provided that no more than two of U, X, Y, and W are -N=;

R¹ is H, halo, CN, Ci-e alkyl, C2-6 alkenyl, C2-6 alkynyl, CM haloalkyl, OR^{al}, SR^{al}, C(0)R^{b1}, C(0)NR^{ci}R^{d1}, C(0)OR^{al}, OC(0)R^{b1}, OC(0)NR^{ci}R^{d1}, NR^{ci}R^{d1}, NR^{ci}OR^{d1}, NR^{ci}C(0)R^{b1}, NR^{ci}C(0)OR^{b1}, NR^{ci}C(0)NR^{ci}R^{d1}, NR^{ci}S(0)R^{b1}, NR^{ci}S(0)₂R^{b1}, NR^{ci}S(0)₂NR^{ci}R^{d1}, S(0)R^{b1}, S(0)NR^{ci}R^{d1}, S(0)₂R^{b1}, S(0)₂NR^{ci}R^{d1}, C3-7 cycloalkyl, phenyl, 5-6 membered heteroaryl, 4-6 membered heterocycloalkyl, C3-7 cycloalkyl-Ci-3 alkylene, phenyl-Ci-3 alkylene, 5-6 membered heteroaryl-Ci-3 alkylene, or 4-6 membered heterocycloalkyl-Ci-3 alkylene; wherein said Ci-6 alkyl, C2-6 alkenyl, C2-6 alkynyl, C1-4 haloalkyl, C3-7 cycloalkyl, phenyl, 5-6 membered heteroaryl, 4-6 membered heterocycloalkyl, C3-7 cycloalkyl-Ci-3 alkylene, phenyl-Ci-3

alkylene, 5-6 membered heteroaryl-Ci-3 alkylene, and 4-6 membered heterocycloalkyl-Ci-3 alkylene are each optionally substituted with 1, 2, 3, or 4 independently selected R¹¹ groups;

R² is H, halo, OH, CN, Ci-4 alkyl, Ci-4haloalkyl, Ci-6 alkoxy, Ci-4haloalkoxy, amino, Ci-6 alkylamine, or di(Ci-6 alkyl)amino;

R³, R⁴, R⁵, and R⁶ are each independently selected from H, halo, OH, CN, c1-3 alkyl, c1-3 haloalkyl, c1-3 alkoxy, c1-3 haloalkoxy, amino, c1-3 alkylamine, and di(Ci-3 alkyl)amino;

R^{4a} is H, Ci-4 alkyl, or c1-4 haloalkyl;

ring A is a monocyclic c3-7 cycloalkyl ring, a monocyclic 4-7 membered heterocycloalkyl ring, a phenyl ring, or a monocyclic 5-6 membered heteroaryl ring, each of which is fused to Ring B;

ring B is a monocyclic 4-7 membered heterocycloalkyl ring or a monocyclic c3-7 cycloalkyl ring, wherein the fused A-B moiety is optionally substituted by 1, 2, 3, or 4 independently selected R⁷ groups;

Z is Ci-6 alkyl, Ci-6 haloalkyl, or -Ci-6 alkylene-Z¹;

Z¹ is CN, Cy³, OR^{a3}, C(0)R^{b3}, C(0)NR^{c3}R^{d3}, C(0)OR^{a3}, OC(0)R^{b3}, OC(0)NR^{c3}R^{d3}, NR^{c3}R^{d3}, NR^{c3}C(0)R^{b3}, NR^{c3}C(0)OR^{b3}, NR^{c3}C(0)NR^{c3}R^{d3}, NR^{c3}S(0)R^{b3}, NR^{c3}S(0)₂R^{b3}, NR^{c3}S(0)₂NR^{c3}R^{d3}, S(0)R^{b3}, S(0)NR^{c3}R^{d3}, S(0)₂R^{b3}, or S(0)₂NR^{c3}R^{d3};

each R⁷ is independently selected from halo, Ci-6 alkyl, C₂₋₆ alkenyl, C₂₋₆ alkynyl, c_M haloalkyl, CN, N0₂, Cy, -c_M alkylene-Cy, OR^a, SR^a, C(0)R^b, C(0)NR^cR^d, C(0)OR^a, OC(0)R^b, OC(0)NR^cR^d, NR^cR^d, NROR^d, NR^cC(0)R^b, NR^cC(0)OR^b, NR^cC(0)NR^cR^d, C(=NR^e)R^b, C(=NR^e)NR^cR^d, NR^cC(=NR^e)NR^cR^d, NR^cS(0)R^b, NR^cS(0)₂R^b, NR^cS(0)₂NR^cR^d, S(0)R^b, S(0)NR^cR^d, S(0)₂R^b, and S(0)₂NR^cR^d; wherein said Ci-6 alkyl, C₂₋₆ alkenyl, C₂₋₆ alkynyl, and c_M haloalkyl are optionally substituted with 1, 2, 3, or 4 independently selected R⁸ groups;

each R⁸ is independently selected from halo, CN, N0₂, Ci-6 alkyl, C₂₋₆ alkenyl, C₂₋₆ alkynyl, c_M haloalkyl, Cy², -c_M alkylene-Cy², OR^{a2}, SR^{a2}, C(0)R^{b2}, C(0)NR^{c2}R^{d2}, C(0)OR^{a2}, OC(0)R^{b2}, OC(0)NR^{c2}R^{d2}, NR^{c2}R^{d2}, NR^{c2}OR^{d2}, NR^{c2}C(0)R^{b2}, NR^{c2}C(0)OR^{a2}, NR^{c2}C(0)NR^{c2}R^{d2}, C(=NR^e)R^{b2}, C(=NR^e)NR^{c2}R^{d2}, NR^{c2}C(=NR^e)NR^{c2}R^{d2}, NR^{c2}S(0)R^{b2}, NR^{c2}S(0)₂R^{b2}, NR^{c2}S(0)₂NR^{c2}R^{d2}, S(0)R^{b2},

$S(0)NR^{c2}R^{d2}$, $S(0)_2R^{b2}$, and $S(0)_2NR^{c2}R^{d2}$; wherein said Ci-e alkyl, C2-6 alkenyl, C2-6 alkynyl, and C1-4 haloalkyl are each optionally substituted with 1, 2, 3, or 4 independently selected R^g groups;

R^9 is H, halo, OH, CN, C_M alkyl, C_M haloalkyl, C_M alkoxy, Ci-4 haloalkoxy, amino, Ci-6 alkylamine, di(Ci-6 alkyl)amino, cyano-Ci-4 alkyl, HO-Ci-4 alkyl, or C1-3 alkoxy-Ci-4 alkyl;

each R^{11} is independently selected from OH, NO₂, CN, halo, Ci-6 alkyl, C2-6 alkenyl, C2-6 alkynyl, C_M haloalkyl, Ci-6 alkoxy, Ci-6 haloalkoxy, cyano-C1-3 alkyl, HO-Ci-3 alkyl, amino, Ci-6 alkylamino, di(Ci-6 alkyl)amino, thio, Ci-6 alkylthio, Ci-6 alkylsulfinyl, Ci-6 alkylsulfonyl, carbamyl, Ci-6 alkylcarbamyl, di(Ci-6 alkyl)carbamyl, carboxy, C1-6 alkylcarbonyl, Ci-6 alkoxy carbonyl, Ci-6 alkylcarbonylamino, Ci-6 alkylsulfonylamino, aminosulfonyl, Ci-6 alkylaminosulfonyl, di(Ci-6 alkyl)aminosulfonyl, aminosulfonylamino, Ci-6 alkylaminosulfonylamino, di(Ci-6 alkyl)aminosulfonylamino, aminocarbonylamino, Ci-6 alkylaminocarbonylamino, di(Ci-6 alkyl)aminocarbonylamino, C3-7 cycloalkyl, phenyl, 5-6 membered heteroaryl, 4-6 membered heterocycloalkyl, C3-7 cycloalkyl-Ci-3 alkylene, phenyl-Ci-3 alkylene, 5-6 membered heteroaryl-Ci-3 alkylene, and 4-6 membered heterocycloalkyl-Ci-3 alkylene; wherein said Ci-6 alkyl, C3-7 cycloalkyl, phenyl, 5-6 membered heteroaryl, 4-6 membered heterocycloalkyl, C3-7 cycloalkyl-Ci-3 alkylene, phenyl-Ci-3 alkylene, 5-6 membered heteroaryl-Ci-3 alkylene, and 4-6 membered heterocycloalkyl-Ci-3 alkylene are each optionally substituted with 1, 2, 3, or 4 groups independently selected from OH, CN, halo, C_M alkyl, C1-3 haloalkyl, C1-4 alkoxy, Ci-3 haloalkoxy, cyano-Ci-3 alkyl, HO-C1-3 alkyl, amino, C1-4 alkylamino, di(Ci-4 alkyl)amino, C1-4 alkylsulfinyl, Ci-4 alkylsulfonyl, carbamyl, C1-4 alkylcarbamyl, di(Ci-4 alkyl)carbamyl, carboxy, C_M alkylcarbonyl, C1-4 alkoxy carbonyl, C1-4 alkylcarbonylamino, C1-4 alkylsulfonylamino, aminosulfonyl, C_M alkylaminosulfonyl, and di(Ci-4 alkyl)aminosulfonyl;

each Cy is independently selected from 3-12 membered cycloalkyl, 6-10 membered aryl, 5-10 membered heteroaryl, and 4-12 membered heterocycloalkyl, each of which is optionally substituted by 1, 2, 3, or 4 independently selected R^8 groups;

each Cy¹ is independently selected from 3-7 membered cycloalkyl, phenyl, 5-6 membered heteroaryl, and 4-6 membered heterocycloalkyl, each of which is optionally substituted by 1, 2, 3, or 4 independently selected R¹¹ groups;

each Cy² is independently selected from 3-7 membered cycloalkyl, phenyl, 5-6 membered heteroaryl, and 4-6 membered heterocycloalkyl, each of which is optionally substituted by 1, 2, 3, or 4 independently selected R⁸ groups;

each Cy³ is independently selected from 3-7 membered cycloalkyl, phenyl, 5-6 membered heteroaryl, and 4-6 membered heterocycloalkyl, each of which is optionally substituted by 1, 2, 3, or 4 groups independently selected from halo, OH, CN, Ci-3 alkyl, Ci-3 haloalkyl, Ci-3 alkoxy, Ci-3 haloalkoxy, amino, C1-3 alkylamine, and di(Ci-3 alkyl)amino;

each R^a, R^c, and R^d is independently selected from H, Ci-6 alkyl, C2-6 alkenyl, C2-6 alkynyl, C1-4 haloalkyl, Cy, and -Ci-4alkylene-Cy; wherein said Ci-6 alkyl, C2-6 alkenyl, C2-6 alkynyl, and C1-4 haloalkyl are each optionally substituted with 1, 2, 3, or 4 independently selected R⁸ groups;

each R^b is independently selected from Ci-6 alkyl, C2-6 alkenyl, C2-6 alkynyl, Ci-4 haloalkyl, Cy, and -C1-4 alkylene-Cy; wherein said Ci-6 alkyl, C2-6 alkenyl, C2-6 alkynyl, and C1-4 haloalkyl are each optionally substituted with 1, 2, 3, or 4 independently selected R⁸ groups;

alternatively, any R^c and R^d attached to the same N atom, together with the N atom to which they are attached, form a 4-6 membered heterocycloalkyl group or a 5-6 membered heteroaryl group, each optionally substituted with 1, 2, or 3 independently selected R⁸ groups;

each R^e is independently selected from H, CN, Ci-6 alkyl, Ci-6 haloalkyl, Ci-6 alkylthio, Ci-6 alkylsulfonyl, Ci-6 alkylcarbonyl, Ci-6 alkylaminosulfonyl, carbamyl, Ci-6alkylcarbamyl, di(Ci-6 alkyl)carbamyl, aminosulfonyl, Ci-6 alkylaminosulfonyl, and di(Ci-6 alkylaminosulfonyl);

R^{a1}, R^{c1}, and R^{d1} are each independently selected from H, Ci-6 alkyl, C2-6 alkenyl, C2-6 alkynyl, C1-4 haloalkyl, Cy¹, and -C1-4 alkylene-Cy¹; wherein said Ci-6 alkyl, C2-6 alkenyl, C2-6 alkynyl, and C1-4 haloalkyl are each optionally substituted with 1, 2, 3, or 4 independently selected R¹¹ groups;

R^{b1} is independently selected from Ci-6 alkyl, C2-6 alkenyl, C2-6 alkynyl, C1-4 haloalkyl, Cy^1 , and -C1-4 alkylene- Cy^1 ; wherein said Ci-6 alkyl, C2-6 alkenyl, C2-6 alkynyl, and C1-4 haloalkyl are each optionally substituted with 1, 2, 3, or 4 independently selected R^{11} groups; or

alternatively, any R^{c1} and R^{d1} attached to the same N atom, together with the N atom to which they are attached, form a 4-, 5-, 6- or 7-membered heterocycloalkyl group optionally substituted with 1, 2 or 3 independently selected R^{11} groups;

each R^{a2} , R^{c2} , and R^{d2} are independently selected from H, Ci-6 alkyl, C2-6 alkenyl, C2-6 alkynyl, C1-4 haloalkyl, Cy^2 , and -C1-4 alkylene- Cy^2 ; wherein said Ci-6 alkyl, C2-6 alkenyl, C2-6 alkynyl, and C1-4 haloalkyl are each optionally substituted with 1, 2, 3, or 4 independently selected R^g groups;

each R^{b2} is independently selected from Ci-6 alkyl, C2-6 alkenyl, C2-6 alkynyl, Ci-4 haloalkyl, Cy^2 , and -C1-4 alkylene- Cy^2 ; wherein said Ci-6 alkyl, C2-6 alkenyl, C2-6 alkynyl, and C1-4 haloalkyl are each optionally substituted with 1, 2, 3, or 4 independently selected R^g groups; or

alternatively, any R^{c2} and R^{d2} attached to the same N atom, together with the N atom to which they are attached, form a 4-, 5-, 6- or 7-membered heterocycloalkyl group optionally substituted with 1, 2 or 3 independently selected R^g groups;

R^{a3} , R^{c3} , and R^{d3} are each independently selected from H, Ci-6 alkyl, C2-6 alkenyl, C2-6 alkynyl, C1-4 haloalkyl, Cy^3 , and -C1-4 alkylene- Cy^3 ;

R^{b3} is selected from Ci-6 alkyl, C2-6 alkenyl, C2-6 alkynyl, C1-4 haloalkyl, Cy^3 , and -Ci-4 alkylene- Cy^3 ; and

each R^g is independently selected from OH, NO₂, CN, halo, Ci-6 alkyl, C2-6 alkenyl, C2-6 alkynyl, C1-4 haloalkyl, Ci-6alkoxy, Ci-6haloalkoxy, cyano-C₁₋₃ alkyl, HO-Ci-3 alkyl, amino, Ci-6 alkylamino, di(Ci-6 alkyl)amino, thio, Ci-6 alkylthio, Ci-6 alkylsulfinyl, Ci-6 alkylsulfonyl, carbamyl, Ci-6 alkylcarbamyl, di(Ci-6 alkyl)carbamyl, carboxy, C₁₋₆ alkylcarbonyl, Ci-6 alkoxycarbonyl, Ci-6 alkylcarbonylamino, Ci-6 alkylsulfonylamino, aminosulfonyl, Ci-6 alkylaminosulfonyl, di(Ci-6 alkyl)aminosulfonyl, aminosulfonylamino, Ci-6alkylaminosulfonylamino, di(Ci-6 alkyl)aminosulfonylamino, aminocarbonylamino, Ci-6 alkylaminocarbonylamino, and di(Ci-6 alkyl)aminocarbonylamino.

2. The compound of claim 1, or a pharmaceutically acceptable salt thereof, wherein R^1 is H, halo, CN, Ci-e alkyl, C_M haloalkyl, OR^{a1} , $C(0)R^{b1}$, $C(0)NR^{c1}R^{d1}$, $OC(0)R^{b1}$, $OC(0)NR^{c1}R^{d1}$, $NR^{c1}R^{d1}$, $NR^{c1}C(0)R^{b1}$, $NR^{c1}S(0)_2R^{b1}$, $S(0)_2R^{b1}$, or $S(0)_2NR^{c1}R^{d1}$; wherein said Ci-6 alkyl and Ci-4 haloalkyl are each optionally substituted with 1, 2, 3, or 4 independently selected R^{11} groups.
3. The compound of claim 1, or a pharmaceutically acceptable salt thereof, wherein R^1 is H or $NR^{c1}R^{d1}$.
4. The compound of any one of claims 1-3, or a pharmaceutically acceptable salt thereof, wherein R^{a1} , R^{c1} , and R^{d1} are each independently selected from H, Ci-6 alkyl, Cy^1 ; and R^{b1} is Ci-e alkyl or Cy^1 .
5. The compound of any one of claims 1-4, or a pharmaceutically acceptable salt thereof, wherein each Cy^1 is independently selected from 3-7 membered cycloalkyl, phenyl, 5-6 membered heteroaryl, and 4-6 membered heterocycloalkyl, each of which is optionally substituted by 1 or 2 independently selected R^{11} groups.
6. The compound of any one of claims 1-5, or a pharmaceutically acceptable salt thereof, wherein each R^{11} is independently selected from OH, CN, halo, Ci-6 alkyl, Ci-4 haloalkyl, Ci-6 alkoxy, Ci-6 haloalkoxy, cyano-Ci-3 alkyl, HO-Ci-3 alkyl, amino, Ci-6 alkylamino, di(Ci-6 alkyl)amino, Ci-6 alkylsulfonyl, carbamyl, Ci-6 alkylcarbamyl, di(Ci-6 alkyl)carbamyl, Ci-6 alkylcarbonyl, Ci-6 alkoxycarbonyl, Ci-6 alkylcarbonylamino, Ci-6 alkylsulfonylamino, aminosulfonyl, Ci-6 alkylaminosulfonyl, di(Ci-6 alkyl)aminosulfonyl, C₃₋₇ cycloalkyl, phenyl, 5-6 membered heteroaryl, 4-6 membered heterocycloalkyl, C₃₋₇ cycloalkyl-Ci-3 alkylene, phenyl-Ci-3 alkylene, 5-6 membered heteroaryl-Ci-3 alkylene, and 4-6 membered heterocycloalkyl-Ci-3 alkylene.
7. The compound of claim 1, or a pharmaceutically acceptable salt thereof, wherein R^1 is H, methylamino, ethylamino, isopropylamino, n-butylamino, cyclobutylamino, cyclopentylamino, cyclohexylamino, 1-ethyl-1H-imidazol-4-yl-amino, 1-methyl-1H-pyrazol-4-yl-amino, and 4-(morpholinylmethyl)phenylamino.

8. The compound of any one of claims 1-7, or a pharmaceutically acceptable salt thereof, wherein R^2 is H, halo, CN, Ci_4 alkyl, or Ci_4 haloalkyl.
9. The compound of any one of claims 1-7, or a pharmaceutically acceptable salt thereof, wherein R^2 is H or Ci_4 alkyl.
10. The compound of any one of claims 1-7, or a pharmaceutically acceptable salt thereof, wherein R^2 is H or methyl.
11. The compound of any one of claims 1-10, or a pharmaceutically acceptable salt thereof, wherein R^3 , R^4 , R^5 , and R^6 are each independently selected from H, halo, CN, Ci_3 alkyl, and Ci_3 haloalkyl.
12. The compound of any one of claims 1-10, or a pharmaceutically acceptable salt thereof, wherein R^3 , R^4 , R^5 , and R^6 are each H.
13. The compound of any one of claims 1-12, or a pharmaceutically acceptable salt thereof, wherein ring A is a phenyl ring or monocyclic 5-6 membered heteroaryl ring, which is fused to Ring B, wherein the fused A-B moiety is optionally substituted by 1, 2, 3, or 4 independently selected R^7 groups.
14. The compound of any one of claims 1-12, or a pharmaceutically acceptable salt thereof, wherein ring A is a phenyl ring, which is fused to Ring B, wherein the fused A-B moiety is optionally substituted by 1, 2, 3, or 4 independently selected R^7 groups.
15. The compound of any one of claims 1-12, or a pharmaceutically acceptable salt thereof, wherein ring A is a monocyclic 5-6 membered heteroaryl ring, which is fused to Ring B, wherein the fused A-B moiety is optionally substituted by 1, 2, 3, or 4 independently selected R^7 groups.

16. The compound of any one of claims 1-12, or a pharmaceutically acceptable salt thereof, wherein ring A is a monocyclic 6-membered heteroaryl ring, which is fused to Ring B, wherein the fused A-B moiety is optionally substituted by 1, 2, 3, or 4 independently selected R⁷ groups.
17. The compound of any one of claims 1-12, or a pharmaceutically acceptable salt thereof, wherein ring A is a pyridine ring, which is fused to Ring B, wherein the fused A-B moiety is optionally substituted by 1, 2, 3, or 4 independently selected R⁷ groups.
18. The compound of any one of claims 13-17, or a pharmaceutically acceptable salt thereof, ring B is a monocyclic C₃₋₇ cycloalkyl ring, wherein the fused A-B moiety is optionally substituted by 1, 2, 3, or 4 independently selected R⁷ groups.
19. The compound of any one of claims 13-17, or a pharmaceutically acceptable salt thereof, ring B is a monocyclic C₅₋₆ cycloalkyl ring, wherein the fused A-B moiety is optionally substituted by 1, 2, 3, or 4 independently selected R⁷ groups.
20. The compound of any one of claims 13-17, or a pharmaceutically acceptable salt thereof, ring B is a cyclopentyl ring or a cyclohexyl ring; wherein the fused A-B moiety is optionally substituted by 1, 2, 3, or 4 independently selected R⁷ groups.
21. The compound of any one of claims 13-17, or a pharmaceutically acceptable salt thereof, ring B is a monocyclic 4-7 membered heterocycloalkyl ring, wherein the fused A-B moiety is optionally substituted by 1, 2, 3, or 4 independently selected R⁷ groups.
22. The compound of any one of claims 13-17, or a pharmaceutically acceptable salt thereof, ring B is a monocyclic 5-6 membered heterocycloalkyl ring, wherein the fused A-B moiety is optionally substituted by 1, 2, 3, or 4 independently selected R⁷ groups.

23. The compound of any one of claims 1-12, wherein ring A is a phenyl or pyridine ring, which is fused to ring B; and ring B is a cyclopentyl ring; wherein the fused A-B moiety is optionally substituted by 1, 2, or 3 independently selected R⁷ groups.

24. The compound of any one of claims 1-12, or a pharmaceutically acceptable salt thereof, wherein the fused A-B moiety is an 2,3-dihydro-1H-indene ring, a 6,7-dihydro-5H-cyclopenta[b]pyridine ring, or a 6,7-dihydro-5H-cyclopenta[c]pyridine ring, each of which is optionally substituted by 1, 2, or 3 independently selected R⁷ groups.

25. The compound of any one of claims 1-24, or a pharmaceutically acceptable salt thereof, wherein each R⁷ is independently selected from halo, Ci-6 alkyl, Ci-4 haloalkyl, CN, Cy, -CM alkylene-Cy, OR^a, C(0)R^b, C(0)NR^cR^d, C(0)OR^a, OC(0)R^b, OC(0)NR^cR^d, NR^cR^d, NROR^d, NR^cC(0)R^b, NR^cC(0)OR^b, NR^cC(0)NR^cR^d, NR^cS(0)₂R^b, NR^cS(0)₂NR^cR^d, S(0)₂R^b, and S(0)₂NR^cR^d; wherein said Ci-e alkyl and Ci-4 haloalkyl are optionally substituted with 1, 2, 3, or 4 independently selected R⁸ groups.

26. The compound of any one of claims 1-24, or a pharmaceutically acceptable salt thereof, wherein each R⁷ is independently selected from halo, Ci-6 alkyl, Ci-4 haloalkyl, CN, Cy, -CM alkylene-Cy, OR^a, C(0)R^b, C(0)NR^cR^d, NR^cR^d, NR^cC(0)R^b, NR^cS(0)₂R^b, S(0)₂R^b, and S(0)₂NR^cR^d; wherein said Ci-e alkyl and CM haloalkyl are optionally substituted with 1, 2, 3, or 4 independently selected R⁸ groups.

27. The compound of any one of claims 1-24, or a pharmaceutically acceptable salt thereof, wherein each R⁷ is independently selected from Ci-6 alkyl, CN, OH, NR^cR^d, Cy, and -Ci-4 alkylene-Cy; wherein said Ci-6 alkyl is optionally substituted with 1, 2, 3, or 4 independently selected R⁸ groups.

28. The compound of any one of claims 1-24, or a pharmaceutically acceptable salt thereof, wherein each R^7 is independently selected from Ci-6 alkyl, CN, OH, NR^cR^d , $-CH_2-R^8$, Cy, and $-CH_2-Cy$.

29. The compound of any one of claims 1-28, or a pharmaceutically acceptable salt thereof, wherein each R^a , R^c and R^d is independently selected from H, Ci-6 alkyl, Ci-4haloalkyl, and Cy; wherein said Ci-6 alkyl and Ci-4haloalkyl are each optionally substituted by 1, 2, 3, or 4 independently selected R^8 groups; and each R^b is independently selected from Ci-6 alkyl, Ci-4 haloalkyl, and Cy; wherein said Ci-6 alkyl and Ci-4 haloalkyl are each optionally substituted by 1, 2, 3, or 4 independently selected R^8 groups.

30. The compound of any one of claims 1-29, or a pharmaceutically acceptable salt thereof, wherein each Cy is independently selected from azetidiny, pyrrolidiny, piperidiny, morpholiny, phenyl, imidazolyl, pyridiny, imidazo[1,2-a]pyridiny, and imidazo[4,5-b]pyridiny; each of which is optionally substituted by 1, 2, 3, or 4 independently selected R^8 groups.

31. The compound of any one of claims 1-30 or a pharmaceutically acceptable salt thereof, wherein each R^8 is independently selected from halo, CN, Ci-6 alkyl, C1-4 haloalkyl, Cy^2 , $-CM$ alkylene- Cy^2 , OR^{a2} , $C(0)R^{b2}$, $C(0)NR^{c2}R^{d2}$, $C(0)OR^{a2}$, $OC(0)R^{b2}$, $OC(0)NR^{c2}R^{d2}$, $NR^{c2}R^{d2}$, $NR^{c2}OR^{d2}$, $NR^{c2}C(0)R^{b2}$, $NR^{c2}C(0)OR^{b2}$, $NR^{c2}C(0)NR^{c2}R^{d2}$, $NR^{c2}S(0)_2R^{b2}$, $NR^{c2}S(0)_2NR^{c2}R^{d2}$, $S(0)_2R^{b2}$, and $S(0)_2NR^{c2}R^{d2}$; wherein said Ci-6 alkyl and C1-4 haloalkyl are each optionally substituted with 1, 2, 3, or 4 independently selected R^8 groups.

32. The compound of any one of claims 1-30, or a pharmaceutically acceptable salt thereof, wherein each R^8 is independently selected from halo, CN, Ci-6 alkyl, C1-4 haloalkyl, Cy^2 , $-CM$ alkylene- Cy^2 , OR^{a2} , $C(0)R^{b2}$, $C(0)NR^{c2}R^{d2}$, $NR^{c2}R^{d2}$, $NR^{c2}C(0)R^{b2}$, $NR^{c2}S(0)_2R^{b2}$, $S(0)_2R^{b2}$, and $S(0)_2NR^{c2}R^{d2}$; wherein said Ci-6 alkyl and CM haloalkyl are each optionally substituted with 1, 2, 3, or 4 independently selected R^8 groups.

33. The compound of any one of claims 1-30, or a pharmaceutically acceptable salt thereof, wherein each R^8 is independently selected from halo, CN, Ci-6 alkyl, Cy^2 , OR^{a2} , $C(0)NR^{c2}R^{d2}$, and $NR^{c2}R^{d2}$; wherein said Ci-6 alkyl is optionally substituted with 1, 2, 3, or 4 independently selected R^g groups.

34. The compound of any one of claims 1-33, or a pharmaceutically acceptable salt thereof, wherein each R^{a2} , R^{c2} and R^{d2} is independently selected from H, Ci-6 alkyl, and Ci-4haloalkyl; wherein said Ci-6 alkyl and Ci-4haloalkyl are each optionally substituted with 1 or 2 independently selected R^g groups; and each R^{b2} is independently selected from Ci-6 alkyl and Ci-4haloalkyl; wherein said Ci-6 alkyl and Ci-4haloalkyl are each optionally substituted with 1 or 2 independently selected R^g groups.

35. The compound of any one of claims 1-34, or a pharmaceutically acceptable salt thereof, wherein each R^g is independently selected from OH, CN, halo, Ci-6 alkoxy, Ci-6haloalkoxy, amino, Ci-6alkylamino, and di(Ci-6 alkyl)amino.

36. The compound of any one of claims 1-35, or a pharmaceutically acceptable salt thereof, wherein Z is C_M alkyl, $-CH_2F$, $-CHF_2$, $-CH_2-Z^1$, $-CH_2-CH_2-Z^1$, or $-CH_2-CH_2-CH_2-Z^1$.

37. The compound of any one of claims 1-35, or a pharmaceutically acceptable salt thereof, wherein Z is $-CH_2F$, $-CHF_2$, $-CH_2-Z^1$, or $-CH_2-CH_2-Z^1$.

38. The compound of any one of claims 1-37, or a pharmaceutically acceptable salt thereof, wherein Z^1 is CN, OR^{a3} , $NR^{c3}R^{d3}$, $NR^{c3}C(0)R^{b3}$, $NR^{c3}C(0)OR^{b3}$, or $NR^{c3}S(0)_2R^{b3}$.

39. The compound of any one claims 1-37, or a pharmaceutically acceptable salt thereof, wherein Z^1 is $NR^{c3}R^{d3}$.

40. The compound of any one of claims 1-35, or a pharmaceutically acceptable salt thereof, wherein Z is -CH₂-NH₂.
41. The compound of any one of claims 1-39, or a pharmaceutically acceptable salt thereof, wherein R^{a3}, R^{c3} and R^{d3} are each independently selected from H, Ci-6 alkyl, and Cy³; and each Cy³ is independently 3-7 membered cycloalkyl, phenyl, 5-6 membered heteroaryl, or 4-6 membered heterocycloalkyl, each of which is optionally substituted by 1, 2, 3, or 4 groups independently selected from halo, OH, CN, C1-3 alkyl, C1-3 haloalkyl, C1-3 alkoxy, C1-3 haloalkoxy, amino, C1-3 alkylamine, and di(Ci-3 alkyl)amino; R^{b3} is selected from Ci-6 alkyl, and Cy³; and each Cy³ is independently selected from 3-7 membered cycloalkyl, phenyl, 5-6 membered heteroaryl, and 4-6 membered heterocycloalkyl, each of which is optionally substituted by 1, 2, 3, or 4 groups independently selected from halo, OH, CN, C1-3 alkyl, C1-3 haloalkyl, C1-3 alkoxy, C1-3 haloalkoxy, amino, C1-3 alkylamine, and di(Ci-3 alkyl)amino.
42. The compound of any one of claims 1-39, or a pharmaceutically acceptable salt thereof, wherein R^{a3}, R^{c3} and R^{d3} are each independently selected from H, methyl, ethyl, isopropyl, and Cy³; R^{b3} is selected from methyl, ethyl, isopropyl, and Cy³; and each Cy³ is independently selected from cyclopropyl, cyclobutyl, cyclopentyl, morpholinyl, phenyl, pyrazolyl, furanyl, thienyl, isooxazolyl, and oxazolyl, each of which is optionally substituted by 1 or 2 groups independently selected from halo, OH, CN, Ci-3 alkyl, C1-3 haloalkyl, C1-3 alkoxy, C1-3 haloalkoxy, amino, C1-3 alkylamine, and di(Ci-3 alkyl)amino.
43. The compound of any one of claims 1-42, or a pharmaceutically acceptable salt thereof, wherein U is -CR³=.
44. The compound of any one of claims 1-42, or a pharmaceutically acceptable salt thereof, wherein U is -CH=.
45. The compound of any one of claims 1-42, or a pharmaceutically acceptable salt thereof, wherein U is -N=.

46. The compound of any one of claims 1-45, or a pharmaceutically acceptable salt thereof, wherein X is $-\text{CR}^4=$.
47. The compound of any one of claims 1-45, or a pharmaceutically acceptable salt thereof, wherein X is $-\text{CH}=$.
48. The compound of any one of claims 1-45, or a pharmaceutically acceptable salt thereof, wherein X is $-\text{N}=$.
49. The compound of any one of claims 1-48, or a pharmaceutically acceptable salt thereof, wherein Y is $-\text{CR}^5=$.
50. The compound of any one of claims 1-48, or a pharmaceutically acceptable salt thereof, wherein Y is $-\text{CH}=$.
51. The compound of any one of claims 1-48, or a pharmaceutically acceptable salt thereof, wherein Y is $-\text{N}=$.
52. The compound of any one of claims 1-51, or a pharmaceutically acceptable salt thereof, wherein W is $-\text{CR}^6=$.
53. The compound of any one of claims 1-51, or a pharmaceutically acceptable salt thereof, wherein W is $-\text{CH}=$.
54. The compound of any one of claims 1-51, or a pharmaceutically acceptable salt thereof, wherein W is $-\text{N}=$.
55. The compound of any one of claims 1-54, or a pharmaceutically acceptable salt thereof, wherein V is $-\text{CR}^{\text{AB}}=$.

56. The compound of any one of claims 1-55, or a pharmaceutically acceptable salt thereof, wherein E is -N=.

57. The compound of any one of claims 1-55, or a pharmaceutically acceptable salt thereof, wherein E is -CR⁹=.

58. The compound of any one of claims 1-57, or a pharmaceutically acceptable salt thereof, wherein R⁹ is H, C₁₋₃ alkyl, or C₁₋₃ alkoxy.

59. The compound of any one of claims 1-58, or a pharmaceutically acceptable salt thereof, wherein M is -N=.

60. The compound of any one of claims 1-58, or a pharmaceutically acceptable salt thereof, wherein M is -CR²=.

61. The compound of any one of claims 1-60, or a pharmaceutically acceptable salt thereof, wherein R² is H.

62. The compound of claim 1, or a pharmaceutically acceptable salt thereof, wherein:

each ----- in the ring formed by U, X, Y, V, and W is independently a single or double bond;

E is -N= or -CR⁹=;

M is -N= or -CR²=;

U is -N= or -CR³=;

X is -N= or -CR⁴=;

Y is -N= or -CR⁵=;

W is -N= or -CR⁶=;

V is -CR^{AB}=;

alternatively, Y is C=O, X is =CR⁴- and V is -NR^{AB}-;

provided that no more than one of U, X, Y, and W is -N=;

R^1 is H, halo, CN, Ci-e alkyl, CM haloalkyl, OR^{a1} , $C(0)R^{b1}$, $C(0)NR^{c1}R^{d1}$, $OC(0)R^{b1}$, $OC(0)NR^{c1}R^{d1}$, $NR^{c1}R^{d1}$, $NR^{c1}C(0)R^{b1}$, $NR^{c1}S(0)_2R^{b1}$, $S(0)_2R^{b1}$, or $S(0)_2NR^{c1}R^{d1}$; wherein said Ci-6 alkyl and Ci-4 haloalkyl are each optionally substituted with 1, 2, 3, or 4 independently selected R^{11} groups;

R^2 is H, halo, CN, CM alkyl, or CM haloalkyl;

R^3 , R^4 , R^5 , and R^6 are each independently selected from H, halo, CN, Ci-3 alkyl, or Ci-3 haloalkyl;

R^9 is H, Ci-3 alkyl, or Ci-3 alkoxy;

ring A is a phenyl ring or a monocyclic 5-6 membered heteroaryl ring, each of which is fused to Ring B;

ring B is a monocyclic 4-7 membered heterocycloalkyl ring or a monocyclic c3-7 cycloalkyl ring, wherein the fused A-B moiety is optionally substituted by 1, 2, 3, or 4 independently selected R^7 groups;

Z is CM alkyl, $-CH_2F$, $-CHF_2$, $-CH_2-Z^1$, $-CH_2-CH_2-Z^1$, or $-CH_2-CH_2-CH_2-Z^1$;

Z^1 is CN, OR^{a3} , $NR^{c3}R^{d3}$, $NR^{c3}C(0)R^{b3}$, $NR^{c3}C(0)OR^{b3}$, or $NR^{c3}S(0)_2R^{b3}$;

each R^7 is independently selected from halo, Ci-6 alkyl, CM haloalkyl, CN, Cy, $-Ci-4$ alkylene-Cy, OR^a , $C(0)R^b$, $C(0)NR^cR^d$, $C(0)OR^a$, $OC(0)R^b$, $OC(0)NR^cR^d$, NR^cR^d , NR^cOR^d , $NR^cC(0)R^b$, $NR^cC(0)OR^b$, $NR^cC(0)NR^cR^d$, $NR^cS(0)_2R^b$, $NR^cS(0)_2NR^cR^d$, $S(0)_2R^b$, and $S(0)_2NR^cR^d$; wherein said Ci-e alkyl and CM haloalkyl are optionally substituted with 1, 2, 3, or 4 independently selected R^8 groups;

each R^8 is independently selected from halo, CN, Ci-6 alkyl, CM haloalkyl, Cy^2 , $-C_{1-4}$ alkylene-Cy², OR^{a2} , $C(0)R^{b2}$, $C(0)NR^{c2}R^{d2}$, $C(0)OR^{a2}$, $OC(0)R^{b2}$, $OC(0)NR^{c2}R^{d2}$, $NR^{c2}R^{d2}$, $NR^{c2}OR^{d2}$, $NR^{c2}C(0)R^{b2}$, $NR^{c2}C(0)OR^{b2}$, $NR^{c2}C(0)NR^{c2}R^{d2}$, $NR^{c2}S(0)_2R^{b2}$, $NR^{c2}S(0)_2NR^{c2}R^{d2}$, $S(0)_2R^{b2}$, and $S(0)_2NR^{c2}R^{d2}$; wherein said Ci-6 alkyl and CM haloalkyl are each optionally substituted with 1, 2, 3, or 4 independently selected R^8 groups;

each R^{11} is independently selected from OH, CN, halo, Ci-6 alkyl, CM haloalkyl, Ci-6 alkoxy, Ci-6 haloalkoxy, cyano- C_{1-3} alkyl, HO- C_{1-3} alkyl, amino, Ci-6 alkylamino, di(Ci-6 alkyl)amino, C_{1-6} alkylsulfonyl, carbamyl, Ci-6 alkylcarbamyl, di(Ci-6 alkyl)carbamyl, Ci-6 alkylcarbonyl, Ci-6 alkoxycarbonyl, Ci-6 alkylcarbonylamino, Ci-6 alkylsulfonylamino, aminosulfonyl, Ci-6 alkylaminosulfonyl,

di(Ci-6 alkyl)aminosulfonyl, C₃₋₇ cycloalkyl, phenyl, 5-6 membered heteroaryl, 4-6 membered heterocycloalkyl, C₃₋₇ cycloalkyl-Ci-3 alkylene, phenyl-Ci-3 alkylene, 5-6 membered heteroaryl-Ci-3 alkylene, and 4-6 membered heterocycloalkyl-Ci-3 alkylene;

each Cy is independently 3-10 membered cycloalkyl, 6-10 membered aryl, 5-10 membered heteroaryl, or 4-10 membered heterocycloalkyl, each of which is optionally substituted by 1, 2, 3, or 4 independently selected R⁸ groups;

each Cy¹ is independently selected from 3-7 membered cycloalkyl, phenyl, 5-6 membered heteroaryl, and 4-6 membered heterocycloalkyl, each of which is optionally substituted by 1 or 2 independently selected R¹¹ groups;

each Cy² is independently 3-7 membered cycloalkyl or 4-6 membered heterocycloalkyl;

each Cy³ is independently selected from 3-7 membered cycloalkyl, phenyl, 5-6 membered heteroaryl, and 4-6 membered heterocycloalkyl, each of which is optionally substituted by 1, 2, 3, or 4 groups independently selected from halo, OH, CN, Ci-3 alkyl, C1-3 haloalkyl, C1-3 alkoxy, C1-3 haloalkoxy, amino, C1-3 alkylamine, and di(Ci-3 alkyl)amino;

each R^a, R^c and R^d is independently selected from H, Ci-6 alkyl, C1-4 haloalkyl, and Cy; wherein said Ci-6 alkyl and C1-4 haloalkyl are each optionally substituted by 1, 2, 3, or 4 independently selected R⁸ groups;

each R^b is independently selected from Ci-6 alkyl, C1-4 haloalkyl, and Cy; wherein said Ci-6 alkyl and C1-4 haloalkyl are each optionally substituted by 1, 2, 3, or 4 independently selected R⁸ groups;

R^{a1}, R^{c1} and R^{d1} are each independently selected from H, Ci-6 alkyl, and Cy¹;

R^{b1} is selected from Ci-6 alkyl and Cy¹;

each R^{a2}, R^{c2} and R^{d2} is independently selected from H, Ci-6 alkyl, and C1-4 haloalkyl; wherein said Ci-6 alkyl and C1-4 haloalkyl is optionally substituted with 1 or 2 independently selected R⁸ groups;

each R^{b2} is independently selected from Ci-6 alkyl and C1-4 haloalkyl; wherein said Ci-6 alkyl and C1-4 haloalkyl is optionally substituted with 1 or 2 independently selected R⁸ groups;

R^{a3}, R^{c3} and R^{d3} are each independently selected from H, Ci-6 alkyl, and Cy³;

R^{b3} is selected from H, Ci-6 alkyl, and Cy³; and

each R^8 is independently selected from OH, CN, halo, Ci-6 alkoxy, Ci-6 haloalkoxy, amino, Ci-6 alkylamino, and di(Ci-6 alkyl)amino.

63. The compound of claim 1, or a pharmaceutically acceptable salt thereof, wherein:

each ----- in the ring formed by U, X, Y, V, and W is independently a single or double bond;

E is -N= or $\text{-CR}^9\text{=}$;

M is -N= or $\text{-CR}^2\text{=}$;

U is -N= or -CH= ;

X is -N= or -CH= ;

Y is -N= or -CH= ;

W is -N= or -CH= ;

V is $\text{-CR}^{\text{AB}}\text{=}$;

alternatively, Y is C=O , X is $\text{=CR}^4\text{-}$ and V is $\text{-NR}^{\text{AB}}\text{-}$;

provided that no more than one of U, X, and Y is -N= ;

R^1 is H or $\text{NR}^{\text{cl}}\text{R}^{\text{dl}}$;

R^2 is H or Ci-4 alkyl;

R^9 is H, methyl, ethyl, methoxy, or ethoxy;

each R^{11} is independently selected from OH, CN, halo, Ci-6 alkyl, Ci-4 haloalkyl, Ci-6 alkoxy, Ci-6 haloalkoxy, cyano-C₁₋₃ alkyl, **HO-C₁₋₃** alkyl, amino, Ci-6 alkylamino, di(Ci-6 alkyl)amino, C₁₋₆ alkylsulfonyl, carbamyl, Ci-6 alkylcarbamyl, di(Ci-6 alkyl)carbamyl, Ci-6 alkylcarbonyl, Ci-6 alkoxycarbonyl, Ci-6 alkylcarbonylamino, Ci-6 alkylsulfonylamino, aminosulfonyl, Ci-6 alkylaminosulfonyl, di(Ci-6 alkyl)aminosulfonyl, C₃₋₇ cycloalkyl, phenyl, 5-6 membered heteroaryl, 4-6 membered heterocycloalkyl, C₃₋₇ cycloalkyl-Ci-3 alkylene, phenyl-Ci-3 alkylene, 5-6 membered heteroaryl-Ci-3 alkylene, and 4-6 membered heterocycloalkyl-Ci-3 alkylene;

ring A is a phenyl ring or a monocyclic 6-membered heteroaryl ring, each of which is fused to Ring B;

ring B is a monocyclic 5-6 membered heterocycloalkyl ring or a monocyclic C₅₋₆ cycloalkyl ring, wherein the fused A-B moiety is optionally substituted by 1, 2, 3, or 4 independently selected R^7 groups;

Z is $-\text{CH}_2\text{F}$, $-\text{CHF}_2$, $-\text{CH}_2\text{-Z}^1$, or $-\text{CH}_2\text{-CH}_2\text{-Z}$;

Z^1 is CN, $\text{OR}^{\text{a}3}$, $\text{NR}^{\text{c}3}\text{R}^{\text{d}3}$, $\text{NR}^{\text{c}3}\text{C}(\text{O})\text{R}^{\text{b}3}$, $\text{NR}^{\text{c}3}\text{C}(\text{O})\text{OR}^{\text{b}3}$, or $\text{NR}^{\text{c}3}\text{S}(\text{O})_2\text{R}^{\text{b}3}$;

each R^7 is independently selected from halo, Ci-6 alkyl, C1-4 haloalkyl, CN, Cy, -Ci-4 alkylene-Cy, OR^{a} , $\text{C}(\text{O})\text{R}^{\text{b}}$, $\text{C}(\text{O})\text{NR}^{\text{c}}\text{R}^{\text{d}}$, $\text{NR}^{\text{c}}\text{R}^{\text{d}}$, $\text{NR}^{\text{c}}\text{C}(\text{O})\text{R}^{\text{b}}$, $\text{NR}^{\text{c}}\text{S}(\text{O})_2\text{R}^{\text{b}}$, $\text{S}(\text{O})_2\text{R}^{\text{b}}$, and $\text{S}(\text{O})_2\text{NR}^{\text{c}}\text{R}^{\text{d}}$; wherein said Ci-6 alkyl and Ci-4 haloalkyl are optionally substituted with 1, 2, 3, or 4 independently selected R^8 groups;

each R^8 is independently selected from halo, CN, Ci-6 alkyl, C1-4 haloalkyl, Cy^2 , -Ci-4 alkylene- Cy^2 , $\text{OR}^{\text{a}2}$, $\text{C}(\text{O})\text{R}^{\text{b}2}$, $\text{C}(\text{O})\text{NR}^{\text{c}2}\text{R}^{\text{d}2}$, $\text{NR}^{\text{c}2}\text{R}^{\text{d}2}$, $\text{NR}^{\text{c}2}\text{C}(\text{O})\text{R}^{\text{b}2}$, $\text{NR}^{\text{c}2}\text{S}(\text{O})_2\text{R}^{\text{b}2}$, $\text{S}(\text{O})_2\text{R}^{\text{b}2}$, and $\text{S}(\text{O})_2\text{NR}^{\text{c}2}\text{R}^{\text{d}2}$; wherein said Ci-6 alkyl and C1-4 haloalkyl are each optionally substituted with 1, 2, 3, or 4 independently selected R^8 groups;

each Cy is independently 3-10 membered cycloalkyl, 6-10 membered aryl, 5-10 membered heteroaryl, or 4-10 membered heterocycloalkyl, each of which is optionally substituted by 1, 2, 3, or 4 independently selected R^8 groups;

each Cy^1 is independently selected from 3-7 membered cycloalkyl, phenyl, 5-6 membered heteroaryl, and 4-6 membered heterocycloalkyl, each of which is optionally substituted by 1 or 2 independently selected R^{11} groups;

each Cy^2 is independently 3-7 membered cycloalkyl or 4-6 membered heterocycloalkyl;

each Cy^3 is independently 3-7 membered cycloalkyl, phenyl, 5-6 membered heteroaryl, or 4-6 membered heterocycloalkyl, each of which is optionally substituted by 1, 2, 3, or 4 groups independently selected from halo, OH, CN, C1-3 alkyl, C1-3 haloalkyl, C1-3 alkoxy, C1-3 haloalkoxy, amino, C1-3 alkylamine, and di(Ci-3 alkyl)amino;

each R^{a} , R^{c} and R^{d} is independently selected from H, Ci-6 alkyl, C1-4 haloalkyl, and Cy; wherein said Ci-6 alkyl and C1-4 haloalkyl are each optionally substituted by 1, 2, 3, or 4 independently selected R^8 groups;

each R^{b} is independently selected from Ci-6 alkyl, C1-4 haloalkyl, and Cy; wherein said Ci-6 alkyl and C1-4 haloalkyl are each optionally substituted by 1, 2, 3, or 4 independently selected R^8 groups;

R^{cl} and R^{dl} are each independently selected from H, Ci-6 alkyl, and Cy^1 ;

each R^{a2} , R^{c2} and R^{d2} is independently selected from H, Ci-6 alkyl, and Ci-4 haloalkyl; wherein said Ci-6 alkyl and Ci-4 haloalkyl is optionally substituted with 1 or 2 independently selected R^g groups;

each R^{b2} is independently selected from Ci-6 alkyl and Ci-4 haloalkyl; wherein said Ci-6 alkyl and Ci-4 haloalkyl is optionally substituted with 1 or 2 independently selected R^g groups;

R^{a3} , R^{c3} and R^{d3} are each independently selected from H, Ci-6 alkyl, and Cy^3 ;

R^{b3} is selected from H, Ci-6 alkyl, and Cy^3 ; and

each R^g is independently selected from OH, CN, halo, Ci-6 alkoxy, Ci-6 haloalkoxy, amino, Ci-6 alkylamino, and di(Ci-6 alkyl)amino.

64. The compound of claim 1, or a pharmaceutically acceptable salt thereof, wherein:

each ----- in the ring formed by U, X, Y, V, and W is independently a single or double bond;

E is $-N=$ or $-CR^9=$;

M is $-N=$ or $-CR^2=$;

U is $-N=$ or $-CH=$;

X is $-N=$ or $-CH=$;

Y is $-N=$ or $-CH=$;

W is $-N=$ or $-CH=$;

V is $-CR^{AB}=$;

alternatively, Y is $C=O$, X is $=CR^4-$ and V is $-NR^{AB}-$;

provided that no more than one of U, X, and Y is $-N=$;

R^1 is H or $NR^{c1}R^{d1}$;

R^2 is H or methyl;

R^9 is H, methyl, ethyl, methoxy, or ethoxy;

ring A is a phenyl ring or a pyridine ring, each of which is fused to Ring B;

ring B is a monocyclic 5-6 membered heterocycloalkyl ring or a monocyclic C5-6 cycloalkyl ring, wherein the fused A-B moiety is optionally substituted by 1, 2, 3, or 4 independently selected R^7 groups;

Z is $-CH_2F$, $-CHF_2$, $-CH_2-Z^1$, or $-CH_2-CH_2-Z$;

Z^1 is CN, OR^{a3} , $NR^{c3}R^{d3}$, $NR^{c3}C(0)R^{b3}$, $NR^{c3}C(0)OR^{b3}$, or $NR^{c3}S(0)_2R^{b3}$;

each R^7 is independently selected from Ci-6 alkyl, CN, OH, NR^cR^d , Cy, and -Ci-4 alkylene-Cy; wherein said Ci-6 alkyl is optionally substituted with 1, 2, 3, or 4 independently selected R^8 groups;

each R^8 is independently selected from halo, CN, Ci-6 alkyl, Cy^2 , OR^{a2} , $C(0)NR^{c2}R^{d2}$, and $NR^{c2}R^{d2}$; wherein said Ci-6 alkyl is optionally substituted with 1, 2, 3, or 4 independently selected R^8 groups;

each R^{11} is independently selected from Ci-6 alkyl and 4-6 membered heterocycloalkyl-Ci-3 alkylene;

each Cy is independently 3-10 membered cycloalkyl, 6-10 membered aryl, 5-10 membered heteroaryl, or 4-10 membered heterocycloalkyl, each of which is optionally substituted by 1, 2, 3, or 4 independently selected R^8 groups;

each Cy^1 is independently selected from 3-7 membered cycloalkyl, phenyl, 5-6 membered heteroaryl, and 4-6 membered heterocycloalkyl, each of which is optionally substituted by 1 or 2 independently selected R^{11} groups;

each Cy^2 is independently 3-7 membered cycloalkyl or 4-6 membered heterocycloalkyl;

each Cy^3 is independently selected from 3-7 membered cycloalkyl, phenyl, 5-6 membered heteroaryl, or 4-6 membered heterocycloalkyl, each of which is optionally substituted by 1, 2, 3, or 4 groups independently selected from halo, OH, CN, C1-3 alkyl, C1-3 haloalkyl, C1-3 alkoxy, C1-3 haloalkoxy, amino, C1-3 alkylamine, and di(Ci-3 alkyl)amino;

each R^c and R^d is independently selected from H, Ci-6 alkyl, C1-4 haloalkyl, and Cy; wherein said Ci-6 alkyl and C1-4 haloalkyl are each optionally substituted by 1, 2, 3, or 4 independently selected R^8 groups;

R^{c1} and R^{d1} are each independently selected from H, Ci-6 alkyl, and Cy^1 ;

each R^{a2} , R^{c2} and R^{d2} is independently selected from H, Ci-6 alkyl, and C1-4 haloalkyl; wherein said Ci-6 alkyl and C1-4 haloalkyl is optionally substituted with 1 or 2 independently selected R^8 groups;

R^{a3} , R^{c3} and R^{d3} are each independently selected from H, Ci-6 alkyl, and Cy^3 ;

R^{b3} is selected from H, Ci-6 alkyl, and Cy^3 ; and

each R^8 is independently selected from OH, CN, halo, Ci-6 alkoxy, Ci-6 haloalkoxy, amino, Ci-6 alkylamino, and di(Ci-6 alkyl)amino.

65. The compound of claim 1, or a pharmaceutically acceptable salt thereof, wherein:

each ----- in the ring formed by U, X, Y, V, and W is independently a single or double bond;

E is -N= or $\text{-CR}^9\text{=}$;

M is -N= or $\text{-CR}^{2\text{=}}$;

U is -N= or -CH= ;

X is -N= or -N= or -CH= ;

Y is -N= or -CH= ;

W is -CH= ;

V is $\text{-CR}^{\text{AB=}}$;

alternatively, Y is C=O , X is $\text{=CR}^4\text{-}$ and V is $\text{-NR}^{\text{AB-}}$;

provided that no more than one of U, X, and Y is -N= ;

R^1 is H or $\text{NR}^{\text{cl}}\text{R}^{\text{dl}}$;

R^2 is H or methyl;

ring A is a phenyl ring or a pyridine ring, each of which is fused to Ring B;

ring B is a monocyclic 5-6 membered heterocycloalkyl ring or a monocyclic c5-6 cycloalkyl ring, wherein the fused A-B moiety is optionally substituted by 1, 2, 3, or 4 independently selected R^7 groups;

Z is $\text{-CH}_2\text{F}$, -CHF_2 , $\text{-CH}_2\text{-Z}^1$, or $\text{-CH}_2\text{-CH}_2\text{-Z}$;

Z^1 is CN, OR^{a3} , $\text{NR}^{\text{c3}}\text{R}^{\text{d3}}$, $\text{NR}^{\text{c3}}\text{C(0)R}^{\text{b3}}$, $\text{NR}^{\text{c3}}\text{C(0)OR}^{\text{b3}}$, or $\text{NR}^{\text{c3}}\text{S(0)}_2\text{R}^{\text{b3}}$;

each R^7 is independently selected from Ci-6 alkyl, CN, OH, NR^{cd} , Cy, and -Ci-4 alkylene-Cy; wherein said Ci-6 alkyl is optionally substituted with 1, 2, 3, or 4 independently selected R^8 groups;

each R^8 is independently selected from halo, CN, Ci-6 alkyl, Cy^2 , OR^{a2} , $\text{C(0)NR}^{\text{c2}}\text{R}^{\text{d2}}$, and $\text{NR}^{\text{c2}}\text{R}^{\text{d2}}$; wherein said Ci-6 alkyl is optionally substituted with 1, 2, 3, or 4 independently selected R^8 groups;

R^9 is H, methyl or methoxy;

each R^{11} is independently selected from Ci-6 alkyl and 4-6 membered heterocycloalkyl-Ci-3 alkylene;

each Cy is independently 3-10 membered cycloalkyl, 6-10 membered aryl, 5-10 membered heteroaryl, or 4-10 membered heterocycloalkyl, each of which is optionally substituted by 1, 2, 3, or 4 independently selected R^8 groups;

each Cy^1 is independently selected from 3-7 membered cycloalkyl, phenyl, 5-6 membered heteroaryl, and 4-6 membered heterocycloalkyl, each of which is optionally substituted by 1 or 2 independently selected R^{11} groups;

each Cy^2 is independently 3-7 membered cycloalkyl or 4-6 membered heterocycloalkyl;

each Cy^3 is independently 3-7 membered cycloalkyl, phenyl, 5-6 membered heteroaryl, or 4-6 membered heterocycloalkyl, each of which is optionally substituted by 1, 2, 3, or 4 groups independently selected from halo, OH, CN, Ci-3 alkyl, Ci-3 haloalkyl, Ci-3 alkoxy, C1-3 haloalkoxy, amino, C1-3 alkylamine, and di(Ci-3 alkyl)amino;

R^{c1} and R^{d1} are each independently selected from H, Ci-6 alkyl, and Cy^1 ;

each R^{a2} , R^{c2} and R^{d2} is independently selected from H, Ci-6 alkyl, and C1-4 haloalkyl; wherein said Ci-6 alkyl and C1-4 haloalkyl is optionally substituted with 1 or 2 independently selected R^g groups;

R^{a3} , R^{c3} and R^{d3} are each independently selected from H, Ci-6 alkyl, and Cy^3 ;

R^{b3} is selected from H, Ci-6 alkyl, and Cy^3 ; and

each R^g is independently selected from OH, CN, halo, Ci-6 alkoxy, Ci-6 haloalkoxy, amino, Ci-6 alkylamino, and di(Ci-6 alkyl)amino.

66. The compound of claim 1, or a pharmaceutically acceptable salt thereof, wherein:

each in the ring formed by U, X, Y, V, and W is independently a single or double bond;

E is -N= or -CR⁹=;

M is -N= or -CR²=;

U is -N= or -CH=;

X is -N= or -CH=;

Y is -N= or -CH=;

W is -N= or -CH=;

V is -CR^{AB}=;

alternatively, Y is C=O, X is =CR⁴- and V is -NR^{AB}-;

provided that no more than one of U, X, and Y is -N=;

R¹ is H, methylamino, ethylamino, isopropylamino, n-butylamino, cyclobutylamino, cyclopentylamino, cyclohexylamino, 1-ethyl-1H-imidazol-4-yl-amino, 1-methyl-1H-pyrazol-4-yl-amino, and 4-(morpholinylmethyl)phenylamino;

R² is H or methyl;

ring A is a phenyl ring or a pyridine ring, each of which is fused to Ring B;

the fused A-B moiety is an 2,3-dihydro-1H-indene ring, a 6,7-dihydro-5H-cyclopenta[b]pyridine ring, a 6,7-dihydro-5H-cyclopenta[c]pyridine ring, or a 1,2,3,4-tetrahydronaphthalene ring, each of which is optionally substituted by 1, 2, 3, or 4 independently selected R⁷ group;

R⁹ is H or methoxy;

Z is -CH₂F, -CHF₂, -CH₂-Z¹, or -CH₂-CH₂-Z;

Z¹ is CN, OR^{a3}, NR^{c3}R^{d3}, NR^{c3}C(0)R^{b3}, NR^{c3}C(0)OR^{b3}, or NR^{c3}S(0)₂R^{b3};

each R⁷ is independently C₁₋₆ alkyl, CN, OH, NR^cR^d, -CH₂-R⁸, Cy, or -CH₂-

Cy;

each R⁸ is independently selected from halo, CN, C₁₋₆ alkyl, Cy², OR^{a2}, C(0)NR^{c2}R^{d2}, and NR^{c2}R^{d2}; wherein said C₁₋₆ alkyl is optionally substituted with 1, 2, 3, or 4 independently selected R⁸ groups.

each Cy is independently selected from azetidiny, pyrrolidinyl, piperidinyl, morpholinyl, phenyl, imidazolyl, pyridinyl, imidazo[1,2-a]pyridinyl, and imidazo[4,5-b]pyridinyl; each of which is optionally substituted by 1, 2, 3, or 4 independently selected R⁸ groups;

each Cy² is independently 3-7 membered cycloalkyl or 4-6 membered heterocycloalkyl;

each Cy³ is independently selected from cyclopropyl, cyclobutyl, cyclopentyl, morpholinyl, phenyl, pyrazolyl, furanyl, thienyl, isooxazolyl, and oxazolyl, each of which is optionally substituted by 1 or 2 groups independently selected from halo,

OH, CN, Ci-3 alkyl, Ci-3haloalkyl, C1-3 alkoxy, Ci-3haloalkoxy, amino, C1-3 alkylamine, and di(Ci-3 alkyl)amino;

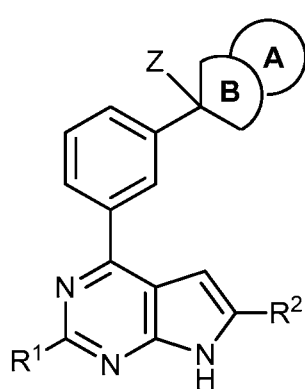
each R^{a2} , R^{c2} and R^{d2} is independently selected from H, Ci-6 alkyl, and C1-4 haloalkyl; wherein said Ci-6 alkyl and Ci-4haloalkyl is optionally substituted with 1 or 2 independently selected R^g groups;

R^{a3} , R^{c3} and R^{d3} are each independently selected from H, methyl, ethyl, isopropyl, and Cy³;

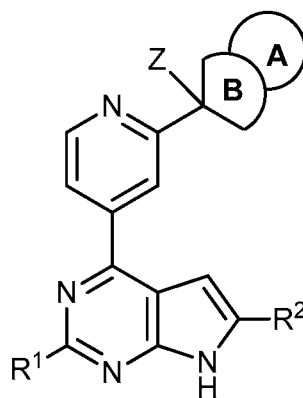
R^{b3} is selected from H, methyl, ethyl, isopropyl, and Cy³; and

each R^g is independently selected from OH, CN, halo, Ci-6 alkoxy, Ci-6 haloalkoxy, amino, Ci-6 alkylamino, and di(Ci-6 alkyl)amino.

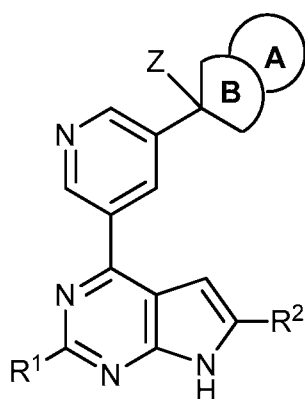
67. The compound of any one of claims 1-42 and 62-66, having Formula IIa, IIb, IIc, IId, or IIe:



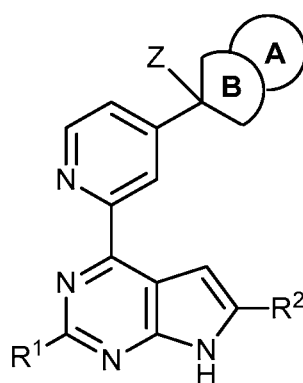
IIa



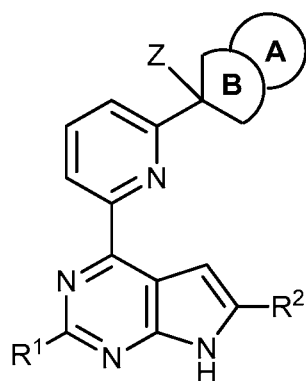
IIb



IIc



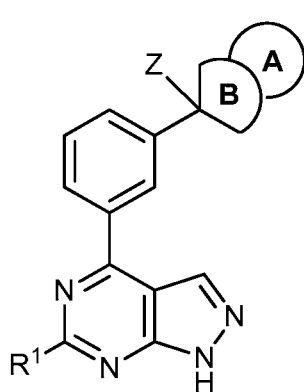
IId



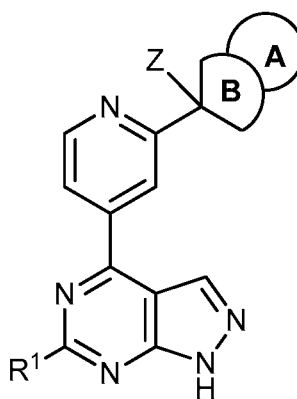
IIe

or a pharmaceutically acceptable salt thereof.

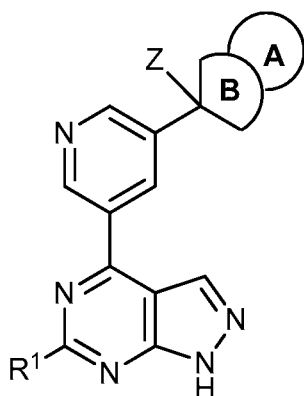
68. The compound of any one of claims 1-42 and 62-66, having Formula II f, II g, II h, II i, or II j :



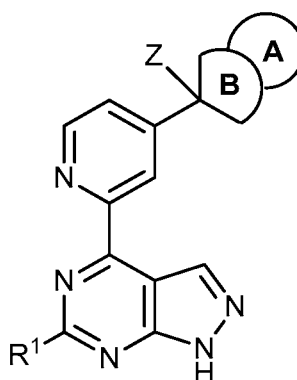
II f



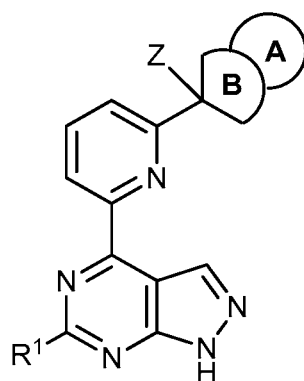
II g



II h



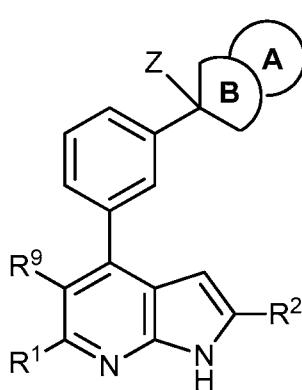
II i



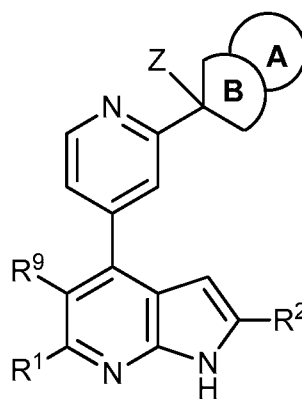
II]

or a pharmaceutically acceptable salt thereof.

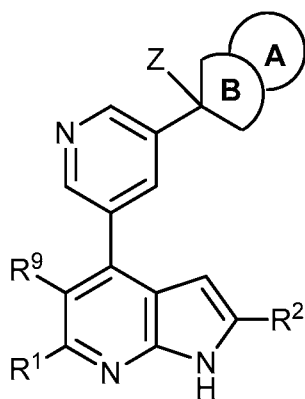
69. The compound of any one of claims 1-42 and 62-66, having Formula IIia, IIlb, IIlc, Hid, or IIie:



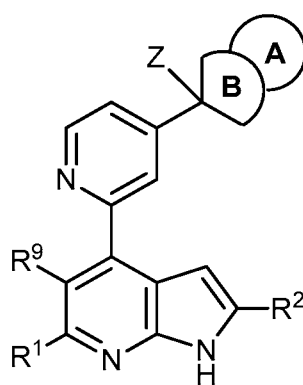
IIIa



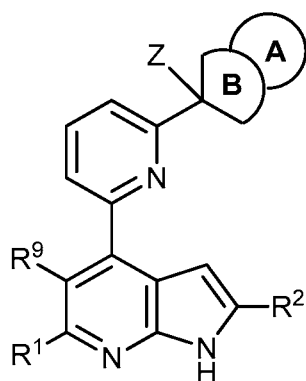
IIIb



IIlc

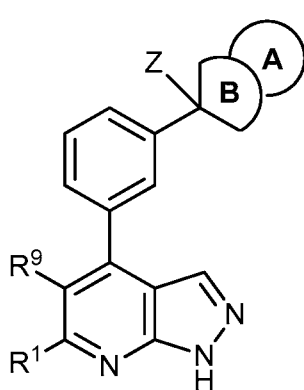
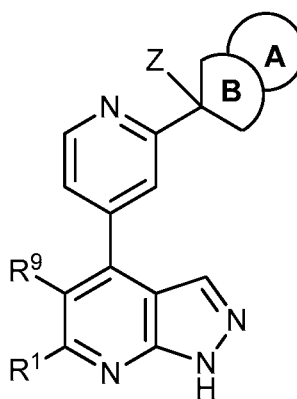
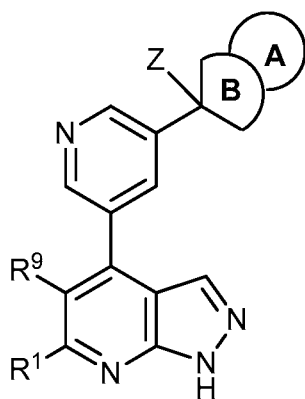
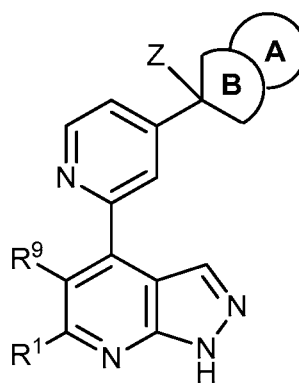


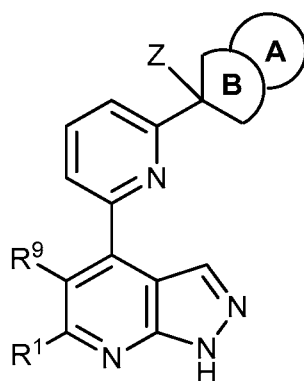
Hid

**Hie**

or a pharmaceutically acceptable salt thereof.

70. The compound of any one of claims 1-42 and 62-66, having Formula IIIf, IIIg, IIIh, IIIi, or IIIj:

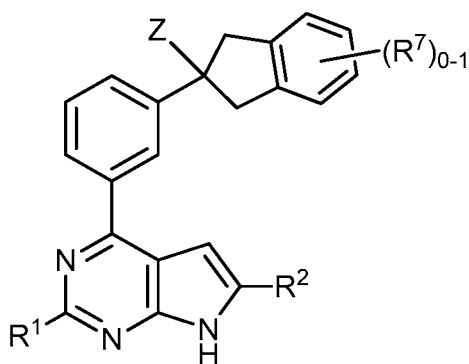
**IIIf****IIIg****IIIh****IIIi**



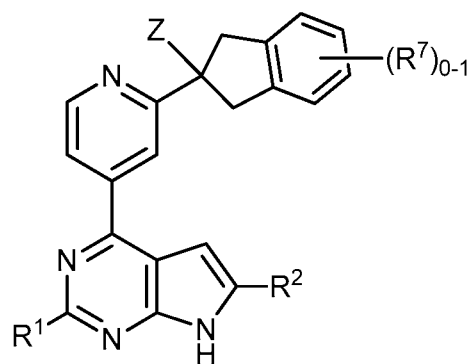
IIIj

or a pharmaceutically acceptable salt thereof.

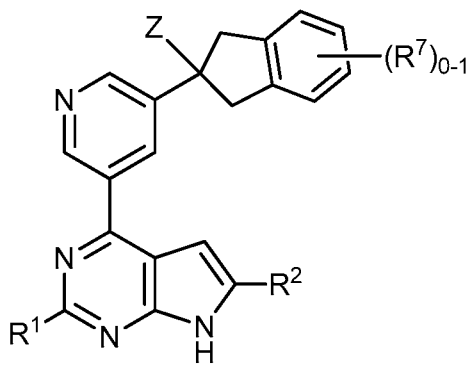
71. The compound of any one of claims 1-42 and 62-66, having Formula IVa, IVb, IVc, IVd, or IVe:



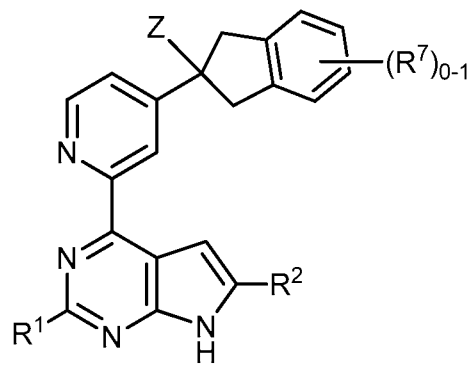
IVa



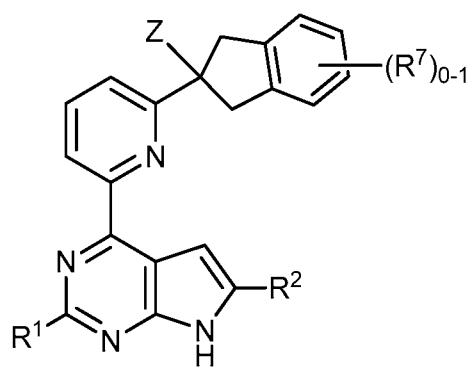
IVb



IVc



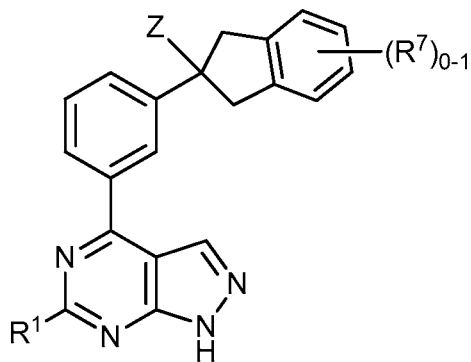
IVd



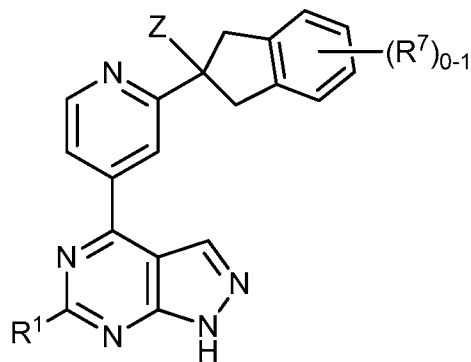
IVe

or a pharmaceutically acceptable salt thereof.

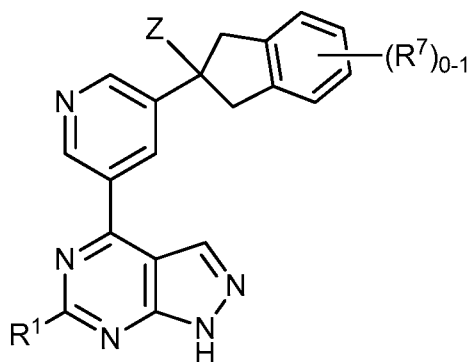
72. The compound of any one of claims 1-42 and 62-66, having Formula IVf, IVg, IVh, IVi, or IVj:



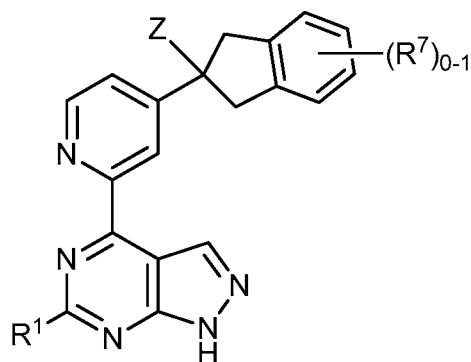
IVf



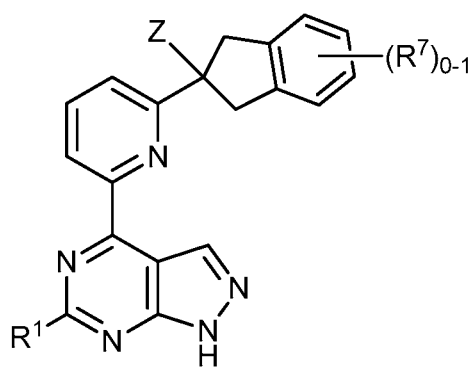
IVg



IVh



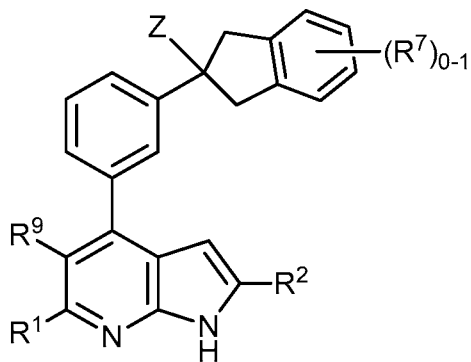
IVi



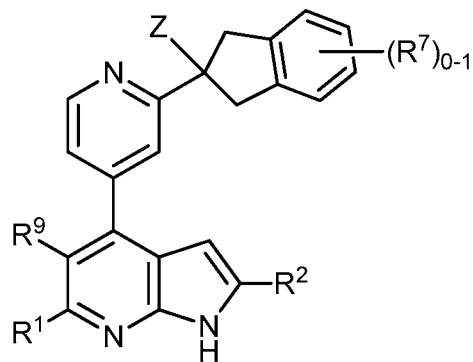
IVj

or a pharmaceutically acceptable salt thereof.

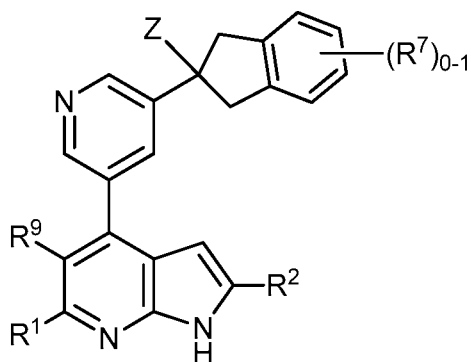
73. The compound of any one of claims 1-42 and 62-66, having Formula Va, Vb, Vc, Vd, or Ve:



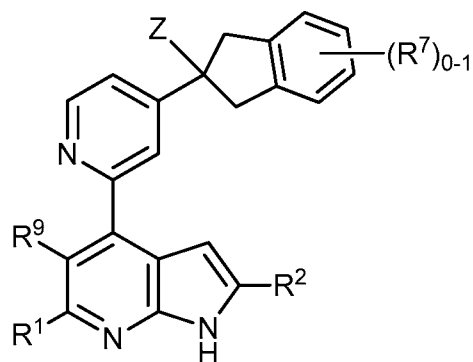
Va



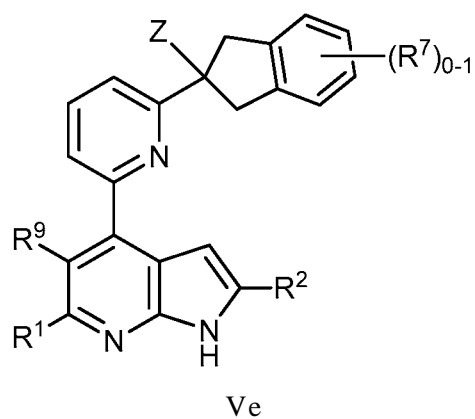
Vb



Vc

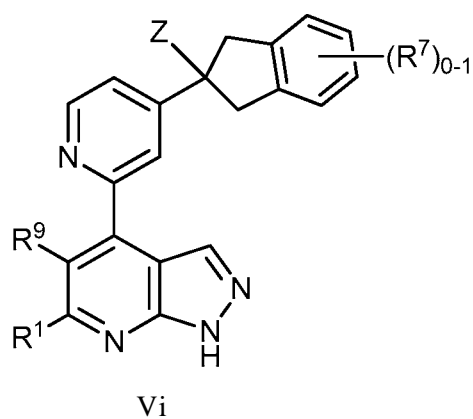
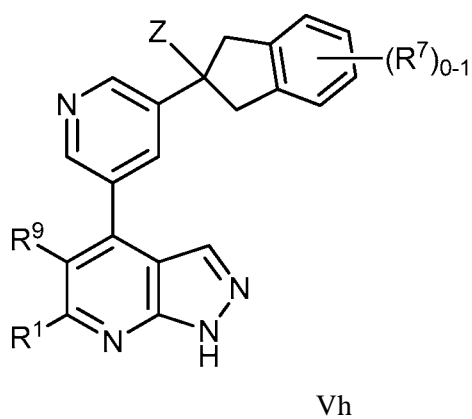
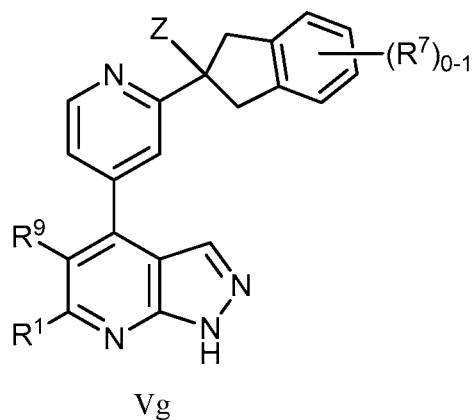
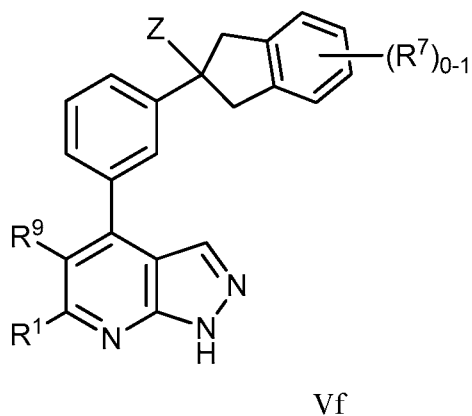


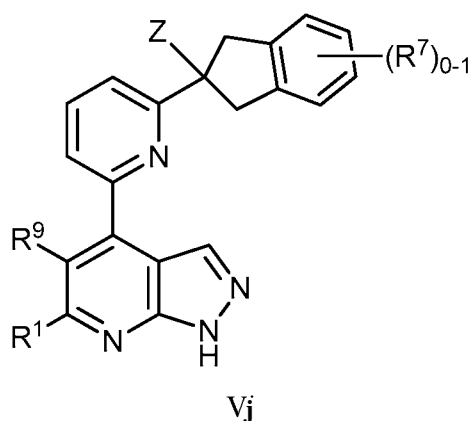
Vd



or a pharmaceutically acceptable salt thereof.

74. The compound of any one of claims 1-42 and 62-66, having Formula Vf, Vg, Vh, Vi, or Vj:





or a pharmaceutically acceptable salt thereof.

75. The compound of claim 1, selected from:

1-{2-[5-(7*H*-Pyrrolo[2,3-*d*]pyrimidin-4-yl)pyridin-3-yl]-2,3-dihydro-1*H*-inden-2-yl}methanamine;

1-{2-[6-(7*H*-Pyrrolo[2,3-*d*]pyrimidin-4-yl)pyridin-2-yl]-2,3-dihydro-1*H*-inden-2-yl}methanamine;

1-{2-[4-(7*H*-Pyrrolo[2,3-*d*]pyrimidin-4-yl)pyridin-2-yl]-2,3-dihydro-1*H*-inden-2-yl}methanamine;

1-{2-[2-(7*H*-Pyrrolo[2,3-*d*]pyrimidin-4-yl)pyridin-4-yl]-2,3-dihydro-1*H*-inden-2-yl}methanamine;

1-{6-[3-(7*H*-Pyrrolo[2,3-*d*]pyrimidin-4-yl)phenyl]-6,7-dihydro-5*H*-cyclopenta[*c*]pyridin-6-yl}methanamine;

1-{6-[3-(7*H*-Pyrrolo[2,3-*d*]pyrimidin-4-yl)phenyl]-6,7-dihydro-5*H*-cyclopenta[*b*]pyridin-6-yl}methanamine;

1-{2-[6-Chloro-4-(7*H*-pyrrolo[2,3-*d*]pyrimidin-4-yl)pyridin-2-yl]-2,3-dihydro-1*H*-inden-2-yl}methanamine;

N-({2-[4-(7*H*-Pyrrolo[2,3-*d*]pyrimidin-4-yl)pyridin-2-yl]-2,3-dihydro-1*H*-inden-2-yl)methyl)acetamide;

N-({6-[3-(7*H*-Pyrrolo[2,3-*d*]pyrimidin-4-yl)phenyl]-6,7-dihydro-5*H*-cyclopenta[*c*]pyridin-6-yl)methyl)acetamide;

1-{2-[3-(7*H*-Pyrrolo[2,3-*d*]pyrimidin-4-yl)phenyl]-2,3-dihydro-1*H*-inden-2-yl}methanamine;

{2-[3-(7*H*-Pyrrolo[2,3-*d*]pyrimidin-4-yl)phenyl]-2,3-dihydro-1 *H*-inden-2-yl}methanol;

N-({2-[3-(7*H*-Pyrrolo[2,3-*d*]pyrimidin-4-yl)phenyl]-2,3-dihydro-1 *H*-inden-2-yl}methyl)acetamide;

2-Methyl-*N*-({2-[3-(7*H*-pyrrolo[2,3-*d*]pyrimidin-4-yl)phenyl]-2,3-dihydro-1 *H*-inden-2-yl}methyl)propanamide;

N-({2-[3-(7*H*-Pyrrolo[2,3-*d*]pyrimidin-4-yl)phenyl]-2,3-dihydro-1 *H*-inden-2-yl}methyl)cyclopropanecarboxamide;

4-{3-[2-(Fluoromethyl)-2,3-dihydro-1 *H*-inden-2-yl]phenyl}-7*H*-pyrrolo[2,3-*cf*]pyrimidine;

4-{3-[2-(Difluoromethyl)-2,3-dihydro-1 *H*-inden-2-yl]phenyl}-7*H*-pyrrolo[2,3-*cf*]pyrimidine;

N-({2-[3-(7*H*-Pyrrolo[2,3-*d*]pyrimidin-4-yl)phenyl]-2,3-dihydro-1 *H*-inden-2-yl}methyl)methanesulfonamide;

Methyl ({2-[3-(7*H*-pyrrolo[2,3-*cf*]pyrimidin-4-yl)phenyl]-2,3-dihydro-1 *H*-inden-2-yl}methyl)carbamate;

N,N-Dime%1-l-{2-[3-(7 *H*-pyrrolo[2,3-*d*]pyrimidin-4-yl)phenyl]-2,3-dihydro-1 *H*-inden-2-yl}methanamine;

N-Me%1-l-{2-[3-(7 *H*-pyrrolo[2,3-*d*]pyrimidin-4-yl)phenyl]-2,3-dihydro-1 *H*-inden-2-yl}methanamine;

4-{3-[2-(Methoxymethyl)-2,3-dihydro-1 *H*-inden-2-yl]phenyl}-7*H*-pyrrolo[2,3-*cf*]pyrimidine;

N-({2-[3-(7*H*-Pyrrolo[2,3-*cf*]pyrimidin-4-yl)phenyl]-2,3-dihydro-1 *H*-inden-2-yl}methyl)cyclobutanecarboxamide;

N-({2-[3-(7*H*-Pyrrolo[2,3-*cf*]pyrimidin-4-yl)phenyl]-2,3-dihydro-1 *H*-inden-2-yl}methyl)cyclopentanecarboxamide;

N-(((2-3-(7*H*-Pyrrolo[2,3-*cf*]pyrimidin-4-yl)phenyl)-2,3-dihydro-1 *H*-inden-2-yl)methyl)thiophene-2-carboxamide;

1-Methyl-*N*-({2-[3-(7*H*-pyrrolo[2,3-*d*]pyrimidin-4-yl)phenyl]-2,3-dihydro-1 *H*-inden-2-yl}methyl)-1*H*-pyrazole-3-carboxamide;

4-Methyl-*N*-({2-[3-(7*H*-pyrrolo[2,3-*cf*]pyrimidin-4-yl)phenyl]-2,3-dihydro-1 *H*-inden-2-yl}methyl)-1,3-oxazole-5-carboxamide;

N -({2-[3-(7*H* -Pyrrolo[2,3-*d*]pyrimidin-4-yl)phenyl]-2,3-dihydro-1 *H* -inden-2-yl)methyl)isoxazole-5-carboxamide;

1-Methyl-*N* -({2-[3-(7*H* -pyrrolo[2,3-*d*]pyrimidin-4-yl)phenyl]-2,3-dihydro-1*H* -inden-2-yl} methyl)-1*H* -pyrazole-5-carboxamide;

1-Methyl-*N* -({2-[3-(7*H* -pyrrolo[2,3-*d*]pyrimidin-4-yl)phenyl]-2,3-dihydro-1*H* -inden-2-yl} methyl)-1*H* -pyrazole-4-carboxamide;

N -({2-[3-(7*H* -Pyrrolo[2,3-*d*]pyrimidin-4-yl)phenyl]-2,3-dihydro-1 *H* -inden-2-yl)methyl)-2-fur amide;

N -({2-[3-(7*H* -Pyrrolo[2,3-*d*]pyrimidin-4-yl)phenyl]-2,3-dihydro-1 *H* -inden-2-yl)methyl)morpholine-4-carboxamide;

{2-[3-(7*H* -Pyrrolo[2,3-*d*]pyrimidin-4-yl)phenyl]-2,3-dihydro-1 *H* -inden-2-yl} acetonitrile;

2- {2-[3-(7*H* -Pyrrolo[2,3-*d*]pyrimidin-4-yl)phenyl]-2,3-dihydro-1 *H* -inden-2-yl} ethanamine;

2-Methyl-*N* -(2- {2-[3-(7*H* -pyrrolo[2,3-*d*]pyrimidin-4-yl)phenyl]-2,3-dihydro-1*H* -inden-2-yl}ethyl)propanamide;

N -(2-{2-[3-(7*H* -Pyrrolo[2,3-*d*]pyrimidin-4-yl)phenyl]-2,3-dihydro-1 *H* -inden-2-yl} ethyl)cyclopropanecarboxamide;

N -((2-(3-(7*H* -Pyrrolo[2,3-*d*]pyrimidin-4-yl)phenyl)-2-(aminomethyl)-2,3-dihydro-1 *H* -inden-5-yl)methyl)cyclopropanamine;

N -((2-(3-(7*H* -Pyrrolo[2,3-*d*]pyrimidin-4-yl)phenyl)-2-(aminomethyl)-2,3-dihydro-1 *H* -inden-5-yl)methyl)cyclobutanamine;

N -((2-(3-(7*H* -Pyrrolo[2,3-*d*]pyrimidin-4-yl)phenyl)-2-(aminomethyl)-2,3-dihydro-1 *H* -inden-5-yl)methyl)-3,3-difluorocyclobutanamine;

(2*i*?)-1-((2-(3-(7*H* -Pyrrolo[2,3-*d*]pyrimidin-4-yl)phenyl)-2-(aminomethyl)-2,3-dihydro-1 *H* -inden-5-yl)methyl)pyrrolidine-2-carboxamide;

(3*S*)-1 -((2-(3-(7*H* -Pyrrolo[2,3-*d*]pyrimidin-4-yl)phenyl)-2-(aminomethyl)-2,3-dihydro-1 *H* -inden-5-yl)methyl)pyrrolidine-3-carboxamide;

(3*S*)-1 -((2-(3-(7*H* -Pyrrolo[2,3-*d*]pyrimidin-4-yl)phenyl)-2-(aminomethyl)-2,3-dihydro-1 *H* -inden-5-yl)methyl)pyrrolidine-3-carbonitrile;

(2-(3-(7*H* -Pyrrolo[2,3-*d*]pyrimidin-4-yl)phenyl)-5-(azetidin-1 -ylmethyl)-2,3-dihydro-1 *H* -inden-2-yl)methanamine;

(2-(3-(7H -Pyrrolo[2,3-d]pyrimidin-4-yl)phenyl)-5-((3-fluoroazetidin-1 -yl)methyl)-2,3-dihydro-1 H -inden-2-yl)methanamine;

1-((2-(3-(7H -Pyrrolo[2,3-d]pyrimidin-4-yl)phenyl)-2-(aminomethyl)-2,3-dihydro-1 H -inden-5-yl)methyl)azetidin-3-ol;

2-(Aminomethyl)-2-[3-(7H -pyrrolo[2,3-d]pyrimidin-4-yl)phenyl]indane-5-carbonitrile;

N -({ 5-Cyano-2-[3-(7H -pyrrolo[2,3-d]pyrimidin-4-yl)phenyl]-2,3-dihydro-1 H -inden-2-yl }methyl)cyclopropanecarboxamide;

(3[^]-1 -{ 2<Aminomethyl)-2-[3-(7 H -pyrrolo[2,3-d]pyrimidin-4-yl)phenyl]-2,3-dihydro-1 H -inden-5-yl }pyrrolidine-3-carbonitrile;

1 - {2-(Aminomethyl)-2-[3-(7H -pyrrolo[2,3-d]pyrimidin-4-yl)phenyl]-2,3-dihydro-1 H -inden-5-yl } -N,N -dimethylpyrrolidin-3-amine;

1 - {2-(Aminomethyl)-2-[3-(7H -pyrrolo[2,3-d]pyrimidin-4-yl)phenyl]-2,3-dihydro-1 H -inden-5-yl } -N -methylpyrrolidin-3-amine;

1 - {2-(Aminomethyl)-2-[3-(7H -pyrrolo[2,3-d]pyrimidin-4-yl)phenyl]-2,3-dihydro-1 H -inden-5-yl }pyrrolidin-3-ol;

1-(1 -{2-(Aminomethyl)-2-[3-(7H -pyrrolo[2,3-d]pyrimidin-4-yl)phenyl]-2,3-dihydro-1 H -inden-5-yl }pyrrolidin-3-yl)ethanol;

1 - {5-(3-Fluoroazetidin-1-yl)-2-[3-(7 H -pyrrolo[2,3-d]pyrimidin-4-yl)phenyl]-2,3-dihydro-1 H -inden-2-y 1}methanamine;

1 - {2-(Aminomethyl)-2-[3-(7H -pyrrolo[2,3-d]pyrimidin-4-yl)phenyl]-2,3-dihydro-1 H -inden-5-yl }azetidin-3-ol;

1 - {2-(Aminomethyl)-2-[3-(7H -pyrrolo[2,3-d]pyrimidin-4-yl)phenyl]-2,3-dihydro-1 H -inden-5-y 1}piperidin-3-ol;

1 - {2-(Aminomethyl)-2-[3-(7H -pyrrolo[2,3-d]pyrimidin-4-yl)phenyl]-2,3-dihydro-1 H -inden-5-yl }piperidine-4-carbonitrile;

N -{2-(Aminomethyl)-2-[3-(7H -pyrrolo[2,3-d]pyrimidin-4-yl)phenyl]-2,3-dihydro-1 H -inden-5-y 1}tetrahydro-2H -pyran-4-amine;

1 - {5-Pyrrolidin-1-yl-2-[3-(7 H -pyrrolo[2,3-d]pyrimidin-4-yl)phenyl]-2,3-dihydro-1 H -inden-2-yl }methanamine;

1 - {5-Piperidin-1 -yl-2-[3-(7H -pyrrolo[2,3-d]pyrimidin-4-yl)phenyl]-2,3-dihydro-1 H -inden-2-yl }methanamine;

1-{5-Morpholin-4-yl-2-[3-(7H-pyrrolo[2,3-d]pyrimidin-4-yl)phenyl]-2,3-dihydro-1H-inden-2-yl}methanamine;

1-{2-(Aminomethyl)-2-[3-(7H-pyrrolo[2,3-d]pyrimidin-4-yl)phenyl]-2,3-dihydro-1H-inden-5-yl}piperidin-4-ol;

2-(Aminomethyl)-N-(2-methoxyethyl)-2-[3-(7H-pyrrolo[2,3-d]pyrimidin-4-yl)phenyl]indan-5-amine;

2-(Aminomethyl)-N-(3-methoxypropyl)-2-[3-(7H-pyrrolo[2,3-d]pyrimidin-4-yl)phenyl]indan-5-amine;

2-(Aminomethyl)-N-[1-(methoxymethyl)cyclopropyl]-2-[3-(7H-pyrrolo[2,3-d]pyrimidin-4-yl)phenyl]indan-5-amine;

1-{5-Phenyl-2-[3-(7H-pyrrolo[2,3-d]pyrimidin-4-yl)phenyl]-2,3-dihydro-1H-inden-2-yl}methanamine;

1-{5-(2-Fluorophenyl)-2-[3-(7H-pyrrolo[2,3-d]pyrimidin-4-yl)phenyl]-2,3-dihydro-1H-inden-2-yl}methanamine;

1-{5-(3-Fluorophenyl)-2-[3-(7H-pyrrolo[2,3-d]pyrimidin-4-yl)phenyl]-2,3-dihydro-1H-inden-2-yl}methanamine;

1-{5-(4-Fluorophenyl)-2-[3-(7H-pyrrolo[2,3-d]pyrimidin-4-yl)phenyl]-2,3-dihydro-1H-inden-2-yl}methanamine;

4-{2-(Aminomethyl)-2-[3-(7H-pyrrolo[2,3-d]pyrimidin-4-yl)phenyl]-2,3-dihydro-1H-inden-5-yl}-NN-dimethylaniline;

1-{5-Imidazo[1,2-a]pyridin-6-yl-2-[3-(7H-pyrrolo[2,3-d]pyrimidin-4-yl)phenyl]-2,3-dihydro-1H-inden-2-yl}methanamine;

1-{5-(3-Methyl-3H-imidazo[4,5-b]pyridin-6-yl)-2-[3-(7H-pyrrolo[2,3-d]pyrimidin-4-yl)phenyl]-2,3-dihydro-1H-inden-2-yl}methanamine;

1-{5-(6-Pyrrolidin-1-ylpyridin-3-yl)-2-[3-(7H-pyrrolo[2,3-d]pyrimidin-4-yl)phenyl]-2,3-dihydro-1H-inden-2-yl}methanamine;

1-{5-(1-Ethyl-1H-imidazol-4-yl)-2-[3-(7H-pyrrolo[2,3-d]pyrimidin-4-yl)phenyl]-2,3-dihydro-1H-inden-2-yl}methanamine;

(2-(3-(7H-Pyrrolo[2,3-d]pyrimidin-4-yl)phenyl)-5-(pyridin-3-yl)-2,3-dihydro-1H-inden-2-yl)methanamine;

(2-(3-(7H-Pyrrolo[2,3-d]pyrimidin-4-yl)phenyl)-5-(pyridin-4-yl)-2,3-dihydro-1H-inden-2-yl)methanamine;

4- {3-[2-(Aminomethyl)-2,3-dihydro-1*H* -inden-2-yl]phenyl}-*N* -butyl-7*H* -pyrrolo[2,3-*d*]pyrimidin-2-amine;

4- {3-[2-(Aminomethyl)-2,3-dihydro-1*H* -inden-2-yl]phenyl}-*N* -methyl-7*H* -pyrrolo[2,3-*d*]pyrimidin-2-amine;

4- {3-[2-(Aminomethyl)-2,3-dihydro-1*H* -inden-2-yl]phenyl}-*N* -ethyl-7*H* -pyrrolo[2,3-*d*]pyrimidin-2-amine;

4- {3-[2-(Aminomethyl)-2,3-dihydro-1*H* -inden-2-yl]phenyl}-*N* -isopropyl-7*H* -pyrrolo[2,3-*d*]pyrimidin-2-amine;

4- {3-[2-(Aminomethyl)-2,3-dihydro-1*H* -inden-2-yl]phenyl} -*N*-cyclobutyl-7*H* -pyrrolo[2,3-*d*]pyrimidin-2-amine;

4- {3-[2-(Aminomethyl)-2,3-dihydro-1*H* -inden-2-yl]phenyl}-*N* -cyclopentyl-7*H* -pyrrolo[2,3-*d*]pyrimidin-2-amine;

4- {3-[2-(Aminomethyl)-2,3-dihydro-1*H* -inden-2-yl]phenyl}-*N* -cyclohexyl-7*H* -pyrrolo[2,3-*d*]pyrimidin-2-amine;

1- {2-[3-(6-Methyl-7*H* -pyrrolo[2,3-*d*]pyrimidin-4-yl)phenyl]-2,3-dihydro-1*H* -inden-2-yl}methanamine;

4- {2-[2-(Aminomethyl)-2,3-dihydro-1*H* -inden-2-yl]pyridin-4-yl}-*N* -(1-methyl-1*H* -pyrazol-4-yl)-7*H* -pyrrolo[2,3-*d*]pyrimidin-2-amine;

4- {2-[2-(Aminomethyl)-2,3-dihydro-1*H* -inden-2-yl]pyridin-4-yl}-*N* -[3-(morpholin-4-ylmethyl)phenyl]-7*H* -pyrrolo[2,3-*d*]pyrimidin-2-amine;

1- {2-[4-(5-Methoxy-1*H* -pyrrolo[2,3-*b*]pyridin-4-yl)pyridin-2-yl]-2,3-dihydro-1*H* -inden-2-yl}methanamine;

1- {2-[4-(1*H* -Pyrazolo[3,4-*b*]pyridin-4-yl)pyridin-2-yl]-2,3-dihydro-1*H* -inden-2-yl}methanamine;

3-(Aminomethyl)-3-[3-(7*H* -pyrrolo[2,3-*d*]pyrimidin-4-yl)phenyl]indan-1-ol;

1- {2-[3-(7*H* -Pyrrolo[2,3-*d*]pyrimidin-4-yl)phenyl]-1,2,3,4-tetrahydronaphthalen-2-yl}methanamine;

1-[2-(Aminomethyl)-2,3-dihydro-1*H*-inden-2-yl]-5-(7*H*-pyrrolo[2,3-*d*]pyrimidin-4-yl)pyridin-2(1*H*)-one;

or a pharmaceutically acceptable salt thereof.

76. A pharmaceutical composition comprising a compound of any one of claims 1-75, or a pharmaceutically acceptable salt thereof, and a pharmaceutically acceptable carrier.

77. A method for inhibiting a TAM kinase, said method comprising: contacting the TAM kinase with the compound of any one of claims 1-75, or a pharmaceutically acceptable salt thereof.

78. A method for treating a cancer in a patient, said method comprising: administering to the patient a therapeutically effective amount of the compound of any one of claims 1-75, or a pharmaceutically acceptable salt thereof.

79. The method of claim 78, wherein the cancer is selected from hepatocellular cancer, bladder cancer, breast cancer, cervical cancer, colorectal cancer, endometrial cancer, gastric cancer, head and neck cancer, kidney cancer, liver cancer, lung cancer, ovarian cancer, prostate cancer, esophageal cancer, gall bladder cancer, pancreatic cancer, thyroid cancer, skin cancer, leukemia, multiple myeloma, chronic lymphocytic lymphoma, adult T cell leukemia, B-cell lymphoma, acute myelogenous leukemia, Hodgkin's or non-Hodgkin's lymphoma, Waldenstrom's Macroglobulinemia, hairy cell lymphoma, Burkett's lymphoma, glioblastoma, melanoma, and rhabdosarcoma.

80. The method of claim 78, wherein the cancer is lung cancer, prostate cancer, colon cancer, breast cancer, melanoma, renal cell carcinoma, multiple myeloma, gastric cancer, or rhabdomyosarcoma.

INTERNATIONAL SEARCH REPORT

International application No
PCT/US2016/048716

A. CLASSIFICATION OF SUBJECT MATTER INV. C07D487/04 C07D471/04 C07D519/00 A61K31/519 A61K31/437 A61P35/00 ADD. According to International Patent Classification (IPC) or to both national classification and IPC											
B. FIELDS SEARCHED Minimum documentation searched (classification system followed by classification symbols) C07D Documentation searched other than minimum documentation to the extent that such documents are included in the fields searched Electronic data base consulted during the international search (name of data base and, where practicable, search terms used) EPO-Internal , CHEM ABS Data, WPI Data											
C. DOCUMENTS CONSIDERED TO BE RELEVANT <table border="1" style="width: 100%; border-collapse: collapse;"> <thead> <tr> <th style="width: 10%;">Category*</th> <th style="width: 70%;">Citation of document, with indication, where appropriate, of the relevant passages</th> <th style="width: 20%;">Relevant to claim No.</th> </tr> </thead> <tbody> <tr> <td style="text-align: center; vertical-align: top;">X</td> <td style="vertical-align: top;"> wo 2010/090764 AI (SUPERGEN INC [US] ; VANKAYALAPATI HARI PRASAD [US] ; LIU XIAO-HUI [US] ; H) 12 August 2010 (2010-08-12) the whole document ----- </td> <td style="vertical-align: top;"> 1-6, 8-56,58, 60-63 , 67,71 , 75-80 </td> </tr> <tr> <td style="text-align: center; vertical-align: top;">X</td> <td style="vertical-align: top;"> wo 2011/139273 AI (VERTEX PHARMA [US] ; JIMENEZ JUAN-MIGUEL [GB] ; MILLER ANDREW [GB]) 10 November 2011 (2011-11-10) the whole document ----- <div style="text-align: center;">-/--</div> </td> <td style="vertical-align: top;"> 1-11 , 13-46, 49,50, 52-56, 58,59 , 61,62 , 68,72 , 76,78-80 </td> </tr> </tbody> </table>			Category*	Citation of document, with indication, where appropriate, of the relevant passages	Relevant to claim No.	X	wo 2010/090764 AI (SUPERGEN INC [US] ; VANKAYALAPATI HARI PRASAD [US] ; LIU XIAO-HUI [US] ; H) 12 August 2010 (2010-08-12) the whole document -----	1-6, 8-56,58, 60-63 , 67,71 , 75-80	X	wo 2011/139273 AI (VERTEX PHARMA [US] ; JIMENEZ JUAN-MIGUEL [GB] ; MILLER ANDREW [GB]) 10 November 2011 (2011-11-10) the whole document ----- <div style="text-align: center;">-/--</div>	1-11 , 13-46, 49,50, 52-56, 58,59 , 61,62 , 68,72 , 76,78-80
Category*	Citation of document, with indication, where appropriate, of the relevant passages	Relevant to claim No.									
X	wo 2010/090764 AI (SUPERGEN INC [US] ; VANKAYALAPATI HARI PRASAD [US] ; LIU XIAO-HUI [US] ; H) 12 August 2010 (2010-08-12) the whole document -----	1-6, 8-56,58, 60-63 , 67,71 , 75-80									
X	wo 2011/139273 AI (VERTEX PHARMA [US] ; JIMENEZ JUAN-MIGUEL [GB] ; MILLER ANDREW [GB]) 10 November 2011 (2011-11-10) the whole document ----- <div style="text-align: center;">-/--</div>	1-11 , 13-46, 49,50, 52-56, 58,59 , 61,62 , 68,72 , 76,78-80									
<div style="display: flex; justify-content: space-between;"> <div> <input checked="" type="checkbox"/> Further documents are listed in the continuation of Box C. </div> <div> <input checked="" type="checkbox"/> See patent family annex. </div> </div>											
<div style="display: flex;"> <div style="flex: 1;"> <p>* Special categories of cited documents :</p> <p>"A" document defining the general state of the art which is not considered to be of particular relevance</p> <p>"E" earlier application or patent but published on or after the international filing date</p> <p>"L" document which may throw doubts on priority claim(s) or which is cited to establish the publication date of another citation or other special reason (as specified)</p> <p>"O" document referring to an oral disclosure, use, exhibition or other means</p> <p>"P" document published prior to the international filing date but later than the priority date claimed</p> </div> <div style="flex: 1;"> <p>"T" later document published after the international filing date or priority date and not in conflict with the application but cited to understand the principle or theory underlying the invention</p> <p>"X" document of particular relevance; the claimed invention cannot be considered novel or cannot be considered to involve an inventive step when the document is taken alone</p> <p>"Y" document of particular relevance; the claimed invention cannot be considered to involve an inventive step when the document is combined with one or more other such documents, such combination being obvious to a person skilled in the art</p> <p>"&" document member of the same patent family</p> </div> </div>											
Date of the actual completion of the international search <div style="text-align: center;">13 October 2016</div>	Date of mailing of the international search report <div style="text-align: center;">02/11/2016</div>										
Name and mailing address of the ISA/ European Patent Office, P.B. 5818 Patentlaan 2 NL - 2280 HV Rijswijk Tel. (+31-70) 340-2040, Fax: (+31-70) 340-3016	Authorized officer <div style="text-align: center;">Fink, Dieter</div>										

INTERNATIONAL SEARCH REPORT

International application No
PCT/US2016/048716

C(Continuation). DOCUMENTS CONSIDERED TO BE RELEVANT		
Category*	Citation of document, with indication, where appropriate, of the relevant passages	Relevant to claim No.
A	<p>WO 2007/070514 AI (INCYTE CORP [US] ; RODGERS JAMES D [US] ; SHEPARD STACEY [US] ; MADUSKUI E) 21 June 2007 (2007-06-21) the whole document</p> <p>-----</p>	1-80

INTERNATIONAL SEARCH REPORT

Information on patent family members

International application No

PCT/US2016/048716

Patent document cited in search report		Publication date		Patent family member(s)		Publication date
wo 2010090764	AI	12-08-2010	AU	2010210986	AI	25-08-2011
			CA	2748943	AI	12-08-2010
			CN	102307875	A	04-01-2012
			EP	2393814	AI	14-12-2011
			JP	2012517426	A	02-08-2012
			SG	172857	AI	29-08-2011
			TW	201041892	A	01-12-2010
			US	2010204221	AI	12-08-2010
			Wo	2010090764	AI	12-08-2010

wo 2011139273	AI	10-11-2011	AU	2010352577	AI	19-01-2012
			CA	2761074	AI	10-11-2011
			CN	102471342	A	23-05-2012
			EP	2566866	AI	13-03-2013
			JP	2013525481	A	20-06-2013
			wo	2011139273	AI	10-11-2011

wo 2007070514	AI	21-06-2007	AR	057995	AI	09-01 -2008
			AT	525374	T	15-10 -2011
			AU	2006326548	AI	21-06 -2007
			CA	2632466	AI	21-06 -2007
			CN	103214483	A	24-07 -2013
			CN	103214484	A	24-07 -2013
			CN	103254190	A	21-08 -2013
			CR	10065	A	10-07 -2008
			CY	1112762	TI	07-10 -2015
			DK	1966202	T3	16-01 -2012
			DK	2343299	T3	18-01 -2016
			DK	2348023	T3	22-06 -2015
			EA	200870048	AI	27-02 -2009
			EC	SP088540	A	30-07 -2008
			EC	SP12008540	A	30-04 -2012
			EP	1966202	AI	10-09 -2008
			EP	2343298	AI	13-07 -2011
			EP	2343299	AI	13-07 -2011
			EP	2348023	AI	27-07 -2011
			EP	2426129	AI	07-03 -2012
			EP	2455382	AI	23-05 -2012
			EP	2474545	AI	11-07 -2012
			ES	2373688	T3	07-02 -2012
			ES	2543903	T3	25-08 -2015
			ES	2543904	T3	25-08 -2015
			ES	2561507	T3	26-02 -2016
			HK	1124840	AI	27-07 -2012
			HK	1160111	AI	20-05 -2016
			HK	1160137	AI	20-05 -2016
			HR	P20110903	TI	31-01 -2012
			HR	P20150837	TI	11-09 -2015
			HR	P20160112	TI	26-02 -2016
			IL	192019	A	30-04 -2014
			JP	5017278	B2	05-09 -2012
			JP	5710430	B2	30-04 -2015
			JP	5876026	B2	02-03 -2016
			JP	2009519340	A	14-05 -2009
			JP	2011252024	A	15-12 -2011
			JP	2014051531	A	20-03 -2014
			JP	2015193641	A	05-11 -2015
			KR	20080079677	A	01-09 -2008

INTERNATIONAL SEARCH REPORT

Information on patent family members

International application No

PCT/US2016/048716

Patent document cited in search report	Publication date	Patent family member(s)	Publication date
		KR 20110137406 A	22-12 -2011
		KR 20120120462 A	01-11 -2012
		KR 20120120463 A	01-11 -2012
		LU 92137 12	18-01 -2014
		NZ 569015 A	30-06 -2011
		PL 1966202 T3	29- 02-2012
		PT 1966202 E	03-01 -2012
		PT 2343299 E	26-02 -2016
		PT 2348023 E	15-09 -2015
		RS 52101 B	30- 06-2012
		SG 179430 AI	27--04--2012
		SG 10201506912R A	29-- 10--2015
		SI 2343299 TI	30-06 -2016
		SI 2348023 TI	30-10 -2015
		TW 1410407 B	01- 10-2013
		TW 201240663 A	16-10 -2012
		TW 201434835 A	16-09 -2014
		TW 201522344 A	16-06 -2015
		US 2007135461 AI	14- 06-2007
		US 2010022522 AI	28-01 -2010
		US 2011223210 AI	15- 09-2011
		US 2011224157 AI	15- 09-2011
		US 2014005210 AI	02- 01-2014
		US 2014018374 AI	16- 01-2014
		US 2014243360 AI	28-08 -2014
		US 2015238492 AI	27-08 -2015
		US 2016272648 AI	22-09 -2016
		WO 2007070514 AI	21-06 -2007
		ZA 200805165 B	30-05- 2012
