

(19) World Intellectual Property Organization
International Bureau



(43) International Publication Date
30 March 2006 (30.03.2006)

PCT

(10) International Publication Number
WO 2006/034440 A2

(51) International Patent Classification:

A61K 31/501 (2006.01) A61P 3/10 (2006.01)
A61K 31/496 (2006.01) A61P 3/06 (2006.01)
A61P 3/00 (2006.01) A61P 1/16 (2006.01)
A61P 3/04 (2006.01) C07D 403/00 (2006.01)

Burnaby, British Columbia V3N 1K5 (CA). **CHAKKA, Nagasree** [CA/CA]; 7480 Vista Cres., Burnaby, British Columbia V5E 2E1 (CA).

(21) International Application Number:

PCT/US2005/034129

(22) International Filing Date:

20 September 2005 (20.09.2005)

(25) Filing Language:

English

(26) Publication Language:

English

(30) Priority Data:

60/611,644 20 September 2004 (20.09.2004) US

(71) Applicant (for all designated States except US): **XENON PHARMACEUTICALS INC.** [CA/CA]; 3650 Gilmore Way, Burnaby, British Columbia V5G 4W8 (CA).

(72) Inventors; and

(75) Inventors/Applicants (for US only): **KAMBOJ, Rajender** [CA/CA]; 5809 Sperling Avenue, Burnaby, British Columbia V5E 2T6 (CA). **ZHANG, Zaihui** [CA/CA]; 4038 MacDonald Street, Vancouver, British Columbia V6L 2N9 (CA). **FU, Jian-Min** [US/CA]; 3170 Quintette Crescent, Coquitlam, British Columbia V3E 3B6 (CA). **KODUMURU, Vishnumurthy** [CA/CA]; 7480 Vista Cres., Burnaby, British Columbia V5E 2E1 (CA). **SVIRIDOV, Serguei** [CA/CA]; 1904-5885 Olive Avenue, Burnaby, British Columbia V5H 4N8 (CA). **SADALAPURE, Kashinath** [IN/CA]; 3743-16A Avenue, Edmonton, Alberta T6L 3M1 (CA). **LIU, Shifeng** [CA/CA]; 15-2615 Fortress Drive, Port Coquitlam, British Columbia V3C 6E8 (CA). **SUN, Shaoyi** [CA/CA]; 5-1200 Brunette Avenue, Coquitlam, British Columbia V3K 1G3 (CA). **HOU, Duanjie** [CA/CA]; #46-7088 17th Avenue,

(74) Agents: **ROTH, Carol, J.** et al.; Seed Intellectual Property Law Group PLLC, Suite 6300, 701 Fifth Avenue, Seattle, Washington 98104-7092 (US).

(81) Designated States (unless otherwise indicated, for every kind of national protection available): AE, AG, AL, AM, AT, AU, AZ, BA, BB, BG, BR, BW, BY, BZ, CA, CH, CN, CO, CR, CU, CZ, DE, DK, DM, DZ, EC, EE, EG, ES, FI, GB, GD, GE, GH, GM, HR, HU, ID, IL, IN, IS, JP, KE, KG, KM, KP, KR, KZ, LC, LK, LR, LS, LT, LU, LV, LY, MA, MD, MG, MK, MN, MW, MX, MZ, NA, NG, NI, NO, NZ, OM, PG, PH, PL, PT, RO, RU, SC, SD, SE, SG, SK, SL, SM, SY, TJ, TM, TN, TR, TT, TZ, UA, UG, US, UZ, VC, VN, YU, ZA, ZM, ZW.

(84) Designated States (unless otherwise indicated, for every kind of regional protection available): ARIPO (BW, GH, GM, KE, LS, MW, MZ, NA, SD, SL, SZ, TZ, UG, ZM, ZW), Eurasian (AM, AZ, BY, KG, KZ, MD, RU, TJ, TM), European (AT, BE, BG, CH, CY, CZ, DE, DK, EE, ES, FI, FR, GB, GR, HU, IE, IS, IT, LT, LU, LV, MC, NL, PL, PT, RO, SE, SI, SK, TR), OAPI (BF, BJ, CF, CG, CI, CM, GA, GN, GQ, GW, ML, MR, NE, SN, TD, TG).

Declarations under Rule 4.17:

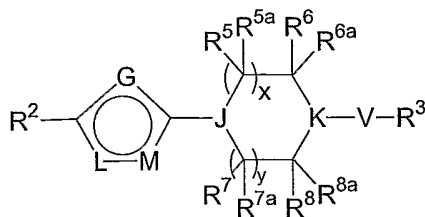
- as to the applicant's entitlement to claim the priority of the earlier application (Rule 4.17(iii)) for all designations
- of inventorship (Rule 4.17(iv)) for US only

Published:

- without international search report and to be republished upon receipt of that report

For two-letter codes and other abbreviations, refer to the "Guidance Notes on Codes and Abbreviations" appearing at the beginning of each regular issue of the PCT Gazette.

(54) Title: HETEROCYCLIC DERIVATIVES AND THEIR USE AS THERAPEUTIC AGENTS



(I) (57) Abstract: Methods of treating an SCD-mediated disease or condition in a mammal, preferably a human, are disclosed, wherein the methods comprise administering to a mammal in need thereof a compound of formula (I): where x, y, G, J, K, L, M, V, R², R³, R⁴, R⁵, R^{5a}, R⁶, R^{6a}, R⁷, R^{7a}, R⁸ and R^{8a} are defined herein. Pharmaceutical compositions comprising the compounds of formula (I) are also disclosed.

HETEROCYCLIC DERIVATIVES AND THEIR USE AS THERAPEUTIC AGENTS

FIELD OF THE INVENTION

The present invention relates generally to the field of inhibitors of stearoyl-CoA desaturase, such as heterocyclic derivatives, and uses for such compounds in treating
5 and/or preventing various human diseases, including those mediated by stearoyl-CoA desaturase (SCD) enzymes, preferably SCD1, especially diseases related to elevated lipid levels, cardiovascular disease, diabetes, obesity, metabolic syndrome and the like.

BACKGROUND OF THE INVENTION

10 Acyl desaturase enzymes catalyze the formation of double bonds in fatty acids derived from either dietary sources or *de novo* synthesis in the liver. Mammals synthesize at least three fatty acid desaturases of differing chain length specificity that catalyze the addition of double bonds at the delta-9, delta-6, and delta-5 positions. Stearoyl-CoA desaturases (SCDs) introduce a double bond in the C9-C10 position of
15 saturated fatty acids. The preferred substrates are palmitoyl-CoA (16:0) and stearoyl-CoA (18:0), which are converted to palmitoleoyl-CoA (16:1) and oleoyl-CoA (18:1), respectively. The resulting mono-unsaturated fatty acids are substrates for incorporation into phospholipids, triglycerides, and cholesteryl esters.

A number of mammalian SCD genes have been cloned. For example, two
20 genes have been cloned from rat (SCD1, SCD2) and four SCD genes have been isolated from mouse (SCD1, 2, 3, and 4). While the basic biochemical role of SCD has been known in rats and mice since the 1970's (Jeffcoat, R. *et al.*, *Elsevier Science* (1984), Vol. 4, pp. 85-112; de Antueno, RJ, *Lipids* (1993), Vol. 28, No. 4, pp. 285-290), it has only recently been directly implicated in human disease processes.

25 A single SCD gene, SCD1, has been characterized in humans. SCD1 is described in Brownlie *et al*, PCT published patent application, WO 01/62954, the disclosure of which is hereby incorporated by reference in its entirety. A second human SCD isoform has recently been identified, and because it bears little sequence homology to alternate mouse or rat isoforms it has been named human SCD5 or
30 hSCD5 (PCT published patent application, WO 02/26944, incorporated herein by reference in its entirety).

To date, no small-molecule, drug-like compounds are known that specifically inhibit or modulate SCD activity. Certain long-chain hydrocarbons have been used

historically to study SCD activity. Known examples include thia-fatty acids, cyclopropenoid fatty acids, and certain conjugated linoleic acid isomers. Specifically, *cis*-12, *trans*-10 conjugated linoleic acid is believed to inhibit SCD enzyme activity and reduce the abundance of SCD1 mRNA while *cis*-9, *trans*-11 conjugated linoleic acid
5 does not. Cyclopropenoid fatty acids, such as those found in sterula and cotton seeds, are also known to inhibit SCD activity. For example, sterculic acid (8-(2-octylcyclopropenyl)octanoic acid) and malvalic acid (7-(2-octylcyclopropenyl)heptanoic acid) are C18 and C16 derivatives of sterculoyl and malvaloyl fatty acids, respectively, having cyclopropene rings at their C9-C10 position. These agents are believed to
10 inhibit SCD enzymatic activity by direct interaction with the enzyme, thus inhibiting delta-9 desaturation. Other agents that may inhibit SCD activity include thia-fatty acids, such as 9-thiastearic acid (also called 8-nonylthiooctanoic acid) and other fatty acids with a sulfoxy moiety.

These known modulators of delta-9 desaturase activity are not useful for
15 treating the diseases and disorders linked to SCD1 biological activity. None of the known SCD inhibitor compounds are selective for SCD or delta-9 desaturases, as they also inhibit other desaturases and enzymes. The thia-fatty acids, conjugated linoleic acids and cyclopropene fatty acids (malvalic acid and sterculic acid) are neither useful at reasonable physiological doses, nor are they specific inhibitors of SCD1 biological
20 activity, rather they demonstrate cross inhibition of other desaturases, in particular the delta-5 and delta-6 desaturases by the cyclopropene fatty acids.

The absence of small molecule inhibitors of SCD enzyme activity is a major scientific and medical disappointment because evidence is now compelling that SCD activity is directly implicated in common human disease processes: See e.g., Attie,
25 A.D. *et al.*, "Relationship between stearoyl-CoA desaturase activity and plasma triglycerides in human and mouse hypertriglyceridemia", *J. Lipid Res.* (2002), Vol. 43, No. 11, pp. 1899-907; Cohen, P. *et al.*, "Role for stearoyl-CoA desaturase-1 in leptin-mediated weight loss", *Science* (2002), Vol. 297, No. 5579, pp. 240-3, Ntambi, J. M. *et al.*, "Loss of stearoyl-CoA desaturase-1 function protects mice against adiposity", *Proc.*
30 *Natl. Acad. Sci. U S A.* (2002), Vol. 99, No. 7, pp. 11482-6.

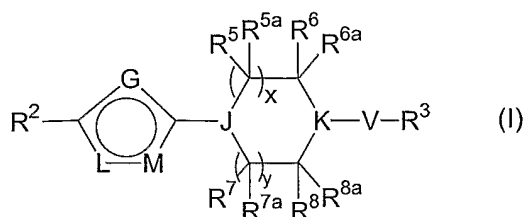
The present invention solves this problem by presenting new classes of compounds that are useful in modulating SCD activity and regulating lipid levels, especially plasma lipid levels, and which are useful in the treatment of SCD-mediated diseases such as diseases related to dyslipidemia and disorders of lipid metabolism,
35 especially diseases related to elevated lipid levels, cardiovascular disease, diabetes,

obesity, metabolic syndrome and the like.

SUMMARY OF THE INVENTION

The present invention provides heterocyclic derivatives that modulate the activity of stearoyl-CoA desaturase. Methods of using such derivatives to modulate the activity of stearoyl-CoA desaturase and pharmaceutical compositions comprising such derivatives are also encompassed.

Accordingly, in one aspect, the invention provides compounds of formula (I):



wherein:

- 10 x and y are each independently 0, 1, 2 or 3;
 G is $-N(R^4)-$, $-O-$, $-S(O)_t-$ (where t is 0, 1 or 2), $-C(R^4)=$ or $-C(R^4)=C(R^4)-$;
 J and K are each independently N or $C(R^{10})$;
 L and M are each independently $-N=$ or $-C(R^4)=$, provided that when G is $-C(R^4)=$ or $-C(R^4)=C(R^4)-$, L and M can not both be $-C(R^4)=$;
- 15 V is direct bond, $-N(R^1)-$, $-N(R^1)C(O)-$, $-O-$, $-C(O)-$, $-C(O)O-$, $-C(S)-$,
 $-C(O)N(R^1)-$, $-S(O)_p-$ (where p is 1 or 2), or $-S(O)_pN(R^1)-$ (where p is 1 or 2);
 each R^1 is independently selected from the group consisting of
 hydrogen, C_1-C_{12} alkyl, C_2-C_{12} hydroxyalkyl, C_4-C_{12} cycloalkylalkyl and C_7-C_{19} aralkyl;
 R^2 is selected from the group consisting of C_1-C_{12} alkyl, C_2-C_{12} alkenyl,
 20 C_2-C_{12} hydroxyalkyl, C_2-C_{12} hydroxyalkenyl, C_2-C_{12} alkoxyalkyl, C_3-C_{12} cycloalkyl,
 C_4-C_{12} cycloalkylalkyl, aryl, C_7-C_{19} aralkyl, C_3-C_{12} heterocyclyl, C_3-C_{12} heterocyclylalkyl,
 C_1-C_{12} heteroaryl, and C_3-C_{12} heteroarylalkyl;
 or R^2 is a multi-ring structure having 2 to 4 rings wherein the rings are
 independently selected from the group consisting of cycloalkyl, heterocyclyl, aryl and
 25 heteroaryl and where some or all of the rings may be fused to each other;
 R^3 is selected from the group consisting of C_1-C_{12} alkyl, C_2-C_{12} alkenyl,
 C_2-C_{12} hydroxyalkyl, C_2-C_{12} hydroxyalkenyl, C_2-C_{12} alkoxyalkyl, C_3-C_{12} cycloalkyl,
 C_4-C_{12} cycloalkylalkyl, aryl, C_7-C_{19} aralkyl, C_3-C_{12} heterocyclyl, C_3-C_{12} heterocyclylalkyl,
 C_1-C_{12} heteroaryl and C_3-C_{12} heteroarylalkyl;
 30 or R^3 is a multi-ring structure having 2 to 4 rings wherein the rings are

independently selected from the group consisting of cycloalkyl, heterocyclyl, aryl and heteroaryl and where some or all of the rings may be fused to each other;

each R⁴ is independently selected from hydrogen, fluoro, chloro, C₁-C₁₂alkyl, C₁-C₁₂alkoxy, haloalkyl, cyano, nitro or -N(R⁹)₂;

5 or two adjacent R⁴ groups, together with the carbons to which they are attached, may form an aryl, heteroaryl or heterocyclyl ring system;

R⁵, R^{5a}, R⁶, R^{6a}, R⁷, R^{7a}, R⁸ and R^{8a} are each independently selected from hydrogen or C₁-C₃alkyl;

10 or R⁵ and R^{5a} together, R⁶ and R^{6a} together, or R⁷ and R^{7a} together, or R⁸ and R^{8a} together are an oxo group, provided that when V is -C(O)-, R⁶ and R^{6a} together or R⁸ and R^{8a} together do not form an oxo group, while the remaining R⁵, R^{5a}, R⁶, R^{6a}, R⁷, R^{7a}, R⁸ and R^{8a} are each independently selected from hydrogen or C₁-C₃alkyl;

15 or one of R⁵, R^{5a}, R⁶ and R^{6a} together with one of R⁷, R^{7a}, R⁸ and R^{8a} forms a direct bond or an alkylene bridge, while the remaining R⁵, R^{5a}, R⁶, R^{6a}, R⁷, R^{7a}, R⁸, and R^{8a} are each independently selected from hydrogen or C₁-C₃alkyl;

each R⁹ is independently selected from hydrogen or C₁-C₆alkyl; and

R¹⁰ is independently selected from hydrogen, fluoro, chloro, C₁-C₁₂alkyl or C₁-C₁₂alkoxy.

20 as a stereoisomer, enantiomer or tautomer thereof, as a mixture of stereoisomers, as a pharmaceutically acceptable salt thereof, or as a prodrug thereof.

It is understood that the scope of the invention relating to the compounds or compositions of formula (I) as described above is not intended to encompass compounds or compositions specifically disclosed and/or claimed in previous
25 publications, including, but not limited to, the compounds specifically disclosed in the following publications:

PCT Published Patent Application, WO 2005/040136

PCT Published Patent Application, WO 2005/009976

PCT Published Patent Application, WO 2005/003087

30 PCT Published Patent Application, WO 04/09587

PCT Published Patent Application, WO 03/91247

PCT Published Patent Application, WO 96/01822

PCT Published Patent Application, WO 96/01818

PCT Published Patent Application, WO 94/26720

35 German Patent No. 4423044

Japan Patent No. 10007572

In another aspect, the invention provides methods of treating an SCD-mediated disease or condition in a mammal, preferably a human, wherein the methods comprise administering to the mammal in need thereof a therapeutically effective amount of a
5 compound of the invention as set forth above.

In another aspect, the invention provides compounds or pharmaceutical compositions useful in treating, preventing and/or diagnosing a disease or condition relating to SCD biological activity such as the diseases encompassed by cardiovascular disorders and/or metabolic syndrome (including dyslipidemia, insulin
10 resistance and obesity).

In another aspect, the invention provides methods of preventing or treating a disease or condition related to elevated lipid levels, such as plasma lipid levels, especially elevated triglyceride or cholesterol levels, in a patient afflicted with such elevated levels, comprising administering to said patient a therapeutically or
15 prophylactically effective amount of a composition as disclosed herein. The present invention also relates to novel compounds having therapeutic ability to reduce lipid levels in an animal, especially triglyceride and cholesterol levels.

In another aspect, the invention provides pharmaceutical compositions comprising the compounds of the invention as set forth above, and pharmaceutically
20 acceptable excipients. In one embodiment, the present invention relates to a pharmaceutical composition comprising a compound of the invention in a pharmaceutically acceptable carrier and in an amount effective to modulate triglyceride level, or to treat diseases related to dyslipidemia and disorders of lipid metabolism, when administered to an animal, preferably a mammal, most preferably a human
25 patient. In an embodiment of such composition, the patient has an elevated lipid level, such as elevated plasma triglycerides or cholesterol, before administration of said compound and said compound is present in an amount effective to reduce said lipid level.

In another aspect, the invention provides methods for treating a patient for, or
30 protecting a patient from developing, a disease or condition mediated by stearoyl-CoA desaturase (SCD), which methods comprise administering to a patient afflicted with such disease or condition, or at risk of developing such disease or condition, a therapeutically effective amount of a compound that inhibits activity of SCD in a patient when administered thereto.

35 In another aspect, the invention provides methods for treating a range of

diseases involving lipid metabolism utilizing compounds identified by the methods disclosed herein. In accordance therewith, there is disclosed herein a range of compounds having said activity, based on a screening assay for identifying, from a library of test compounds, a therapeutic agent which modulates the biological activity of said SCD and is useful in treating a human disorder or condition relating to serum levels of lipids, such as triglycerides, VLDL, HDL, LDL, and/or total cholesterol.

DETAILED DESCRIPTION OF THE INVENTION

Definitions

Certain chemical groups named herein are preceded by a shorthand notation indicating the total number of carbon atoms that are to be found in the indicated chemical group. For example; C₇-C₁₂alkyl describes an alkyl group, as defined below, having a total of 7 to 12 carbon atoms, and C₄-C₁₂cycloalkylalkyl describes a cycloalkylalkyl group, as defined below, having a total of 4 to 12 carbon atoms. The total number of carbons in the shorthand notation does not include carbons that may exist in substituents of the group described.

Accordingly, as used in the specification and appended claims, unless specified to the contrary, the following terms have the meaning indicated:

"Methoxy" refers to the -OCH₃ radical.

"Cyano" refers to the -CN radical.

"Nitro" refers to the -NO₂ radical.

"Trifluoromethyl" refers to the -CF₃ radical.

"Oxo" refers to the =O substituent.

"Thioxo" refers to the =S substituent.

"Alkyl" refers to a straight or branched hydrocarbon chain radical consisting solely of carbon and hydrogen atoms, containing no unsaturation, having from one to twelve carbon atoms, preferably one to eight carbon atoms or one to six carbon atoms, and which is attached to the rest of the molecule by a single bond, e.g., methyl, ethyl, *n*-propyl, 1-methylethyl (*iso*-propyl), *n*-butyl, *n*-pentyl, 1,1-dimethylethyl (*t*-butyl), and the like. Unless stated otherwise specifically in the specification, an alkyl group may be optionally substituted by one of the following groups: alkyl, alkenyl, halo, haloalkenyl, cyano, nitro, aryl, cycloalkyl, heterocyclyl, heteroaryl, -OR¹⁴, -OC(O)-R¹⁴, -N(R¹⁴)₂, -C(O)R¹⁴, -C(O)OR¹⁴, -C(O)N(R¹⁴)₂, -N(R¹⁴)C(O)OR¹⁶, -N(R¹⁴)C(O)R¹⁶, -N(R¹⁴)(S(O)_tR¹⁶) (where t is 1 to 2), -S(O)_tOR¹⁶ (where t is 1 to 2), -S(O)_tR¹⁶ (where t is

0 to 2), and $-S(O)_tN(R^{14})_2$ (where t is 1 to 2) where each R^{14} is independently hydrogen, alkyl, haloalkyl, cycloalkyl, cycloalkylalkyl, aryl (optionally substituted with one or more groups selected from halo or haloalkyl), aralkyl, heterocyclyl, heterocyclalkyl, heteroaryl or heteroarylalkyl; and each R^{16} is alkyl, haloalkyl, cycloalkyl, cycloalkylalkyl, aryl, aralkyl, heterocyclyl, heterocyclalkyl, heteroaryl or heteroarylalkyl, and where each of the above substituents is unsubstituted unless otherwise indicated.

"C₁-C₃alkyl" refers to an alkyl radical as defined above containing one to three carbon atoms. The C₁-C₃alkyl radical may be optionally substituted as defined for an alkyl group.

10 "C₁-C₆alkyl" refers to an alkyl radical as defined above containing one to six carbon atoms. The C₁-C₆alkyl radical may be optionally substituted as defined for an alkyl group.

"C₁-C₁₂alkyl" refers to an alkyl radical as defined above containing one to twelve carbon atoms. The C₁-C₁₂alkyl radical may be optionally substituted as defined for an alkyl group.

"C₂-C₆alkyl" refers to an alkyl radical as defined above containing two to six carbon atoms. The C₂-C₆alkyl radical may be optionally substituted as defined for an alkyl group.

20 "C₃-C₆alkyl" refers to an alkyl radical as defined above containing three to six carbon atoms. The C₃-C₆alkyl radical may be optionally substituted as defined for an alkyl group.

"C₃-C₁₂alkyl" refers to an alkyl radical as defined above containing three to twelve carbon atoms. The C₃-C₁₂alkyl radical may be optionally substituted as defined for an alkyl group.

25 "C₆-C₁₂alkyl" refers to an alkyl radical as defined above containing six to twelve carbon atoms. The C₆-C₁₂alkyl radical may be optionally substituted as defined for an alkyl group.

"C₇-C₁₂alkyl" refers to an alkyl radical as defined above containing seven to twelve carbon atoms. The C₇-C₁₂alkyl radical may be optionally substituted as defined for an alkyl group.

30 "Alkenyl" refers to a straight or branched hydrocarbon chain radical group consisting solely of carbon and hydrogen atoms, containing at least one double bond, having from two to twelve carbon atoms, preferably one to eight carbon atoms and which is attached to the rest of the molecule by a single bond, e.g., ethenyl, prop-1-enyl, but-1-enyl, pent-1-enyl, penta-1,4-dienyl, and the like. Unless stated otherwise

specifically in the specification, an alkenyl group may be optionally substituted by one of the following groups: alkyl, alkenyl, halo, haloalkyl, haloalkenyl, cyano, nitro, aryl, aralkyl, cycloalkyl, cycloalkylalkyl, heterocyclyl, heterocyclylalkyl, heteroaryl, heteroarylalkyl, -OR¹⁴, -OC(O)-R¹⁴, -N(R¹⁴)₂, -C(O)R¹⁴, -C(O)OR¹⁴, -C(O)N(R¹⁴)₂,
 5 -N(R¹⁴)C(O)OR¹⁶, -N(R¹⁴)C(O)R¹⁶, -N(R¹⁴)(S(O)_tR¹⁶) (where t is 1 to 2), -S(O)_tOR¹⁶ (where t is 1 to 2), -S(O)_tR¹⁶ (where t is 0 to 2), and -S(O)_tN(R¹⁴)₂ (where t is 1 to 2) where each R¹⁴ is independently hydrogen, alkyl, haloalkyl, cycloalkyl, cycloalkylalkyl, aryl, aralkyl, heterocyclyl, heterocyclylalkyl, heteroaryl or heteroarylalkyl; and each R¹⁶ is alkyl, haloalkyl, cycloalkyl, cycloalkylalkyl, aryl, aralkyl, heterocyclyl,
 10 heterocyclylalkyl, heteroaryl or heteroarylalkyl, and where each of the above substituents is unsubstituted.

"C₃-C₁₂alkenyl" refers to an alkenyl radical as defined above containing three to 12 carbon atoms. The C₃-C₁₂alkenyl radical may be optionally substituted as defined for an alkenyl group.

15 "C₂-C₁₂alkenyl" refers to an alkenyl radical as defined above containing two to 12 carbon atoms. The C₂-C₁₂alkenyl radical may be optionally substituted as defined above for an alkenyl group.

"Alkylene" and "alkylene chain" refer to a straight or branched divalent hydrocarbon chain, linking the rest of the molecule to a radical group, consisting solely
 20 of carbon and hydrogen, containing no unsaturation and having from one to twelve carbon atoms, preferably having from one to eight carbons, e.g., methylene, ethylene, propylene, *n*-butylene, and the like. The alkylene chain may be attached to the rest of the molecule and to the radical group through one carbon within the chain or through any two carbons within the chain. The alkylene chain may be optionally substituted by
 25 one of the following groups: alkyl, alkenyl, halo, haloalkenyl, cyano, nitro, aryl, cycloalkyl, heterocyclyl, heteroaryl, -OR¹⁴, -OC(O)-R¹⁴, -N(R¹⁴)₂, -C(O)R¹⁴, -C(O)OR¹⁴, -C(O)N(R¹⁴)₂, -N(R¹⁴)C(O)OR¹⁶, -N(R¹⁴)C(O)R¹⁶, -N(R¹⁴)(S(O)_tR¹⁶) (where t is 1 to 2), -S(O)_tOR¹⁶ (where t is 1 to 2), -S(O)_tR¹⁶ (where t is 0 to 2), and -S(O)_tN(R¹⁴)₂ (where t is 1 to 2) where each R¹⁴ is independently hydrogen, alkyl, haloalkyl, cycloalkyl,
 30 cycloalkylalkyl, aryl (optionally substituted with one or more groups selected from halo or haloalkyl), aralkyl, heterocyclyl, heterocyclylalkyl, heteroaryl or heteroarylalkyl; and each R¹⁶ is alkyl, haloalkyl, cycloalkyl, cycloalkylalkyl, aryl, aralkyl, heterocyclyl, heterocyclylalkyl, heteroaryl or heteroarylalkyl, and where each of the above substituents is unsubstituted unless otherwise indicated.

35 "Alkenylene" and "alkenylene chain" refer to a straight or branched divalent

hydrocarbon chain linking the rest of the molecule to a radical group, consisting solely of carbon and hydrogen, containing at least one double bond and having from two to twelve carbon atoms, *e.g.*, ethenylene, propenylene, *n*-butenylene, and the like. The alkenylene chain is attached to the rest of the molecule through a single bond and to the radical group through a double bond or a single bond. The points of attachment of the alkenylene chain to the rest of the molecule and to the radical group can be through one carbon or any two carbons within the chain. The alkenylene chain may be optionally substituted by one of the following groups: alkyl, alkenyl, halo, haloalkenyl, cyano, nitro, aryl, cycloalkyl, heterocyclyl, heteroaryl, -OR¹⁴, -OC(O)-R¹⁴, -N(R¹⁴)₂, -C(O)R¹⁴, -C(O)OR¹⁴, -C(O)N(R¹⁴)₂, -N(R¹⁴)C(O)OR¹⁶, -N(R¹⁴)C(O)R¹⁶, -N(R¹⁴)(S(O)_tR¹⁶) (where t is 1 to 2), -S(O)_tOR¹⁶ (where t is 1 to 2), -S(O)_tR¹⁶ (where t is 0 to 2), and -S(O)_tN(R¹⁴)₂ (where t is 1 to 2) where each R¹⁴ is independently hydrogen, alkyl, haloalkyl, cycloalkyl, cycloalkylalkyl, aryl (optionally substituted with one or more groups selected from halo or haloalkyl), aralkyl, heterocyclyl, heterocyclylalkyl, heteroaryl or heteroarylalkyl; and each R¹⁶ is alkyl, haloalkyl, cycloalkyl, cycloalkylalkyl, aryl, aralkyl, heterocyclyl, heterocyclylalkyl, heteroaryl or heteroarylalkyl, and where each of the above substituents is unsubstituted unless otherwise indicated.

"Alkylene bridge" refers to a straight or branched divalent hydrocarbon bridge, linking two different carbons of the same ring structure, consisting solely of carbon and hydrogen, containing no unsaturation and having from one to twelve carbon atoms, preferably having from one to eight carbons, *e.g.*, methylene, ethylene, propylene, *n*-butylene, and the like. The alkylene bridge may link any two carbons within the ring structure.

"Alkoxy" refers to a radical of the formula -OR_a where R_a is an alkyl radical as defined above. The alkyl part of the alkoxy radical may be optionally substituted as defined above for an alkyl radical.

"C₁-C₆alkoxy" refers to an alkoxy radical as defined above containing one to six carbon atoms. The alkyl part of the C₁-C₆alkoxy radical may be optionally substituted as defined above for an alkyl group.

"C₁-C₁₂alkoxy" refers to an alkoxy radical as defined above containing one to twelve carbon atoms. The alkyl part of the C₁-C₁₂alkoxy radical may be optionally substituted as defined above for an alkyl group.

"C₃-C₁₂alkoxy" refers to an alkoxy radical as defined above containing three to twelve carbon atoms. The alkyl part of the C₃-C₁₂alkoxy radical may be optionally substituted as defined above for an alkyl group.

"Alkoxyalkyl" refers to a radical of the formula $-R_a-O-R_a$ where each R_a is independently an alkyl radical as defined above. The oxygen atom may be bonded to any carbon in either alkyl radical. Each alkyl part of the alkoxyalkyl radical may be optionally substituted as defined above for an alkyl group.

5 "C₂-C₁₂alkoxyalkyl" refers to an alkoxyalkyl radical as defined above containing two to twelve carbon atoms. Each alkyl part of the C₂-C₁₂alkoxyalkyl radical may be optionally substituted as defined above for an alkyl group.

"C₃alkoxyalkyl" refers to an alkoxyalkyl radical as defined above containing three carbon atoms. Each alkyl part of the C₃alkoxyalkyl radical may be optionally substituted as defined above for an alkyl group.

10

"C₃-C₁₂alkoxyalkyl" refers to an alkoxyalkyl radical as defined above containing three to twelve carbon atoms. Each alkyl part of the C₃-C₁₂alkoxyalkyl radical may be optionally substituted as defined above for an alkyl group.

"Alkylsulfonyl" refers to a radical of the formula $-S(O)_2R_a$ where R_a is an alkyl group as defined above. The alkyl part of the alkylsulfonyl radical may be optionally substituted as defined above for an alkyl group.

15

"C₁-C₆alkylsulfonyl" refers to an alkylsulfonyl radical as defined above having one to six carbon atoms. The C₁-C₆alkylsulfonyl group may be optionally substituted as defined above for an alkylsulfonyl group.

20 "Aryl" refers to aromatic monocyclic or multicyclic hydrocarbon ring system consisting only of hydrogen and carbon and containing from 6 to 19 carbon atoms, preferably 6 to 10 carbon atoms, where the ring system may be partially or fully saturated. Aryl groups include, but are not limited to groups such as fluorenyl, phenyl and naphthyl. Unless stated otherwise specifically in the specification, the term "aryl" or the prefix "ar-" (such as in "aralkyl") is meant to include aryl radicals optionally substituted by one or more substituents selected from the group consisting of alkyl, alkenyl, halo, haloalkyl, haloalkenyl, cyano, nitro, aryl, aralkyl, cycloalkyl, cycloalkylalkyl, heterocyclyl, heterocyclylalkyl, heteroaryl, heteroarylalkyl, -R¹⁵-OR¹⁴, -R¹⁵-OC(O)-R¹⁴, -R¹⁵-N(R¹⁴)₂, -R¹⁵-C(O)R¹⁴, -R¹⁵-C(O)OR¹⁴, -R¹⁵-C(O)N(R¹⁴)₂, -R¹⁵-N(R¹⁴)C(O)OR¹⁶, -R¹⁵-N(R¹⁴)C(O)R¹⁶, -R¹⁵-N(R¹⁴)(S(O)_tR¹⁶) (where t is 1 to 2), -R¹⁵-S(O)_tOR¹⁶ (where t is 1 to 2), -R¹⁵-S(O)_tR¹⁶ (where t is 0 to 2), and -R¹⁵-S(O)_tN(R¹⁴)₂ (where t is 1 to 2) where each R¹⁴ is independently hydrogen, alkyl, haloalkyl, cycloalkyl, cycloalkylalkyl, aryl, aralkyl, heterocyclyl, heterocyclylalkyl, heteroaryl or heteroarylalkyl; each R¹⁵ is independently a direct bond or a straight or branched alkylene or alkenylene chain; and each R¹⁶ is alkyl, haloalkyl, cycloalkyl,

25

30

35

cycloalkylalkyl, aryl, aralkyl, heterocyclyl, heterocyclylalkyl, heteroaryl or heteroarylalkyl, and where each of the above substituents is unsubstituted.

"Aralkyl" refers to a radical of the formula $-R_aR_b$ where R_a is an alkyl radical as defined above and R_b is one or more aryl radicals as defined above, e.g., benzyl, 5 diphenylmethyl and the like. The aryl part of the aralkyl radical may be optionally substituted as described above for an aryl group. The alkyl part of the aralkyl radical may be optionally substituted as defined above for an alkyl group.

" C_7 - C_{12} aralkyl" refers to an aralkyl group as defined above containing seven to twelve carbon atoms. The aryl part of the C_7 - C_{12} aralkyl radical may be optionally 10 substituted as described above for an aryl group. The alkyl part of the C_7 - C_{12} aralkyl radical may be optionally substituted as defined above for an alkyl group.

" C_7 - C_{19} aralkyl" refers to an aralkyl group as defined above containing seven to nineteen carbon atoms. The aryl part of the C_7 - C_{19} aralkyl radical may be optionally substituted as described above for an aryl group. The alkyl part of the C_7 - C_{19} aralkyl 15 radical may be optionally substituted as defined above for an alkyl group.

" C_{13} - C_{19} aralkyl" refers to an aralkyl group as defined above containing thirteen to nineteen carbon atoms. The aryl part of the C_{13} - C_{19} aralkyl radical may be optionally substituted as described above for an aryl group. The alkyl part of the C_{13} - C_{19} aralkyl 20 radical may be optionally substituted as defined above for an alkyl group.

"Aralkenyl" refers to a radical of the formula $-R_cR_b$ where R_c is an alkenyl radical as defined above and R_b is one or more aryl radicals as defined above, which may be optionally substituted as described above. The aryl part of the aralkenyl radical may be optionally substituted as described above for an aryl group. The alkenyl part of the aralkenyl radical may be optionally substituted as defined above for an alkenyl group. 25

"Aryloxy" refers to a radical of the formula $-OR_b$ where R_b is an aryl group as defined above. The aryl part of the aryloxy radical may be optionally substituted as defined above.

"Aryl- C_1 - C_6 alkyl" refers to a radical of the formula $-R_hR_i$ where R_h is an unbranched alkyl radical having one to six carbons and R_i is an aryl group attached to 30 the terminal carbon of the alkyl radical.

"Cycloalkyl" refers to a stable non-aromatic monocyclic or bicyclic hydrocarbon radical consisting solely of carbon and hydrogen atoms, having from three to fifteen carbon atoms, preferably having from three to twelve carbon atoms, and which is saturated or unsaturated and attached to the rest of the molecule by a single bond, 35 e.g., cyclopropyl, cyclobutyl, cyclopentyl, cyclohexyl, decalinyl and the like. Unless

otherwise stated specifically in the specification, the term "cycloalkyl" is meant to include cycloalkyl radicals which are optionally substituted by one or more substituents selected from the group consisting of alkyl, alkenyl, halo, haloalkyl, haloalkenyl, cyano, nitro, aryl, aralkyl, cycloalkyl, cycloalkylalkyl, heterocyclyl, heterocyclylalkyl, heteroaryl, heteroarylalkyl, -R¹⁵-OR¹⁴, -R¹⁵-OC(O)-R¹⁴, -R¹⁵-N(R¹⁴)₂, -R¹⁵-C(O)R¹⁴, -R¹⁵-C(O)OR¹⁴, -R¹⁵-C(O)N(R¹⁴)₂, -R¹⁵-N(R¹⁴)C(O)OR¹⁶, -R¹⁵-N(R¹⁴)C(O)R¹⁶, -R¹⁵-N(R¹⁴)(S(O)_tR¹⁶) (where t is 1 to 2), -R¹⁵-S(O)_tOR¹⁶ (where t is 1 to 2), -R¹⁵-S(O)_tR¹⁶ (where t is 0 to 2), and -R¹⁵-S(O)_tN(R¹⁴)₂ (where t is 1 to 2) where each R¹⁴ is independently hydrogen, alkyl, haloalkyl, cycloalkyl, cycloalkylalkyl, aryl, aralkyl, heterocyclyl, heterocyclylalkyl, heteroaryl or heteroarylalkyl; each R¹⁵ is independently a direct bond or a straight or branched alkylene or alkenylene chain; and each R¹⁶ is alkyl, haloalkyl, cycloalkyl, cycloalkylalkyl, aryl, aralkyl, heterocyclyl, heterocyclylalkyl, heteroaryl or heteroarylalkyl, and where each of the above substituents is unsubstituted.

"C₃-C₆cycloalkyl" refers to a cycloalkyl radical as defined above having three to six carbon atoms. The C₃-C₆cycloalkyl radical may be optionally substituted as defined above for a cycloalkyl group.

"C₃-C₁₂cycloalkyl" refers to a cycloalkyl radical as defined above having three to twelve carbon atoms. The C₃-C₁₂cycloalkyl radical may be optionally substituted as defined above for a cycloalkyl group.

"Cycloalkylalkyl" refers to a radical of the formula -R_aR_d where R_a is an alkyl radical as defined above and R_d is a cycloalkyl radical as defined above. The cycloalkyl part of the cycloalkyl radical may be optionally substituted as defined above for an cycloalkyl radical. The alkyl part of the cycloalkyl radical may be optionally substituted as defined above for an alkyl radical.

"C₄-C₁₂cycloalkylalkyl" refers to a cycloalkylalkyl radical as defined above having four to twelve carbon atoms. The C₄-C₁₂cycloalkylalkyl radical may be optionally substituted as defined above for a cycloalkylalkyl group.

"Halo" refers to bromo, chloro, fluoro or iodo.

"Haloalkyl" refers to an alkyl radical, as defined above, that is substituted by one or more halo radicals, as defined above, e.g., trifluoromethyl, difluoromethyl, trichloromethyl, 2,2,2-trifluoroethyl, 1-fluoromethyl-2-fluoroethyl, 3-bromo-2-fluoropropyl, 1-bromomethyl-2-bromoethyl, and the like. The alkyl part of the haloalkyl radical may be optionally substituted as defined above for an alkyl group.

"Haloalkenyl" refers to an alkenyl radical, as defined above, that is substituted by one or more halo radicals, as defined above, e.g., 2-bromoethenyl, 3-bromoprop-1-

enyl, and the like. The alkenyl part of the haloalkenyl radical may be optionally substituted as defined above for an alkyl group.

"Heterocyclyl" refers to a stable 3- to 18-membered non-aromatic ring radical which consists of carbon atoms and from one to five heteroatoms selected from the group consisting of nitrogen, oxygen and sulfur. For purposes of this invention, the heterocyclyl radical may be a monocyclic, bicyclic, tricyclic or tetracyclic ring system, which may include fused or bridged ring systems; and the nitrogen, carbon or sulfur atoms in the heterocyclyl radical may be optionally oxidized; the nitrogen atom may be optionally quaternized; and the heterocyclyl radical may be partially or fully saturated.

Examples of such heterocyclyl radicals include, but are not limited to, dioxolanyl, decahydroisoquinolyl, imidazolanyl, imidazolidinyl, isothiazolidinyl, isoxazolidinyl, morpholinyl, octahydroindolyl, octahydroisoindolyl, 2-oxopiperazinyl, 2-oxopiperidinyl, 2-oxopyrrolidinyl, oxazolidinyl, piperidinyl, piperazinyl, 4-piperidonyl, pyrrolidinyl, pyrazolidinyl, thiazolidinyl, tetrahydrofuryl, trithianyl, tetrahydropyranlyl, thiomorpholinyl, thiamorpholinyl, 1-oxo-thiomorpholinyl, and 1,1-dioxo-thiomorpholinyl. Unless stated otherwise specifically in the specification, the term "heterocyclyl" is meant to include heterocyclyl radicals as defined above which are optionally substituted by one or more substituents selected from the group consisting of alkyl, alkenyl, halo, haloalkyl, haloalkenyl, cyano, oxo, thioxo, nitro, aryl, aralkyl, cycloalkyl, cycloalkylalkyl, heterocyclyl, heterocyclylalkyl, heteroaryl, heteroarylalkyl, $-R^{15}-OR^{14}$, $-R^{15}-OC(O)-R^{14}$, $-R^{15}-N(R^{14})_2$, $-R^{15}-C(O)R^{14}$, $-R^{15}-C(O)OR^{14}$, $-R^{15}-C(O)N(R^{14})_2$, $-R^{15}-N(R^{14})C(O)OR^{16}$, $-R^{15}-N(R^{14})C(O)R^{16}$, $-R^{15}-N(R^{14})(S(O)_t)R^{16}$ (where t is 1 to 2), $-R^{15}-S(O)_tOR^{16}$ (where t is 1 to 2), $-R^{15}-S(O)_tR^{16}$ (where t is 0 to 2), and $-R^{15}-S(O)_tN(R^{14})_2$ (where t is 1 to 2) where each R^{14} is independently hydrogen, alkyl, alkenyl, haloalkyl, cycloalkyl, cycloalkylalkyl, aryl, aralkyl, heterocyclyl, heterocyclylalkyl, heteroaryl or heteroarylalkyl; each R^{15} is independently a direct bond or a straight or branched alkylene or alkenylene chain; and each R^{16} is alkyl, alkenyl, haloalkyl, cycloalkyl, cycloalkylalkyl, aryl, aralkyl, heterocyclyl, heterocyclylalkyl, heteroaryl or heteroarylalkyl, and where each of the above substituents is unsubstituted.

" C_3-C_{12} heterocyclyl" refers to a heterocyclyl radical as defined above having three to twelve carbons. The C_3-C_{12} heterocyclyl may be optionally substituted as defined above for a heterocyclyl group.

"Heterocyclylalkyl" refers to a radical of the formula $-R_aR_e$ where R_a is an alkyl radical as defined above and R_e is a heterocyclyl radical as defined above, and if the heterocyclyl is a nitrogen-containing heterocyclyl, the heterocyclyl may be attached to

the alkyl radical at the nitrogen atom. The alkyl part of the heterocyclalkyl radical may be optionally substituted as defined above for an alkyl group. The heterocycl part of the heterocyclalkyl radical may be optionally substituted as defined above for a heterocycl group.

5 "C₃-C₁₂heterocyclalkyl" refers to a heterocyclalkyl radical as defined above having three to twelve carbons. The C₃-C₁₂heterocyclalkyl radical may be optionally substituted as defined above for a heterocyclalkyl group.

"Heteroaryl" refers to a 5- to 18-membered aromatic ring radical which consists of carbon atoms and from one to five heteroatoms selected from the group consisting of nitrogen, oxygen and sulfur. For purposes of this invention, the heteroaryl radical
 10 may be a monocyclic, bicyclic, tricyclic or tetracyclic ring system, which may include fused or bridged ring systems; and the nitrogen, carbon or sulfur atoms in the heteroaryl radical may be optionally oxidized; the nitrogen atom may be optionally quaternized. Examples include, but are not limited to, azepinyl, acridinyl,
 15 benzimidazolyl, benzthiazolyl, benzindolyl, benzothiadiazolyl, benzonaphthofuranyl, benzoxazolyl, benzodioxolyl, benzodioxinyl, benzopyranyl, benzopyranonyl, benzofuranyl, benzofuranonyl, benzothienyl (benzothiophenyl), benzotriazolyl, benzo[4,6]imidazo[1,2-a]pyridinyl, carbazolyl, cinnolinyl, dibenzofuranyl, furanyl, furanonyl, isothiazolyl, imidazolyl, indolyl, indazolyl, isoindolyl, indolinyl, isoindolinyl,
 20 indoliziny, isoxazolyl, naphthyridinyl, oxadiazolyl, 2-oxoazepinyl, oxazolyl, oxiranyl, phenazinyl, phenothiazinyl, phenoxazinyl, phthalazinyl, pteridinyl, purinyl, pyrroly, pyrazolyl, pyridinyl, pyrazinyl, pyrimidinyl, pyridazinyl, quinazolinyl, quinoxalinyl, quinolinyl, quinuclidinyl, isoquinolinyl, thiazolyl, thiadiazolyl, triazolyl, tetrazolyl, triazinyl, and thiophenyl. Unless stated otherwise specifically in the specification, the
 25 term "heteroaryl" is meant to include heteroaryl radicals as defined above which are optionally substituted by one or more substituents selected from the group consisting of alkyl, alkenyl, halo, haloalkyl, haloalkenyl, cyano, oxo, thioxo, nitro, aryl, aralkyl, cycloalkyl, cycloalkylalkyl, heterocycl, heterocyclalkyl, heteroaryl, heteroarylalkyl, -R¹⁵-OR¹⁴, -R¹⁵-OC(O)-R¹⁴, -R¹⁵-N(R¹⁴)₂, -R¹⁵-C(O)R¹⁴, -R¹⁵-C(O)OR¹⁴,
 30 -R¹⁵-C(O)N(R¹⁴)₂, -R¹⁵-N(R¹⁴)C(O)OR¹⁶, -R¹⁵-N(R¹⁴)C(O)R¹⁶, -R¹⁵-N(R¹⁴)(S(O)_tR¹⁶) (where t is 1 to 2), -R¹⁵-S(O)_tOR¹⁶ (where t is 1 to 2), -R¹⁵-S(O)_tR¹⁶ (where t is 0 to 2), and -R¹⁵-S(O)_tN(R¹⁴)₂ (where t is 1 to 2) where each R¹⁴ is independently hydrogen, alkyl, alkenyl, haloalkyl, cycloalkyl, cycloalkylalkyl, aryl, aralkyl, heterocycl, heterocyclalkyl, heteroaryl or heteroarylalkyl; each R¹⁵ is independently a direct bond
 35 or a straight or branched alkylene or alkenylene chain; and each R¹⁶ is alkyl, alkenyl,

haloalkyl, cycloalkyl, cycloalkylalkyl, aryl, aralkyl, heterocyclyl, heterocyclalkyl, heteroaryl or heteroarylalkyl, and where each of the above substituents is unsubstituted.

"C₁-C₁₂heteroaryl" refers to a heteroaryl radical as defined above having one to
5 twelve carbon atoms. The C₁-C₁₂heteroaryl group may be optionally substituted as defined above for a heteroaryl group.

"C₅-C₁₂heteroaryl" refers to a heteroaryl radical as defined above having five to twelve carbon atoms. The C₅-C₁₂heteroaryl group may be optionally substituted as defined above for a heteroaryl group.

10 "Heteroarylalkyl" refers to a radical of the formula -R_aR_f where R_a is an alkyl radical as defined above and R_f is a heteroaryl radical as defined above. The heteroaryl part of the heteroarylalkyl radical may be optionally substituted as defined above for a heteroaryl group. The alkyl part of the heteroarylalkyl radical may be optionally substituted as defined above for an alkyl group.

15 "C₃-C₁₂heteroarylalkyl" refers to a heteroarylalkyl radical as defined above having three to twelve carbon atoms. The C₃-C₁₂heteroarylalkyl group may be optionally substituted as defined above for a heteroarylalkyl group.

"Heteroarylcycloalkyl" refers to a radical of the formula -R_dR_f where R_d is a cycloalkyl radical as defined above and R_f is a heteroaryl radical as defined above.
20 The cycloalkyl part of the heteroarylcycloalkyl radical may be optionally substituted as defined above for a cycloalkyl group. The heteroaryl part of the heteroarylcycloalkyl radical may be optionally substituted as defined above for a heteroaryl group.

"Heteroarylalkenyl" refers to a radical of the formula -R_bR_f where R_b is an alkenyl radical as defined above and R_f is a heteroaryl radical as defined above. The
25 heteroaryl part of the heteroarylalkenyl radical may be optionally substituted as defined above for a heteroaryl group. The alkenyl part of the heteroarylalkenyl radical may be optionally substituted as defined above for an alkenyl group.

"Hydroxyalkyl" refers to a radical of the formula -R_a-OH where R_a is an alkyl radical as defined above. The hydroxy group may be attached to the alkyl radical on
30 any carbon within the alkyl radical. The alkyl part of the hydroxyalkyl group may be optionally substituted as defined above for an alkyl group.

"C₂-C₁₂hydroxyalkyl" refers to a hydroxyalkyl radical as defined above containing two to twelve carbon atoms. The alkyl part of the C₂-C₁₂hydroxyalkyl radical may be optionally substituted as defined above for an alkyl group.

35 "C₃-C₁₂hydroxyalkyl" refers to a hydroxyalkyl radical as defined above

containing three to twelve carbon atoms. The alkyl part of the C₃-C₁₂hydroxyalkyl radical may be optionally substituted as defined above for an alkyl group.

"C₇-C₁₂hydroxyalkyl" refers to a hydroxyalkyl radical as defined above containing seven to twelve carbon atoms. The alkyl part of the C₇-C₁₂hydroxyalkyl radical may be optionally substituted as defined above for an alkyl group.

"Hydroxyalkenyl" refers to a radical of the formula -R_c-OH where R_c is an alkenyl radical as defined above. The hydroxy group may be attached to the alkenyl radical on any carbon within the alkenyl radical. The alkenyl part of the hydroxyalkenyl group may be optionally substituted as defined above for an alkenyl group.

"C₂-C₁₂hydroxyalkenyl" refers to a hydroxyalkenyl radical as defined above containing two to twelve carbon atoms. The alkenyl part of the C₂-C₁₂hydroxyalkenyl radical may be optionally substituted as defined above for an alkenyl group.

"C₃-C₁₂hydroxyalkenyl" refers to a hydroxyalkenyl radical as defined above containing three to twelve carbon atoms. The alkenyl part of the C₃-C₁₂hydroxyalkenyl radical may be optionally substituted as defined above for an alkenyl group.

"Hydroxyl-C₁-C₆-alkyl" refers to a radical of the formula -R_h-OH where R_h is an unbranched alkyl radical having one to six carbons and the hydroxy radical is attached to the terminal carbon.

"Trihaloalkyl" refers to an alkyl radical, as defined above, that is substituted by three halo radicals, as defined above, e.g., trifluoromethyl. The alkyl part of the trihaloalkyl radical may be optionally substituted as defined above for an alkyl group.

"C₁-C₆trihaloalkyl" refers to a trihaloalkyl radical as defined above having one to six carbon atoms. The C₁-C₆trihaloalkyl may be optionally substituted as defined above for a trihaloalkyl group.

"Trihaloalkoxy" refers to a radical of the formula -OR_g where R_g is a trihaloalkyl group as defined above. The trihaloalkyl part of the trihaloalkoxy group may be optionally substituted as defined above for a trihaloalkyl group.

"C₁-C₆trihaloalkoxy" refers to a trihaloalkoxy radical as defined above having one to six carbon atoms. The C₁-C₆trihaloalkoxy group may be optionally substituted as defined above for a trihaloalkoxy group.

"A multi-ring structure" refers to a multicyclic ring system comprised of two to four rings wherein the rings are independently selected from cycloalkyl, aryl, heterocyclyl or heteroaryl as defined above. Each cycloalkyl may be optionally substituted as defined above for a cycloalkyl group. Each aryl may be optionally substituted as defined above for an aryl group. Each heterocyclyl may be optionally

substituted as defined above for a heterocyclyl group. Each heteroaryl may be optionally substituted as defined above for a heteroaryl group. The rings may be attached to other through direct bonds or some or all of the rings may be fused to each other. Examples include, but are not limited to a cycloalkyl radical substituted by aryl
5 group; a cycloalkyl group substituted by an aryl group, which, in turn, is substituted by another aryl group; and so forth.

"Prodrugs" is meant to indicate a compound that may be converted under physiological conditions or by solvolysis to a biologically active compound of the invention. Thus, the term "prodrug" refers to a metabolic precursor of a compound of the
10 invention that is pharmaceutically acceptable. A prodrug may be inactive when administered to a subject in need thereof, but is converted *in vivo* to an active compound of the invention. Prodrugs are typically rapidly transformed *in vivo* to yield the parent compound of the invention, for example, by hydrolysis in blood. The prodrug compound often offers advantages of solubility, tissue compatibility or delayed release in a
15 mammalian organism (see, Bundgard, H., Design of Prodrugs (1985), pp. 7-9, 21-24 (Elsevier, Amsterdam).

A discussion of prodrugs is provided in Higuchi, T., *et al.*, "Pro-drugs as Novel Delivery Systems," A.C.S. Symposium Series, Vol. 14, and in Bioreversible Carriers in Drug Design, ed. Edward B. Roche, American Pharmaceutical Association and
20 Pergamon Press, 1987, both of which are incorporated in full by reference herein.

The term "prodrug" is also meant to include any covalently bonded carriers which release the active compound of the invention *in vivo* when such prodrug is administered to a mammalian subject. Prodrugs of a compound of the invention may be prepared by modifying functional groups present in the compound of the invention in such a way that
25 the modifications are cleaved, either in routine manipulation or *in vivo*, to the parent compound of the invention. Prodrugs include compounds of the invention wherein a hydroxy, amino or mercapto group is bonded to any group that, when the prodrug of the compound of the invention is administered to a mammalian subject, cleaves to form a free hydroxy, free amino or free mercapto group, respectively. Examples of prodrugs include,
30 but are not limited to, acetate, formate and benzoate derivatives of alcohol or amine functional groups in the compounds of the invention and the like.

"Stable compound" and "stable structure" are meant to indicate a compound that is sufficiently robust to survive isolation to a useful degree of purity from a reaction mixture, and formulation into an efficacious therapeutic agent.

35 "Mammal" includes humans and domestic animals, such as cats, dogs, swine,

cattle, sheep, goats, horses, rabbits, and the like.

"Optional" or "optionally" means that the subsequently described event of circumstances may or may not occur, and that the description includes instances where said event or circumstance occurs and instances in which it does not. For example,

5 "optionally substituted aryl" means that the aryl radical may or may not be substituted and that the description includes both substituted aryl radicals and aryl radicals having no substitution.

"Pharmaceutically acceptable carrier, diluent or excipient" includes without limitation any adjuvant, carrier, excipient, glidant, sweetening agent, diluent, preservative,
10 dye/colorant, flavor enhancer, surfactant, wetting agent, dispersing agent, suspending agent, stabilizer, isotonic agent, solvent, or emulsifier which has been approved by the United States Food and Drug Administration as being acceptable for use in humans or domestic animals.

"Pharmaceutically acceptable salt" includes both acid and base addition salts.

15 "Pharmaceutically acceptable acid addition salt" refers to those salts which retain the biological effectiveness and properties of the free bases, which are not biologically or otherwise undesirable, and which are formed with inorganic acids such as, but not limited to, hydrochloric acid, hydrobromic acid, sulfuric acid, nitric acid, phosphoric acid and the like, and organic acids such as, but not limited to, acetic acid, 2,2-dichloroacetic acid,
20 adipic acid, alginic acid, ascorbic acid, aspartic acid, benzenesulfonic acid, benzoic acid, 4-acetamidobenzoic acid, camphoric acid, camphor-10-sulfonic acid, capric acid, caproic acid, caprylic acid, carbonic acid, cinnamic acid, citric acid, cyclamic acid, dodecylsulfuric acid, ethane-1,2-disulfonic acid, ethanesulfonic acid, 2-hydroxyethanesulfonic acid, formic acid, fumaric acid, galactaric acid, gentisic acid, glucoheptonic acid, gluconic acid,
25 glucuronic acid, glutamic acid, glutaric acid, 2-oxo-glutaric acid, glycerophosphoric acid, glycolic acid, hippuric acid, isobutyric acid, lactic acid, lactobionic acid, lauric acid, maleic acid, malic acid, malonic acid, mandelic acid, methanesulfonic acid, mucic acid, naphthalene-1,5-disulfonic acid, naphthalene-2-sulfonic acid, 1-hydroxy-2-naphthoic acid, nicotinic acid, oleic acid, orotic acid, oxalic acid, palmitic acid, pamoic acid, propionic acid,
30 pyroglutamic acid, pyruvic acid, salicylic acid, 4-aminosalicylic acid, sebacic acid, stearic acid, succinic acid, tartaric acid, thiocyanic acid, *p*-toluenesulfonic acid, trifluoroacetic acid, undecylenic acid, and the like.

"Pharmaceutically acceptable base addition salt" refers to those salts which retain the biological effectiveness and properties of the free acids, which are not biologically or
35 otherwise undesirable. These salts are prepared from addition of an inorganic base or an

organic base to the free acid. Salts derived from inorganic bases include, but are not limited to, the sodium, potassium, lithium, ammonium, calcium, magnesium, iron, zinc, copper, manganese, aluminum salts and the like. Preferred inorganic salts are the ammonium, sodium, potassium, calcium, and magnesium salts. Salts derived from
5 organic bases include, but are not limited to, salts of primary, secondary, and tertiary amines, substituted amines including naturally occurring substituted amines, cyclic amines and basic ion exchange resins, such as ammonia, isopropylamine, trimethylamine, diethylamine, triethylamine, tripropylamine, diethanolamine, ethanolamine, deanol, 2-dimethylaminoethanol, 2-diethylaminoethanol,
10 dicyclohexylamine, lysine, arginine, histidine, caffeine, procaine, hydrabamine, choline, betaine, benethamine, benzathine, ethylenediamine, glucosamine, methylglucamine, theobromine, triethanolamine, tromethamine, purines, piperazine, piperidine, *N*-ethylpiperidine, polyamine resins and the like. Particularly preferred organic bases are isopropylamine, diethylamine, ethanolamine, trimethylamine, dicyclohexylamine, choline
15 and caffeine.

Often crystallizations produce a solvate of the compound of the invention. As used herein, the term "solvate" refers to an aggregate that comprises one or more molecules of a compound of the invention with one or more molecules of solvent. The solvent may be water, in which case the solvate may be a hydrate. Alternatively, the
20 solvent may be an organic solvent. Thus, the compounds of the present invention may exist as a hydrate, including a monohydrate, dihydrate, hemihydrate, sesquihydrate, trihydrate, tetrahydrate and the like, as well as the corresponding solvated forms. The compound of the invention may be true solvates, while in other cases, the compound of the invention may merely retain adventitious water or be a mixture of water plus
25 some adventitious solvent.

A "pharmaceutical composition" refers to a formulation of a compound of the invention and a medium generally accepted in the art for the delivery of the biologically active compound to mammals, e.g., humans. Such a medium includes all pharmaceutically acceptable carriers, diluents or excipients therefor.

30 "Therapeutically effective amount" refers to that amount of a compound of the invention which, when administered to a mammal, preferably a human, is sufficient to effect treatment, as defined below, of an SCD-mediated disease or condition in the mammal, preferably a human. The amount of a compound of the invention which constitutes a "therapeutically effective amount" will vary depending on the compound, the
35 condition and its severity, and the age of the mammal to be treated, but can be

determined routinely by one of ordinary skill in the art having regard to his own knowledge and to this disclosure.

"Treating" or "treatment" as used herein covers the treatment of the disease or condition of interest in a mammal, preferably a human, having the disease or disorder of interest, and includes:

- (i) preventing the disease or condition from occurring in a mammal, in particular, when such mammal is predisposed to the condition but has not yet been diagnosed as having it;
- (ii) inhibiting the disease or condition, *i.e.*, arresting its development; or
- (iii) relieving the disease or condition, *i.e.*, causing regression of the disease or condition.

As used herein, the terms "disease" and "condition" may be used interchangeably or may be different in that the particular malady or condition may not have a known causative agent (so that etiology has not yet been worked out) and it is therefore not yet recognized as a disease but only as an undesirable condition or syndrome, wherein a more or less specific set of symptoms have been identified by clinicians.

The compounds of the invention, or their pharmaceutically acceptable salts may contain one or more asymmetric centers and may thus give rise to enantiomers, diastereomers, and other stereoisomeric forms that may be defined, in terms of absolute stereochemistry, as (*R*)- or (*S*)- or, as (*D*)- or (*L*)- for amino acids. The present invention is meant to include all such possible isomers, as well as their racemic and optically pure forms. Optically active (+) and (-), (*R*)- and (*S*)-, or (*D*)- and (*L*)- isomers may be prepared using chiral synthons or chiral reagents, or resolved using conventional techniques, such as HPLC using a chiral column. When the compounds described herein contain olefinic double bonds or other centers of geometric asymmetry, and unless specified otherwise, it is intended that the compounds include both *E* and *Z* geometric isomers. Likewise, all tautomeric forms are also intended to be included.

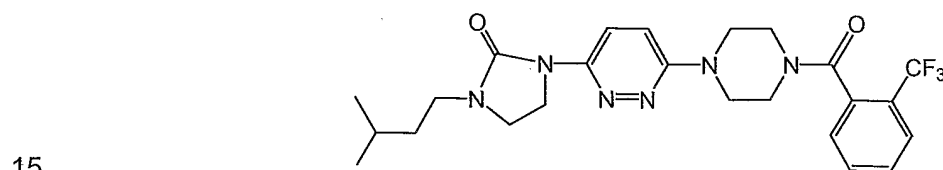
A "stereoisomer" refers to a compound made up of the same atoms bonded by the same bonds but having different three-dimensional structures, which are not interchangeable. The present invention contemplates various stereoisomers and mixtures thereof and includes "enantiomers", which refers to two stereoisomers whose molecules are nonsuperimposable mirror images of one another.

A "tautomer" refers to a proton shift from one atom of a molecule to another

atom of the same molecule. The present invention includes tautomers of any said compounds.

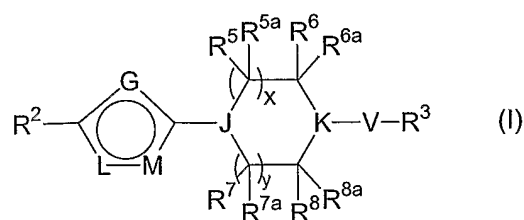
The chemical naming protocol and structure diagrams used herein employ and rely the chemical naming features as utilized by Chemdraw version 7.0.1 (available
 5 from Cambridgesoft Corp., Cambridge, MA). For complex chemical names employed herein, a substituent group is named before the group to which it attaches. For example, cyclopropylethyl comprises an ethyl backbone with cyclopropyl substituent. In chemical structure diagrams, all bonds are identified, except for some carbon atoms which are assumed to be bonded to sufficient hydrogen atoms to complete the
 10 valency.

For example, a compound of formula (I) where x and y are both 1; J and K are both N; L and M are both -N=; G is -C(H)=C(H)-; V is -C(O)-; R³ is 2-trifluoromethylphenyl; R² is 3-methylbutylimidazolidin-2-onyl; and R⁵, R^{5a}, R⁶, R^{6a}, R⁷, R^{7a}, R⁸ and R^{8a} are each hydrogen, *i.e.*, a compound of the following formula:



is named herein as (1-(3-methylbutyl)-3-{6-[4-(2-trifluoromethylbenzoyl)piperazin-1-yl]pyridazin-3-yl}imidazolidin-2-one).

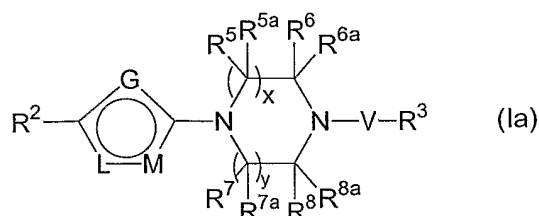
Certain radical groups of the compounds of the invention are depicted herein as linkages between two parts of the compounds of the invention. For example, in the
 20 following formula (I):



V is described as -C(O)-, or -C(S)-. This description is meant to describe a V group attached to the R³ group as follows: -C(O)-R³, or -C(S)-R³. In other words, the description of the V linkage groups is meant to be read from left to right in view of
 25 formula (I) as depicted above.

Embodiments of the Invention

Of the compound of formula (I) as set forth above in the Summary of the Invention, one embodiment includes compounds of formula (I) where J and K are both N, *i.e.*, a compound having the following formula (Ia):



5

Of this group of compounds, a subgroup of compounds includes those compounds wherein x and y are each 1; G is $-C(R^4)=C(R^4)-$; L and M are both $-N=$; or L is $-C(R^4)=$ and M is $-N=$ or L is $-N=$ and M is $-C(R^4)=$; V is $-C(O)-$; R^2 is selected from the group consisting of aryl, C_3-C_{12} heterocyclyl and C_1-C_{12} heteroaryl; R^3 is selected from the group consisting of C_1-C_{12} alkyl, C_2-C_{12} alkenyl, C_2-C_{12} hydroxyalkyl, C_2-C_{12} hydroxyalkenyl, C_2-C_{12} alkoxyalkyl, C_3-C_{12} cycloalkyl, C_4-C_{12} cycloalkylalkyl, aryl, C_7-C_{19} aralkyl, C_3-C_{12} heterocyclyl, C_3-C_{12} heterocyclylalkyl, C_1-C_{12} heteroaryl and C_3-C_{12} heteroarylalkyl; each R^4 is independently selected from hydrogen, fluoro, chloro, C_1-C_{12} alkyl, C_1-C_{12} alkoxy, haloalkyl, cyano, nitro or $-N(R^9)_2$; and R^5 , R^{5a} , R^6 , R^{6a} , R^7 , R^{7a} , R^8 and R^{8a} are each independently selected from hydrogen or C_1-C_3 alkyl.

15

Of this subgroup of compounds, a set of compounds includes those compounds where L and M are both $-N=$.

Of this set of compounds, a subset of compounds includes those compounds where R^2 is aryl.

20

Specific embodiments of this subset of compounds include the following compound:

[4-(6-Phenylpyridazin-3-yl)piperazin-1-yl]-(2-trifluoromethylphenyl)methanone.

Of the set of compounds set forth above, another subset of compounds includes those compounds where R^2 is C_1-C_{12} heteroaryl.

25

Specific embodiments of this subset of compounds include the following compounds:

{4-[6-(3-Pentyl[1,2,4]oxadiazol-5-yl)pyridazin-3-yl]piperazin-1-yl}-(2-trifluoromethylphenyl)methanone;

30

{4-[6-(3-Propyl[1,2,4]oxadiazol-5-yl)pyridazin-3-yl]piperazin-1-yl}-(2-trifluoromethylphenyl)methanone;

- (4-[6-[3-(3-Methyl-butyl)-[1,2,4]oxadiazol-5-yl]-pyridazin-3-yl]-piperazin-1-yl)-(2-trifluoromethyl-phenyl)-methanone;
- {4-[6-(5-Butyl[1,2,4]oxadiazol-3-yl]pyridazin-3-yl]piperazin-1-yl}(2-trifluoromethyl-phenyl)methanone;
- 5 {4-[6-(5-Ethyl[1,2,4]oxadiazol-3-yl]pyridazin-3-yl]piperazin-1-yl}(2-trifluoromethyl-phenyl)methanone;
- {4-(6-Pyridin-2-yl-pyridazin-3-yl)-piperazin-1-yl}-(2-trifluoromethyl-phenyl)-methanone;
- {4-[6-(1H-Benzoimidazol-2-yl)-pyridazin-3-yl]-piperazin-1-yl}-(2-trifluoromethylphenyl)-methanone;
- 10 {4-[6-(6-Chloro-1H-benzoimidazol-2-yl)-pyridazin-3-yl]-piperazin-1-yl}-(2-trifluoromethylphenyl)-methanone;
- {4-[6-(4-Methyl-1*H*-imidazol-2-yl)pyridazin-3-yl]piperazin-1-yl}(2-trifluoromethylphenyl)methanone;
- 15 (5-Fluoro-2-trifluoromethylphenyl)-{4-[6-(5-phenyloxazol-2-yl)pyridazin-3-yl]piperazin-1-yl}methanone;
- (5-Fluoro-2-trifluoromethylphenyl)-{4-[6-(4-methyl-1*H*-imidazol-2-yl)pyridazin-3-yl]piperazin-1-yl}methanone;
- (5-Fluoro-2-trifluoromethylphenyl)-{4-[6-(4-propyl-1*H*-imidazol-2-yl)pyridazin-3-yl]piperazin-1-yl}methanone; and
- 20 {4-[6-(4-Propyl-1*H*-imidazol-2-yl)pyridazin-3-yl]-piperazin-1-yl}-(2-trifluoromethylphenyl)methanone.

Of the set of compounds set forth above, another subset of compounds includes those compounds where R² is C₃-C₁₂heterocyclyl.

- 25 Specific embodiments of this subset of compounds include the following compounds:

- {4-[6-(4-Methyl-4,5-dihydro-1*H*-imidazol-2-yl)pyridazin-3-yl]piperazin-1-yl}(2-trifluoromethylphenyl)methanone;
- 1-{6-[4-(2-Trifluoromethyl-benzoyl)-piperazin-1-yl]-pyridazin-3-yl}-imidazolidin-2-one;
- 30 one;
- 1-(3-Methyl-butyl)-3-{6-[4-(2-trifluoromethyl-benzoyl)-piperazin-1-yl]-pyridazin-3-yl}-imidazolidin-2-one;
- 1-Pentyl-3-{6-[4-(2-trifluoromethyl-benzoyl)-piperazin-1-yl]-pyridazin-3-yl}-imidazolidin-2-one;
- 35 1-Ethyl-3-{6-[4-(2-trifluoromethyl-benzoyl)-piperazin-1-yl]-pyridazin-3-yl}-

imidazolidin-2-one; and

1-Methyl-3-{6-[4-(2-trifluoromethyl-benzoyl)-piperazin-1-yl]-pyridazin-3-yl}-imidazolidin-2-one.

Of the subgroup of compounds set forth above, another set of compounds includes those compounds where L is $-C(R^4)=$ and M is $-N=$ or L is $-N=$ and M is $-C(R^4)=$.

Of this set of compounds, a subset of compounds includes those compounds where R^2 is R^2 is C_1 - C_{12} heteroaryl or C_3 - C_{12} heterocyclyl.

Specific embodiments of this subset of compounds include the following compound:

(4-[2,3']Bipyridinyl-6'-yl-piperazin-1-yl)-(2-trifluoromethylphenyl)-methanone; {4-[5-(1H-Benzoimidazol-2-yl)-pyridin-2-yl]-piperazin-1-yl)-(2-trifluoromethylphenyl)-methanone;

(5-Fluoro-2-trifluoromethylphenyl)-{4-[5-(5-methyl-4,5-dihydro-1H-imidazol-2-yl)pyridin-2-yl]piperazin-1-yl}methanone;

(5-Fluoro-2-trifluoromethylphenyl)-{4-[5-(5-methyl-1H-imidazol-2-yl)pyridin-2-yl]piperazin-1-yl}methanone; and

(5-Fluoro-2-trifluoromethylphenyl)-{4-[5-(5-propyl-1H-imidazol-2-yl)pyridin-2-yl]piperazin-1-yl}methanone.

In yet another embodiment of the invention, a group of compounds of formula (I) is directed to compounds where K is N and V is a direct bond, $-C(O)-$, $-C(O)O-$, $-C(S)-$, $-C(O)N(R^1)-$, $-S(O)_p-$ (where p is 1 or 2) or $-S(O)_pN(R^1)-$ (where p is 1 or 2).

In yet another embodiment of the invention, a group of compounds of formula (I) is directed to compounds K is $C(R^{10})$ and V is a direct bond, $-N(R^1)-$, $-N(R^1)C(O)-$, $-O-$, $-C(O)-$, $-C(O)O-$, $-C(S)-$, $-C(O)N(R^1)-$, $-S(O)_p-$ (where p is 1 or 2) or $-S(O)_pN(R^1)-$ (where p is 1 or 2).

Preparation and use of specific embodiments of the compounds of formula (I) are disclosed herein in the Reaction Schemes, Preparations and Examples set forth below.

In one embodiment, the methods of the invention are directed towards the treatment and/or prevention of diseases mediated by stearoyl-CoA desaturase (SCD), especially human SCD (hSCD), preferably diseases related to dyslipidemia and disorders of lipid metabolism, and especially a disease related to elevated plasma lipid levels, cardiovascular disease, diabetes, obesity, metabolic syndrome and the like by administering an effective amount of a compound of the invention.

The present invention also relates to pharmaceutical composition containing the compounds of the invention. In one embodiment, the invention relates to a composition comprising compounds of the invention in a pharmaceutically acceptable carrier and in an amount effective to modulate triglyceride level or to treat diseases
5 related to dyslipidemia and disorders of lipid metabolism, when administered to an animal, preferably a mammal, most preferably a human patient. In an embodiment of such composition, the patient has an elevated lipid level, such as elevated triglycerides or cholesterol, before administration of said compound of the invention and the compound of the invention is present in an amount effective to reduce said lipid level.

10 Utility and Testing of the Compounds of the Invention

The present invention relates to compounds, pharmaceutical compositions and methods of using the compounds and pharmaceutical compositions for the treatment and/or prevention of diseases mediated by stearoyl-CoA desaturase (SCD), especially human SCD (hSCD), preferably diseases related to dyslipidemia and disorders of lipid
15 metabolism, and especially a disease related to elevated plasma lipid levels, especially cardiovascular disease, diabetes, obesity, metabolic syndrome and the like, by administering to a patient in need of such treatment an effective amount of an SCD-modulating, especially inhibiting, agent.

In general, the present invention provides a method for treating a patient for, or
20 protecting a patient from developing, a disease related to dyslipidemia and/or a disorder of lipid metabolism, wherein lipid levels in an animal, especially a human being, are outside the normal range (*i.e.*, abnormal lipid level, such as elevated plasma lipid levels), especially levels higher than normal, preferably where said lipid is a fatty acid, such as a free or complexed fatty acid, triglycerides, phospholipids, or
25 cholesterol, such as where LDL-cholesterol levels are elevated or HDL-cholesterol levels are reduced, or any combination of these, where said lipid-related condition or disease is an SCD-mediated disease or condition, comprising administering to an animal, such as a mammal, especially a human patient, a therapeutically effective amount of a compound of the invention or a pharmaceutical composition comprising a
30 compound of the invention wherein the compound modulates the activity of SCD, preferably human SCD1.

The compounds of the invention modulate, preferably inhibit, the activity of human SCD enzymes, especially human SCD1.

The general value of the compounds of the invention in modulating, especially

inhibiting, the activity of SCD can be determined using the assay described below in Example 13. Alternatively, the general value of the compounds in treating disorders and diseases may be established in industry standard animal models for demonstrating the efficacy of compounds in treating obesity, diabetes or elevated
5 triglyceride or cholesterol levels or for improving glucose tolerance. Such models include Zucker obese *fa/fa* rats (available from Harlan Sprague Dawley, Inc. (Indianapolis, Indiana)), or the Zucker diabetic fatty rat (ZDF/GmiCrl-*fa/fa*) (available from Charles River Laboratories (Montréal, Quebec)).

The compounds of the instant invention are inhibitors of delta-9 desaturases
10 and are useful for treating diseases and disorders in humans and other organisms, including all those human diseases and disorders which are the result of aberrant delta-9 desaturase biological activity or which may be ameliorated by modulation of delta-9 desaturase biological activity.

As defined herein, an SCD-mediated disease or condition includes but is not
15 limited to a disease or condition which is, or is related to, cardiovascular disease, dyslipidemias (including but not limited to disorders of serum levels of triglycerides, hypertriglyceridemia, VLDL, HDL, LDL, fatty acid Desaturation Index (e.g. the ratio of 18:1/18:0 fatty acids, or other fatty acids, as defined elsewhere herein), cholesterol, and total cholesterol, hypercholesterolemia, as well as cholesterol disorders (including
20 disorders characterized by defective reverse cholesterol transport), familial combined hyperlipidemia, coronary artery disease, atherosclerosis, heart disease, cerebrovascular disease (including but not limited to stroke, ischemic stroke and transient ischemic attack (TIA)), peripheral vascular disease, and ischemic retinopathy. In a preferred embodiment, compounds of the invention will, in a patient, increase HDL
25 levels and/or decrease triglyceride levels and/or decrease LDL or non-HDL-cholesterol levels.

An SCD-mediated disease or condition also includes metabolic syndrome (including but not limited to dyslipidemia, obesity and insulin resistance, hypertension, microalbuminemia, hyperuricaemia, and hypercoagulability), Syndrome X, diabetes,
30 insulin resistance, decreased glucose tolerance, non-insulin-dependent diabetes mellitus, Type II diabetes, Type I diabetes, diabetic complications, body weight disorders (including but not limited to obesity, overweight, cachexia and anorexia), weight loss, body mass index and leptin related diseases. In a preferred embodiment, compounds of the invention will be used to treat diabetes mellitus and
35 obesity.

As used herein, the term "metabolic syndrome" is a recognized clinical term used to describe a condition comprising combinations of Type II diabetes, impaired glucose tolerance, insulin resistance, hypertension, obesity, increased abdominal girth, hypertriglyceridemia, low HDL, hyperuricaemia, hypercoagulability and/or
5 microalbuminemia.

An SCD-mediated disease or condition also includes fatty liver, hepatic steatosis, hepatitis, non-alcoholic hepatitis, non-alcoholic steatohepatitis (NASH), alcoholic hepatitis, acute fatty liver, fatty liver of pregnancy, drug-induced hepatitis, erythrohepatic protoporphyria, iron overload disorders, hereditary hemochromatosis,
10 hepatic fibrosis, hepatic cirrhosis, hepatoma and conditions related thereto.

An SCD-mediated disease or condition also includes but is not limited to a disease or condition which is, or is related to primary hypertriglyceridemia, or hypertriglyceridemia secondary to another disorder or disease, such as hyperlipoproteinemias, familial histiocytic reticulosis, lipoprotein lipase deficiency,
15 apolipoprotein deficiency (such as ApoCII deficiency or ApoE deficiency), and the like, or hypertriglyceridemia of unknown or unspecified etiology.

An SCD-mediated disease or condition also includes a disorder of polyunsaturated fatty acid (PUFA) disorder, or a skin disorder, including but not limited to eczema, acne, psoriasis, keloid scar formation or prevention, diseases related to
20 production or secretions from mucous membranes, such as monounsaturated fatty acids, wax esters, and the like.

An SCD-mediated disease or condition also includes inflammation, sinusitis, asthma, pancreatitis, osteoarthritis, rheumatoid arthritis, cystic fibrosis, and pre-menstrual syndrome.
25

An SCD-mediated disease or condition also includes but is not limited to a disease or condition which is, or is related to cancer, neoplasia, malignancy, metastases, tumours (benign or malignant), carcinogenesis, hepatomas and the like.

An SCD-mediated disease or condition also includes a condition where increasing lean body mass or lean muscle mass is desired, such as is desirable in
30 enhancing performance through muscle building. Myopathies and lipid myopathies such as carnitine palmitoyltransferase deficiency (CPT I or CPT II) are also included herein. Such treatments are useful in humans and in animal husbandry, including for administration to bovine, porcine or avian domestic animals or any other animal to reduce triglyceride production and/or provide leaner meat products and/or healthier
35 animals.

An SCD-mediated disease or condition also includes a disease or condition which is, or is related to, neurological diseases, psychiatric disorders, multiple sclerosis, eye diseases, and immune disorders.

An SCD-mediated disease or condition also includes a disease or condition
5 which is, or is related to, viral diseases or infections including but not limited to all positive strand RNA viruses, coronaviruses, SARS virus, SARS-associated coronavirus, Togaviruses, Picornaviruses, Coxsackievirus, Yellow Fever virus, Flaviviridae, ALPHAVIRUS (TOGAVIRIDAE) including Rubella virus, Eastern equine encephalitis virus, Western equine encephalitis virus, Venezuelan equine encephalitis
10 virus, Sindbis virus, Semliki forest virus, Chikungunya virus, O'nyong'nyong virus, Ross river virus, Mayaro virus, Alphaviruses; ASTROVIRIDAE including Astrovirus, Human Astroviruses; CALICIVIRIDAE including Vesicular exanthema of swine virus, Norwalk virus, Calicivirus, Bovine calicivirus, Pig calcivirus, Hepatitis E; CORONAVIRIDAE including Coronavirus, SARS virus, Avian infectious bronchitis virus, Bovine
15 coronavirus, Canine coronavirus, Feline infectious peritonitis virus, Human coronavirus 299E, Human coronavirus OC43, Murine hepatitis virus, Porcine epidemic diarrhea virus, Porcine hemagglutinating encephalomyelitis virus, Porcine transmissible gastroenteritis virus, Rat coronavirus, Turkey coronavirus, Rabbit coronavirus, Berne virus, Breda virus; FLAVIVIRIDAE including Hepatitis C virus, West Nile virus, Yellow
20 Fever virus, St. Louis encephalitis virus, Dengue Group, Hepatitis G virus, Japanese B encephalitis virus, Murray Valley encephalitis virus, Central European tick-borne encephalitis virus, Far Eastern tick-borne encephalitis virus, Kyasanur forest virus, Louping ill virus, Powassan virus, Omsk hemorrhagic fever virus, Kumilinge virus, Absetarov anzalova hypr virus, Ilheus virus, Rocio encephalitis virus, Langat virus,
25 Pestivirus, Bovine viral diarrhea, Hog cholera virus, Rio Bravo Group, Tyuleniy Group, Ntaya Group, Uganda S Group, Modoc Group; PICORNAVIRIDAE including Coxsackie A virus, Rhinovirus, Hepatitis A virus, Encephalomyocarditis virus, Mengovirus, ME virus, Human poliovirus 1, Coxsackie B; POTYVIRIDAE including Potyvirus, Rymovirus, Bymovirus. Additionally it can be a disease or infection caused
30 by or linked to Hepatitis viruses, Hepatitis B virus, Hepatitis C virus, human immunodeficiency virus (HIV) and the like. Treatable viral infections include those where the virus employs an RNA intermediate as part of the replicative cycle (hepatitis or HIV); additionally it can be a disease or infection caused by or linked to RNA negative strand viruses such as influenza and parainfluenza viruses.

35 The compounds identified in the instant specification inhibit the desaturation of

various fatty acids (such as the C9-C10 desaturation of stearyl-CoA) which is accomplished by delta-9 desaturases, such as stearyl-CoA desaturase 1 (SCD1). As such these compounds inhibit the formation of various fatty acids and downstream metabolites thereof. This may lead to an accumulation of stearyl-CoA or palmitoyl-CoA and other upstream precursors of various fatty acids; which may possibly result in a negative feedback loop causing an overall change in fatty acid metabolism. Any of these consequences may ultimately be responsible for the overall therapeutic benefit provided by these compounds.

Typically, a successful SCD inhibitory therapeutic agent will meet some or all of the following criteria. Oral availability should be at or above 20%. Animal model efficacy is less than about 2 mg/Kg, 1 mg/Kg, or 0.5 mg/Kg and the target human dose is between 50 and 250 mg/70 Kg, although doses outside of this range may be acceptable. ("mg/Kg" means milligrams of compound per kilogram of body mass of the subject to whom it is being administered). The therapeutic index (or ratio of toxic dose to therapeutic dose) should be greater than 100. The potency (as expressed by IC₅₀ value) should be less than 10 μM, preferably below 1 μM and most preferably below 50 nM. The IC₅₀ ("Inhibitory Concentration – 50%") is a measure of the amount of compound required to achieve 50% inhibition of SCD activity, over a specific time period, in an SCD biological activity assay. Any process for measuring the activity of SCD enzymes, preferably mouse or human SCD enzymes, may be utilized to assay the activity of the compounds useful in the methods of the invention in inhibiting said SCD activity. Compounds of the invention demonstrate an IC₅₀ in a 15 minute microsomal assay of preferably less than 10 μM, less than 5 μM, less than 2.5 μM, less than 1 μM, less than 750 nM, less than 500 nM, less than 250 nM, less than 100 nM, less than 50 nM, and most preferably less than 20 nM. The compound of the invention may show reversible inhibition (i.e., competitive inhibition) and preferably does not inhibit other iron binding proteins. The required dosage should preferably be no more than about once or twice a day or at meal times.

The identification of compounds of the invention as SCD inhibitors was readily accomplished using the SCD enzyme and microsomal assay procedure described in Brownlie et al, *supra*. When tested in this assay, compounds of the invention had less than 50% remaining SCD activity at 10 μM concentration of the test compound, preferably less than 40% remaining SCD activity at 10 μM concentration of the test compound, more preferably less than 30% remaining SCD activity at 10 μM concentration of the test compound, and even more preferably less than 20%

remaining SCD activity at 10 μ M concentration of the test compound, thereby demonstrating that the compounds of the invention are potent inhibitors of SCD activity.

These results provide the basis for analysis of the structure-activity relationship (SAR) between test compounds and SCD. Certain R groups tend to provide more potent inhibitory compounds. SAR analysis is one of the tools those skilled in the art may now employ to identify preferred embodiments of the compounds of the invention for use as therapeutic agents.

Other methods of testing the compounds disclosed herein are also readily available to those skilled in the art. Thus, in addition, said contacting may be accomplished *in vivo*. In one such embodiment, said contacting in step (a) is accomplished by administering said chemical agent to an animal afflicted with a triglyceride (TG)- or very low density lipoprotein (VLDL)-related disorder and subsequently detecting a change in plasma triglyceride level in said animal thereby identifying a therapeutic agent useful in treating a triglyceride (TG)- or very low density lipoprotein (VLDL)-related disorder. In such embodiment, the animal may be a human, such as a human patient afflicted with such a disorder and in need of treatment of said disorder.

In specific embodiments of such *in vivo* processes, said change in SCD1 activity in said animal is a decrease in activity, preferably wherein said SCD1 modulating agent does not substantially inhibit the biological activity of a delta-5 desaturase, delta-6 desaturase or fatty acid synthetase.

The model systems useful for compound evaluation may include, but are not limited to, the use of liver microsomes, such as from mice that have been maintained on a high carbohydrate diet, or from human donors, including persons suffering from obesity. Immortalized cell lines, such as HepG2 (from human liver), MCF-7 (from human breast cancer) and 3T3-L1 (from mouse adipocytes) may also be used. Primary cell lines, such as mouse primary hepatocytes, are also useful in testing the compounds of the invention. Where whole animals are used, mice used as a source of primary hepatocyte cells may also be used wherein the mice have been maintained on a high carbohydrate diet to increase SCD activity in microsomes and/or to elevate plasma triglyceride levels (i.e., the 18:1/18:0 ratio); alternatively mice on a normal diet or mice with normal triglyceride levels may be used. Mouse models employing transgenic mice designed for hypertriglyceridemia are also available as is the mouse phenome database. Rabbits and hamsters are also useful as animal models,

especially those expressing CETP (cholesteryl ester transfer protein).

Another suitable method for determining the *in vivo* efficacy of the compounds of the invention is to indirectly measure their impact on inhibition of SCD enzyme by measuring a subject's Desaturation Index after administration of the compound.

5 "Desaturation Index" as employed in this specification means the ratio of the product over the substrate for the SCD enzyme as measured from a given tissue sample. This may be calculated using three different equations 18:1n-9/18:0 (oleic acid over stearic acid); 16:1n-7/16:0 (palmitoleic acid over palmitic acid); and/or 16:1n-7 + 18:1n-7/16:0 (measuring all reaction products of 16:0 desaturation over 16:0 substrate).

10 Desaturation Index is primarily measured in liver or plasma triglycerides, but may also be measured in other selected lipid fractions from a variety of tissues. Desaturation Index, generally speaking, is a tool for plasma lipid profiling.

A number of human diseases and disorders are the result of aberrant SCD1 biological activity and may be ameliorated by modulation of SCD1 biological activity using the therapeutic agents of the invention.

15 Inhibition of SCD expression may also affect the fatty acid composition of membrane phospholipids, as well as production or levels of triglycerides and cholesterol esters. The fatty acid composition of phospholipids ultimately determines membrane fluidity, while the effects on the composition of triglycerides and cholesterol esters can affect lipoprotein metabolism and adiposity.

In carrying out the procedures of the present invention it is of course to be understood that reference to particular buffers, media, reagents, cells, culture conditions and the like are not intended to be limiting, but are to be read so as to include all related materials that one of ordinary skill in the art would recognize as being of interest or value in the particular context in which that discussion is presented. For example, it is often possible to substitute one buffer system or culture medium for another and still achieve similar, if not identical, results. Those of skill in the art will have sufficient knowledge of such systems and methodologies so as to be able, without undue experimentation, to make such substitutions as will optimally serve their purposes in using the methods and procedures disclosed herein.

Pharmaceutical Compositions of the Invention and Administration

The present invention also relates to pharmaceutical composition containing the compounds of the invention disclosed herein. In one embodiment, the present invention relates to a composition comprising compounds of the invention in a

pharmaceutically acceptable carrier and in an amount effective to modulate triglyceride level or to treat diseases related to dyslipidemia and disorders of lipid metabolism, when administered to an animal, preferably a mammal, most preferably a human patient. In an embodiment of such composition, the patient has an elevated lipid level, such as elevated triglycerides or cholesterol, before administration of said compound of the invention and the compound of the invention is present in an amount effective to reduce said lipid level.

The pharmaceutical compositions useful herein also contain a pharmaceutically acceptable carrier, including any suitable diluent or excipient, which includes any pharmaceutical agent that does not itself induce the production of antibodies harmful to the individual receiving the composition, and which may be administered without undue toxicity. Pharmaceutically acceptable carriers include, but are not limited to, liquids, such as water, saline, glycerol and ethanol, and the like. A thorough discussion of pharmaceutically acceptable carriers, diluents, and other excipients is presented in REMINGTON'S PHARMACEUTICAL SCIENCES (Mack Pub. Co., N.J. current edition).

Those skilled in the art know how to determine suitable doses of the compounds for use in treating the diseases and disorders contemplated herein. Therapeutic doses are generally identified through a dose ranging study in humans based on preliminary evidence derived from animal studies. Doses must be sufficient to result in a desired therapeutic benefit without causing unwanted side-effects for the patient. The preferred dosage range for an animal is 0.001 mg/Kg to 10,000 mg/Kg, including 0.5 mg/Kg, 1.0 mg/Kg and 2.0 mg/Kg, though doses outside this range may be acceptable. The dosing schedule may be once or twice per day, although more often or less often may be satisfactory.

Those skilled in the art are also familiar with determining administration methods (oral, intravenous, inhalation, sub-cutaneous, etc.), dosage forms, suitable pharmaceutical excipients and other matters relevant to the delivery of the compounds to a subject in need thereof.

In an alternative use of the invention, the compounds of the invention can be used in *in vitro* or *in vivo* studies as exemplary agents for comparative purposes to find other compounds also useful in treatment of, or protection from, the various diseases disclosed herein.

Preparation of the Compounds of the Invention

It is understood that in the following description, combinations of substituents and/or variables of the depicted formulae are permissible only if such contributions result in stable compounds.

5 It will also be appreciated by those skilled in the art that in the process described below the functional groups of intermediate compounds may need to be protected by suitable protecting groups. Such functional groups include hydroxy, amino, mercapto and carboxylic acid. Suitable protecting groups for hydroxy include trialkylsilyl or diarylalkylsilyl (e.g., *t*-butyldimethylsilyl, *t*-butyldiphenylsilyl or
10 trimethylsilyl), tetrahydropyranyl, benzyl, and the like. Suitable protecting groups for amino, amidino and guanidino include *t*-butoxycarbonyl, benzyloxycarbonyl, and the like. Suitable protecting groups for mercapto include -C(O)-R" (where R" is alkyl, aryl or arylalkyl), *p*-methoxybenzyl, trityl and the like. Suitable protecting groups for carboxylic acid include alkyl, aryl or arylalkyl esters.

15 Protecting groups may be added or removed in accordance with standard techniques, which are well-known to those skilled in the art and as described herein.

The use of protecting groups is described in detail in Green, T.W. and P.G.M. Wutz, *Protective Groups in Organic Synthesis* (1999), 3rd Ed., Wiley. The protecting group may also be a polymer resin such as a Wang resin or a 2-chlorotrityl-chloride
20 resin.

It will also be appreciated by those skilled in the art, although such protected derivatives of compounds of this invention may not possess pharmacological activity as such, they may be administered to a mammal and thereafter metabolized in the body to form compounds of the invention which are pharmacologically active. Such
25 derivatives may therefore be described as "prodrugs". All prodrugs of compounds of this invention are included within the scope of the invention.

The following Reaction Schemes illustrate methods to make compounds of this invention. It is understood that one of those skilled in the art would be able to make these compounds by similar methods or by methods known to one skilled in the art. In
30 general, starting components may be obtained from sources such as Sigma Aldrich, Lancaster Synthesis, Inc., Maybridge, Matrix Scientific, TCI, and Fluorochem USA, etc. or synthesized according to sources known to those skilled in the art (see, e.g., *Advanced Organic Chemistry: Reactions, Mechanisms, and Structure*, 5th edition (Wiley, December 2000)) or prepared as described in this invention. R¹, R², R³, R⁴, R⁵,

R⁶, R⁷, R^{7a}, R⁸ and R^{8a} are defined in the following Reaction Schemes as in the Specification unless specifically defined otherwise. PG represents a protecting group such as BOC, benzyl group and the like.

5 Compounds of the invention may also be prepared by one skilled in the art by methods similar to those described in the following publications:

PCT Published Patent Application, WO 04/09587

PCT Published Patent Application, WO 03/91247

PCT Published Patent Application, WO 96/01822

PCT Published Patent Application, WO 96/01818

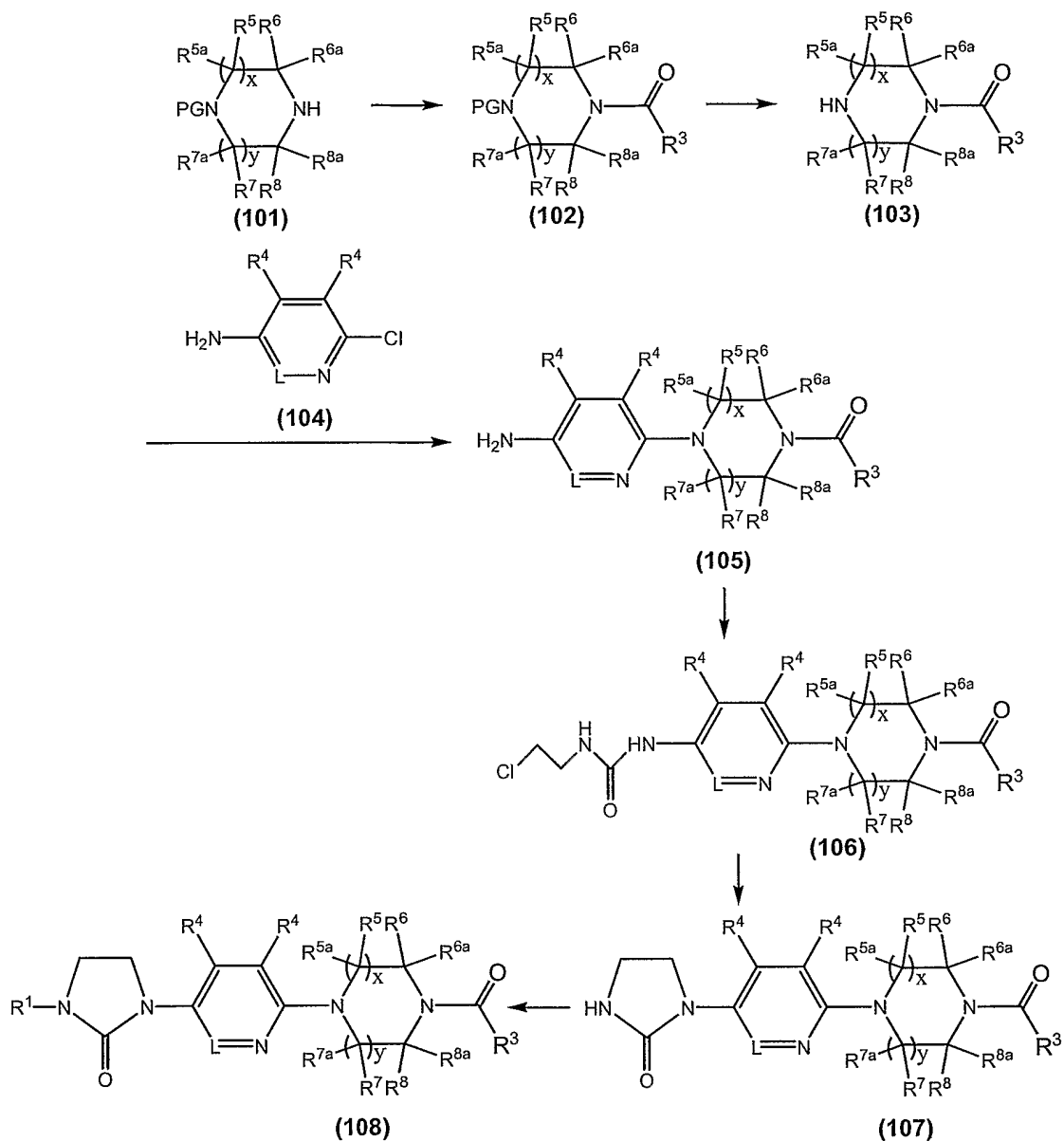
10 PCT Published Patent Application, WO 94/26720

German Patent No. 4423044

Japan Patent No. 10007572

In general, the compounds of formula (I) of this invention where G is
-C(R⁴)=C(R⁴)-; J and K are each N; M is -N=; V is -C(O)- and R² is an imidazolidinone
15 group can be synthesized following the general procedure as described in Reaction Scheme 1.

REACTION SCHEME 1



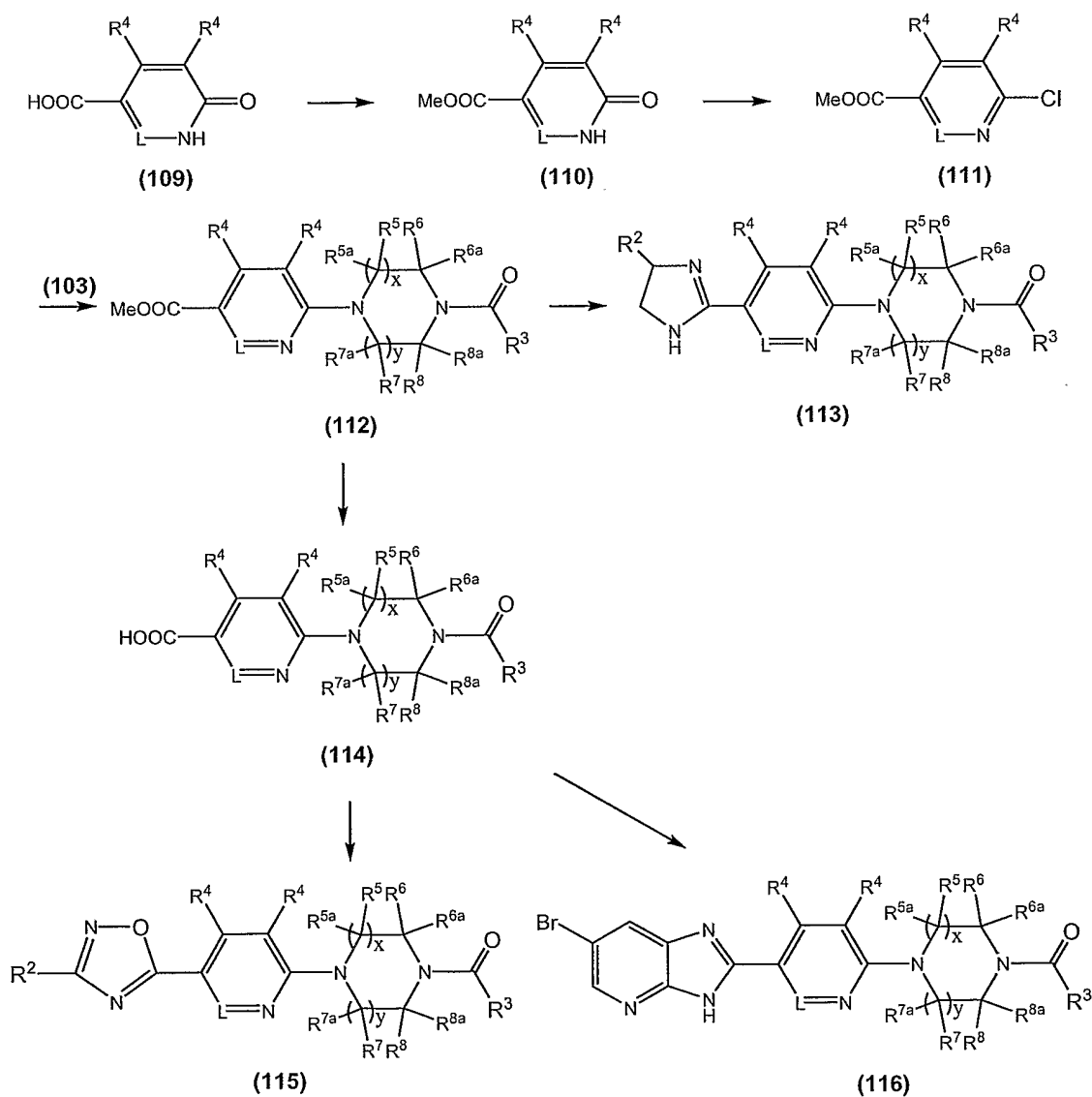
A protected piperazine **101** can react with an appropriate acyl chloride in the presence of a base such as, but not limited to, diisopropylethylamine in a solvent such as, but not limited to, dichloromethane to give the amide product **102**. The protecting group, generally being a *t*-butyloxycarbonyl group, in compound **102** can be removed to give the desired product **103** by using acidic conditions as described in Green, T.W. and P.G.M. Wutz, *Protective Groups in Organic Synthesis* (1999), 3rd Ed., Wiley. The mixture of **103** and chloroaminopyridazine **104** can be heated together to provide the coupled product **105**. Reaction of **105** with 2-chloroethylisocyanate in a solvent system of ethanol and dichloromethane gives the urea compound **106**, which can be treated

with a base such as potassium hydroxide in a solvent such as, but not limited to, butanol to form the imidazolidinone compound **107**. Alkylation of **107** with an appropriate alkyl halide in the presence of a base such as, but not limited to, sodium hydride in a solvent such as, but not limited to, *N,N*-dimethylformamide affords the final product **108**.

In general, the compounds of formula (I) of this invention where G is $-\text{C}(\text{R}^4)=\text{C}(\text{R}^4)-$; J and K are both N; M is $-\text{N}=\text{}$; V is $-\text{C}(\text{O})-$ and R^2 is an heterocyclic ring, for example, oxadiazole, pyridoimidazole or dihydroimidazole, can be synthesized following the general procedure as described in Reaction Scheme 2.

10

REACTION SCHEME 2



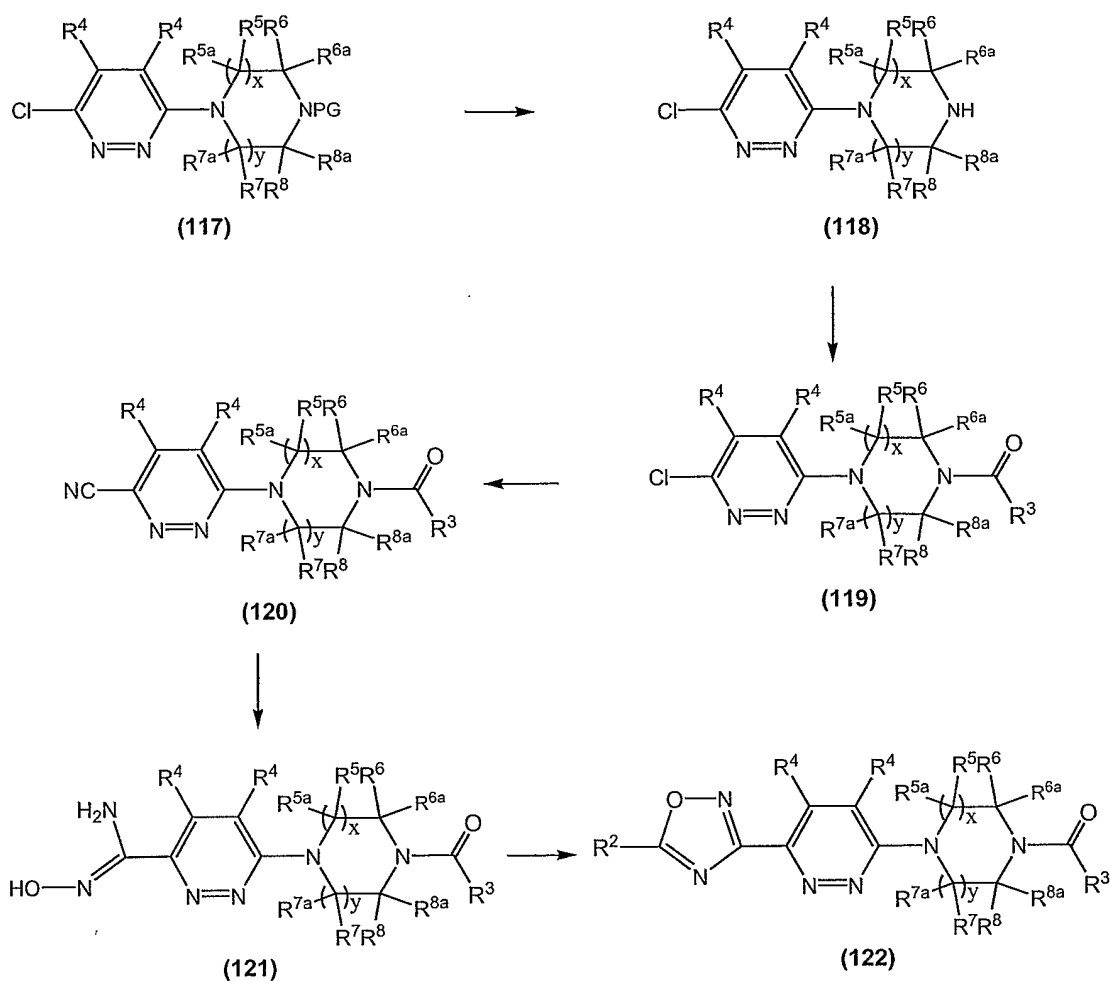
The starting materials for the above reaction scheme are commercially

available or can be prepared according to methods known to one skilled in the art or by methods disclosed herein. In general, the compounds of the invention are prepared in the above reaction scheme as follows:

Ester **110**, obtained from its corresponding acid **109** by the method known to one in the art, can be converted to the chloro compound **111** by treatment with phosphorous oxychloride. Reaction of the chloropyridazine compound **111** with the cyclic amine **103**, in a refluxing solvent such as, but not limited to, 1,4-dioxane in the presence of a base such as, but not limited to, 1,8-diazabicyclo[5,4,0]undec-7-ene or potassium carbonate and catalytic amount of tetra-*n*-butylammonium iodide gives compound **112**. Treatment of **112** with an appropriate diamine and then phosphorous oxychloride affords the dihydroimidazole compound **113**. Compound **112** can be hydrolyzed to acid **114** by the method known to one in the art. Reaction of acid **114** with an appropriate N-hydroxyamidine, obtained from a nitrile compound by the method known to one in the art, leads to the formation of oxadiazole compound **115**. Reaction of acid **114** with 5-bromopyridine-2,3-diamine in the presence of phosphorous oxychloride gives compound **116**.

In general, the compounds of formula (I) of this invention where G is $-C(R^4)=C(R^4)-$; J and K are both N; M is $-N=$; V is $-C(O)-$ and R^2 is an heterocyclic ring, for example, oxadiazole, can be synthesized following the general procedure as described in Reaction Scheme 3.

REACTION SCHEME 3



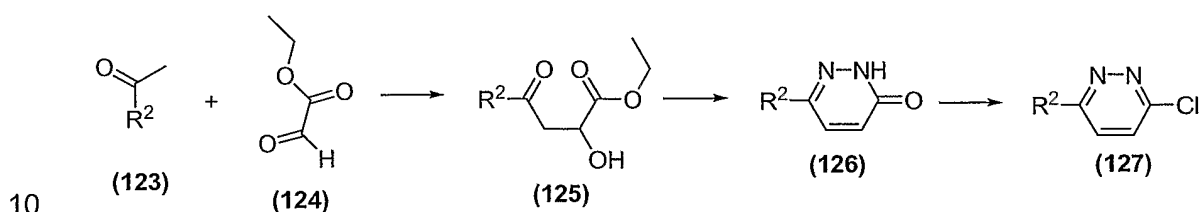
The starting materials for the above reaction scheme are commercially available or can be prepared according to methods known to one skilled in the art or by methods disclosed herein. In general, the compounds of the invention are prepared in the above reaction scheme as follows:

The protecting group, generally being a *t*-butyloxycarbonyl group, in compound **117** can be removed to give the desired product **118** by using acidic conditions as described in Green, T.W. and P.G.M. Wutz, *Protective Groups in Organic Synthesis* (1999), 3rd Ed., Wiley. Compound **118** can react with an appropriate acyl chloride in the presence of a base such as, but not limited to, diisopropylethylamine in a solvent such as, but not limited to, dichloromethane to give the amide product **119**. The chloro group in compound **119** can be converted to a cyano group by reaction with a palladium catalyst (e.g. tris(dibenzylideneacetone)dipalladium(0)), a ligand (e.g. 1,1'-bis(diphenylphosphino)ferrocene), Zn powder and $Zn(CN)_2$. Treatment of the cyano

compound **120** with hydroxylamine in the presence of a base such as, but not limited to, sodium ethoxide in ethanol provides the hydroxylamidine compound **121**. Reaction of **121** with an appropriate acyl chloride in the presence of a base such as, but not limited to, triethylamine in a solvent such as, but not limited to, dichloromethane leads to the formation of oxadiazole compound **122**.

In general, the intermediates for the synthesis of compounds of formula (I) of this invention can be synthesized following the general procedure as described in Reaction Scheme 4.

REACTION SCHEME 4

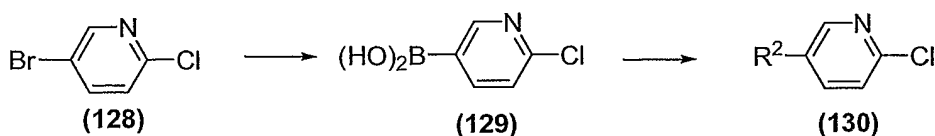


The starting materials for the above reaction scheme are commercially available or can be prepared according to methods known to one skilled in the art or by methods disclosed herein. In general, the compounds of the invention are prepared in the above reaction scheme as follows:

15 Reaction of an appropriate methyl ketone **123** with ethyl glyoxalate gives compound **125**, which can cyclize to form pyridazinone **126** with hydrazine in a solvent such as, but not limited to, butanol and subsequently to the chloropyridazine **127** by treatment with phosphorous oxychloride.

20 In general, the intermediates for the synthesis of compounds of formula (I) of this invention can be synthesized following the general procedure as described in Reaction Scheme 5.

REACTION SCHEME 5

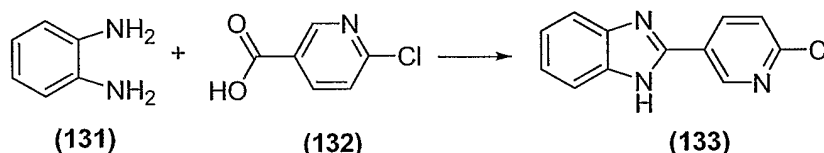


25 The starting materials for the above reaction scheme are commercially available or can be prepared according to methods known to one skilled in the art or by methods disclosed herein. In general, the compounds of the invention are prepared in the above reaction scheme as follows:

Treatment of the bromo compound **128** with a lithium reagent such as, but not limited to, butyllithium in a solvent such as tetrahydrofuran at low temperature (e.g. -78°C) followed by the addition of borate (e.g. trimethyl borate or triisopropyl borate) gives boronic acid **129** after acidic work-up. Suzuki reaction of **129** with an appropriate halide in the presence of palladium catalyst (e.g. tetrakis(triphenylphosphino)palladium(0) or tris(dibenzylideneacetone)dipalladium(0)), base (e.g. sodium carbonate) in a solvent such as, but not limited to, toluene, dimethoxyethane or *N,N*-dimethylformamide) affords compound **130**.

In general, the intermediates for the synthesis of compounds of formula (I) of this invention can be synthesized following the general procedure as described in Reaction Scheme 6.

REACTION SCHEME 6

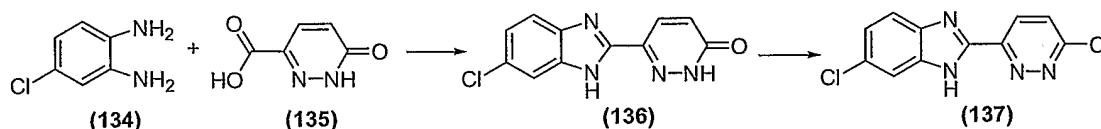


The starting materials for the above reaction scheme are commercially available or can be prepared according to methods known to one skilled in the art or by methods disclosed herein. In general, the compounds of the invention are prepared in the above reaction scheme as follows:

Reaction of diamine **131** with acid **132** in the presence of polyphosphoric acid gives the benzimidazole compound **133**.

In general, the intermediates for the synthesis of compounds of formula (I) of this invention can be synthesized following the general procedure as described in Reaction Scheme 7.

REACTION SCHEME 7



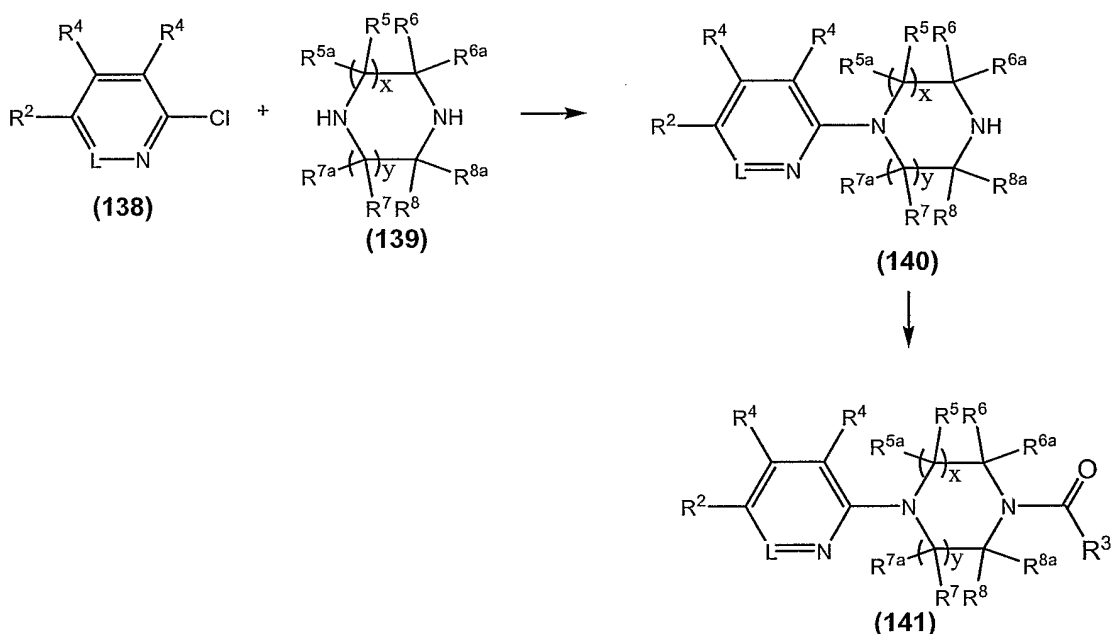
The starting materials for the above reaction scheme are commercially available or can be prepared according to methods known to one skilled in the art or by methods disclosed herein. In general, the compounds of the invention are prepared in the above reaction scheme as follows:

Reaction of diamine **134** with pyridazinone acid **135** in the presence of

polyphosphoric acid gives the benzimidazole compound **136**. The pyridazinone **136** can be converted to the chloropyridazine compound **137** by treatment with phosphorous oxychloride and phosphorous pentachloride in a solvent such as, but not limited to, chloroform.

- 5 In general, the compounds of formula (I) of this invention where G is $-C(R^4)=C(R^4)-$; J and K are both N; M is $-N=$; V is $-C(O)-$ can be synthesized following the general procedure as described in Reaction Scheme 8.

REACTION SCHEME 8



- 10 The starting materials for the above reaction scheme are commercially available or can be prepared according to methods known to one skilled in the art or by methods disclosed herein. In general, the compounds of the invention are prepared in the above reaction scheme as follows:

- 15 Reaction of the intermediates **138** obtained above (Schemes 4-7) with piperazine **139** in a solvent such as, but not limited to, *N*-methylpyrrolidinone gives coupled product **140**, which can react with an appropriate acyl chloride in the presence of a base such as, but not limited to, diisopropylethylamine in a solvent such as, but not limited to, dichloromethane to give the amide product **141**.

- 20 Although anyone skilled in the art is capable of preparing the compounds of the invention according to the general techniques disclosed above, more specific details on synthetic techniques for compounds of the invention are provided elsewhere in this specification for convenience. Again, all reagents and reaction conditions employed in

synthesis are known to those skilled in the art and are available from ordinary commercial sources.

PREPARATION 1

SYNTHESIS OF [4-(6-AMINOPYRIDAZIN-3-YL)PIPERAZIN-1-YL]-(2- 5 TRIFLUOROMETHYLPHENYL)METHANONE

A. To a stirred solution of 1-Boc-piperazine (1.96 g, 10.5 mmol) in dichloromethane (50 mL) was added 2-trifluoromethylbenzoyl chloride (2.09 g, 10.0 mmol) as a dichloromethane solution in the presence of triethylamine (3 mL) at 0°C. The resulting mixture was stirred at ambient temperature for 18 hours and then
10 quenched with water (25 mL). The organic phase was washed with water, brine, dried over MgSO₄ and then concentrated *in vacuo* to afford the desired product as a pall yellow solid used for next step reaction without further purification.

B. A solution of the compound obtained above (10 mmol) in 50 mL of a 1:4 mixture of trifluoroacetic acid and dichloromethane was stirred at ambient temperature
15 for 5 h. After concentration in vacuo the residue was dissolved in dichloromethane (100 mL) and washed sequentially with 1 N NaOH (10 mL), water, brine, and then dried over MgSO₄, filtered and concentrated *in vacuo* to yield piperazin-1-yl-(2-trifluoromethylphenyl)methanone as a light yellow oil. This oil was converted into HCl salt by the addition of 10 mL of 2 N HCl in ether to the solution of the compound in 10
20 mL of dichloromethane. The white solid formed was filtered and dried to yield the HCl salt.

C. A mixture of 3-amino-6-chloropyridazine (0.648 g, 5.00 mmol) and the HCl salt obtained above (7.5 mmol) was heated at 150°C for 24 hours. To the reaction mixture was added 10 mL of 1 N NaOH and 100 mL of dichloromethane, and the
25 aqueous layer was extracted twice with 100 mL of dichloromethane. The combined organic phase was dried over Na₂SO₄, evaporated to dryness. The crude compound was purified by flash chromatography to give the title compound as a yellow solid.

PREPARATION 2

SYNTHESIS OF N-HYDROXY-4-METHYLPENTANAMIDINE

30 A mixture of isocaproitrile (1.00 g, 10.30 mmol), hydroxylamine hydrochloride (0.786 g, 11.32 mmol), and sodium hydroxide (0.453 g, 11.32 mmol) in EtOH (21 mL) and water (5 mL) was stirred at room temperature for 48 hours. The reaction mixture

was concentrated *in vacuo* to yield a white solid which was re-dissolved in dichloromethane (100 mL). The insoluble salt was removed by filtration. The organic layer was concentrated *in vacuo* to dryness. The title compound was obtained as a white solid in 55% yield (0.730 g). ¹H NMR (300 MHz, CDCl₃) δ 6.6 (br., s, 1H), 4.5 (br., s, 2H), 2.2 (m, 2H), 1.50 (m, 1H), 1.4 (m, 2H), 0.85 (m, 6H).

PREPARATION 3

SYNTHESIS OF 6-[4-(2-TRIFLUOROMETHYLBENZOYL)PIPERAZIN-1-YL]PYRIDAZINE-3-CARBOXYLIC ACID

A. To a methanol solution of 6-oxo-1,6-dihydropyridazine-3-carboxylic acid monohydrate (5.00 g, 31.6 mmol) was added thionyl chloride (0.36 mL, 0.59 g, 4.94 mmol). The reaction mixture was heated to reflux at 80°C for 16 h. The product crystallized after the reaction mixture was cooled down to ambient temperature. The crystals were collected and washed with methanol and the mother liquor was concentrated and crystallized again. The total amount of product isolated was 4.954 g (100% yield).

B. A mixture of 6-hydroxypyridazine-3-carboxylic acid methyl ester obtained above and phosphorous oxychloride were carefully heated to reflux and maintained there for 2.5 h. The reaction mixture was then cooled and evaporated *in vacuo* to remove excess phosphorylchloride, and the residue was then poured into ice water. The precipitate was collected by filtration, washed with saturated NaHCO₃ and water, and dried under vacuum to yield the product as a yellow solid (4.359 g, 79% yield).

C. To a solution of 6-chloropyridazine-3-carboxylic acid methyl ester obtained above (4.359 g, 25.3 mmol) in dioxane (145 mL) was treated with 1-(2-trifluoromethylbenzoyl)piperazine hydrochloric acid salt (7.80 g, 26.5 mmol) in the presence of K₂CO₃ (10.14 g, 73.4 mmol) and tetra-*n*-butylammonium iodide (0.071g, 0.192 mmol). The reaction mixture was heated to reflux for 24 h and evaporated to remove dioxane. The residue was purified by column chromatography to afford the desired product (8.666 g, 87% yield).

D. To a solution of 6-[4-(2-trifluoromethylbenzoyl)piperazin-1-yl]pyridazine-3-carboxylic acid methyl ester (4.436 g, 11.25 mmol) in tetrahydrofuran (50 mL) and water (25 mL) was added lithium hydroxide monohydrate (2.30 g, 54.81 mmol). The reaction mixture was stirred at ambient temperature for 23 h and the pH of the solution

was adjusted to ~3 with concentrated hydrochloric acid (5.3 mL) at 0°C. The mixture was concentrated. Ethyl acetate (100 mL) was added to the residue and the product was precipitated. The solid was collected by filtration, washed with ethyl acetate and dried *in vacuo* to afford the title compound (3.60 g). The aqueous layer was extracted
5 with ethyl acetate, dried over Na₂SO₄ and concentrated to give the second portion of title compound (0.463 g). The total amount of product was 4.063 g (95% yield).

PREPARATION 4

SYNTHESIS OF *N*-HYDROXY-6-[4-(2-TRIFLUOROMETHYLBENZOYL)PIPERAZIN-1-YL]PYRIDAZINE-3-CARBOXAMIDINE

10 A. To an ice cold solution of 4-(6-chloropyridazin-3-yl)piperazine-1-carboxylic acid *tert*-butyl ester (2.00 g, 6.69 mmol) in dichloromethane (10 mL) was carefully added trifluoroacetic acid (2 mL). The mixture was stirred for 45 minutes at room temperature and then concentrated *in vacuo* to afford the crude 3-chloro-6-piperazin-1-ylpyridazine (~1.0 g) which was used in the next reaction without further
15 purification. MS (ES+) *m/z* 199.1 (M+1).

B. Triethylamine (2.0 mL) was added to an ice cold solution of 3-chloro-6-piperazin-1-ylpyridazine (1.00 g, 6.69 mmol) in dichloromethane (10 mL), followed by the addition of 2-trifluoromethylbenzoyl chloride (2.10 g, 10.03 mmol). The mixture was allowed to warm up to room temperature and then stirred for 30 minutes. The solvent
20 was removed *in vacuo* and the crude mixture was dissolved in ethyl acetate (15 mL), washed with water and dried over anhydrous Na₂SO₄. [4-(6-chloropyridazin-3-yl)piperazin-1-yl]-(2-trifluoromethylphenyl)methanone was obtained as a thick liquid after purified by column chromatography in 79% yield (1.96 g). ¹H NMR (300 MHz, CDCl₃) δ 7.71 (d, *J* = 7.9 Hz, 1H), 7.63-7.50 (m, 2H), 7.32 (d, *J* = 7.3 Hz, 1H), 7.21 (t, *J* = 4.4 Hz, 1H), 6.92 (d, *J* = 9.5 Hz, 1H), 4.20-3.92 (m, 1H), 3.92-3.80 (m, 1H), 3.70-3.55
25 (m, 4H), 3.30 (t, *J* = 5.3 Hz, 1H). ¹³C NMR (75 MHz, CDCl₃) δ 167.6, 158.7, 147.7, 134.2, 134.2, 132.3, 129.5, 129.1, 127.2, 126.8, 126.8, 115.6, 46.3, 45.2, 44.7, 41.2. MS (ES+) *m/z* 371.1 and 373.1 (M+1).

C. In an oven dried round-bottom flask, [4-(6-chloropyridazin-3-yl)piperazin-
30 1-yl]-(2-trifluoromethylphenyl)methanone (1.80 g, 4.85 mmol), Pd₂(dba)₃ (0.130 g, 0.14 mmol), 1,1'-bis(diphenylphosphino)ferrocene (0.161 g, 0.29 mmol), Zn powder (0.317 g, 4.85 mmol) and Zn(CN)₂ (0.569 g, 4.85 mmol) were placed under nitrogen atmosphere. Dimethylacetamide (10 mL) was added and the suspension was purged

with nitrogen. The mixture was then heated at 110°C overnight, then cooled to room temperature and then concentrated *in vacuo*. The brown residue was dissolved in ethyl acetate (15 mL) and washed with water (2 x 10 mL), dried over anhydrous Na₂SO₄ and then concentrated. The crude product was purified using column chromatography to
5 afford 6-[4-(2-trifluoromethylbenzoyl)piperazin-1-yl]pyridazine-3-carbonitrile as a pale yellow syrup in 59% yield (1.03 g). ¹H NMR (300 MHz, CDCl₃) δ 7.71 (d, *J* = 7.8 Hz, 1H), 7.63-7.50 (m, 2H), 7.48 (d, *J* = 9.6 Hz, 1H), 7.32 (d, *J* = 7.3 Hz, 1H), 6.89 (d, *J* = 9.6 Hz, 1H), 4.12-3.98 (m, 1H), 3.92-3.70 (m, 5H), 3.31 (t, *J* = 5.3 Hz, 2H), ¹³C NMR (75 MHz, CDCl₃) δ 167.7, 158.4, 132.4, 130.8, 130.0, 129.6, 127.1, 126.9, 126.8,
10 116.5, 110.2, 46.2, 44.2, 43.9, 41.1. MS (ES+) *m/z* 362.3 (M+H).

D. Sodium metal (0.116 g, 4.98 mmol) was added to ice cold ethanol (10 mL). When all the sodium metal dissolved, hydroxylamine hydrochloride (0.346 g, 4.98 mmol) was introduced in one portion. The suspension was stirred at room temperature for 15 minutes and a solution of 6-[4-(2-trifluoromethylbenzoyl)piperazin-1-yl]-
15 pyridazine-3-carbonitrile (0.900 g, 2.49 mmol) in ethanol (2 mL) was then added. The mixture was further stirred at room temperature overnight. The solvent was removed *in vacuo* and the residue was suspended in ethyl acetate (10 mL) and filtered through celite. The filtrate was concentrated and the product was purified by column chromatography. The title compound was obtained as a pale yellow syrup in 55% yield
20 (0.54 g). ¹H NMR (300 MHz, CDCl₃) δ 7.82 (d, *J* = 9.6 Hz, 1H), 7.45 (d, *J* = 7.6 Hz, 1H), 7.70-7.52 (m, 2H), 7.35 (d, *J* = 7.4 Hz, 1H), 6.95 (d, *J* = 9.5 Hz, 1H), 5.53 (s, 2H), 4.10-3.95 (m, 1H), 3.98-3.82 (m, 1H), 3.82-3.60 (m, 4H), 3.32 (t, *J* = 5.1 Hz, 2H). ¹³C NMR (75 MHz, CDCl₃) δ 157.5, 147.5, 142.1, 132.2, 130.2, 127.3, 125.1, 123.2, 110.8, 44.2, 42.6, 42.3, 39.1. MS (ES+) *m/z* 395.3 (M+H).

25

PREPARATION 5

SYNTHESIS OF 6-[4-(2-TRIFLUOROMETHYLBENZOYL)PIPERAZIN-1-YL]PYRIDAZINE-3-CARBOXYLIC ACID

To a suspension of 6-[4-(2-trifluoromethylbenzoyl)piperazin-1-yl]pyridazine-3-carboxylic acid methyl ester (1.000 g, 2.535 mmol) in a mixture of tetrahydrofuran-
30 water (1:1, 5 mL), LiOH·H₂O (0.106 g, 2.535 mmol) was added in one portion. The mixture was stirred at room temperature overnight. The clear solution was then cooled to 0°C and quenched with 1 N HCl solution to pH 4-5. The solid separated was filtered. The residue was washed with cold water and dried under vacuum to obtain 6-[4-(2-

trifluoromethylbenzoyl]piperazin-1-yl]pyridazine-3-carboxylic acid (0.771 g, 2.027 mmol, 80%) as a pale yellow solid. ¹H NMR (300 MHz, DMSO-d₆) δ 7.82 (t, *J* = 9.6 Hz, 2H), 7.74 (t, *J* = 7.4 Hz, 1H), 7.64 (t, *J* = 7.6 Hz, 1H), 7.52 (d, *J* = 7.4 Hz, 1H), 7.27 (t, *J* = 9.6 Hz, 1H), 3.87-3.60 (m, 6H), 3.31-3.10 (m, 2H), ¹³C NMR (75 MHz, DMSO-d₆) δ 166.8, 165.7, 160.0, 143.7, 134.9, 134.9, 133.4, 130.1, 129.0, 128.0, 127.1, 127.0, 127.0, 126.0, 125.9, 125.5, 122.4, 112.5, 46.3, 44.3, 44.1. MS (ES+) *m/z* 381.2 (M+1).

PREPARATION 6

SYNTHESIS OF *N*-HYDROXYBUTYRAMIDINE:

A mixture of butyronitrile (4.000 g, 57.878 mmol), NaOH (2.315 g, 57.878 mmol) and hydroxylamine hydrochloride (4.022 g, 57.878 mmol) in 95% ethanol (15 mL) and water (2 mL) was heated at reflux for 12 hours. The solvent was removed *in vacuo* and the oily residue was dissolved in chloroform (30 mL) and filtered to remove insoluble NaCl. The filtrate was concentrated *in vacuo* to give colorless oil (2.950 g, 28.884 mmol, 50%). ¹H NMR (300 MHz, CDCl₃) δ 9.10 (br., s, 1H), 4.61 (br., s, 2H), 2.12 (t, *J* = 7.7 Hz, 2H), 1.64-1.51 (m, 2H), 0.95 (t, *J* = 7.3 Hz, 3H). MS (ES+) *m/z* 103.0 (M+1).

PREPARATION 7

SYNTHESIS OF *N*-HYDROXYHEXANAMIDINE

A solution of hexanenitrile (4.000 g, 41.169 mmol), NaOH (1.646 g, 41.169 mmol) and hydroxylamine hydrochloride (2.861 g, 41.169 mmol) in 95% ethanol (15 mL) and water (2mL) was heated at reflux for 12 hours. The solvent was removed *in vacuo* and the oily residue dissolved in chloroform (30 mL) and filtered to remove insoluble NaCl. The filtrate was concentrated *in vacuo* to give colorless syrup (2.950 g, 22.660 mmol, 55%). ¹H NMR (300 MHz, CDCl₃) δ 9.11 (br., s, 1H), 4.63 (br., s, 2H), 2.12 (t, *J* = 7.7 Hz, 2H), 1.70-1.55 (m, 2H), 1.49-1.23 (m, 4H), 0.91 (t, *J* = 7.3 Hz, 3H). MS (ES+) *m/z* 131.1 (M+1).

PREPARATION 8

SYNTHESIS OF 1-(2-CHLOROETHYL)-3-{6-[4-(2-TRIFLUOROMETHYLBENZOYL)-PIPERAZIN-1-YL]PYRIDAZIN-3-YL}UREA

To a stirred solution of [4-(6-aminopyridazin-3-yl)piperazin-1-yl]-(2-trifluoromethylphenyl)methanone (0.070 g, 0.200 mmol) in a mixture of ethanol and

dichloromethane (1:1, 15 mL) was added 2-chloroethylisocyanate (80.0 μ L, 0.79 mmol) in one portion. The mixture was then stirred for 10 minutes at room temperature and then concentrated *in vacuo*. The residue was washed with 5% HCl solution, water and dried. The residue was purified by column chromatography to afford the title compound
5 in 30% yield (0.028 g). ^1H NMR (300 MHz, CDCl_3) δ 7.98 (b., s, 1H), 7.75 (d, $J = 7.0$ Hz, 1H), 7.64 (t, $J = 7.0$ Hz, 1H), 7.56 (t, $J = 7.0$ Hz, 1H), 7.37 (d, $J = 7.0$ Hz, 1H), 7.12 (d, $J = 10.0$ Hz, 1H), 4.99 (m, 1H), 4.06-3.89 (m, 2H), 3.69-3.59 (m, 6H), 3.56-3.53 (m, 2H), 3.47-3.44 (m, 2H), 3.35-3.33 (m, 2H).

PREPARATION 9

10 SYNTHESIS OF 3-PIPERAZIN-1-YL-6-PYRIDIN-2-YL-PYRIDAZINE

A. A mixture of ethyl glyoxalate (3.060 g, 30.000 mmol) (6.2 mL of a 50% solution in toluene) and 2-acetylpyridine (3.630 g, 30.000 mmol) was heated in an oil bath at 135°C for 16 hours. The crude residue after removal of toluene was purified by column chromatography. The pure 2-hydroxy-4-oxo-4-pyridin-2-ylbutyric acid ethyl
15 ester was isolated in 44% yield (2.910 g, 13.000 mmol).

B. A solution of 2-hydroxy-4-oxo-4-pyridin-2-ylbutyric acid ethyl ester (2.910 g, 13.000 mmol) in 20 mL of 1-buanol was treated with 0.65 mL (1:1 ratio) of hydrazine hydrate, and the mixture was refluxed overnight. The solvents were evaporated to dryness to give 2.000 g (11.500 mmol) of 6-pyridin-2-yl-2H-pyridazin-3-
20 one as a dark solid, which was used in the next step without further purification.

C. To a solid 6-pyridin-2-yl-2H-pyridazin-3-one (0.500 g, 2.900 mmol) was added 20 mL of POCl_3 and the mixture was stirred at reflux for 4 hours. Excess POCl_3 was removed *in vacuo*. The residue was poured on ice and neutralized using NaHCO_3 . The product was extracted with ether and ethyl acetate. The combined organic extracts
25 were dried over MgSO_4 and evaporated. The residue was purified by column chromatography to afford of 3-chloro-6-pyridin-2-ylpyridazine in 45% yield (0.250 g).

D. To a solution of 3-chloro-6-pyridin-2-ylpyridazine (0.250 g, 1.300 mmol) in acetonitrile (15 mL) was added piperazine (0.335 g, 3.900 mmol) and the mixture was stirred at reflux for 4 hours. The solvent was removed *in vacuo*. The residue was
30 purified by column chromatography to afford the title compound in 77% yield (0.240 g).

PREPARATION 10

SYNTHESIS OF 3-PHENYL-6-PIPERAZIN-1-YL-PYRIDAZINE

To a solution of 3-chloro-6-phenylpyridazine (0.960 g, 5.000 mmol) in acetonitrile (25 mL) was added piperazine (2.580 g, 30.00 mmol) and the mixture was stirred at reflux for 16 hours. The solvent was removed *in vacuo* and the residue was dissolved in dichloromethane. The resulting solution was washed with water, dried over MgSO_4 and concentrated. The title compound was obtained in 99% yield (1.200 g).

PREPARATION 11

SYNTHESIS OF 6'-PIPERAZIN-1-YL-[2,3']BIPYRIDINYL

A. To a solution of 5-bromo-2-chloropyridine (0.770 g, 4.000 mmol) in anhydrous THF (10 mL) at -78°C was added *n*-butyllithium (1.6 M in hexane, 2.5 mL, 4 mmol) dropwise. The reaction mixture was stirred for 30 minutes at -78°C , and then triisopropylborate (1.8 mL, 7.800 mmol) was added quickly. The reaction was stirred at -78°C for another 30 minutes, then quenched with water, and allowed to warm to room temperature with stirring over 2 days. The organic solvent was removed *in vacuo*, and the aqueous layer was taken to pH 10 with 5% NaOH solution and then washed with ether. The aqueous layer was acidified to pH 1 with concentrated HCl solution to precipitate boric acid which was filtered off and discarded. The aqueous solution was neutralized to pH 6 and evaporated to dryness. Methanol was added to the residue to extract the product, 2-chloropyridinyl-5-boronic acid. The product was obtained as a white solid (0.628 g, 4.000 mmol) after removal of the solvent. It was used in the next step without purification.

B. The boronic acid obtained above (0.628 g, 4.000 mmol), 2-bromopyridine (0.700 g, 4.400 mmol), and tetrakis(triphenylphosphino)palladium (~ 5 mol%, 0.260 g) were added to degassed DMF (15 mL), and the mixture was stirred at room temperature for 1 hour. Degassed aqueous Na_2CO_3 solution was added, and the reaction mixture was heated under nitrogen at 80°C for 48 hours. The solvent was removed *in vacuo*, then ethyl acetate was added to the residue. The organic layer was washed with brine, separated, and dried over MgSO_4 and concentrated. The residue was purified by column chromatography to afford 6'-chloro-[2,3']bipyridinyl in 61% yield (0.463 g, 2.440 mmol).

- C. To a solution of 6'-chloro-[2,3']bipyridinyl (0.275 g, 1.440 mmol) in acetonitrile (10 mL) was added piperazine (0.310 g, 3.600 mmol) and the mixture was stirred at reflux for 32 hours. The solvent was removed *in vacuo*. The residue was dissolved in dichloromethane and washed with saturated NaHCO₃ solution (10 mL).
- 5 Organic layer was separated, dried over MgSO₄ and filtered. The filtrate was use in the next step without isolation of the product.

PREPARATION 12

SYNTHESIS OF 2-(6-PIPERAZIN-1-YL-PYRIDIN-3-YL)-1H-BENZOIMIDAZOLE

- A. A mixture of 6-chloronicotinic acid (0.785 g, 5.000 mmol) and *o*-phenylenediamine (0.540 g, 5.000 mmol) was added to pre-heated (150°C) polyphosphoric acid (5 g) with stirring. The stirring was continued at 150°C overnight. Water was added to the reaction mixture, and the resulting solution was neutralized with NaHCO₃, and extracted with ethyl acetate. The organic phase was dried and evaporated to afford 2-(6-chloropyridin-3-yl)-1H-benzoimidazole in 40% yield (0.468 g, 2.04 mmol).
- 10
15
- B. A mixture of 2-(6-chloropyridin-3-yl)-1H-benzoimidazole (0.468 g, 2.040 mmol) and piperazine (0.516 g, 6.000 mmol) in 1-methyl-2-pyrrolidone was heated to 140°C with stirring for 2 hours. The solvent was removed *in vacuo*. The residue was diluted with water (100 mL) and stirred for 15 minutes. A white precipitate was formed which was collected by filtration and dried to afford the title compound in 93% yield (0.529 g, 1.900 mmol).
- 20

PREPARATION 13

SYNTHESIS OF 2-(6-PIPERAZIN-1-YL-PYRIDAZIN-3-YL)-1H-BENZOIMIDAZOLE

- A. A mixture of 6-chloropyridazine-3-carboxylic acid (0.800 g, 5.060 mmol), *o*-phenylenediamine (0.550 g, 5.080 mmol) and polyphosphoric acid (25 g) was heated at 150-170°C with stirring for 3 hours. Water was added to the reaction mixture, and the resulting solution was neutralized with NaHCO₃, and extracted with ethyl acetate. The organic phase was dried and evaporated to afford 6-(1H-benzoimidazol-2-yl)pyridazin-3-ol was isolated as a white solid in 31% yield (0.322 g, 1.570 mmol).
- 25
30
- B. 6-(1H-Benzoimidazol-2-yl)pyridazin-3-ol (0.322 g, 1.570 mmol) was suspended in ethylene dichloride (10 mL). Phosphorus oxychloride was added (15 mL) and the mixture was stirred at reflux for 48 hours. All solvents were removed and the

residue was washed with saturated NaHCO₃ and extracted with ethyl acetate. The organic solution was dried, concentrated and purified by column chromatography to yield 0.075 g of 2-(6-chloro-pyridazin-3-yl)-1*H*-benzoimidazole (0.32 mmol, 20% yield).

C. A mixture of 2-(6-chloropyridazin-3-yl)-1*H*-benzoimidazole (0.280 g, 2.040 mmol) and piperazine (0.516 g, 6.000 mmol) in 1-methyl-2-pyrrolidone (35 mL) was heated to 140°C with stirring for 30 minutes. The solvent was evaporated *in vacuo*, the residue was diluted with water (100 mL) and stirred for 15 minutes. A white precipitate was formed which was collected by filtration and dried to afford the title compound.

10

PREPARATION 14

SYNTHESIS OF 6-CHLORO-2-(6-PIPERAZIN-1-YLPYRIDAZIN-3-YL)-1*H*-
BENZOIMIDAZOLE

A. A mixture of 6-oxo-1,6-dihydropyridazine-3-carboxylic acid (0.790 g, 5.000 mmol) and 4-chlorobenzene-1,2-diamine (0.720 g, 5.000 mmol) was added to pre-heated (150°C) polyphosphoric acid (5 g) with stirring, and the reaction was stirred at 150 C for 2 hours. Water was added to the reaction mixture, and the resulting solution was neutralized with NaHCO₃, and extracted with ethyl acetate. The organic phase was dried and evaporated to afford 6-(6-chloro-1*H*-benzoimidazol-2-yl)-2*H*-pyridazin-3-one as a dark solid (0.210 g, 0.85 mmol, 17% yield).

B. The dark solid of 6-(6-chloro-1*H*-benzoimidazol-2-yl)-2*H*-pyridazin-3-one (0.210 g, 0.850 mmol) was suspended in chloroform (10 mL). Phosphorus oxychloride (1.5 mL) and phosphorus pentachloride (1.0 g) were added and the mixture was stirred at reflux for 16 hours. All solvents were evaporated *in vacuo* and the residue was washed with saturated NaHCO₃ and extracted with ethyl acetate. The organic solution was dried, concentrated and used in the next step without purification.

C. A mixture of 6-chloro-2-(6-chloropyridazin-3-yl)-1*H*-benzoimidazole (0.212 g, 0.800 mmol) and piperazine (0.260 g, 3.000 mmol) in 1-methyl-2-pyrrolidone (15 mL) was heated at 140°C and stirred for 30 minutes. The solvent was evaporated *in vacuo*, the residue was diluted with water (100 mL) and stirred for 15 minutes. A white precipitate was formed which was collected by filtration and dried to afford the title compound.

30

PREPARATION 15

SYNTHESIS OF 1,2-DIAMINOPENTANE

To a stirred solution of NaCN (5.50 g, 112 mmol) in water (22 mL) was added NH₄Cl (6.59 g, 123 mmol). When all NH₄Cl was dissolved, a solution of butyraldehyde (8.05 g, 112 mmol) in MeOH (22 mL) was added. The resulting reaction mixture was stirred for 3 h and then quenched with water. The aqueous phase was extracted with ethyl acetate. The organic layer was dried over Na₂SO₄ and concentrated to give the desired compound, 2-aminopentanenitrile, as yellowish oil (5.00 g, 45%). The crude product was used in next step reaction without further purification. ¹H NMR (300 MHz, CDCl₃) δ 3.86-3.64 (m, 1H), 1.84-1.68 (m, 2H), 1.65-1.45 (m, 2H), 1.04-0.91 (m, 3H).

To a vigorously stirred suspension of LiAlH₄ (5.30 g, 140 mmol) in THF (50 mL) was added dropwise concentrated H₂SO₄ (7.36 g, 75.0 mmol) at 0°C under nitrogen. The resulting mixture was stirred at ambient temperature for 1 h and then a solution of 2-aminopentanenitrile (5.00 g, 50.9 mmol) in THF (20 mL) was added dropwise. The reaction mixture was refluxed for 2 h and then was allowed to cool to ambient temperature. It was quenched with water and then with 2.9 M NaOH at 0°C. Ethyl acetate (50 mL) was added and the organic phase was decanted and the solid was washed with ethyl acetate. The combined organic layers were dried over Na₂SO₄ and concentrated to afford the title compound as brown oil (3.50 g, 67%). The crude product was used in next step reaction without further purification.

PREPARATION 16

SYNTHESIS OF 5-PHENYLOXAZOLIDINE

A mixture of 2-amino-1-phenylethanol (1.000 g, 0.007 mmol) and formaldehyde (37%, 0.92 mL, 0.012 mmol) in THF (10 mL) was heated to reflux for 3 h and allowed to cool to ambient temperature with stirring over night. The mixture was concentrated and the residue was dissolved in dichloromethane. The resulting solution was washed with water. The organic phase was dried over anhydrous sodium sulphate, concentrated *in vacuo*. The yellowish residue was purified by column chromatography to obtain the title compound in 91% yield (0.990 g). MS (ES+) *m/z* 419.2 (M+1).

30

The syntheses of compounds of this invention are illustrated by, but not limited to the following examples.

EXAMPLE 1

SYNTHESIS OF (1-{6-[4-(2-TRIFLUOROMETHYLBENZOYL)PIPERAZIN-1-YL]-
PYRIDAZIN-3-YL}IMIDAZOLIDIN-2-ONE)

A mixture of 1-(2-chloroethyl)-3-{6-[4-(2-trifluoromethylbenzoyl)piperazin-1-yl]-
5 pyridazin-3-yl}urea (0.296 g, 0.650 mmol), potassium hydroxide (0.364 g, 0.650 mmol),
in BuOH (20 mL) was refluxed overnight. The reaction mixture was concentrated and
purified by column chromatography. The title compound was obtained as a light yellow
powder in 71% yield (0.213 g). ¹H NMR (300 MHz, CDCl₃) δ 8.43 (d, *J* = 9.9 Hz, 1H),
7.72 (d, *J* = 7.8 Hz, 1H), 7.48-1.64 (m, 2H), 7.34 (d, *J* = 7.5 Hz, 1H), 7.01 (d, *J* = 9.9
10 Hz, 1H), 4.91-5.12 (br., 1H), 4.22 (t, *J* = 7.8 Hz, 1H), 3.82-4.03 (m, 2H), 3.43-3.65 (m,
6H), 3.31 (t, *J* = 5.7 Hz, 2H).

EXAMPLE 2

SYNTHESIS OF (1-(3-METHYLBUTYL)-3-{6-[4-(2-TRIFLUOROMETHYLBENZOYL)-
PIPERAZIN-1-YL]PYRIDAZIN-3-YL}IMIDAZOLIDIN-2-ONE)

A mixture of 1-{6-[4-(2-trifluoromethylbenzoyl)piperazin-1-yl]pyridazin-3-
15 yl}imidazolidin-2-one (0.080 g, 0.180 mmol), sodium hydride in 60% mineral oil (0.0035
g, 0.150 mmol) in DMF (10 mL) was stirred at room temperature for 30 minutes. 1-
Iodo-3-methylbutane (0.0376 g, 0.190 mmol) was added and the mixture was stirred at
60°C for 24 hours, followed by the dilution with 50 mL of water, and then extracted with
20 ethyl acetate (100 mL). The organic layer was dried over anhydrous Na₂SO₄, filtered,
and concentrated. The title compound was obtained as a pale yellow solid in 32% yield
(0.028 mg) after column chromatography purification. ¹H NMR (300 MHz, CDCl₃) δ
8.45 (d, *J* = 9.9 Hz, 1H), 7.71 (d, *J* = 7.8 Hz, 1H), 7.48-7.65 (m, 2H), 7.32 (d, *J* = 7.5
Hz, 1H), 6.98 (d, *J* = 9.9 Hz, 1H), 3.82-4.12 (m, 4H), 3.42-3.64 (m, 6H), 3.24-3.34 (m,
25 4H), 1.38-1.66 (m, 3H), 0.92 (d, *J* = 6.5 Hz, 6H). ¹³C NMR (75 MHz, CDCl₃) δ 167.8,
157.3, 150.5, 134.8, 132.6, 129.7, 127.5, 127.1, 125.8, 122.1, 120.4, 116.6, 46.8, 46.3,
45.9, 42.5, 42.1, 41.5, 36.5, 26.1, 22.8. MS (ES+) *m/z* 491 (M+1).

EXAMPLE 2.1

SYNTHESIS OF 1-PENTYL-3-{6-[4-(2-TRIFLUOROMETHYLBENZOYL)PIPERAZIN-
30 1-YL]PYRIDAZIN-3-YL}IMIDAZOLIDIN-2-ONE

Following the procedure as described in Example 2, making variations only as

required to use 1-iodopentane in place of 1-iodo-3-methylbutane to react with 1-{6-[4-(2-trifluoromethylbenzoyl)piperazin-1-yl]pyridazin-3-yl}imidazolidin-2-one, the title compound was obtained as a white solid in 13% yield (7.4 mg). ¹H NMR (300 MHz, CDCl₃) δ 8.45 (d, *J* = 9.9 Hz, 1H), 7.71 (d, *J* = 7.5 Hz, 1H), 7.47-7.64 (m, 2H), 7.33 (d, *J* = 7.5 Hz, 1H), 6.99 (d, *J* = 9.9 Hz, 1H), 3.82-4.13 (m, 4H), 3.43-3.65 (m, 6H), 3.23-3.34 (m, 4H), 1.48-1.62 (m, 2H), 1.20-1.36 (m, 4H), 0.87 (d, *J* = 7.5 Hz, 3H). MS (ES+) *m/z* 491 (M+1).

EXAMPLE 2.2

SYNTHESIS OF 1-ETHYL-3-{6-[4-(2-TRIFLUOROMETHYLBENZOYL)-PIPERAZIN-1-YL]PYRIDAZIN-3-YL}-IMIDAZOLIDIN-2-ONE

Following the procedure as described in Example 2, making variations only as required to use 1-iodoethane in place of 1-iodo-3-methylbutane to react with 1-{6-[4-(2-trifluoromethylbenzoyl)piperazin-1-yl]pyridazin-3-yl}imidazolidin-2-one, the title compound was obtained as a white solid in 72% yield (0.061 g). ¹H NMR (300 MHz, CDCl₃) δ 8.44 (d, *J* = 9.9 Hz, 1H), 7.72-7.69 (m, 1H), 7.62-7.49 (m, 2H), 7.34-7.32 (m, 1H), 6.99 (d, *J* = 9.9 Hz, 1H), 4.08 (t, *J* = 7.8 Hz, 2H), 3.95-3.84 (m, 2H), 3.6 (t, *J* = 5.1 Hz, 2H), 3.52-3.47 (m, 4H), 3.38-3.25 (m, 4H), 1.16 (t, *J* = 6.9 Hz, 3H). ¹³C NMR (75 MHz, CDCl₃) δ 167.4, 156.9, 156.8, 150.03, 134.4, 132.2, 129.3, 127.4, 127.2, 127.02, 126.8, 126.6, 126.2, 125.4, 121.7, 119.9, 118.1, 116.2, 46.4, 45.9, 45.5, 41.2, 41.1, 41.03, 38.3, 12.5. MS (ES+) *m/z* 449 (M+1).

EXAMPLE 2.3

SYNTHESIS OF 1-METHYL-3-{6-[4-(2-TRIFLUOROMETHYLBENZOYL)PIPERAZIN-1-YL]PYRIDAZIN-3-YL}IMIDAZOLIDIN-2-ONE

Following the procedure as described in Example 2, making variations only as required to use 1-iodomethane in place of 1-iodo-3-methylbutane to react with 1-{6-[4-(2-trifluoromethylbenzoyl)piperazin-1-yl]pyridazin-3-yl}imidazolidin-2-one, the title compound was obtained as a white solid in 39% yield (0.020 g). ¹H NMR (300 MHz, CDCl₃) δ 8.47-8.44 (m, 1H), 7.71 (d, *J* = 7.8 Hz, 1H), 7.62-7.49 (m, 2H), 7.33 (d, *J* = 7.8 Hz, 1H), 7.03-6.99 (m, 1H), 4.08 (t, *J* = 7.8 Hz, 2H), 4.02-3.82 (m, 2H), 3.65-3.42 (m, 6H), 3.31-3.28 (m, 2H), 2.89 (m, 3H). ¹³C NMR (75 MHz, CD₃OD) δ 170.4, 135.4, 133.9, 131.0, 128.8, 127.99, 127.91, 127.85, 47.8, 46.7, 46.6, 45.1, 42.5, 42.4, 31.01, 30.8. MS (ES+) *m/z* 435 (M+1).

EXAMPLE 3

SYNTHESIS OF (4-{6-[3-(3-METHYLBUTYL)-[1,2,4]OXADIAZOL-5-YL]PYRIDAZIN-3-YL}PIPERAZIN-1-YL)-(2-TRIFLUOROMETHYLPHENYL)METHANONE

6-[4-(2-Trifluoromethylbenzoyl)piperazin-1-yl]pyridazine-3-carboxylic acid was dissolved in thionyl chloride (2 mL) and the mixture was refluxed for 4 hours. The solvent was removed *in vacuo* and then dried under high vacuum for 1 hour. The obtained brown oil was dissolved in dimethylformamide (10 mL). A cold (0°C) mixture of triethylamine and *N*-hydroxy-4-methylpentanamidine in dichloromethane (10 mL) was added to this solution dropwise (approximately for 20 minutes) and then the temperature was slowly raised to room temperature. The resulting reaction mixture was then stirred under nitrogen for 6 hours, and then concentrated *in vacuo*. Pyridine (15 mL) was added to the residue and the mixture was refluxed overnight and then concentrated *in vacuo* and brown precipitate was obtained, which was then dissolved in dichloromethane (200 mL) and washed with water (2 X 100 mL). The organic layer was dried over anhydrous Na₂SO₄, filtered, concentrated and purified by column chromatography. The title compound was obtained as light yellow solid in 11% yield (0.014 g). ¹H NMR (300 MHz, CDCl₃) δ 7.97 (d, *J* = 9.5 Hz, 1H), 7.72 (d, *J* = 7.5 Hz, 1H), 7.48-7.65 (m, 2H), 7.34 (d, *J* = 7.2 Hz, 1H), 6.97 (d, *J* = 9.5 Hz, 1H), 3.70-4.10 (m, 6H), 3.25-3.40 (m, 2H), 2.78 (d, *J* = 6.9 Hz, 2H), 1.50-1.70 (m, 3H), 0.91 (d, *J* = 6.5 Hz, 6H). MS (ES+) *m/z* 449.7 (M+1).

EXAMPLE 4

SYNTHESIS OF {4-[6-(5-ETHYL-[1,2,4]OXADIAZOL-3-YL)PYRIDAZIN-3-YL]PIPERAZIN-1-YL)-(2-TRIFLUOROMETHYLPHENYL)METHANONE

To an ice cold solution of *N*-hydroxy-6-[4-(2-trifluoromethylbenzoyl)piperazin-1-yl]pyridazine-3-carboxamidine (0.200 g, 0.500 mmol) in dichloromethane (6 mL) was added triethylamine (0.5 mL), followed by then addition of propionyl chloride (0.05 mL, 0.55 mmol). The mixture was warmed up to room temperature and then stirred for 30 minutes. The solvent was removed *in vacuo*. The crude residue and cesium carbonate (0.200 g) were suspended in a mixture of 1,4-dioxane/water (1:1, 8 mL) and then heated to reflux overnight. The reaction mixture was cooled and concentrated to remove 1,4-dioxane and diluted with water (10 mL). The product was extracted with ethyl acetate (2 x 10 mL). The organic layers were combined, washed with water, dried

over anhydrous Na₂SO₄ and concentrated. The residue was purified by column chromatography and recrystallization from ethyl acetate/hexanes. The title compound was obtained as a white crystals in 52% yield (0.113 g). m.p. 204 °C. ¹H NMR (300 MHz, CDCl₃) δ 7.93 (d, *J* = 9.6 Hz, 1H), 7.90 (d, *J* = 7.9 Hz, 1H), 7.68-7.50 (m, 2H),
5 7.32 (d, *J* = 7.6 Hz, 1H), 6.97 (d, *J* = 9.6 Hz, 1H), 4.11-3.90 (m, 6H), 3.34 (t, *J* = 5.1 Hz, 2H), 2.95 (q, *J* = 7.6 Hz, 2H), 1.44 (t, *J* = 7.6 Hz, 3H). ¹³C NMR (75 MHz, CDCl₃) δ 181.4, 167.6, 166.5, 142.0, 134.3, 134.2, 132.3, 129.4, 127.2, 127.1, 127.1, 126.8, 126.8, 126.7, 111.7, 46.4, 44.6, 44.2, 41.2, 20.3, 10.7. MS (ES+) *m/z* 433.0 (M+1).

EXAMPLE 4.1

10 SYNTHESIS OF {4-[6-(5-BUTYL[1,2,4]OXADIAZOL-3-YL)PYRIDAZIN-3-YL]PIPERAZIN-1-YL}-(2-TRIFLUOROMETHYLPHENYL)METHANONE

Following the procedure as described in Example 4, making variations only as required to use valeryl chloride in place of propionyl chloride to react with *N*-hydroxy-6-[4-(2-trifluoromethylbenzoyl)piperazin-1-yl]pyridazine-3-carboxamide, the title
15 compound was obtained as white crystals in 48% yield (0.110 g). m.p. 175 °C. ¹H NMR (300 MHz, CDCl₃) δ 7.90 (d, *J* = 9.3 Hz, 1H), 7.75 (d, *J* = 7.6 Hz, 1H), 7.67-7.48 (m, 2H), 7.30 (d, *J* = 7.5 Hz, 1H), 7.00 (d, *J* = 9.3 Hz, 1H), 4.15-3.65 (m, 6H), 3.32 7.30 (t, *J* = 4.9 Hz, 2H), 2.95 (t, *J* = 7.7 Hz, 2H), 1.92-1.75 (m, 2H), 1.48-1.35 (m, 2H), 0.90 (t, *J* = 7.3 Hz, 2H). ¹³C NMR (75 MHz, CDCl₃) δ 167.6, 166.5, 142.0, 134.3, 134.3, 132.3,
20 129.4, 127.3, 127.2, 127.1, 126.9, 126.8, 126.8, 111.8, 46.4, 44.6, 44.3, 41.2, 28.5, 26.3, 22.1, 13.5. MS (ES+) *m/z* 461.2 (M+1).

EXAMPLE 5

SYNTHESIS OF [4-(6-PYRIDIN-2-YLPYRIDAZIN-3-YL)PIPERAZIN-1-YL]-(2-TRIFLUOROMETHYLPHENYL)METHANONE

25 To a stirred mixture of 3-piperazin-1-yl-6-pyridin-2-ylpyridazine (0.240 g, 1.000 mmol) and triethylamine (0.7 mL) in dichloromethane (15 mL) at room temperature was added 2-trifluoromethylbenzoyl chloride (0.210 g, 1.000 mmol). After 15 minutes, the mixture was washed with citric acid and NaHCO₃. The organic layer was separated, dried over anhydrous MgSO₄ and evaporated to yield solid residue, which was
30 crystallized from ether to afford the title compound as a white solid in 23% yield (0.097 g). ¹H NMR (300 MHz, CDCl₃) δ 8.6 (d, *J* = 4.4 Hz, 1H), 8.5 (d, *J* = 8.0 Hz, 1H), 8.3 (d, *J* = 9.5 Hz, 1H), 7.8 (m, 1H), 7.7 (d, *J* = 7.7 Hz, 1H), 7.6 (t, *J* = 7.3 Hz, 1H), 7.5 (t, *J* =

7.5 Hz, 1H), 7.35 (d, $J = 7.3$ Hz, 1H), 7.28 (m, 1H), 7.0 (d, $J = 9.5$ Hz, 1H), 4.1-3.6 (m, 6H), 3.35-3.31 (m, 2H). ^{13}C NMR (75 MHz, CDCl_3) δ 167.6, 159.3, 153.9, 151.4, 148.9, 137.0, 134.4, 132.3, 127.3, 126.8, 123.6, 120.3, 113.1, 46.5, 44.9, 44.6, 41.3. MS (ES+) m/z 414.1 (M+1).

5

EXAMPLE 5.1

SYNTHESIS OF [4-(6-PHENYLPYRIDAZIN-3-YL)PIPERAZIN-1-YL]-(2-TRIFLUOROMETHYLPHENYL)METHANONE

Following the procedure as described in Example 5, making variations only as required to use 3-phenyl-6-piperazin-1-ylpyridazine in place of 3-piperazin-1-yl-6-
10 pyridin-2-ylpyridazine to react with 2-trifluoromethylbenzoyl chloride, the title compound was obtained as an off-white solid in 67% yield (0.312 g). ^1H NMR (300 MHz, CDCl_3) δ 7.97-7.95 (m, 2H), 7.73-7.71 (m, 2H), 7.63-7.51 (m, 2H), 7.47-7.39 (m, 3H), 7.34 (d, $J = 7.3$ Hz, 1H), 7.06 (d, $J = 9.9$ Hz, 1H), 4.10-3.67 (m, 6H), 3.35-3.32 (m, 2H). ^{13}C NMR (75 MHz, CDCl_3) δ 167.6, 158.2, 151.7, 135.9, 134.3, 132.4, 129.5, 129.2, 128.9,
15 127.3, 126.9, 126.1, 114.2, 46.5, 45.2, 44.9, 41.3. MS (ES+) m/z 413.0 (M+1).

EXAMPLE 5.2

SYNTHESIS OF (4-[2,3']BIPYRIDINYL-6'-YL-PIPERAZIN-1-YL)-(2-TRIFLUOROMETHYLPHENYL)METHANONE

Following the procedure as described in Example 5, making variations only as
20 required to use 6'-piperazin-1-yl-[2,3']bipyridine in place of 3-piperazin-1-yl-6-pyridin-2-ylpyridazine to react with 2-trifluoromethylbenzoyl chloride, the title compound was obtained as a white solid in 20% yield (0.102 g). ^1H NMR (300 MHz, CDCl_3) δ 8.75 (m, 1H), 8.62 (m, 1H), 8.19 (m, 1H), 7.73-7.67 (m, 2H), 7.63-7.58 (m, 2H), 7.53 (t, $J = 7.4$ Hz, 7.39, 1H), 7.35 (d, $J = 7.4$ Hz, 1H), 7.16 (m, 1H), 6.73 (d, $J = 8.9$ Hz, 1H), 4.01-
25 3.85 (m, 2H), 3.73-3.69 (m, 2H), 3.59-3.56 (m, 2H), 3.31-3.28 (m, 2H). ^{13}C NMR (75 MHz, CDCl_3) δ 167.5, 158.9, 155.1, 149.7, 146.6, 136.7, 136.3, 132.2, 129.3, 127.3, 126.8, 126.7, 125.3, 121.5, 119.2, 106.9, 134.6, 46.7, 45.0, 44.9, 41.4. MS (ES+) m/z 413.1 (M+1).

EXAMPLE 6

SYNTHESIS OF {4-[5-(1H-BENZOIMIDAZOL-2-YL)PYRIDIN-2-YL]PIPERAZIN-1-YL}-
(2-TRIFLUOROMETHYLPHENYL)METHANONE

To the suspension of 2-(6-piperazin-1-ylpyridin-3-yl)-1H-benzoimidazole (0.403
5 g, 1.440 mmol) in 25 mL of mixture of THF:dichloromethane (1:1) was added 2-
trifluoromethylbenzoyl chloride (0.300 g, 1.440 mmol) in the presence of triethylamine
(1 mL). The mixture was stirred at room temperature for 1 hour. The solvent was then
evaporated and ethyl acetate was added. The suspension was ultrasonicated and
filtered. The filtrate was concentrated *in vacuo* and the residue was subjected to
10 column chromatography. The title compound was obtained as a white solid in 15%
yield (0.097 g). ¹H NMR (300 MHz, CDCl₃) δ 8.71 (s, 1H), 8.24 (dd, *J* = 2.4 and 9.0 Hz,
1H), 7.81 (d, *J* = 7.5 Hz, 1H), 7.74 (t, *J* = 7.5 Hz, 1H), 7.63 (t, *J* = 7.5 Hz, 1H), 7.52-
7.48 (m, 2H), 7.51 (d, *J* = 7.5 Hz, 1H), 7.14-7.11 (m, 2H), 6.97 (d, *J* = 9.0 Hz, 1H),
3.78-3.71 (m, 4H), 3.60-3.46 (m, 2H), 3.29-3.11 (m, 2H). ¹³C NMR (75 MHz, CDCl₃) δ
15 166.8, 159.2, 150.4, 146.8, 136.1, 135.1, 135.1, 133.4, 130.1, 128.0, 127.1, 127.0,
126.1, 126.0, 125.6, 122.4, 116.2, 107.4, 46.6, 44.6, 44.4, 41.4. MS (ES+) *m/z* 452.3
(M+1).

EXAPLE 6.1

SYNTHESIS OF {4-[6-(1H-BENZOIMIDAZOL-2-YL)PYRIDAZIN-3-YL]PIPERAZIN-1-
20 YL}-(2-TRIFLUOROMETHYLPHENYL)METHANONE

Following the procedure as described in Example 6, making variations only as
required to use 2-(6-piperazin-1-ylpyridazin-3-yl)-1H-benzoimidazole in place of 2-(6-
piperazin-1-ylpyridin-3-yl)-1H-benzoimidazole to react with 2-trifluoromethylbenzoyl
chloride, the title compound was obtained as a white powder in 27% yield (0.122 g).
25 ¹H NMR (300 MHz, CDCl₃) δ 13.25 (s, 1H), 8.16 (d, *J* = 9.6 Hz, 1H), 7.82 (d, *J* = 7.8
Hz, 1H), 7.75 (t, *J* = 7.5 Hz, 1H), 7.65 (t, *J* = 7.6 Hz, 2H), 7.54 (d, *J* = 7.5 Hz, 1H), 7.47
(d, *J* = 7.6 Hz, 1H), 7.42 (d, *J* = 9.6 Hz, 1H), 7.22-7.13 (m, 2H), 3.87-3.56 (m, 6H),
3.26-3.12 (m, 2H). ¹³C NMR (75 MHz, CDCl₃) δ 165.1, 158.2, 148.1, 142.8, 142.5,
133.7, 133.4, 131.8, 128.4, 126.4, 125.4, 124.9, 124.4, 124.3, 123.9, 121.8, 120.8,
30 117.8, 112.4, 110.6, 44.8, 42.9, 42.7, 39.6. MS (ES+) *m/z* 453.3 (M+1).

EXAMPLE 6.2

SYNTHESIS OF {4-[6-(6-CHLORO-1H-BENZOIMIDAZOL-2-YL)PYRIDAZIN-3-YL]-
PIPERAZIN-1-YL}-(2-TRIFLUOROMETHYLPHENYL)METHANONE

Following the procedure as described in Example 6, making variations only as
5 required to use 6-chloro-2-(6-piperazin-1-yl-pyridazin-3-yl)-1H-benzoimidazole in place
of 2-(6-piperazin-1-ylpyridin-3-yl)-1H-benzoimidazole to react with 2-trifluoromethyl-
benzoyl chloride, the title compound was obtained as a white powder in 24% yield
(0.118 g). ¹H NMR (300 MHz, CDCl₃) δ 13.4 (m, 1H), 8.15 (d, *J* = 9.5 Hz, 1H), 7.82 (d,
J = 7.8 Hz, 1H), 7.76 (t, *J* = 7.5 Hz, 1H), 7.70-7.63 (m, 2H), 7.54 (d, *J* = 7.5 Hz, 1H),
10 7.48-7.45 (m, 1H), 7.42 (d, *J* = 9.6 Hz, 1H), 7.24-7.16 (m, 1H), 3.83-3.59 (m, 6H), 3.30-
3.20 (m, 2H). MS (ES+) *m/z* 487.4 (M+1).

EXAMPLE 7

SYNTHESIS OF {4-[6-(3-PROPYL[1,2,4]OXADIAZOL-5-YL)PYRIDAZIN-3-YL]
PIPERAZIN-1-YL}-(2-TRIFLUOROMETHYLPHENYL)METHANONE

15 To a suspension of 6-[4-(2-trifluoromethylbenzoyl)piperazin-1-yl]pyridazine-3-
carboxylic acid (0.500 g, 1.314 mmol) in chloroform, one drop of DMF was added
followed by the addition of thionyl chloride (0.5 mL). The mixture was heated at reflux
overnight. The clear solution was evaporated to dryness under vacuum to get a pale
yellow syrup. This syrup was then dissolved in anhydrous dichloromethane (1 mL) and
20 transferred to a solution containing *N*-hydroxybutyramidine (0.134 g, 1.314 mmol) and
triethylamine (0.5 mL) in dichloromethane (5 mL) at 0°C. The mixture was warmed up
to room temperature and stirred for another 30 minutes. The solvent was removed *in*
vacuo. The crude mixture was suspended in 1,4-dioxane-water (1:1, 9 mL) containing
cesium carbonate (0.3 g) and heated at reflux overnight, cooled, concentrated and
25 diluted with water (10 mL), extracted with ethyl acetate. The organic phase was dried
over anhydrous Na₂SO₄ and concentrated. The residue was purified by column
chromatography and recrystallization from ethyl acetate-hexanes. The title compound
was obtained as a white solid in 39% yield (0.228 g). m.p. 226 °C. ¹H NMR (300 MHz,
CDCl₃) δ 7.98 (d, *J* = 9.6 Hz, 1H), 7.71 (d, *J* = 7.7 Hz, 1H), 7.65-7.50 (m, 2H), 7.34 (d, *J*
30 = 7.4 Hz, 1H), 6.97 (d, *J* = 9.6 Hz, 1H), 4.11-3.98 (m, 1H), 3.96-3.70 (m, 5H), 3.34 (t, *J*
= 5.1 Hz, 2H), 2.77 (t, *J* = 7.4 Hz, 2H), 1.90-1.75 (m, 2H), 0.99 (t, *J* = 7.3 Hz, 3H). ¹³C
NMR (75 MHz, CDCl₃) δ 172.6, 171.1, 167.7, 159.2, 139.7, 134.1, 132.4, 129.5, 127.8,

127.2, 126.9, 126.8, 111.3, 46.3, 44.5, 44.1, 41.2, 27.9, 20.4, 13.7. MS (ES+) m/z 447.0 (M+1).

EXAMPLE 7.1

5 SYNTHESIS OF {4-[6-(3-PENTYL[1,2,4]OXADIAZOL-5-YL)PYRIDAZIN-3-YL]PIPERAZIN-1-YL}-(2-TRIFLUOROMETHYLPHENYL)METHANONE

Following the procedure as described in Example 7, making variation only as required to use *N*-hydroxyhexanamidine in place of *N*-hydroxybutyramidine, the title compound was obtained as a white solid in 33% yield (0.205 g). m.p. 164 °C. ¹H NMR (300 MHz, CDCl₃) δ 7.99 (d, *J* = 9.8 Hz, 1H), 7.71 (d, *J* = 7.9 Hz, 1H), 7.60-7.50 (m, 10 2H), 7.34 (d, *J* = 7.4 Hz, 1H), 6.97 (d, *J* = 9.6 Hz, 1H), 4.11-3.98 (m, 1H), 3.96-3.70 (m, 5H), 3.34 (t, *J* = 5.2 Hz, 2H), 2.77 (t, *J* = 7.6 Hz, 2H), 1.85-1.70 (m, 2H), 1.40-1.30 (m, 4H), 0.87 (t, *J* = 6.8 Hz, 3H). ¹³C NMR (75 MHz, CDCl₃) δ 172.6, 171.3, 167.6, 159.3, 139.8, 134.1, 134.1, 132.4, 129.5, 127.7, 127.2, 127.1, 126.9, 126.8, 111.2, 46.3, 44.4, 44.1, 41.2, 31.2, 26.7, 26.0, 22.2, 13.9. MS (ES+) m/z 475.0 (M+1).

15

EXAMPLE 8

SYNTHESIS OF {4-[6-(4-METHYL-4,5-DIHYDRO-1*H*-IMIDAZOL-2-YL)PYRIDAZIN-3-YL]PIPERAZIN-1-YL}-(2-TRIFLUOROMETHYLPHENYL)METHANONE

A. A mixture of 6-[4-(2-trifluoromethylbenzoyl)piperazin-1-yl]pyridazine-3-carboxylic acid methyl ester (0.200 g, 0.502 mmol) and propane-1,2-diamine (2 mL) 20 was heated in a sealed tube at 140°C for 12 hours. The mixture was cooled and concentrated under high vacuum to remove excess amount of propane-1,2-diamine. The residue was purified by column chromatography to afford 6-[4-(2-trifluoromethylbenzoyl)piperazin-1-yl]pyridazine-3-carboxylic acid (2-aminopropyl)amide (0.188 g, 85%) as a white foam. ¹H NMR (300 MHz, MeOH-*d*₄) δ 7.92 (d, *J* = 9.3 Hz, 1H), 7.81 (d, *J* = 7.9 Hz, 1H), 7.78-7.61 (m, 2H), 7.50 (d, *J* = 7.3 Hz, 1H), 7.30 (d, *J* = 9.6 Hz, 1H), 4.00-3.82 (m, 4H), 3.72 (t, *J* = 4.9 Hz, 2H), 3.45-3.23 (m, 5H), 1.10 (d, *J* = 6.3 Hz, 3H). MS (ES+) m/z 437.0 (M+1). 25

B. 6-[4-(2-Trifluoromethylbenzoyl)piperazin-1-yl]pyridazine-3-carboxylic acid (2-aminopropyl)amide (0.100 g, 0.229 mmol) was refluxed in POCl₃ (3 mL) for 6 30 hours. The mixture was cooled, concentrated and quenched with 1 N NaOH (3 mL). The brown solution was extracted with dichloromethane. The organic phase was dried over anhydrous Na₂SO₄ and concentrated. The residue was purified by column

chromatography to afford the title compound as thick syrup in 55% yield (0.053 g). ¹H NMR (300 MHz, CDCl₃) δ 8.10 (d, *J* = 9.6 Hz, 1H), 7.71 (d, *J* = 7.4 Hz, 1H), 7.65-7.50 (m, 2H), 7.34 (d, *J* = 7.4 Hz, 1H), 6.94 (d, *J* = 9.6 Hz, 1H), 4.25-4.12 (m, 1H), 4.10-3.60 (m, 7H), 3.41 (dd, *J* = 7.6, 11.8 Hz, 1H), 3.30 (t, *J* = 5.1 Hz, 2H), 1.30 (d, *J* = 6.3 Hz, 3H). ¹³C NMR (75 MHz, CDCl₃) δ 167.6, 160.9, 159.5, 143.2, 134.2, 134.2, 132.4, 129.5, 127.5, 127.2, 127.1, 126.9, 126.9, 126.8, 126.7, 125.4, 121.8, 112.2, 46.3, 44.5, 44.4, 41.2, 21.6. MS (ES+) *m/z* 419.2 (M+1).

EXAMPLE 9

10 SYNTHESIS OF {4-[6-(6-BROMO-3H-IMIDAZO[4,5-B]PYRIDIN-2-YL)PYRIDAZIN-3-YL]PIPERAZIN-1-YL}-(2-TRIFLUOROMETHYLPHENYL)METHANONE

A mixture of 5-bromopyridine-2,3-diamine (0.188 g, 1.000 mmol) and 6-[4-(2-trifluoromethylbenzoyl)piperazin-1-yl]pyridazine-3-carboxylic acid (0.380 g, 1.000 mmol) in POCl₃ (7 mL) was heated to reflux for 24 hours. The solvent was evaporated *in vacuo*, and the dark residue was neutralized with ice-cold NaOH solution. The mixture was extracted with ethyl acetate. The organic layer was separated, dried over MgSO₄ and filtered through the short pad of silica gel. The filtrate was concentrated, ether was added. After cooling to 10-15°C the white precipitation started to form. This was filtered off and dried *in vacuo* to yield {4-[6-(6-bromo-3H-imidazo[4,5-b]pyridin-2-yl)pyridazin-3-yl]piperazin-1-yl}-(2-trifluoromethylphenyl)methanone in 74% yield (0.394 g, 0.810 mmol). ¹H NMR (300 MHz, CDCl₃) δ 13.64 (br.,s, 1H), 8.40 (s, 1H), 8.17 (d, *J* = 9.6 Hz, 1H), 8.03 (br, s, 1H), 7.82 (d, *J* = 7.8 Hz, 1H), 7.76 (t, *J* = 7.4 Hz, 1H), 7.65 (t, *J* = 7.5 Hz, 1H), 7.43 (d, *J* = 9.6 Hz, 1H), 3.90-3.20 (m, 8H). ¹³C NMR (75 MHz, CDCl₃) δ 166.8, 159.9, 152.8, 144.9, 143.5, 135.0, 133.4, 130.1, 128.0, 127.1, 127.0, 126.9, 126.0, 125.9, 125.6, 122.4, 113.8, 46.4, 44.5, 44.3, 41.2. MS (ES+) *m/z* 532, 534 (M+1).

EXAMPLE 10

SYNTHESIS OF (5-FLUORO-2-TRIFLUOROMETHYLPHENYL)-{4-[5-(5-PROPYL-4,5-DIHYDRO-1H-IMIDAZOL-2-YL)PYRIDIN-2-YL]PIPERAZIN-1-YL}METHANONE

To a stirred solution of 6-[4-(5-fluoro-2-trifluoromethylbenzoyl)piperazin-1-yl]nicotinic acid (0.509 g, 1.281 mmol) in POCl₃ (10 mL) was added dropwise 1,2-diaminopentane (3.50 g, 34.0 mmol). The resulting mixture was stirred at reflux for 16 h and then allowed to cool to ambient temperature and concentrated. The residue was

taken up in saturated NaHCO₃ and extracted with dichloromethane. The combined organic layers were dried over Na₂SO₄ and concentrated. The crude product was purified by chromatography to afford the title compound in 9% yield (0.052 g). ¹H NMR (300 MHz, CDCl₃) δ 9.09 (d, *J* = 2.2 Hz, 1H), 8.56 (dd, *J* = 2.2, 9.2 Hz, 1H), 7.74 (dd, *J* = 5.1, 8.8 Hz, 1H), 7.22 (d, *J* = 7.8 Hz, 1H), 7.10 (dd, *J* = 2.4, 8.0 Hz, 1H), 6.65 (d, *J* = 9.2 Hz, 1H), 4.32-3.49 (m, 9H), 1.92-0.75 (m, 9H). MS (ES+) *m/z* 464 (M+1).

EXAMPLE 10.1

SYNTHESIS OF (5-FLUORO-2-TRIFLUOROMETHYLPHENYL)-{4-[5-(5-METHYL-4,5-DIHYDRO-1H-IMIDAZOL-2-YL)PYRIDIN-2-YL]PIPERAZIN-1-YL}METHANONE

10 Following the procedure as described in Example 10, making variations only as required to use 1,2-diaminopropane in place of 1,2-diaminopentane to react with 6-[4-(5-fluoro-2-trifluoromethylbenzoyl)piperazin-1-yl]nicotinic acid, the title compound was obtained as a pale yellow solid in 46% yield (0.260 g). ¹H NMR (300 MHz, CD₃OD) δ 8.63 (d, *J* = 2.3 Hz, 1H), 7.98-7.86 (m, 2H), 7.48-7.35 (m, 2H), 6.99 (d, *J* = 9.2 Hz, 1H),
15 4.55-4.41 (m, 1H), 3.98-3.33 (m, 10H), 1.44 (d, *J* = 6.3 Hz, 3H). MS (ES+) *m/z* 436 (M+1).

EXAMPLE 11

SYNTHESIS OF (5-FLUORO-2-TRIFLUOROMETHYLPHENYL)-{4-[5-(5-PROPYL-1H-IMIDAZOL-2-YL)PYRIDIN-2-YL]PIPERAZIN-1-YL}METHANONE

20 To a stirred solution of oxalyl chloride (0.029 g, 0.228 mmol) in CH₂Cl₂ (1.5 mL) was added dropwise DMSO (0.028 g, 0.358 mmol) at -78°C under nitrogen. The resulting mixture was stirred for 10 minutes. To this mixture was added dropwise a solution of (5-fluoro-2-trifluoromethylphenyl)-{4-[5-(5-propyl-4,5-dihydro-1H-imidazol-2-yl)pyridin-2-yl]piperazin-1-yl}methanone (0.052 g, 0.112 mmol) in dichloromethane (1.5
25 mL). The resulting mixture was stirred for 10 minutes followed by the addition of triethylamine (0.056 g, 0.553 mmol). The reaction mixture was stirred at -78°C for 1 h, and then allowed to warm to ambient temperature and quenched with water. The aqueous phase was extracted with dichloromethane. The combined organic layers were dried over Na₂SO₄ and then concentrated. The crude product was purified by
30 preparative TLC to afford the title compound in 10% yield (0.005 g). ¹H NMR (300 MHz, CDCl₃) δ 8.58 (s, 1H), 8.07 (dd, *J* = 1.0, 9.0 Hz, 1H), 7.75 (dd, *J* = 5.1, 8.8 Hz, 1H), 7.08 (dd, *J* = 2.3, 7.9 Hz, 1H), 6.81 (s, 1H), 6.67 (d, *J* = 9.0 Hz, 1H),

4.01-3.64 (m, 4H), 3.58-3.51 (m, 2H), 3.35-3.27 (m, 2H), 2.64-2.55 (m, 2H), 1.74-1.61 (m, 2 H), 0.96 (t, $J = 7.3$ Hz, 3H). MS (ES+) m/z 462 (M+1).

EXAMPLE 11.1

5 SYNTHESIS OF (5-FLUORO-2-TRIFLUOROMETHYLPHENYL)-{4-[5-(5-METHYL-1H-IMIDAZOL-2-YL)PYRIDIN-2-YL]PIPERAZIN-1-YL}METHANONE

Following the procedure as described in Example 11, making variation only as required to use (5-fluoro-2-trifluoromethylphenyl)-{4-[5-(5-methyl-4,5-dihydro-1H-imidazol-2-yl)pyridin-2-yl]piperazin-1-yl}methanone in place of (5-fluoro-2-trifluoromethylphenyl)-{4-[5-(5-propyl-4,5-dihydro-1H-imidazol-2-yl)pyridin-2-yl]piperazin-1-yl}methanone, the title compound was obtained in 22% yield (0.033 g).
10 ^1H NMR (300 MHz, CDCl_3) δ 8.54 (d, $J = 1.9$ Hz, 1H), 8.03 (dd, $J = 2.5, 8.9$ Hz, 1H), 7.75 (dd, $J = 5.1, 8.8$ Hz, 1H), 7.22 (dd, $J = 1.8, 8.1$ Hz, 1H), 7.08 (dd, $J = 2.5, 8.0$ Hz, 1H), 6.79 (d, $J = 1.0$ Hz, 1H), 6.67 (d, $J = 8.8$ Hz, 1H), 4.02-3.80 (m, 2H), 3.74-3.64 (m, 2H), 3.58-3.51 (m, 2H), 3.34-3.26 (m, 2H), 2.28 (s, 3H). MS (ES+) m/z 434 (M+1).

15 EXAMPLE 11.2

SYNTHESIS OF {4-[6-(4-METHYL-1H-IMIDAZOL-2-YL)PYRIDAZIN-3-YL]PIPERAZIN-1-YL}(2-TRIFLUOROMETHYLPHENYL)METHANONE

Following the procedure as described in Example 11, making variation only as required to use (2-trifluoromethylphenyl)-{4-[6-(4-methyl-4,5-dihydro-1H-imidazol-2-yl)pyridazin-3-yl]piperazin-1-yl}methanone in place of (5-fluoro-2-trifluoromethylphenyl)-{4-[5-(5-propyl-4,5-dihydro-1H-imidazol-2-yl)pyridin-2-yl]piperazin-1-yl}methanone, the title compound was obtained as a thick syrup in 55% yield (0.053 g).
20 ^1H NMR (300 MHz, CDCl_3) δ 8.10 (d, $J = 9.6$ Hz, 1H), 7.71 (d, $J = 7.4$ Hz, 1H), 7.65-7.50 (m, 2H), 7.34 (d, $J = 7.4$ Hz, 1H), 6.94 (d, $J = 9.6$ Hz, 1H), 4.25-4.12 (m, 1H), 4.10-3.60 (m, 7H), 3.41 (m, 1H), 3.30 (t, $J = 5.1$ Hz, 2H), 1.30 (d, $J = 6.3$ Hz, 3H). ^{13}C NMR (75 MHz, CDCl_3) δ 167.6, 160.9, 159.5, 143.2, 134.2, 134.2, 132.4, 129.5, 127.5, 127.2, 127.1, 126.9, 126.9, 126.8, 126.7, 125.4, 121.8, 112.2, 46.3, 44.5, 44.4, 41.2, 21.6. MS (ES+) m/z 417.1 (M+1).

EXAMPLE 11.3

SYNTHESIS OF (5-FLUORO-2-TRIFLUOROMETHYLPHENYL)-{4-[6-(4-METHYL-1H-IMIDAZOL-2-YL)PYRIDAZIN-3-YL]PIPERAZIN-1-YL}METHANONE

Following the procedure as described in Example 11, making variations only as
5 required to use (5-fluoro-2-trifluoromethylphenyl)-{4-[6-(4-methyl-4,5-dihydro-1H-
imidazol-2-yl)pyridazin-3-yl]piperazin-1-yl}methanone in place of (5-fluoro-2-
trifluoromethylphenyl)-{4-[5-(5-propyl-4,5-dihydro-1H-imidazol-2-yl)pyridin-2-
yl]piperazin-1-yl}methanone, the title compound was obtained as a thick syrup in 56%
yield (0.062 g). ¹H NMR (300 MHz, CDCl₃) δ 8.37 (d, *J* = 9.6 Hz, 1H), 7.78-7.73 (m,
10 1H), 7.28-7.22 (m, 1H), 7.16-7.09 (m, 1H), 7.07 (s, 1H), 7.01 (d, *J* = 9.6 Hz, 1H), 4.23-
3.96 (m, 4H), 3.63-3.45 (m, 2H), 3.41-3.33 (m, 2H) 2.33 (s, 3H). ¹³C NMR (75 MHz,
CDCl₃) δ 169.5, 162.1, 143.8, 141.2, 139.3, 133.8, 132.6, 129.1, 119.9, 119.7, 117.8,
117.5, 116.2, 49.2, 47.1, 46.8, 44.2, 12.5. MS (ES+) *m/z* 435.6 (M+1).

EXAMPLE 11.4

15 SYNTHESIS OF (5-FLUORO-2-TRIFLUOROMETHYLPHENYL)-{4-[6-(4-PROPYL-1H-IMIDAZOL-2-YL)PYRIDAZIN-3-YL]PIPERAZIN-1-YL}METHANONE

Following the procedure as described in Exmample 11, making variations only as
required to use (5-fluoro-2-trifluoromethylphenyl)-{4-[6-(4-propyl-4,5-dihydro-1H-
imidazol-2-yl)pyridazin-3-yl]piperazin-1-yl}methanone in place of (5-fluoro-2-
20 trifluoromethylphenyl)-{4-[5-(5-propyl-4,5-dihydro-1H-imidazol-2-yl)pyridin-2-
yl]piperazin-1-yl}methanone, the title compound was obtained as a thick syrup in 65%
yield (0.155 g). ¹H NMR (300 MHz, CDCl₃) δ 8.46 (d, *J* = 9.6 Hz, 1H), 7.78-7.75 (m,
1H), 7.32-7.22 (m, 2H), 7.17-7.01 (m, 1H), 7.08 (s, 1H), 7.02 (d, *J* = 9.6 Hz, 1H), 4.31-
4.02 (m, 4H), 3.63-3.35 (m, 4H), 2.64 (t, *J* = 7.5 Hz, 2H), 1.69-1.56 (m, 2H), 0.84 (t, *J* =
25 7.5 Hz, 3H). ¹³C NMR (75 MHz, CDCl₃) δ 166.3, 166.0, 162.6, 161.7, 161.2, 159.2,
141.0, 138.5, 136.4, 135.8, 129.7, 126.5, 125.1, 123.3, 122.8, 121.5, 118.2, 117.1,
116.8, 116.5, 114.9, 114.6, 114.3, 112.5, 46.5, 44.5, 44.1, 41.9, 26.5, 21.8, 13.3. MS
(ES+) *m/z* 463 (M+1).

EXAMPLE 11.5

SYNTHESIS OF {4-[6-(4-PROPYL-1H-IMIDAZOL-2-YL)PYRIDAZIN-3-YL]-
PIPERAZIN-1-YL}-(2-TRIFLUOROMETHYLPHENYL)METHANONE

Following the procedure as described in Example 11, making variations only as
5 required to use {4-[6-(4-propyl-4,5-dihydro-1H-imidazol-2-yl)pyridazin-3-yl]piperazin-1-
yl}-(2-trifluoromethylphenyl)methanone in place of (5-fluoro-2-trifluoromethylphenyl)-{4-
[5-(5-propyl-4,5-dihydro-1H-imidazol-2-yl)pyridin-2-yl]piperazin-1-yl}methanone, the
title compound was obtained as a thick syrup in 68% yield (0.162 g). ¹H NMR (300
MHz, CDCl₃) δ 8.46 (d, *J* = 9.6 Hz, 1H), 7.78-7.76 (m, 1H), 7.68-7.51 (m, 2H), 7.41-
10 7.39 (m, 1H), 7.07 (s, 1H), 7.01 (d, *J* = 9.6 Hz, 1H), 4.3-4.1 (m, 4H), 3.6-3.35 (m, 4H),
2.62 (t, *J* = 7.5 Hz, 2H), 1.67-1.54 (m, 2H), 0.83 (t, *J* = 7.5 Hz, 3H). ¹³C NMR (75 MHz,
CDCl₃) δ 167.9, 161.7, 167.3, 159.2, 141.1, 138.6, 135.9, 133.9, 133.8, 132.6, 129.8,
127.1, 126.9, 116.5, 112.4, 46.6, 44.7, 44.3, 41.9, 26.5, 21.8, 13.3. MS (ES+) *m/z*
445.8 (M+1).

15

EXAMPLE 12

SYNTHESIS OF (5-FLUORO-2-TRIFLUOROMETHYLPHENYL)-{4-[6-(5-
PHENYLOXAZOL-2-YL)PYRIDAZIN-3-YL]PIPERAZIN-1-YL}METHANONE

A few drops of concentrated sulfuric acid was added to 6-[4-(5-fluoro-2-
trifluoromethylbenzoyl)piperazin-1-yl]pyridazine-3-carboxylic acid (2-oxo-2-phenylethyl)
20 amide (0.100 g, 0.194 mmol). This mixture was stirred at ambient temperature over
night. The reaction was quenched with ice water, followed by the addition of 2 mL of
5% ammonia solution. The resulting mixture was extracted with ethyl acetate. The
organic layers were combined, dried over anhydrous sodium sulphate, then
concentrated *in vacuo*. The residue was purified by column chromatography to yield
25 the title compound as a white solid in 82% yield (0.079 g). m.p. 122-125 °C. ¹H NMR
(300 MHz, CDCl₃) δ 8.04 (d, *J* = 9.6 Hz, 1H), 7.80-7.71 (m, 3H), 7.49-7.37 (m, 3H),
7.36-7.29 (m, 1H), 7.28-7.19 (m, 1H), 7.1-7.04 (m, 1H), 7.01 (d, *J* = 9.6 Hz, 1H), 4.08-
3.96 (1H), 3.93-3.71 (m, 5H), 3.4-3.32 (m, 2H). ¹³C NMR (75 MHz, CDCl₃) δ 166.1
158.8, 158.4, 152.5, 142.3, 129.8, 129.6, 128.9, 128.8, 127.6, 126.8, 125.1, 124.6,
30 123.4, 122.9, 116.8, 116.6, 114.9, 114.7, 112.4, 46.4, 44.7, 44.4, 41.4. MS (ES+) *m/z*
498.1 (M+1).

EXAMPLE 13

MEASURING STEAROYL-COA DESATURASE INHIBITION ACTIVITY OF A TEST COMPOUND USING MOUSE LIVER MICROSOMES.

The identification of compounds of the invention as SCD inhibitors was readily
5 accomplished using the SCD enzymes and microsomal assay procedure described in
Brownlie *et al*, PCT published patent application, WO 01/62954.

Preparation of Mouse Liver Microsomes:

Male ICR mice, on a high-carbohydrate, low fat diet, under light halothane (15%
in mineral oil) anesthesia are sacrificed by exsanguination during periods of high
10 enzyme activity. Livers are immediately rinsed with cold 0.9% NaCl solution, weighed
and minced with scissors. All procedures are performed at 4°C unless specified
otherwise. Livers are homogenized in a solution (1:3 w/v) containing 0.25 M sucrose,
62 mM potassium phosphate buffer (pH 7.0), 0.15 M KCl, 1.5 mM *N*-acetylcysteine, 5
mM MgCl₂, and 0.1 mM EDTA using 4 strokes of a Potter-Elvehjem tissue
15 homogenizer. The homogenate is centrifuged at 10,400 x g for 20 min to eliminate
mitochondria and cellular debris. The supernatant is filtered through a 3-layer
cheesecloth and centrifuged at 105,000 x g for 60 min. The microsomal pellet is gently
resuspended in the same homogenization solution with a small glass/teflon
homogenizer and stored at -70°C. The absence of mitochondrial contamination is
20 enzymatically assessed. The protein concentration is measured using bovine serum
albumin as the standard.

Incubation of Mouse Liver Microsomes with Test Compounds:

Reactions are started by adding 2 mg of microsomal protein to pre-incubated
tubes containing 0.20 μCi of the substrate fatty acid (1-¹⁴C palmitic acid) at a final
25 concentration of 33.3 μM in 1.5 ml of homogenization solution, containing 42 mM NaF,
0.33 mM niacinamide, 1.6 mM ATP, 1.0 mM NADH, 0.1 mM coenzyme A and a 10 μM
concentration of test compound. The tubes are vortexed vigorously and after 15 min
incubation in a shaking water bath (37 °C), the reactions are stopped and fatty acids
are analyzed.

30 Fatty acids are analyzed as follows: The reaction mixture is saponified with
10% KOH to obtain free fatty acids which are further methylated using BF₃ in methanol.
The fatty acid methyl esters are analyzed by high performance liquid chromatography

(HPLC) using a Hewlett Packard 1090, Series II chromatograph equipped with a diode array detector set at 205 nm, a radioisotope detector (Model 171, Beckman, CA) with a solid scintillation cartridge (97% efficiency for ¹⁴C-detection) and a reverse-phase ODS (C-18) Beckman column (250 mm x 4.6 mm i.d.; 5 μm particle size) attached to a pre-
5 column with a μBondapak C-18 (Beckman) insert. Fatty acid methyl esters are separated isocratically with acetonitrile/water (95:5 v:v) at a flow rate of 1 mL/min and are identified by comparison with authentic standards. Alternatively, fatty acid methyl esters may be analyzed by capillary column gas-chromatography (GC) or Thin Layer Chromatography (TLC).

10 Those skilled in the art are aware of a variety of modifications to this assay that can be useful for measuring inhibition of stearoyl-CoA desaturase activity in microsomes by test compounds.

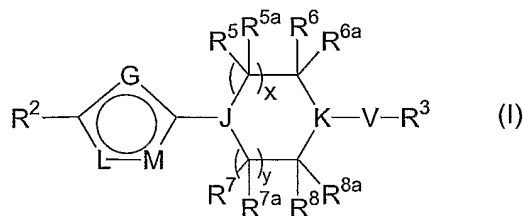
Representative compounds of the invention showed activity as inhibitors of SCD when tested in this assay. The activity was defined in terms of % SCD enzyme
15 activity remaining at the desired concentration of the test compound.

All of the U.S. patents, U.S. patent application publications, U.S. patent applications, foreign patents, foreign patent applications and non-patent publications referred to in this specification and/or listed in the Application Data Sheet are incorporated herein by reference, in their entirety.

20 From the foregoing it will be appreciated that, although specific embodiments of the invention have been described herein for purposes of illustration, various modifications may be made without deviating from the spirit and scope of the invention. Accordingly, the invention is not limited except as by the appended claims.

WHAT IS CLAIMED IS

1. A method of inhibiting human stearoyl-CoA desaturase (hSCD) activity comprising contacting a source of hSCD with a compound of formula (I):



wherein:

x and y are each independently 0, 1, 2 or 3;

G is $-N(R^4)-$, $-O-$, $-S(O)_t-$ (where t is 0, 1 or 2), $-C(R^4)=$ or $-C(R^4)=C(R^4)-$;

J and K are each independently N or $C(R^{10})$;

L and M are each independently $-N=$ or $-C(R^4)=$, provided that when G is $-C(R^4)=$ or $-C(R^4)=C(R^4)-$, L and M can not both be $-C(R^4)=$;

V is direct bond, $-N(R^1)-$, $-N(R^1)C(O)-$, $-O-$, $-C(O)-$, $-C(O)O-$, $-C(S)-$, $-C(O)N(R^1)-$, $-S(O)_p-$ (where p is 1 or 2), or $-S(O)_pN(R^1)-$ (where p is 1 or 2);

each R¹ is independently selected from the group consisting of hydrogen, C₁-C₁₂alkyl, C₂-C₁₂hydroxyalkyl, C₄-C₁₂cycloalkylalkyl and C₇-C₁₉aralkyl;

R² is selected from the group consisting of C₁-C₁₂alkyl, C₂-C₁₂alkenyl, C₂-C₁₂hydroxyalkyl, C₂-C₁₂hydroxyalkenyl, C₂-C₁₂alkoxyalkyl, C₃-C₁₂cycloalkyl, C₄-C₁₂cycloalkylalkyl, aryl, C₇-C₁₉aralkyl, C₃-C₁₂heterocyclyl, C₃-C₁₂heterocyclylalkyl, C₁-C₁₂heteroaryl, and C₃-C₁₂heteroarylalkyl;

or R² is a multi-ring structure having 2 to 4 rings wherein the rings are independently selected from the group consisting of cycloalkyl, heterocyclyl, aryl and heteroaryl and where some or all of the rings may be fused to each other;

R³ is selected from the group consisting of C₁-C₁₂alkyl, C₂-C₁₂alkenyl, C₂-C₁₂hydroxyalkyl, C₂-C₁₂hydroxyalkenyl, C₂-C₁₂alkoxyalkyl, C₃-C₁₂cycloalkyl, C₄-C₁₂cycloalkylalkyl, aryl, C₇-C₁₉aralkyl, C₃-C₁₂heterocyclyl, C₃-C₁₂heterocyclylalkyl, C₁-C₁₂heteroaryl and C₃-C₁₂heteroarylalkyl;

or R³ is a multi-ring structure having 2 to 4 rings wherein the rings are independently selected from the group consisting of cycloalkyl, heterocyclyl, aryl and heteroaryl and where some or all of the rings may be fused to each other;

each R⁴ is independently selected from hydrogen, fluoro, chloro, C₁-C₁₂alkyl, C₁-C₁₂alkoxy, haloalkyl, cyano, nitro or $-N(R^9)_2$;

or two adjacent R⁴ groups, together with the carbons to which they are attached, may form an aryl, heteroaryl or heterocyclyl ring system;

R⁵, R^{5a}, R⁶, R^{6a}, R⁷, R^{7a}, R⁸ and R^{8a} are each independently selected from hydrogen or C₁-C₃alkyl;

or R⁵ and R^{5a} together, R⁶ and R^{6a} together, or R⁷ and R^{7a} together, or R⁸ and R^{8a} together are an oxo group, provided that when V is -C(O)-, R⁶ and R^{6a} together or R⁸ and R^{8a} together do not form an oxo group, while the remaining R⁵, R^{5a}, R⁶, R^{6a}, R⁷, R^{7a}, R⁸ and R^{8a} are each independently selected from hydrogen or C₁-C₃alkyl;

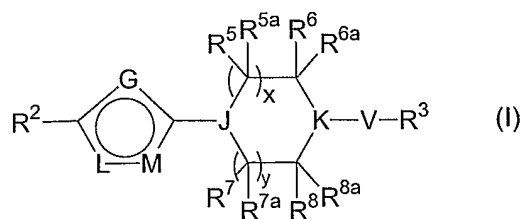
or one of R⁵, R^{5a}, R⁶ and R^{6a} together with one of R⁷, R^{7a}, R⁸ and R^{8a} forms a direct bond or an alkylene bridge, while the remaining R⁵, R^{5a}, R⁶, R^{6a}, R⁷, R^{7a}, R⁸, and R^{8a} are each independently selected from hydrogen or C₁-C₃alkyl;

each R⁹ is independently selected from hydrogen or C₁-C₆alkyl; and

R¹⁰ is independently selected from hydrogen, fluoro, chloro, C₁-C₁₂alkyl or C₁-C₁₂alkoxy.

as a stereoisomer, enantiomer or tautomer thereof, as a mixture of stereoisomers, as a pharmaceutically acceptable salt thereof, or as a prodrug thereof.

2. A method of treating a disease or condition mediated by stearyl-CoA desaturase (SCD) in a mammal, wherein the method comprises administering to the mammal in need thereof a therapeutically effective amount of a compound of formula (I):



wherein:

x and y are each independently 0, 1, 2 or 3;

G is -N(R⁴)-, -O-, -S(O)_t- (where t is 0, 1 or 2), -C(R⁴)= or -C(R⁴)=C(R⁴)-;

J and K are each independently N or C(R¹⁰);

L and M are each independently -N= or -C(R⁴)=, provided that when G is -C(R⁴)= or -C(R⁴)=C(R⁴)-, L and M can not both be -C(R⁴)=;

V is direct bond, -N(R¹)-, -N(R¹)C(O)-, -O-, -C(O)-, -C(O)O-, -C(S)-,

$-\text{C}(\text{O})\text{N}(\text{R}^1)-$, $-\text{S}(\text{O})_p-$ (where p is 1 or 2), or $-\text{S}(\text{O})_p\text{N}(\text{R}^1)-$ (where p is 1 or 2);

each R^1 is independently selected from the group consisting of hydrogen, C_1 - C_{12} alkyl, C_2 - C_{12} hydroxyalkyl, C_4 - C_{12} cycloalkylalkyl and C_7 - C_{19} aralkyl;

R^2 is selected from the group consisting of C_1 - C_{12} alkyl, C_2 - C_{12} alkenyl, C_2 - C_{12} hydroxyalkyl, C_2 - C_{12} hydroxyalkenyl, C_2 - C_{12} alkoxyalkyl, C_3 - C_{12} cycloalkyl, C_4 - C_{12} cycloalkylalkyl, aryl, C_7 - C_{19} aralkyl, C_3 - C_{12} heterocyclyl, C_3 - C_{12} heterocyclylalkyl, C_1 - C_{12} heteroaryl, and C_3 - C_{12} heteroarylalkyl;

or R^2 is a multi-ring structure having 2 to 4 rings wherein the rings are independently selected from the group consisting of cycloalkyl, heterocyclyl, aryl and heteroaryl and where some or all of the rings may be fused to each other;

R^3 is selected from the group consisting of C_1 - C_{12} alkyl, C_2 - C_{12} alkenyl, C_2 - C_{12} hydroxyalkyl, C_2 - C_{12} hydroxyalkenyl, C_2 - C_{12} alkoxyalkyl, C_3 - C_{12} cycloalkyl, C_4 - C_{12} cycloalkylalkyl, aryl, C_7 - C_{19} aralkyl, C_3 - C_{12} heterocyclyl, C_3 - C_{12} heterocyclylalkyl, C_1 - C_{12} heteroaryl and C_3 - C_{12} heteroarylalkyl;

or R^3 is a multi-ring structure having 2 to 4 rings wherein the rings are independently selected from the group consisting of cycloalkyl, heterocyclyl, aryl and heteroaryl and where some or all of the rings may be fused to each other;

each R^4 is independently selected from hydrogen, fluoro, chloro, C_1 - C_{12} alkyl, C_1 - C_{12} alkoxy, haloalkyl, cyano, nitro or $-\text{N}(\text{R}^9)_2$;

or two adjacent R^4 groups, together with the carbons to which they are attached, may form an aryl, heteroaryl or heterocyclyl ring system;

R^5 , R^{5a} , R^6 , R^{6a} , R^7 , R^{7a} , R^8 and R^{8a} are each independently selected from hydrogen or C_1 - C_3 alkyl;

or R^5 and R^{5a} together, R^6 and R^{6a} together, or R^7 and R^{7a} together, or R^8 and R^{8a} together are an oxo group, provided that when V is $-\text{C}(\text{O})-$, R^6 and R^{6a} together or R^8 and R^{8a} together do not form an oxo group, while the remaining R^5 , R^{5a} , R^6 , R^{6a} , R^7 , R^{7a} , R^8 and R^{8a} are each independently selected from hydrogen or C_1 - C_3 alkyl;

or one of R^5 , R^{5a} , R^6 and R^{6a} together with one of R^7 , R^{7a} , R^8 and R^{8a} forms a direct bond or an alkylene bridge, while the remaining R^5 , R^{5a} , R^6 , R^{6a} , R^7 , R^{7a} , R^8 , and R^{8a} are each independently selected from hydrogen or C_1 - C_3 alkyl;

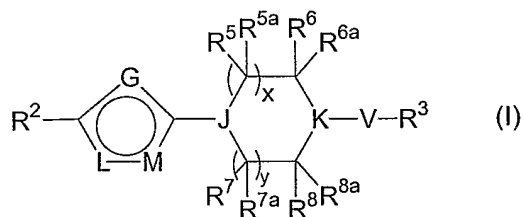
each R^9 is independently selected from hydrogen or C_1 - C_6 alkyl; and

R^{10} is independently selected from hydrogen, fluoro, chloro, C_1 - C_{12} alkyl or C_1 - C_{12} alkoxy.

as a stereoisomer, enantiomer or tautomer thereof, as a mixture of

stereoisomers, as a pharmaceutically acceptable salt thereof, or as a prodrug thereof.

3. The method of Claim 2 wherein the mammal is a human.
4. The method of Claim 3 wherein the disease or condition is selected from the group consisting of Type II diabetes, impaired glucose tolerance, insulin resistance, obesity, fatty liver, non-alcoholic steatohepatitis, dyslipidemia and metabolic syndrome and any combination of these.
5. The method of Claim 4 wherein the disease or condition is Type II diabetes.
6. The method of Claim 4 wherein the disease or condition is obesity.
7. The method of Claim 4 wherein the disease or condition is metabolic syndrome.
8. The method of Claim 4 wherein the disease or condition is fatty liver.
9. The method of Claim 4 wherein the disease or condition is non-alcoholic steatohepatitis.
10. A compound of formula (I):



wherein:

x and y are each independently 0, 1, 2 or 3;

G is $-N(R^4)-$, $-O-$, $-S(O)_t-$ (where t is 0, 1 or 2), $-C(R^4)=$ or $-C(R^4)=C(R^4)-$;

J and K are each independently N or $C(R^{10})$;

L and M are each independently $-N=$ or $-C(R^4)=$, provided that when G is $-C(R^4)=$ or $-C(R^4)=C(R^4)-$, L and M can not both be $-C(R^4)=$;

V is direct bond, $-N(R^1)-$, $-N(R^1)C(O)-$, $-O-$, $-C(O)-$, $-C(O)O-$, $-C(S)-$, $-C(O)N(R^1)-$, $-S(O)_p-$ (where p is 1 or 2), or $-S(O)_pN(R^1)-$ (where p is 1 or 2);

each R^1 is independently selected from the group consisting of hydrogen, C_1-C_{12} alkyl, C_2-C_{12} hydroxyalkyl, C_4-C_{12} cycloalkylalkyl and C_7-C_{19} aralkyl;

R^2 is selected from the group consisting of C_1-C_{12} alkyl, C_2-C_{12} alkenyl, C_2-C_{12} hydroxyalkyl, C_2-C_{12} hydroxyalkenyl, C_2-C_{12} alkoxyalkyl, C_3-C_{12} cycloalkyl, C_4-C_{12} cycloalkylalkyl, aryl, C_7-C_{19} aralkyl, C_3-C_{12} heterocyclyl, C_3-C_{12} heterocyclylalkyl, C_1-C_{12} heteroaryl, and C_3-C_{12} heteroarylalkyl;

or R^2 is a multi-ring structure having 2 to 4 rings wherein the rings are independently selected from the group consisting of cycloalkyl, heterocyclyl, aryl and heteroaryl and where some or all of the rings may be fused to each other;

R^3 is selected from the group consisting of C_1-C_{12} alkyl, C_2-C_{12} alkenyl, C_2-C_{12} hydroxyalkyl, C_2-C_{12} hydroxyalkenyl, C_2-C_{12} alkoxyalkyl, C_3-C_{12} cycloalkyl, C_4-C_{12} cycloalkylalkyl, aryl, C_7-C_{19} aralkyl, C_3-C_{12} heterocyclyl, C_3-C_{12} heterocyclylalkyl, C_1-C_{12} heteroaryl and C_3-C_{12} heteroarylalkyl;

or R^3 is a multi-ring structure having 2 to 4 rings wherein the rings are independently selected from the group consisting of cycloalkyl, heterocyclyl, aryl and heteroaryl and where some or all of the rings may be fused to each other;

each R^4 is independently selected from hydrogen, fluoro, chloro, C_1-C_{12} alkyl, C_1-C_{12} alkoxy, haloalkyl, cyano, nitro or $-N(R^9)_2$;

or two adjacent R^4 groups, together with the carbons to which they are attached, may form an aryl, heteroaryl or heterocyclyl ring system;

R^5 , R^{5a} , R^6 , R^{6a} , R^7 , R^{7a} , R^8 and R^{8a} are each independently selected from hydrogen or C_1-C_3 alkyl;

or R^5 and R^{5a} together, R^6 and R^{6a} together, or R^7 and R^{7a} together, or R^8 and R^{8a} together are an oxo group, provided that when V is $-C(O)-$, R^6 and R^{6a} together or R^8 and R^{8a} together do not form an oxo group, while the remaining R^5 , R^{5a} , R^6 , R^{6a} , R^7 , R^{7a} , R^8 and R^{8a} are each independently selected from hydrogen or C_1-C_3 alkyl;

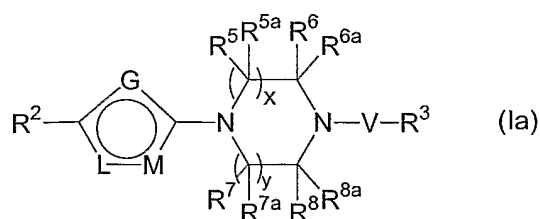
or one of R^5 , R^{5a} , R^6 and R^{6a} together with one of R^7 , R^{7a} , R^8 and R^{8a} forms a direct bond or an alkylene bridge, while the remaining R^5 , R^{5a} , R^6 , R^{6a} , R^7 , R^{7a} , R^8 , and R^{8a} are each independently selected from hydrogen or C_1-C_3 alkyl;

each R^9 is independently selected from hydrogen or C_1-C_6 alkyl; and

R^{10} is independently selected from hydrogen, fluoro, chloro, C_1-C_{12} alkyl or C_1-C_{12} alkoxy.

as a stereoisomer, enantiomer or tautomer thereof, as a mixture of stereoisomers, as a pharmaceutically acceptable salt thereof, or as a prodrug thereof.

11. The compound of Claim 10 where J and K are both N, *i.e.*, a compound having the following formula (Ia):



12. The compound of Claim 11 wherein:

x and y are each 1;

G is $-C(R^4)=C(R^4)-$;

L and M are both $-N=$;

or L is $-C(R^4)=$ and M is $-N=$ or L is $-N=$ and M is $-C(R^4)=$;

V is $-C(O)-$;

R^2 is selected from the group consisting of aryl, C_3 - C_{12} heterocyclyl and C_1 - C_{12} heteroaryl;

R^3 is selected from the group consisting of C_1 - C_{12} alkyl, C_2 - C_{12} alkenyl, C_2 - C_{12} hydroxyalkyl, C_2 - C_{12} hydroxyalkenyl, C_2 - C_{12} alkoxyalkyl, C_3 - C_{12} cycloalkyl, C_4 - C_{12} cycloalkylalkyl, aryl, C_7 - C_{19} aralkyl, C_3 - C_{12} heterocyclyl, C_3 - C_{12} heterocyclylalkyl, C_1 - C_{12} heteroaryl and C_3 - C_{12} heteroarylalkyl;

each R^4 is independently selected from hydrogen, fluoro, chloro, C_1 - C_{12} alkyl, C_1 - C_{12} alkoxy, haloalkyl, cyano, nitro or $-N(R^9)_2$; and

R^5 , R^{5a} , R^6 , R^{6a} , R^7 , R^{7a} , R^8 and R^{8a} are each independently selected from hydrogen or C_1 - C_3 alkyl.

13. The compound of Claim 12 where L and M are both $-N=$.

14. The compound of Claim 13 where R^2 is aryl.

15. The compound of Claim 14 selected from the group consisting of the following:

[4-(6-Phenylpyridazin-3-yl)-piperazin-1-yl]-(2-trifluoromethylphenyl)-methanone.

16. The compound of Claim 13 where R² is C₁-C₁₂heteroaryl.

17. The compound of Claim 16 selected from the group consisting of the following:

{4-[6-(3-Pentyl[1,2,4]oxadiazol-5-yl)pyridazin-3-yl]piperazin-1-yl}-(2-trifluoromethylphenyl)methanone;

{4-[6-(3-Propyl[1,2,4]oxadiazol-5-yl)pyridazin-3-yl] piperazin-1-yl}-(2-trifluoromethylphenyl)methanone;

(4-{6-[3-(3-Methyl-butyl)-[1,2,4]oxadiazol-5-yl]-pyridazin-3-yl}-piperazin-1-yl)-(2-trifluoromethyl-phenyl)-methanone;

{4-[6-(5-Butyl[1,2,4]oxadiazol-3-yl)pyridazin-3-yl]piperazin-1-yl}(2-trifluoromethyl-phenyl)methanone;

{4-[6-(5-Ethyl[1,2,4]oxadiazol-3-yl)pyridazin-3-yl]piperazin-1-yl}(2-trifluoromethyl-phenyl)methanone;

[4-(6-Pyridin-2-yl-pyridazin-3-yl)-piperazin-1-yl]-(2-trifluoromethyl-phenyl)-methanone;

{4-[6-(1H-Benzoimidazol-2-yl)-pyridazin-3-yl]-piperazin-1-yl}-(2-trifluoromethylphenyl)-methanone;

{4-[6-(6-Chloro-1H-benzoimidazol-2-yl)-pyridazin-3-yl]-piperazin-1-yl}-(2-trifluoromethylphenyl)-methanone;

{4-[6-(4-Methyl-1*H*-imidazol-2-yl)pyridazin-3-yl]piperazin-1-yl}(2-trifluoromethylphenyl)methanone;

(5-Fluoro-2-trifluoromethylphenyl)-{4-[6-(5-phenyloxazol-2-yl)pyridazin-3-yl]piperazin-1-yl}methanone;

(5-Fluoro-2-trifluoromethylphenyl)-{4-[6-(4-methyl-1*H*-imidazol-2-yl)pyridazin-3-yl]piperazin-1-yl}methanone;

(5-Fluoro-2-trifluoromethylphenyl)-{4-[6-(4-propyl-1*H*-imidazol-2-yl)pyridazin-3-yl]piperazin-1-yl}methanone; and

{4-[6-(4-Propyl-1*H*-imidazol-2-yl)pyridazin-3-yl]-piperazin-1-yl}-(2-trifluoromethylphenyl)methanone.

18. The compound of Claim 13 where R² is C₃-C₁₂heterocyclyl.

19. The compound of Claim 18 selected from the group consisting of the following:

{4-[6-(4-Methyl-4,5-dihydro-1*H*-imidazol-2-yl)pyridazin-3-yl]piperazin-1-yl}(2-trifluoromethylphenyl)methanone;

1-{6-[4-(2-Trifluoromethyl-benzoyl)-piperazin-1-yl]-pyridazin-3-yl}-imidazolidin-2-one;

1-(3-Methyl-butyl)-3-{6-[4-(2-trifluoromethyl-benzoyl)-piperazin-1-yl]-pyridazin-3-yl}-imidazolidin-2-one;

1-Pentyl-3-{6-[4-(2-trifluoromethyl-benzoyl)-piperazin-1-yl]-pyridazin-3-yl}-imidazolidin-2-one;

1-Ethyl-3-{6-[4-(2-trifluoromethyl-benzoyl)-piperazin-1-yl]-pyridazin-3-yl}-imidazolidin-2-one; and

1-Methyl-3-{6-[4-(2-trifluoromethyl-benzoyl)-piperazin-1-yl]-pyridazin-3-yl}-imidazolidin-2-one.

20. The compound of Claim 12 where L is $-C(R^4)=$ and M is $-N=$ or L is $-N=$ and M is $-C(R^4)=$.

21. The compound of Claim 20 where R^2 is R^2 is C_1-C_{12} heteroaryl or C_3-C_{12} heterocyclyl.

22. The compound of Claim 21 selected from the group consisting of the following:

(4-[2,3']Bipyridinyl-6'-yl-piperazin-1-yl)-(2-trifluoromethylphenyl)-methanone;

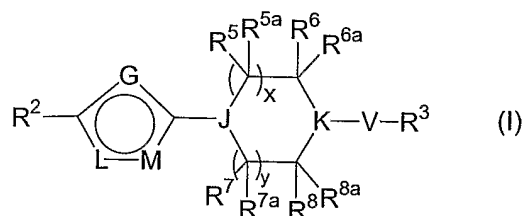
{4-[5-(1*H*-Benzoimidazol-2-yl)-pyridin-2-yl]-piperazin-1-yl)-(2-trifluoromethyl-phenyl)-methanone;

(5-Fluoro-2-trifluoromethylphenyl)-{4-[5-(5-methyl-4,5-dihydro-1*H*-imidazol-2-yl)pyridin-2-yl]piperazin-1-yl}methanone;

(5-Fluoro-2-trifluoromethylphenyl)-{4-[5-(5-methyl-1*H*-imidazol-2-yl)pyridin-2-yl]piperazin-1-yl}methanone; and

(5-Fluoro-2-trifluoromethylphenyl)-{4-[5-(5-propyl-1*H*-imidazol-2-yl)pyridin-2-yl]piperazin-1-yl}methanone.

23. A pharmaceutical composition comprising a pharmaceutically acceptable excipient or carrier and a therapeutically effective amount of a compound of formula (I):



wherein:

x and y are each independently 0, 1, 2 or 3;

G is -N(R⁴)-, -O-, -S(O)_t- (where t is 0, 1 or 2), -C(R⁴)= or -C(R⁴)=C(R⁴)-;

J and K are each independently N or C(R¹⁰);

L and M are each independently -N= or -C(R⁴)=, provided that when G is -C(R⁴)= or -C(R⁴)=C(R⁴)-, L and M can not both be -C(R⁴)=;

V is direct bond, -N(R¹)-, -N(R¹)C(O)-, -O-, -C(O)-, -C(O)O-, -C(S)-, -C(O)N(R¹)-, -S(O)_p- (where p is 1 or 2), or -S(O)_pN(R¹)- (where p is 1 or 2);

each R¹ is independently selected from the group consisting of hydrogen, C₁-C₁₂alkyl, C₂-C₁₂hydroxyalkyl, C₄-C₁₂cycloalkylalkyl and C₇-C₁₉aralkyl;

R² is selected from the group consisting of C₁-C₁₂alkyl, C₂-C₁₂alkenyl, C₂-C₁₂hydroxyalkyl, C₂-C₁₂hydroxyalkenyl, C₂-C₁₂alkoxyalkyl, C₃-C₁₂cycloalkyl, C₄-C₁₂cycloalkylalkyl, aryl, C₇-C₁₉aralkyl, C₃-C₁₂heterocyclyl, C₃-C₁₂heterocyclylalkyl, C₁-C₁₂heteroaryl, and C₃-C₁₂heteroarylalkyl;

or R² is a multi-ring structure having 2 to 4 rings wherein the rings are independently selected from the group consisting of cycloalkyl, heterocyclyl, aryl and heteroaryl and where some or all of the rings may be fused to each other;

R³ is selected from the group consisting of C₁-C₁₂alkyl, C₂-C₁₂alkenyl, C₂-C₁₂hydroxyalkyl, C₂-C₁₂hydroxyalkenyl, C₂-C₁₂alkoxyalkyl, C₃-C₁₂cycloalkyl, C₄-C₁₂cycloalkylalkyl, aryl, C₇-C₁₉aralkyl, C₃-C₁₂heterocyclyl, C₃-C₁₂heterocyclylalkyl, C₁-C₁₂heteroaryl and C₃-C₁₂heteroarylalkyl;

or R³ is a multi-ring structure having 2 to 4 rings wherein the rings are independently selected from the group consisting of cycloalkyl, heterocyclyl, aryl and heteroaryl and where some or all of the rings may be fused to each other;

each R⁴ is independently selected from hydrogen, fluoro, chloro, C₁-

C₁₂alkyl, C₁-C₁₂alkoxy, haloalkyl, cyano, nitro or -N(R⁹)₂;
or two adjacent R⁴ groups, together with the carbons to which they are attached, may form an aryl, heteroaryl or heterocyclyl ring system;
R⁵, R^{5a}, R⁶, R^{6a}, R⁷, R^{7a}, R⁸ and R^{8a} are each independently selected from hydrogen or C₁-C₃alkyl;
or R⁵ and R^{5a} together, R⁶ and R^{6a} together, or R⁷ and R^{7a} together, or R⁸ and R^{8a} together are an oxo group, provided that when V is -C(O)-, R⁶ and R^{6a} together or R⁸ and R^{8a} together do not form an oxo group, while the remaining R⁵, R^{5a}, R⁶, R^{6a}, R⁷, R^{7a}, R⁸ and R^{8a} are each independently selected from hydrogen or C₁-C₃alkyl;
or one of R⁵, R^{5a}, R⁶ and R^{6a} together with one of R⁷, R^{7a}, R⁸ and R^{8a} forms a direct bond or an alkylene bridge, while the remaining R⁵, R^{5a}, R⁶, R^{6a}, R⁷, R^{7a}, R⁸, and R^{8a} are each independently selected from hydrogen or C₁-C₃alkyl;
each R⁹ is independently selected from hydrogen or C₁-C₆alkyl; and
R¹⁰ is independently selected from hydrogen, fluoro, chloro, C₁-C₁₂alkyl or C₁-C₁₂alkoxy;
as a stereoisomer, enantiomer or tautomer thereof, as a mixture of stereoisomers, as a pharmaceutically acceptable salt thereof, or as a prodrug thereof.