



US00D432467S

United States Patent [19]

[11] Patent Number: **Des. 432,467**

Guspodin et al.

[45] Date of Patent: **** Oct. 24, 2000**

[54] TIRE TREAD

D. 390,820 2/1998 Guspodin et al. D12/147
D. 403,994 1/1999 Williams D12/146

[75] Inventors: **James G. Guspodin**, Akron; **Timothy F. Robinson**, North Canton, both of Ohio

OTHER PUBLICATIONS

Laramie Ltd Sabre XJ40 TR Tire, 1998 Tread Design Guide, p. 43. 3/1, Jan. 1998.

[73] Assignee: **Bridgestone/Firestone Research, Inc.**, Akron, Ohio

Primary Examiner—Robert M. Spear
Attorney, Agent, or Firm—John M. Vasuta; Michael Sand

[**] Term: **14 Years**

[57] CLAIM

[21] Appl. No.: **29/098,485**

The ornamental design for a tire tread, as shown and described.

[22] Filed: **Dec. 30, 1998**

[51] LOC (7) Cl. **12-15**

DESCRIPTION

[52] U.S. Cl. **D12/147**

[58] Field of Search D12/134-152;
152/209.1, 209.8, 209.9, 209.11, 209.12,
209.13, 209.28, 900, 901, 902, 903

FIG. 1 is a side perspective view of a tire tread showing our new design, it being understood that the tread pattern is repeated throughout the circumference of the tire tread, the opposite side being the same as that shown; FIG. 2 is a front elevational view thereof; FIG. 3 is a side elevational view of the right side thereof, the opposite side being identical thereto; and, FIG. 4 is an enlarged fragmentary front elevational view thereof.

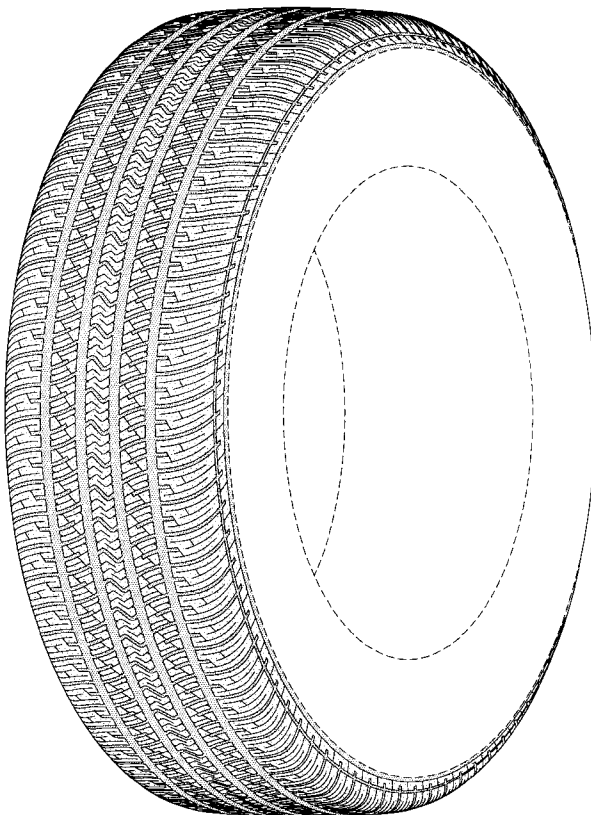
[56] References Cited

U.S. PATENT DOCUMENTS

- D. 279,465 7/1985 Nishio et al. D12/147
- D. 328,267 7/1992 Constant D12/146
- D. 344,052 2/1994 Attinello et al. D12/147
- D. 367,453 2/1996 Consolacion D12/147
- D. 384,308 9/1997 Heinen D12/146
- D. 387,715 12/1997 Miller et al. D12/147
- D. 387,716 12/1997 Miller et al. D12/147
- D. 388,375 12/1997 Harpes et al. D12/147
- D. 388,377 12/1997 Miller et al. D12/147
- D. 390,518 2/1998 White et al. D12/147

The dark stippled surface shading represents the recessed portion of the tread grooves, having a depth as best shown in FIG. 2; the broken lines defining the tire sidewall and inner bead and the peripheral boundary between the tire tread and sidewall are for illustrative purposes only and form no part of the claimed design.

1 Claim, 4 Drawing Sheets



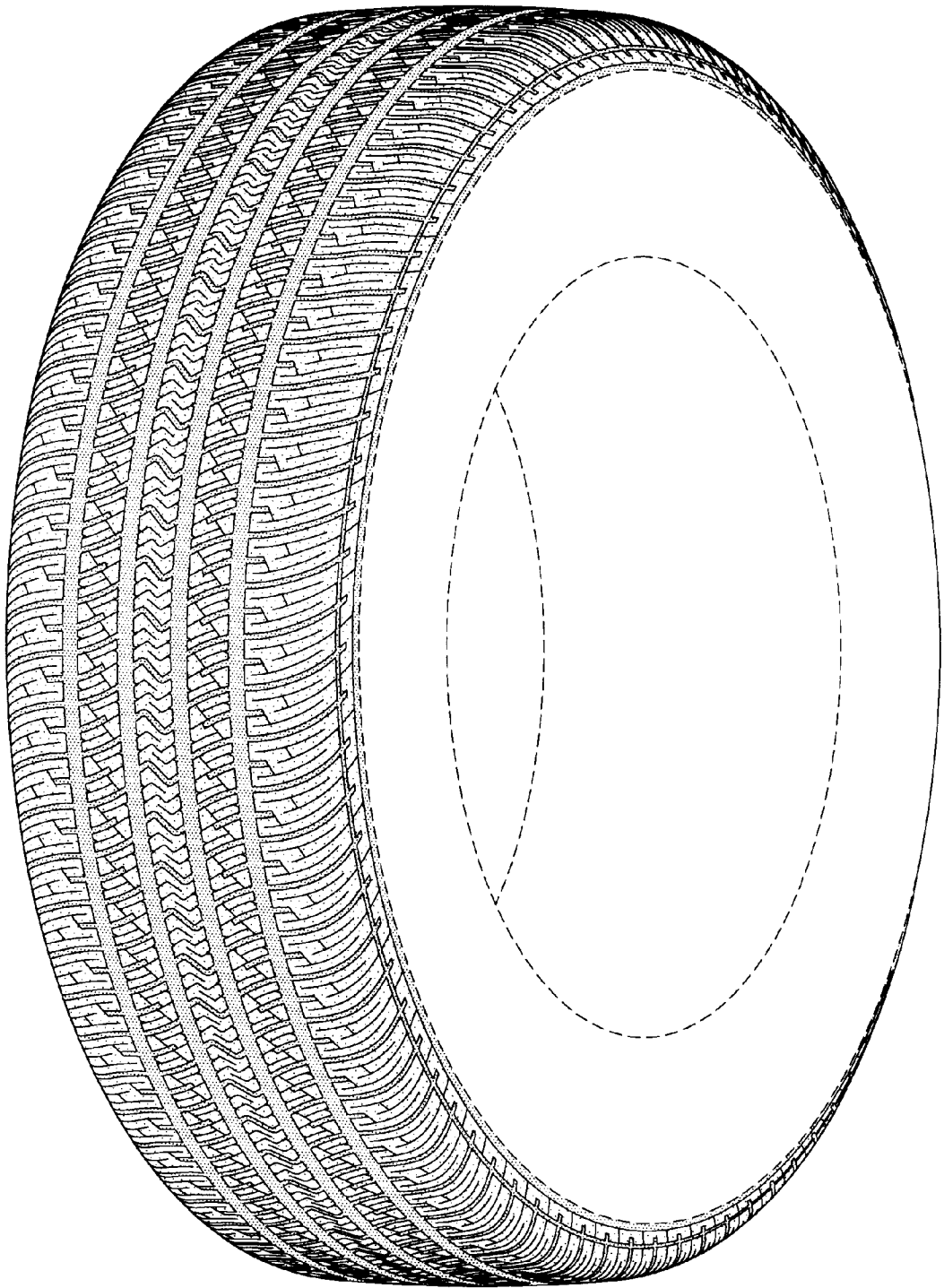


FIG-1

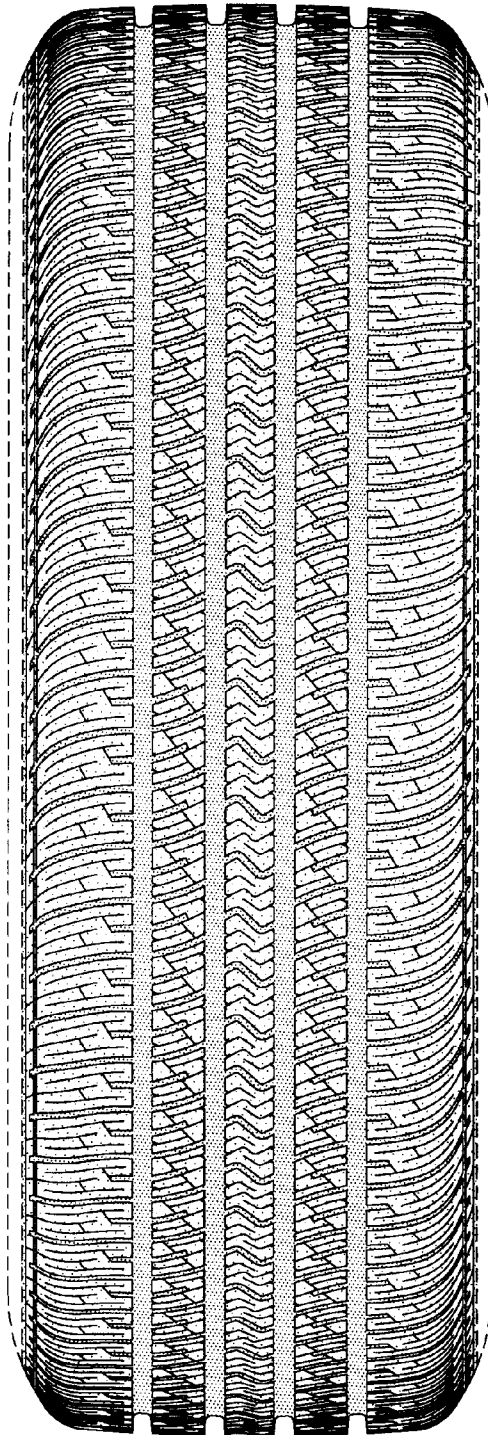


FIG-2

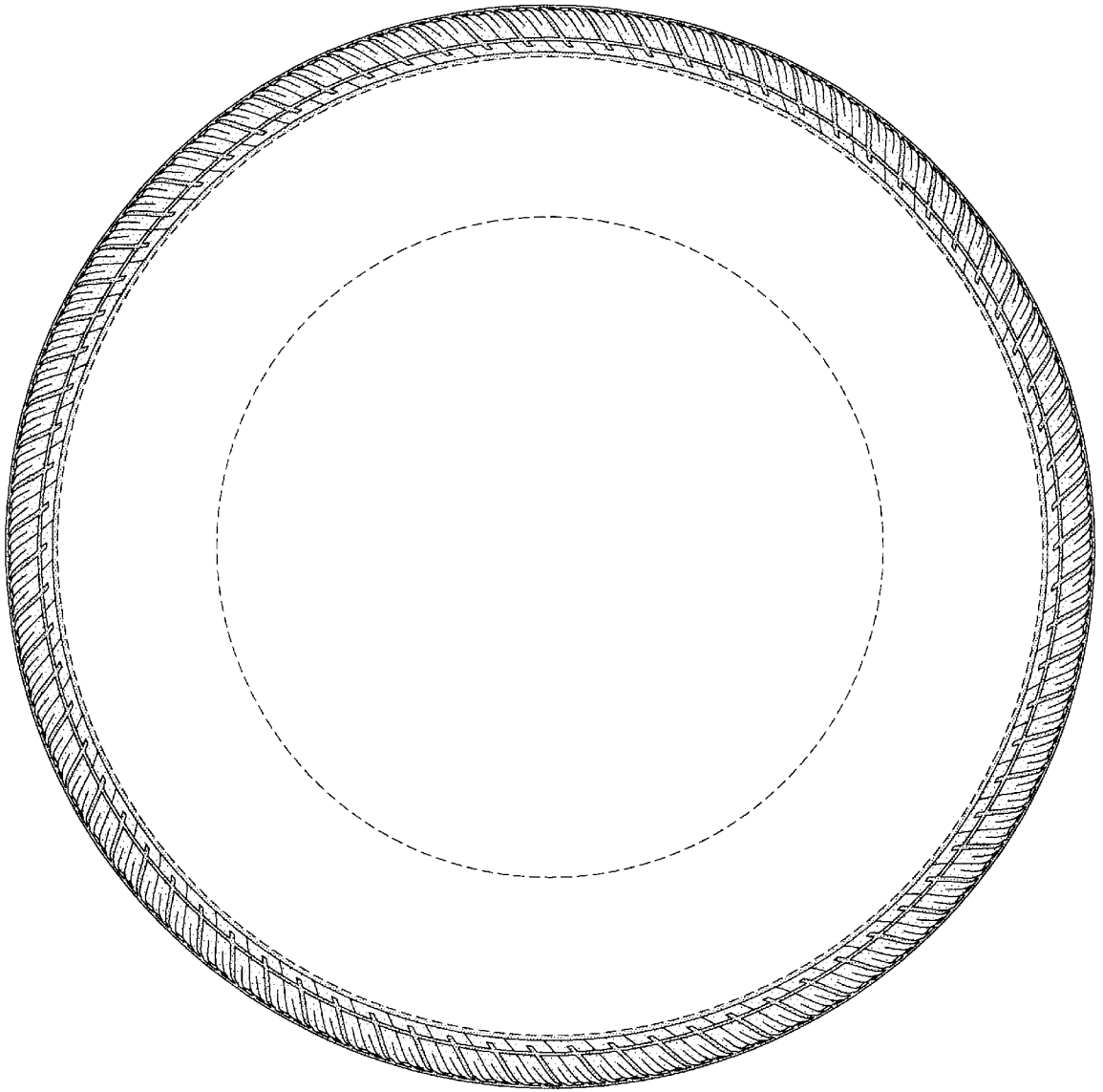


FIG-3

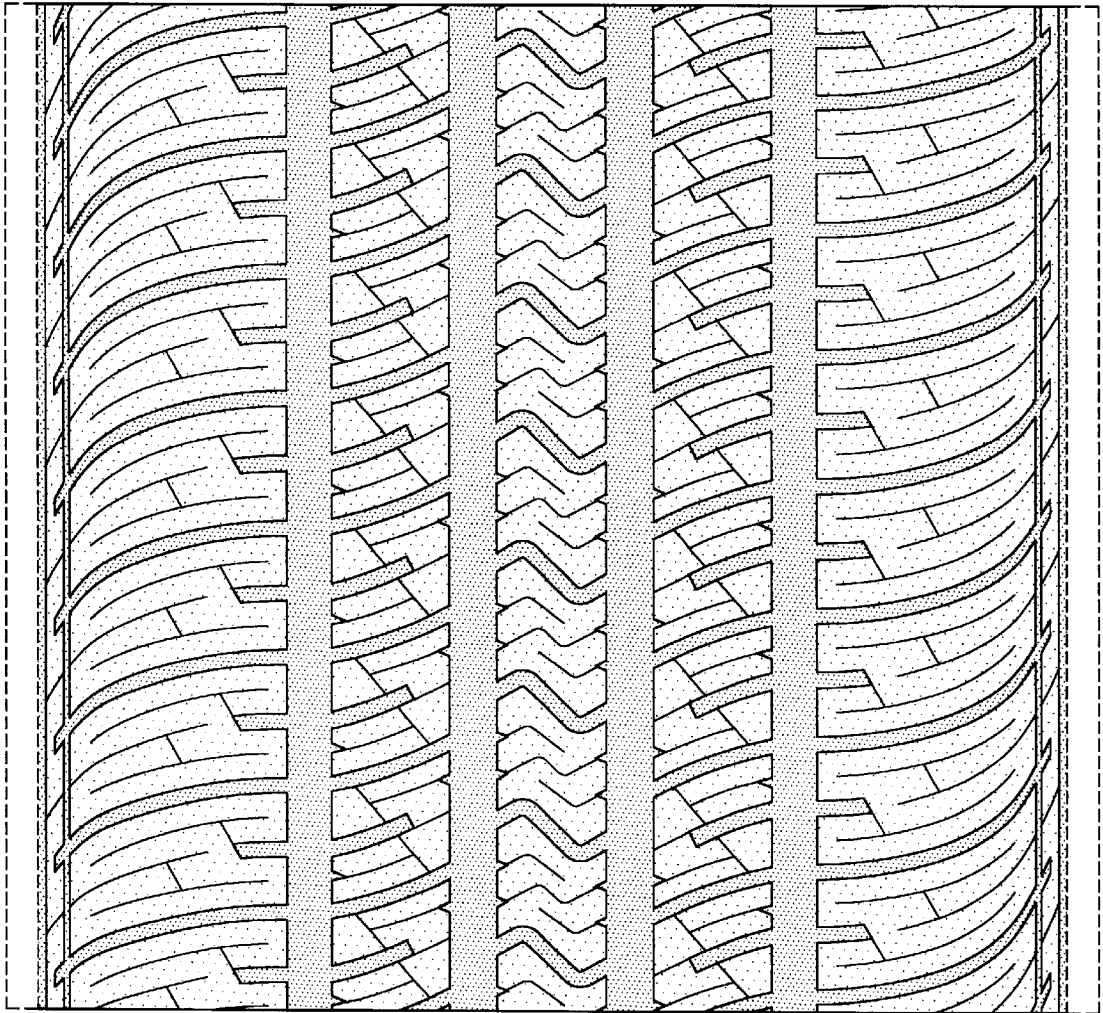


FIG-4