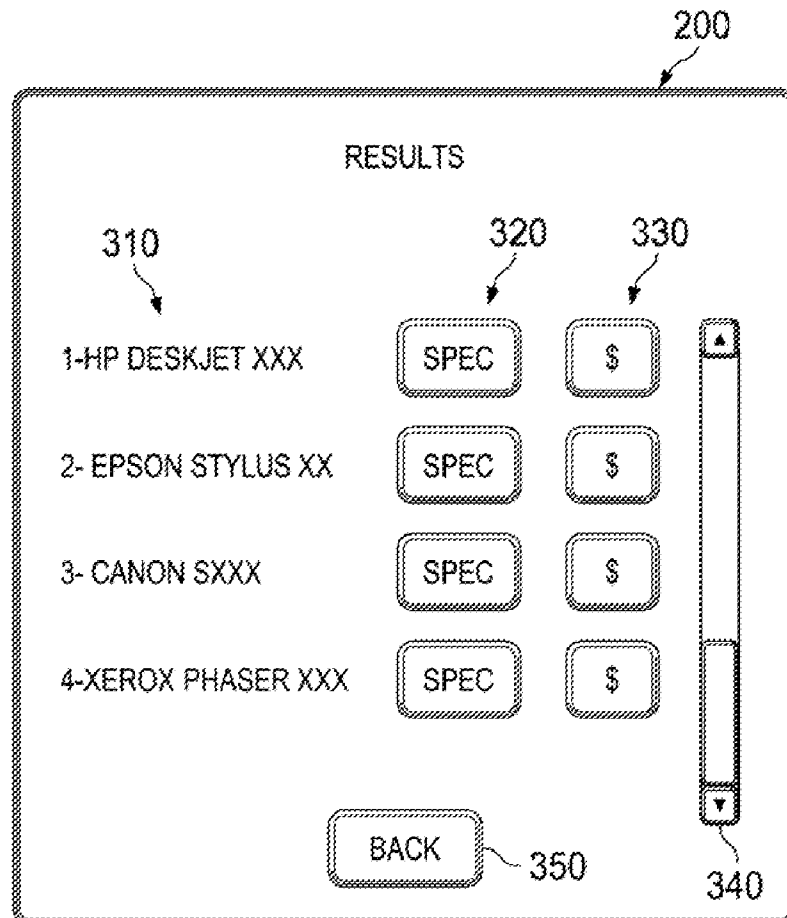




US 20130054410A1

(19) **United States**(12) **Patent Application Publication**  
**Volpi et al.**(10) **Pub. No.: US 2013/0054410 A1**(43) **Pub. Date: Feb. 28, 2013**(54) **SYSTEM AND METHOD FOR PROVIDING  
REQUESTED INFORMATION TO THIN  
CLIENTS**(60) Provisional application No. 60/306,127, filed on Jul.  
17, 2001.**Publication Classification**(71) Applicant: **Incucomm, Incorporated**, Addison, TX  
(US)(51) **Int. Cl.**  
**G06Q 30/00** (2012.01)(72) Inventors: **John P. Volpi**, Garland, TX (US);  
**Matthew N. Bowers**, Dallas, TX (US);  
**Kelly A. Hartley**, Dallas, TX (US);  
**Steven H. Roerman**, Tulsa, OK  
(US); **Jodi B. Rubin**, Carrollton, TX  
(US)(52) **U.S. Cl.** ..... **705/26.8**(73) Assignee: **Incucomm, Incorporated**, Addison, TX  
(US)(57) **ABSTRACT**(21) Appl. No.: **13/663,231**

A system for, and method of, providing requested information to a client. In one embodiment, the system includes: (1) a core information database that contains core information gleaned from the Internet and restructured according to a predetermined taxonomy and (2) a client communications interface, coupled to the core information database, that receives a request message from a client containing a request for some of the core information, derives a database query from the request message, causes the some of the core information to be retrieved from the core information database, formats the some of the core information into a response message according to display limitations of the client and transmits the response message to the client for display thereby.

(22) Filed: **Oct. 29, 2012****Related U.S. Application Data**(63) Continuation of application No. 10/197,065, filed on  
Jul. 17, 2002, now Pat. No. 8,301,503.

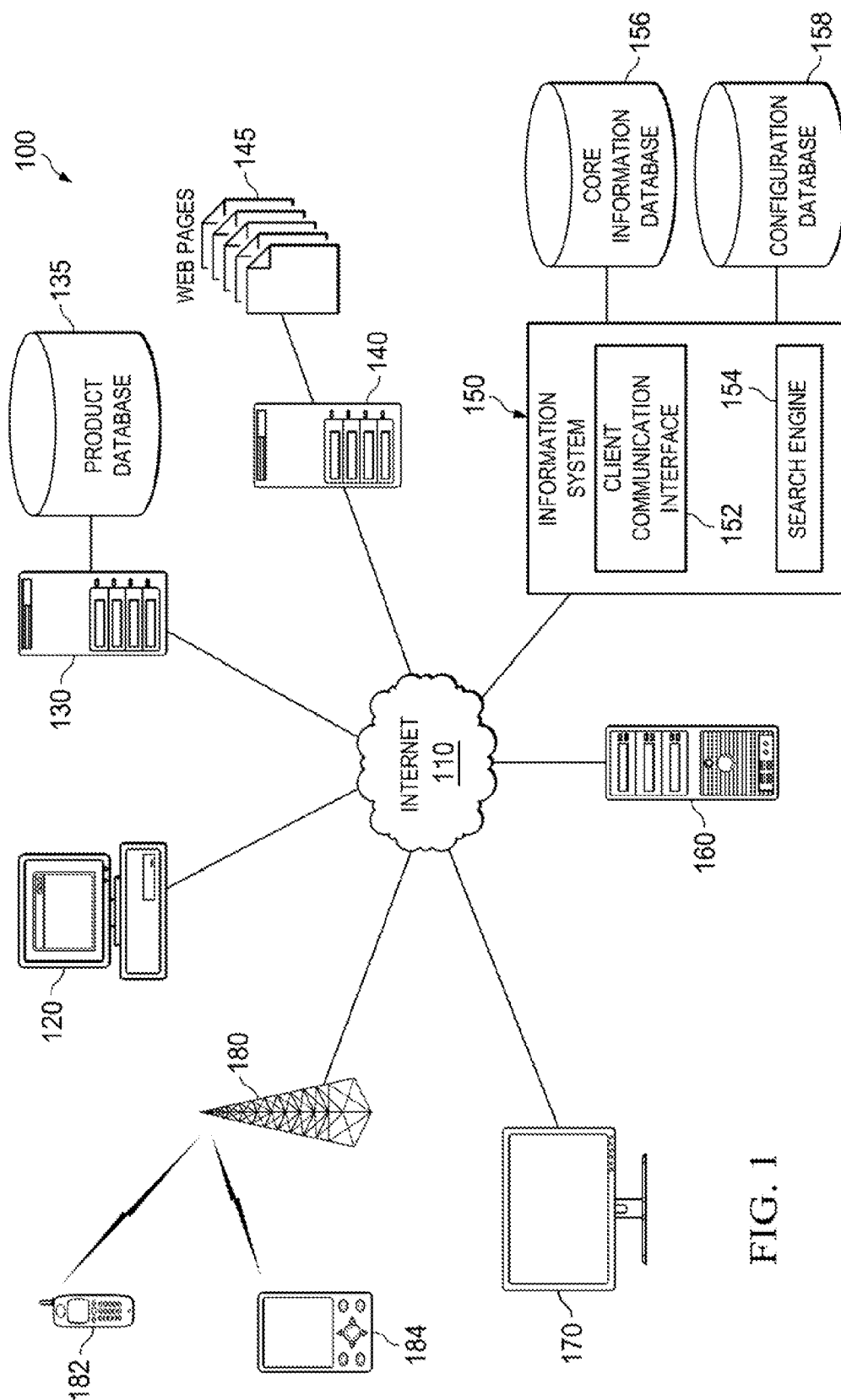


FIG. 1

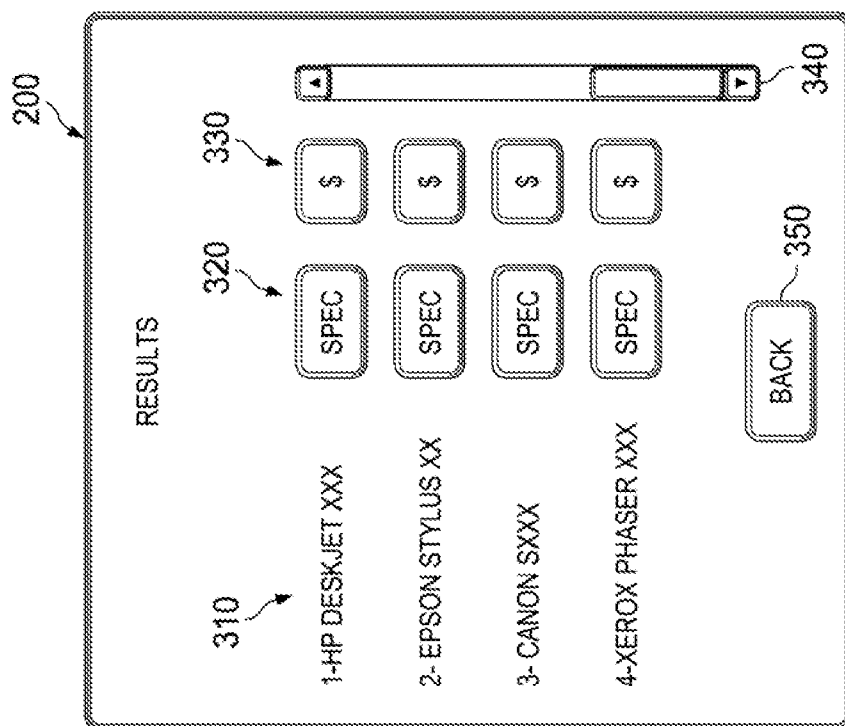


FIG. 3

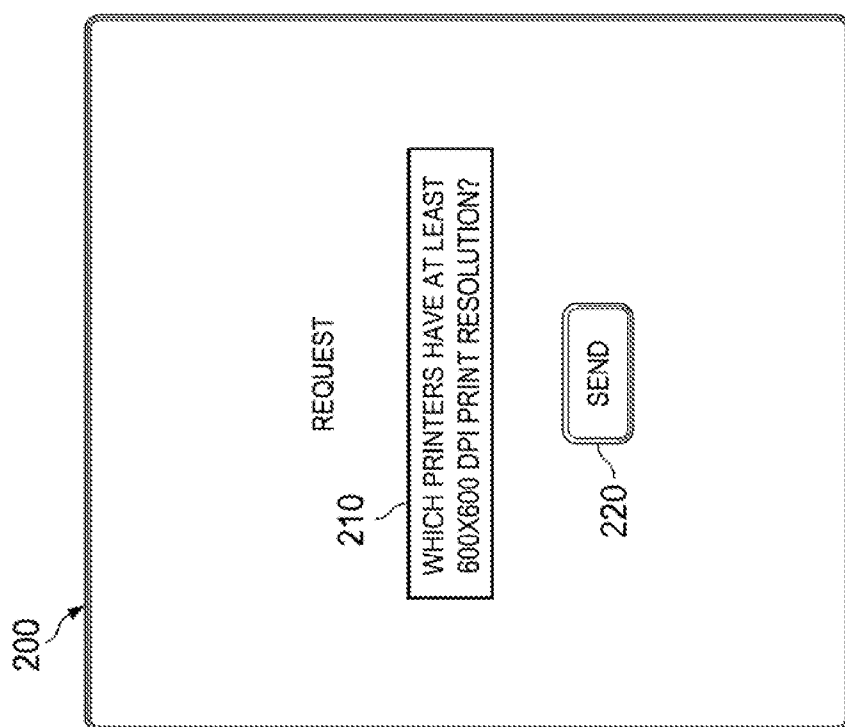


FIG. 2

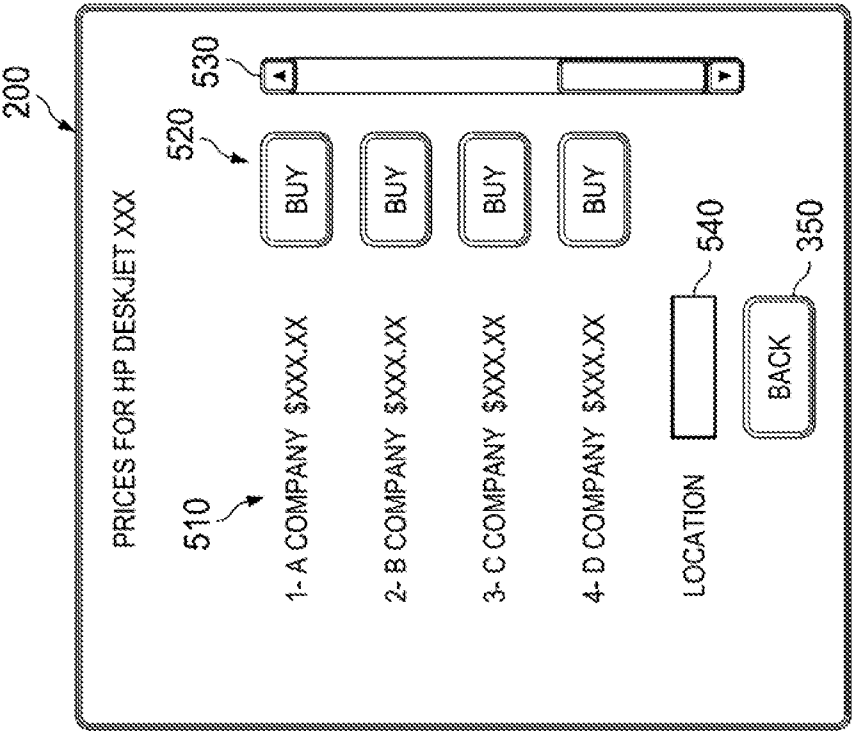


FIG. 5

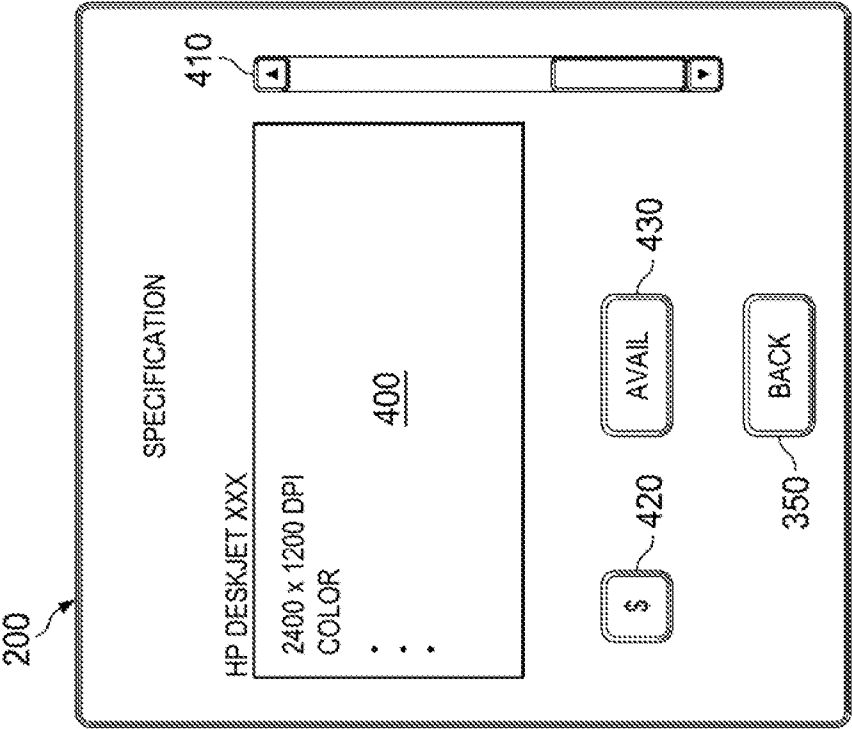


FIG. 4

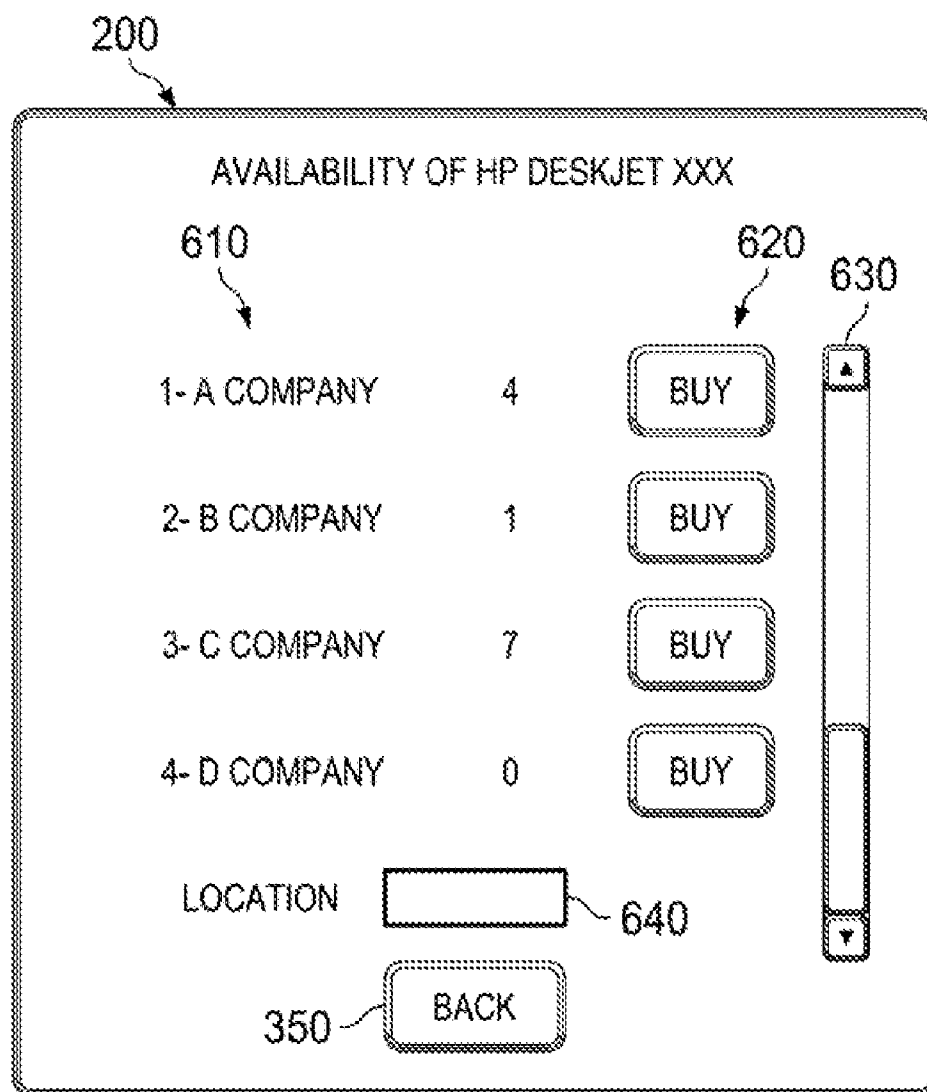


FIG. 6

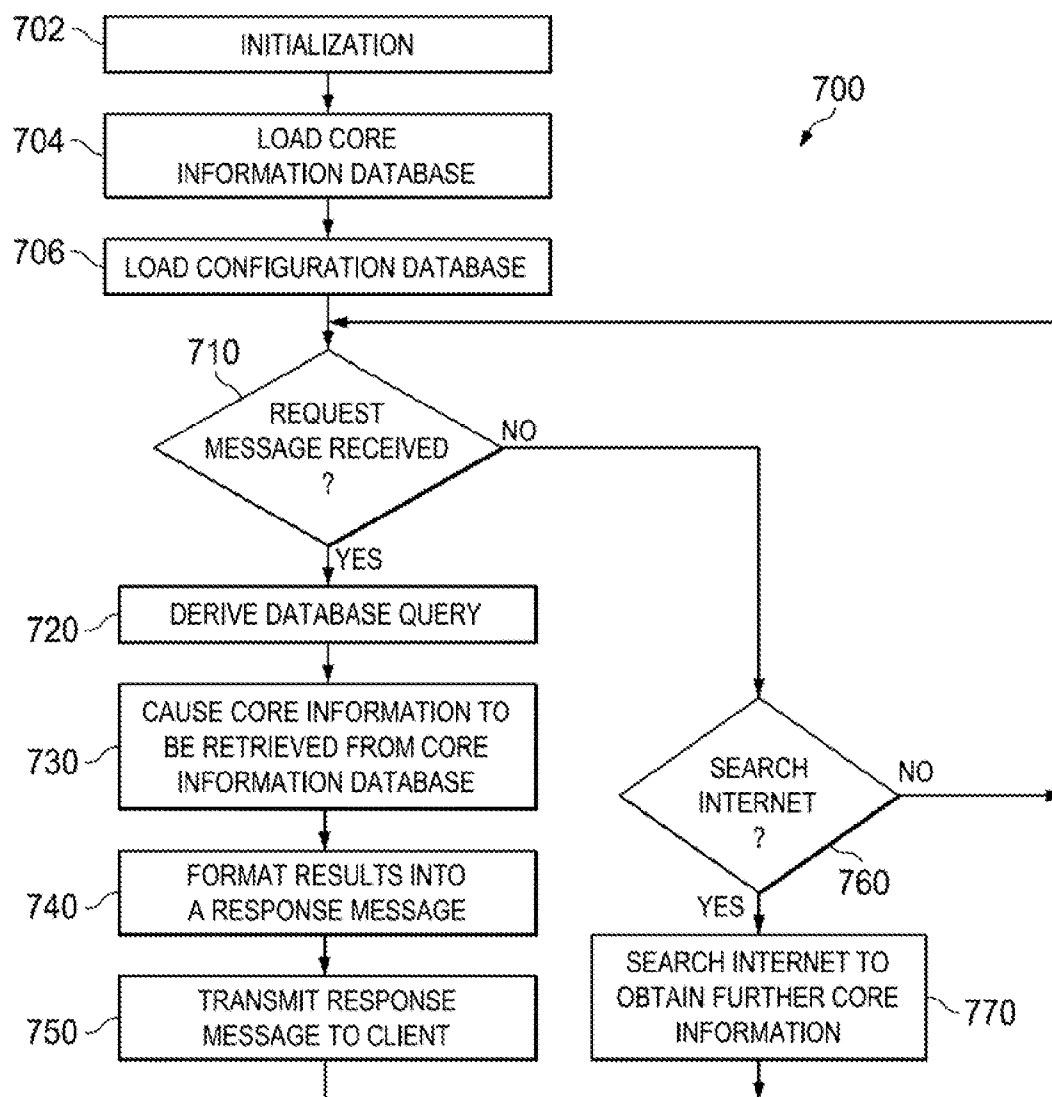


FIG. 7

## SYSTEM AND METHOD FOR PROVIDING REQUESTED INFORMATION TO THIN CLIENTS

### CROSS-REFERENCE TO RELATED APPLICATION

[0001] The present application is a continuation of U.S. patent application Ser. No. 10/197,065, entitled "System and Method for Providing Requested Information to Thin Clients," filed Jul. 17, 2002, now U.S. Pat. No. 8,301,503, which claims priority to U.S. Provisional Patent Application Ser. No. 60/306,127, entitled "System and Method for Providing a Range of Information on Demand for a Commercial Item, Identifiable Subsystem, Commodity or Individual," filed Jul. 17, 2001, both of which are incorporated herein by reference.

### TECHNICAL FIELD OF THE INVENTION

[0002] The present invention is directed, in general, to computer systems and, more specifically, to a system and method for providing requested information to thin clients.

### BACKGROUND OF THE INVENTION

[0003] Presently, individuals seeking timely and relevant, decision quality product data are only able to get it by individually contacting providers of such products, physically traveling to multiple locations where the products are offered, scouring print advertising, and/or using the Internet. The Internet provides vast quantities of information, but requires some skill in fully using the present search capabilities. In addition, search results often overload the user with too much data while providing only limited viewing potential of a product. Physically visiting "brick-and-mortar" facilities allow the actual products to be viewed, but can be severely limited in detailed specification and alternative selections.

[0004] Recently, there has been much activity focused on enabling individuals to interface with the Internet via wireless devices in addition to wireline systems currently available. Wireless access can bring the power of the Internet to a user on a Wherever, Whenever, Whatever basis. While the concept is good, it is also fundamentally flawed, as the necessary limitations of wireless devices will only exacerbate the situation described above. This results in a substantial unmet need.

[0005] The systems presently in place, which connect the user directly with the Internet, are fundamentally flawed for several reasons. One reason is that the Internet, and many current data providers, have too much information. Users often find it difficult to find the specific desired items on the Internet because all of the information is there. For example, a simple query on an Internet browser can easily return several thousand responses. Advanced searches that are often used to reduce the number to a manageable level are time consuming, non-standard, difficult to use without considerable practice, and tend to be more art than science. In addition, none of this searching is compatible with spontaneous interaction and is aggravated when the interface medium is a mobile device connected by wireless means because of the bandwidth limiting nature of mobile wireless devices. Accessing the Internet through a mobile wireless device is analogous to the information traversing through "thin pipes."

[0006] Another reason is that even though the information needed is on the Internet or in product and manufacturer database, the information is only useful when it is easily

accessible, compatible with the capabilities (e.g., bandwidth) of the connection, compatible with the mobile device (e.g., Palm OS and others), accurate, and easily understandable by the user. Typically, searches on present systems, which only provide access to the Internet, result in the user getting a large amount of raw data. More recent systems do little more than provide a cross correlation table to existing URL pages and do not address the heart of the problem.

[0007] For example, a personal digital assistant (PDA) cannot view a web page that is normally intended for a conventional office computer system. One obvious reason is that the screen on the PDA cannot display as much information as on an office computer system. Also, typical search results can span hundreds of pages and each result can be wider than what can be displayed on a PDA. Another problem associated with a PDA is the size of the keyboard. PDA keyboards may not have a full keyboard and, as such, are harder to use. However, the need is no less, and may be greater as an individual in a non-office environment where there are fewer resources available. In this situation, the individual would have to relay mostly on what the single mobile device can effectively provide. Current systems don't effectively allow users of PDAs to find information while providing output consistent with the capabilities of the PDAs.

[0008] Similar needs beyond those for inanimate products also exist for individuals. These needs are exemplified, but not limited to medical records, insurance records, financial records and similar items. The needs for individuals can also be extended to agricultural items including livestock.

[0009] Correlation and quality of the data retrieved is not obvious nor is it uniform and little effort is made to make it so. Simply saying "It is on the Web" or "It is in a database" is not enough. Just setting up a direct relationship with the Internet is insufficient and can actually add to a confusing situation as it is prone to cause far too much, unsorted, unqualified and often incomprehensible data and options to descend upon the user and his limited handheld terminal causing delay, extraneous data, information deluge, and overload. The result is a frustrated user without the necessary information needed to perform a task.

[0010] Accordingly, what is needed in the art is a system to effectively provide quality information in a timely manner through a bandwidth limited transport path.

### SUMMARY OF THE INVENTION

[0011] To address the above-discussed deficiencies of the prior art, the present invention provides a system for, and method of, providing requested information to a client. In one embodiment, the system includes: (1) a core information database that contains core information gleaned from the Internet and restructured according to a predetermined taxonomy and (2) a client communications interface, coupled to the core information database, that receives a request message from a client containing a request for some of the core information, derives a database query from the request message, causes the some of the core information to be retrieved from the core information database, formats the some of the core information into a response message according to display limitations of the client and transmits the response message to the client for display thereby.

[0012] The present invention therefore introduces the broad concept of an Internet intermediary that contains information selectively drawn from the Internet and intelligently organized and that interacts with clients to receive and grant

requests for information in their native format. The present invention advantageously avoids the problems encountered when seeking pertinent information from the Internet, particularly when such seeking is performed with a thin, wireless client with limited display capability.

**[0013]** In one embodiment of the present invention, the client is selected from the group consisting of: (1) a wireless personal data assistant, (2) a cell telephone with display messaging capability, (3) a computer, (4) a supply chain system and (5) a wired messaging terminal. Thus, the present invention is employable with a wide variety of clients. These and any other conceivable conventional or later-discovered client fall within the broad scope of the present invention.

**[0014]** In one embodiment of the present invention, the system forms a part of a product purchasing system, the core information regards a plurality of products available for purchase and the predetermined taxonomy calls for the core information to be organized by model, source, price and availability. This e-commerce application, along with others, will be illustrated and described in the Detailed Description that follows.

**[0015]** In one embodiment of the present invention, the core information database is also configured to allow the client communications interface to obtain comparisons between at least a portion of the core information in a given classification of the predetermined taxonomy with which the core information is associated. In other embodiments, the present invention may obtain comparisons between any portion of the core information based on any criteria.

**[0016]** In one embodiment of the present invention, the request message is a natural language text message. Alternatively, the request may be embedded in a more computer-recognizable form, such as an Exchange Markup Language (XML) datagram.

**[0017]** In one embodiment of the present invention, the system further includes a search engine that, if the request is for information outside of the core information database, causes a search of the Internet to be performed in an effort to obtain further core information for inclusion in the core information database. In a more specific embodiment, the search engine comprises a web crawler. Thus, if a request goes unfulfilled, the system can advantageously make an effort to find the needed information on the Internet and filter, organize and store the information for later delivery to the client.

**[0018]** In one embodiment of the present invention, the system further includes a configuration database containing the display limitations along with display limitations of other clients. Thus, the system may have client-specific display limitation information for each of its clients, allowing the system to customize the format in which it is to deliver the information.

**[0019]** In one embodiment of the present invention, the client communications interface obtains a client type from the client and employs the client type to determine the display limitations of the client. Thus, the system can dynamically format responses specifically to the display characteristics of each client using the system without requiring a user to specifically indicate the type of client being used.

**[0020]** In one embodiment of the present invention, the client communications interface subsequently prompts the client for refining request messages. The refining requests may be for more information, pricing, related product or orders. Of course, the present invention is not limited to a particular type of refining request.

**[0021]** The foregoing has outlined preferred and alternative features of the present invention so that those skilled in the art may better understand the detailed description of the invention that follows. Additional features of the invention will be described hereinafter that form the subject of the claims of the invention. Those skilled in the art should appreciate that they can readily use the disclosed conception and specific embodiment as a basis for designing or modifying other structures for carrying out the same purposes of the present invention. Those skilled in the art should also realize that such equivalent constructions do not depart from the spirit and scope of the invention.

## BRIEF DESCRIPTION OF THE DRAWINGS

**[0022]** For a more complete understanding of the present invention, reference is now made to the following descriptions taken in conjunction with the accompanying drawings, in which:

**[0023]** FIG. 1 illustrates a block diagram of an embodiment of a communication network for providing requested information to a client constructed in accordance with the principles of the present invention;

**[0024]** FIG. 2 illustrates an exemplary request display of a thin client constructed in accordance with the principles of the present invention;

**[0025]** FIG. 3 illustrates an exemplary results display of a thin client constructed in accordance with the principles of the present invention;

**[0026]** FIG. 4 illustrates an exemplary specification display of a thin client constructed in accordance with the principles of the present invention;

**[0027]** FIG. 5 illustrates an exemplary prices display of a thin client constructed in accordance with the principles of the present invention;

**[0028]** FIG. 6 illustrates an exemplary availability display of a thin client constructed in accordance with the principles of the present invention; and

**[0029]** FIG. 7 illustrates a flow diagram of an embodiment of a method of providing requested information to a client conducted according to the principles of the present invention.

## DETAILED DESCRIPTION

**[0030]** Referring initially to FIG. 1, illustrated is a block diagram of an embodiment of a communication network, generally designated **100**, for providing requested information to a client constructed in accordance with the principles of the present invention. The communications network **100** includes the Internet **110** and a product database server **130** coupled to the Internet **110**. The product database server **130** may be a conventional database server and includes a product database **135** that contains information for one or more vendor products or services. The product database server **130** provides information concerning products from the product database **135** via queries from a conventional web browser or from Exchange Markup Language (XML) queries. The communications network **100** also includes a conventional network server **140** coupled to the Internet **100**. The network server **140** provides access to programs and a series of Web pages **145**. The network server **140** may also host several Web sites for vendors of products, services or information. In other embodiments, the communications network **100** may have any number of product database servers **130** having any num-



ber of product databases **135**, and any number of network servers **140** having any number of Web pages **145**.

[0031] Within the environment of the computer network **100** is a personal computer system **120**, a supply chain system **160**, a wired messaging terminal **170** all coupled to the Internet. The personal computer system **120** may be a conventional computer system having the capability to access and search the Internet **110**. The personal computer system **120** may also include a conventional Internet browser. The supply chain system **160** may include one or more computer systems configured to provide software services and data for a chain of suppliers of products or services. The wired messaging terminal **170** may be a conventional messaging terminal capable of sending and receiving messages via the Internet. The computer network **100** may also include a cell telephone with display messaging capability **182** and a wireless personal data assistant (PDA) **184** coupled to the Internet via a transmitter **180**.

[0032] The computer network **100** also provides an environment for the present invention to operate. Included in the computer network **100** is an information system **150** that provides requested information to a client. The information system **150** may be a network server or a plurality of servers coupled to the Internet. The client may be selected from the group consisting of the wireless PDA **184**, the cell telephone with display messaging capability **182**, personal computer system **120**, the supply chain system **160**, and the wired messaging terminal **170**. The information system **150** includes a core information database **156** that contains core information gleaned from the Internet **110** and restructured according to a predetermined taxonomy.

[0033] The predetermined taxonomy may include classifications such as computers, networking, electronics, software, medical products, medical procedures, medical history, agricultural products, financial information, and commodities. The core information contained in the core information database **156** may also include model information, specifications, detailed descriptions, source of suppliers, pricing, availability, and other information for the information gleaned from the Internet **110**. Of course, however, the present invention is not limited to the classifications and types of information listed above, and are just examples of the type of information contained in the core information database **156**. Other embodiments of the present invention may use different taxonomy, include additional and/or different classifications, and additional and/or different information gleaned for each classification.

[0034] The information system **150** also includes a client communication interface **152**. The client communication interface **152** may be embodied in hardware, software, firmware or a combination thereof. In one embodiment, the client communication interface **152** may be an application service provider. The client communication interface **152** is configured to receive a request message from a client that contains a request for some of the core information in the core information database **156**. In one embodiment, the request message is a natural language text message. For example, the natural language text message may be "Who makes digital cameras with 2.1 MegaPixel resolution?"

[0035] The client communication interface **152** is further configured to derive a database query from the request message and cause some of the core information to be retrieved from the core information database **156**. If the request message was the above natural language text message example,

the derived database query would request a comparison across all of the camera vendors in the core information database **156** for the given criteria. In another embodiment, the core information database **156** is further configured to allow the client communication interface **152** to obtain comparisons between at least a portion of the core information in a given classification of the predetermined taxonomy with which the core information is associated with. In yet another embodiment, the client communication interface **152** can obtain comparison across all of the core information contained in the core information database **156**.

[0036] The client communication interface **152** is also configured to format the retrieved core information into a response message according display limitations of the client and transmit the response message to the client for display on the client's display. In one embodiment, the client communication interface **152** may obtain a client type from the client and employ the client type to determine the display limitations of the client. For example, the wireless PDA **184** may send a client type via the Internet **110** indicating that it is a PDA, such as Palm Pilot® or Blackberry®, the client communication interface **152** would format the response to accommodate the display of the PDA and the limited bandwidth of the wireless connection (also called a thin client). Thus, the information system **150** may have client-specific display limitation information for each of its clients, allowing the system to customize the format in which it is to deliver the information.

[0037] The client communication interface **152** may also employ a configuration database **158** in determining the display limitations for the client. The configuration database **158** may contain the display limitations for each client and/or type of client along with their display limitations. In another embodiment, the client communication interface **152** may employ the configuration database **158** to obtain a profile for the client. The client communication interface **152** may cause some of the core information to be retrieved from the core information database **156** in accordance with the obtained client profile. Thus, a client may receive only information to which it is entitled, or which it prefers.

[0038] After sending the response message to the client, the client communication interface **152** may prompt the client for refining the request message. For example, if the response message (results of the request message) did not provide the desired information or if the client would like to ask for related information, the client communication interface **152** allows the client to refine or change the request message. See FIGS. 2-6 for an example of refining request messages.

[0039] In the illustrated embodiment, the information system **150** may also contain a search engine **154**. The search engine **154**, in one embodiment, searches the product database server **130** and the network server **140** for core information based on the predetermined taxonomy and gleams the found core information. The gleaned core information is then restructured and stored in the core information database **156**. In another embodiment, the search engine **154** may be a web crawler. If a client sent a request message for information that is outside of the core information contained in the core information database **156**, the search engine **154** may cause a search of the Internet to be performed in an effort to obtain further core information associated with the requested information for inclusion in the core information database **156**.

[0040] In a related embodiment, the client communication interface **152** may also be configured to ask the Client to rate

the value of the information in the response message. For example, the Client could rate the information from 1 to 10, where 1 is less helpful and 10 is most helpful. The search engine **154** would maintain a database of the information requested and the corresponding ratings. If a request for particular type of information was rated low, the search engine would bump up the priority of that particular type of information and cause a search of the Internet to be performed to obtain more core information concerning that type of information for inclusion in the core information database **156**.

**[0041]** Turning now to FIG. 2, illustrated is an exemplary request display of a thin client constructed in accordance with the principles of the present invention. As previously described, a thin client is a device that has limited communication bandwidth, such as mobile wireless communication devices similar to the wireless PDA **184** and the cell telephone with display messaging capability **182** of FIG. 1. A thin client typically also has limited display capabilities. For example, a wireless PDA may only be able to display 10 rows of 40 characters each. Of course, however, the principles illustrated for a thin client can be used on any type of client having a standard bandwidth or broadband connection to the Internet.

**[0042]** FIG. 2 and subsequent FIGS. 3-6 illustrate examples of a thin client submitting request messages requesting information from a core information database, such as the core information database **156** of FIG. 1, receiving responses and refining and/or requesting more specific information from the core information database. Illustrated in FIG. 2 is a display **200** of a thin client. The display **200** includes a request field **210** for a user to enter a request message to obtain some core information from the core information database. In the illustrated embodiment, the request field can accept a natural language text message. In this example, the user entered a natural language text message of "WHICH PRINTERS HAVE AT LEAST 600 times 600 DPI PRINT RESOLUTION."

**[0043]** Once the user has entered the desired request message, the user would then press a send button **220** to send the request message. The request message may be sent to a client information interface similar to the client information interface **152** of FIG. 1 for processing. A database query is derived from the request message and executed on the core information database. The results are then obtained and sent back the display **200**. See FIG. 3 for an example of the results. The present invention, however, is not limited to display arrangement nor to the fields illustrated in FIG. 2.

**[0044]** Turning now to FIG. 3, illustrated is an exemplary results display of a thin client constructed in accordance with the principles of the present invention. The display **200** illustrates exemplary results **310** to the request message sent in FIG. 2 and formatted to accommodate the display limitations of the thin client. The results **310** include the manufacturer and model of each printer matching the criteria specified in the request message. Each field of the results **310** may also include a specification button **320** and a price button **330**. The specification button **320** allows the user to obtain the specification of a particular printer. The price button **330** allows the user to obtain prices from various vendors for that particular printer. Of course, however, the results **310**, specification button **320** and the price button **330** may be used for any type of product or service.

**[0045]** The display **200** also includes a scrollbar to allow the user to scroll through the remaining portions of the results **310** if needed. The display also includes a back button **350**

that allows the user to go back to the previous page. Thus, the present invention advantageously provides a history capability.

**[0046]** In this example we will assume the user desires to view the specification for the HP DESKJET XXX. The user would then press the specification button **320** next to the result entry for the HP DESKJET XXX. The thin client would then send a message request requesting the specification. A database query is derived from the request message and executed on the core information database to obtain the specification for the HP DESKJET XXX. The results are then obtained, formatted according to the display limitations of the client and sent back the display **200**. See FIG. 4 for an example of the results. The present invention, however, is not limited to display arrangement nor to the fields illustrated in FIG. 3. In another embodiment, the user may request different types of information associated with the result entry, such as a summary or technical information.

**[0047]** Turning now to FIG. 4, illustrated is an exemplary specification display of a thin client constructed in accordance with the principles of the present invention. The display **200** illustrates an exemplary specification result **400** for the request message for the specification sent in FIG. 3. The specification result **400** illustrates an example of a specification for a HP DESKJET XXX. The display **200** also includes a scrollbar **410** to allow the user to scroll through the results **400**. In the illustrated example, the display **200** also includes a price button **420** and an availability button **430**. The price button **420** allows the user to obtain prices from various vendors for the product associated with the specification. The availability button **430** allows the user to obtain the availability of the product from various vendors.

**[0048]** In this example we will assume the user desires to view the prices for the HP DESKJET XXX. The user would then press the price button **420** on the display **200**. The thin client would then send a message request requesting a comparison of prices from various vendors. A database query is derived from the request message and executed on the core information database to obtain the prices for the HP DESKJET XXX from vendors that carry that product. The results are then obtained, formatted according to the display limitations of the client and sent back the display **200**. See FIG. 5 for an example of the results. The present invention, however, is not limited to display arrangement nor to the fields illustrated in FIG. 5.

**[0049]** Turning now to FIG. 5, illustrated is an exemplary prices display of a thin client constructed in accordance with the principles of the present invention. The display **200** illustrates an exemplary prices **510** for the request message for the prices sent in FIG. 4. The prices **510** illustrates an example of prices from various vendors for a HP DESKJET XXX contained in the core information database. The prices **510** include the vendor and that vendor's price. Each field of the prices **510** may also include a buy button **320** that allows the user to purchase that product from that particular vendor. The display **200** also includes a scroll bar **530** that allows the user to scroll through the prices **510**. In addition, the display **200** may also include a location sorting field **540**. The location sorting field **540** allows a user to enter criteria to limit the display of prices of the selected product from the various vendors. For example, the user may enter a zip code to limit the results to vendors within a geographic area. Of course, other limiting criteria are well within the broad scope of the

present invention. In addition, the present invention is not limited to display arrangement nor to the fields illustrated in FIG. 5.

[0050] Turning now to FIG. 6, illustrated is an exemplary availability display of a thin client constructed in accordance with the principles of the present invention. If the user pressed the availability button 430 in FIG. 4, the thin client would send a request message for the availability of the HP DESKJET XXX and the results would be sent back to the thin client. The display 200 illustrates an example of availability results 610. The availability results 610 contain a vendor and an available quantity for that vendor. Each field of the availability results 610 also includes a buy button 620 that allows the user to purchase that product from that particular vendor. The display 200 also includes a scroll bar 630 that allows the user to scroll through the availability results 610. In addition, the display 200 may also include a location sorting field 640. The location sorting field 640 allows a user to enter criteria to limit the display of the availability of the selected product from the various vendors. For example, the user may enter a zip code to limit the results to vendors within a geographic area. Of course, other limiting criteria are well within the broad scope of the present invention. In addition, the present invention is not limited to display arrangement nor to the fields illustrated in FIG. 6.

[0051] Turning now to FIG. 7, illustrated is a flow diagram of an embodiment of a method, generally designated 700, of providing requested information to a client, such as a thin client conducted according to the principles of the present invention. In FIG. 7, the method 700 first performs initialization in a step 702.

[0052] After initialization, the method 700 loads a core information database with core information gleaned from the Internet and restructured according to a predetermined taxonomy in a step 704. In one embodiment, the method 700 may be employed to purchase products. In this embodiment, the core information regards a plurality of products available for purchase and the predetermined taxonomy would call for the core information to be organized by model, source, price and availability.

[0053] The method 700 may optionally load a configuration database in a step 706. In one embodiment the configuration database would contain display limitations for each client that would be employing the method 700. In another embodiment, the configuration database may contain a client profile that may be employed to cause some of the core information to be retrieved from the core information database according to a profile associated with the client. A client may be selected from the group consisting of a wireless PDA, a cell telephone with display messaging capability, a computer, a supply chain system, and a wired messaging terminal. Of course, however, other types of client may be employed by the present invention.

[0054] Next, the method 700 determines if a request message was received from a client containing a request for some of the core information in the core information database in a decisional step 710. If the method 700 received a request message, the method 700 then derives a database query from the request message in a step 720. In one embodiment, the request message may be a natural language text message. In other embodiments, the request message may be any type of request from the client to perform some action or function.

[0055] The method 700 then employs the database query to cause some of the core information to be retrieved from the

core information database in a step 730. Next, the method 700 formats the core information that was received into a response message according to display limitations of the client in a step 740. The display limitations may include the display size, color capabilities, number of pixels of the display, the number of rows and characters per row, formatting codes, and bandwidth requirements. The method 700 may employ the optional configuration database to obtain the display limitations for that client. In another embodiment, the method 700 may obtain a client type from the client and employ the client type to determine the display limitations for that client. Next, the method 700 transmits the response message to the client for display in a step 750. The method 700 then returns to determine if it has received another request message in the decisional step 710.

[0056] If the request message was not received in the decisional step 710, the method 700 then determines if a search of the Internet is to be performed in a decisional step 760. If no search is to be performed, the method 700 returns to determine if it has received another request message in the decisional step 710. If a search is to be performed, the method 700 causes a search of the Internet to be performed in an effort to obtain further core information for inclusion in the core information database in a step 770. The search may be in response to the request message contains a request for information that is outside of the core information database. In another embodiment, the search may be performed at predetermined times or in a background mode in order to update the core information according to the predetermined taxonomy. The search may be performed by a web crawler or other Internet routines capable of examining and obtaining formation from devices connected to the Internet. The method 700 then returns to determine if it has received another request message in the decisional step 710.

[0057] One skilled in the art should know that the present invention is not limited to receiving and processing a request message, and performing a search of the Internet. The present invention and method may also perform multiple functions at the same time. Also, other embodiments of the present invention may have additional or fewer steps than described above.

[0058] While the methods disclosed herein have been described and shown with reference to particular steps performed in a particular order, it will be understood that these steps may be combined, subdivided, or reordered to form an equivalent method without departing from the teachings of the present invention. Accordingly, unless specifically indicated herein, the order and/or the grouping of the steps are not limitations of the present invention.

[0059] Although the present invention has been described in detail, those skilled in the art should understand that they can make various changes, substitutions and alterations herein without departing from the spirit and scope of the invention in its broadest form.

What is claimed is:

1. An apparatus operable with an information system configured to contain core information, comprising:

a processor; and

memory including computer program code, said memory and said computer program code configured to, with said processor, cause said apparatus to perform at least the following:

generate a request message containing a request for some of said core information;

- receive a response message including said some of said core information and a request for a non-monetary rating of a value of said some of said core information; and
- display said some of said core information and said request for said non-monetary rating of said value of said some of said core information.
2. The apparatus as recited in claim 1 wherein said apparatus is selected from the group consisting of:
- a wireless personal data assistant,
  - a cell telephone,
  - a computer,
  - a supply chain system, and
  - a wired messaging terminal.
3. The apparatus as recited in claim 1 wherein said core information is restructured according to a predetermined taxonomy.
4. The apparatus as recited in claim 1 wherein said memory and said computer program code are further configured to, with said processor, cause said apparatus to display said some of said core information and said request for said non-monetary rating of said value of said some of said core information on different pages.
5. The apparatus as recited in claim 1 wherein said memory and said computer program code are further configured to, with said processor, cause said apparatus to limit said display of said some of said core information according to a selected criteria.
6. The apparatus as recited in claim 1 wherein said memory and said computer program code are further configured to, with said processor, cause said apparatus to generate a refining request message in response to said response message.
7. The apparatus as recited in claim 1 wherein said memory and said computer program code are further configured to, with said processor, cause said apparatus to provide said non-monetary rating of said value of said some of said core information.
8. The apparatus as recited in claim 1 wherein said response message including said some of said core information is a function of a profile of said apparatus.
9. The apparatus as recited in claim 1 wherein said request message is a natural language text message.
10. The apparatus as recited in claim 1 wherein said response message comprises a specification associated with said some of said core information.

11. A method operable with an information system configured to contain core information, comprising:
- generating a request message containing a request for some of said core information;
  - receiving a response message including said some of said core information and a request for a non-monetary rating of a value of said some of said core information; and
  - displaying said some of said core information and said request for said non-monetary rating of said value of said some of said core information.
12. The method as recited in claim 11 wherein said method is operable on an apparatus selected from the group consisting of:
- a wireless personal data assistant,
  - a cell telephone,
  - a computer,
  - a supply chain system, and
  - a wired messaging terminal.
13. The method as recited in claim 11 wherein said core information is restructured according to a predetermined taxonomy.
14. The method as recited in claim 11 further comprising displaying said some of said core information and said request for said non-monetary rating of said value of said some of said core information on different pages.
15. The method as recited in claim 11 further comprising limiting said display of said some of said core information according to a selected criteria.
16. The method as recited in claim 11 further comprising generating a refining request message in response to said response message.
17. The method as recited in claim 11 further comprising providing said non-monetary rating of said value of said some of said core information.
18. The method as recited in claim 11 wherein said response message including said some of said core information is a function of a profile of an apparatus performing said method.
19. The method as recited in claim 11 wherein said request message is a natural language text message.
20. The method as recited in claim 11 wherein said response message comprises a specification associated with said some of said core information.

\* \* \* \* \*