



US00D614757S

(12) **United States Design Patent**
Noble

(10) **Patent No.:** **US D614,757 S**

(45) **Date of Patent:** **** Apr. 27, 2010**

(54) **FAN**
(75) Inventor: **Ernest John Noble**, Selangor (MY)
(73) Assignee: **HAIKU DESIGN Sdn Bhd** (MY)
(**) Term: **14 Years**
(21) Appl. No.: **29/334,434**
(22) Filed: **Mar. 26, 2009**

D510,763 S * 10/2005 Da Costa D23/377
D521,142 S * 5/2006 Gerhardt et al. D23/377
D536,083 S * 1/2007 Gajewski D23/377

* cited by examiner

Primary Examiner—Lisa P Lichtenstein
(74) *Attorney, Agent, or Firm*—Trexler, Bushnell,
Giangiorgi, Blackstone & Marr, Ltd.

(30) **Foreign Application Priority Data**
Sep. 30, 2008 (SG) D2008/951/E

(57) **CLAIM**

The ornamental design for a fan, as shown and described.

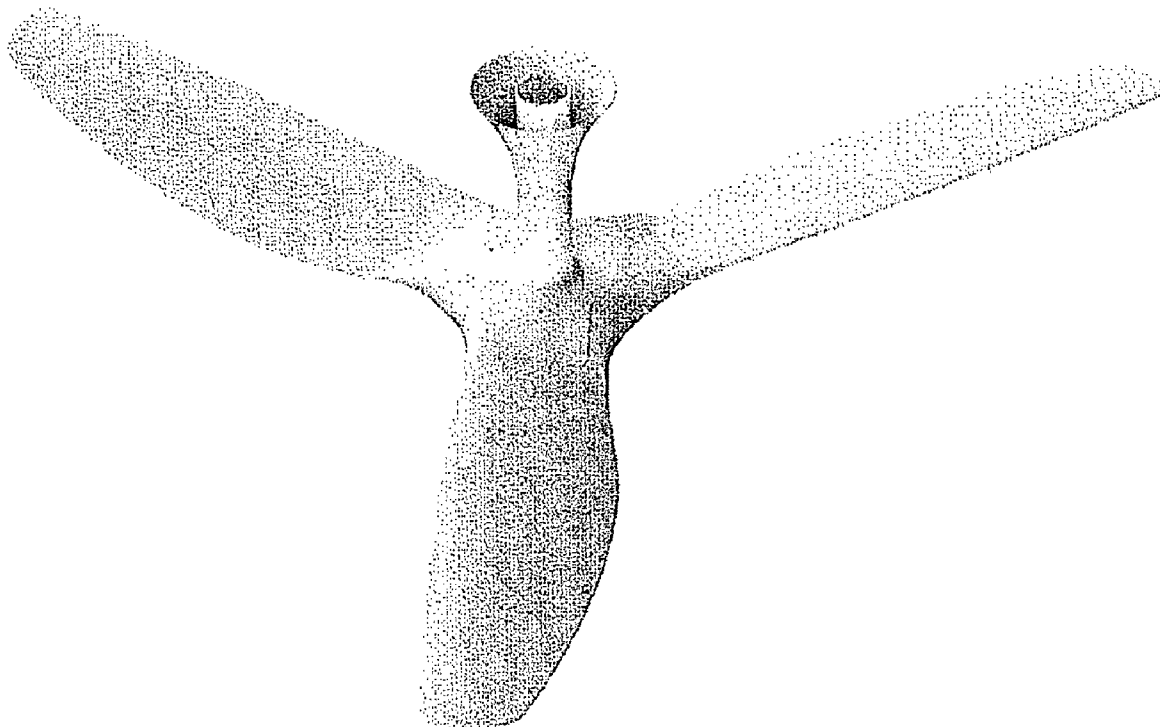
(51) **LOC (9) Cl.** **23-04**
(52) **U.S. Cl.** **D23/377**
(58) **Field of Classification Search** D23/377,
D23/379, 385, 411, 413; 416/5; D26/51,
D26/72, 81–86, 88
See application file for complete search history.

DESCRIPTION

FIG. 1 is a front perspective view of the fan;
FIG. 2 is a side elevational view of the fan;
FIG. 3 is an alternate side elevational view of the fan;
FIG. 4 is a top plan view of the fan; and,
FIG. 5 is a bottom plan view of the fan.

(56) **References Cited**
U.S. PATENT DOCUMENTS
D335,920 S * 5/1993 Jaeger D23/377
D484,964 S 1/2004 Young

1 Claim, 5 Drawing Sheets



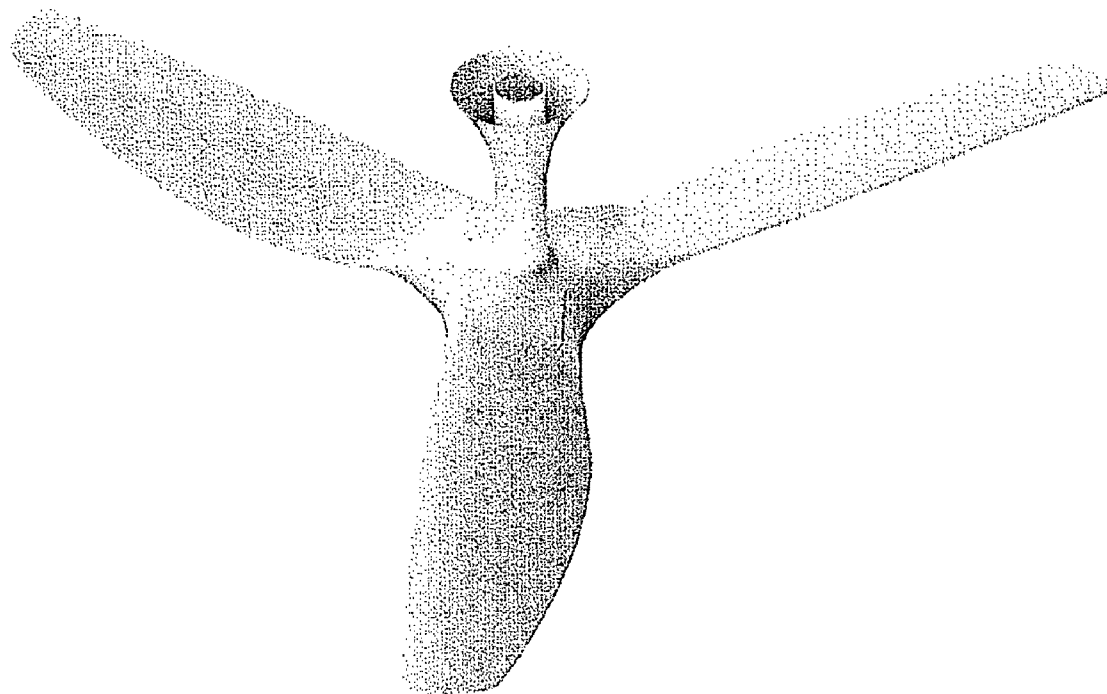


FIG. 1

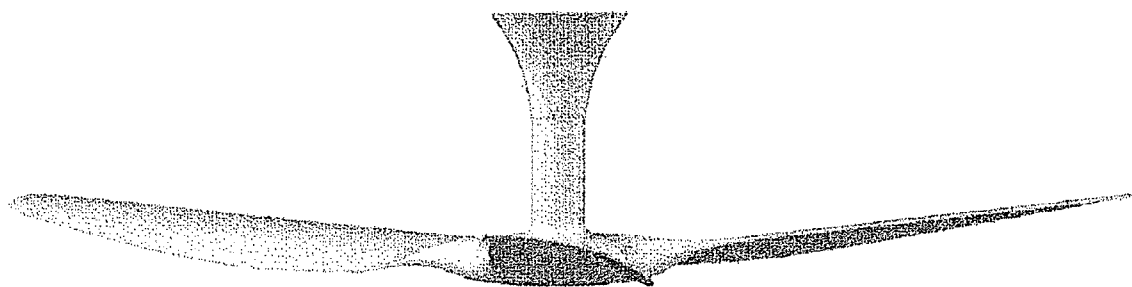


FIG. 2

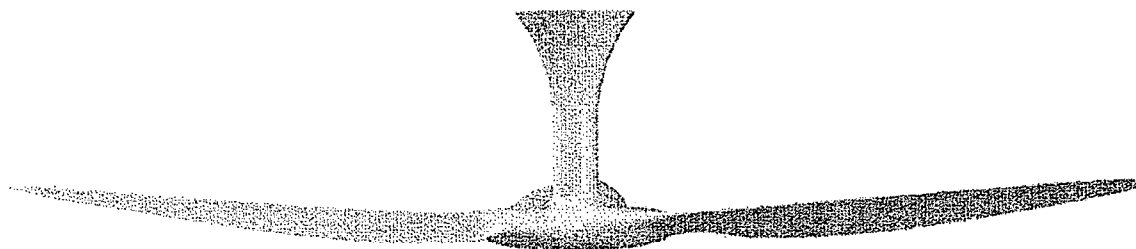


FIG. 3




FIG. 4




FIG. 5

UNITED STATES PATENT AND TRADEMARK OFFICE
CERTIFICATE OF CORRECTION

PATENT NO. : Des. 614,757 S
APPLICATION NO. : 29/334434
DATED : April 27, 2010
INVENTOR(S) : Ernest John Noble

Page 1 of 7

It is certified that error appears in the above-identified patent and that said Letters Patent is hereby corrected as shown below:


Title page should be deleted and substitute therefor the attached title page.

Drawings:

Delete the drawings 1-5 and substitute the drawing sheets consisting of Figs. 1-5 as shown on the attached pages.

Signed and Sealed this

Thirteenth Day of July, 2010

A handwritten signature in black ink that reads "David J. Kappos". The signature is written in a cursive, flowing style.

David J. Kappos
Director of the United States Patent and Trademark Office

(12) **United States Design Patent**
Noble

(10) **Patent No.:** **US D614,757 S**

(45) **Date of Patent:** **** Apr. 27, 2010**

(54) **FAN**

D510,763 S * 10/2005 Da Costa D23/377

(75) **Inventor:** **Ernest John Noble, Selangor (MY)**

D521,142 S * 5/2006 Gerhardt et al. D23/377

D536,083 S * 1/2007 Gajewski D23/377

(73) **Assignee:** **HAIKU DESIGN Sdn Bhd (MY)**

(**) **Term:** **14 Years**

* cited by examiner

(21) **Appl. No.:** **29/334,434**

Primary Examiner—Lisa P Lichtenstein

(22) **Filed:** **Mar. 26, 2009**

(74) *Attorney, Agent, or Firm*—Trexler, Bushnell,
Giangiorgi, Blackstone & Marr, Ltd.

(30) **Foreign Application Priority Data**

(57) **CLAIM**

Sep. 30, 2008 (SG) D2008/951/E

The ornamental design for a fan, as shown and described.

(51) **LOC (9) Cl.** **23-04**

(52) **U.S. Cl.** **D23/377**

(58) **Field of Classification Search** D23/377,
D23/379, 385, 411, 413; 416/5; D26/51,
D26/72, 81–86, 88

DESCRIPTION

See application file for complete search history.

FIG. 1 is a front perspective view of the fan;
FIG. 2 is a side elevational view of the fan;
FIG. 3 is an alternate side elevational view of the fan;
FIG. 4 is a top plan view of the fan; and,
FIG. 5 is a bottom plan view of the fan.

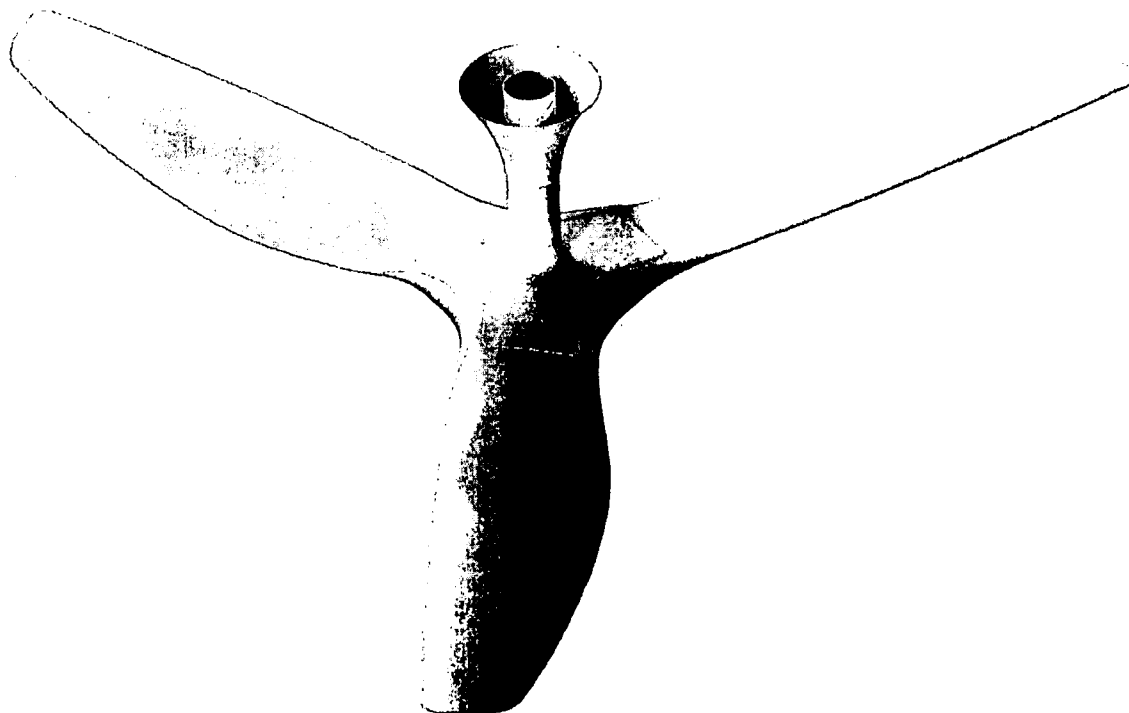
(56) **References Cited**

U.S. PATENT DOCUMENTS

D335,920 S * 5/1993 Jaeger D23/377

D484,964 S 1/2004 Young

1 Claim, 5 Drawing Sheets



U.S. Patent

Apr. 27, 2010

Sheet 1 of 5

D614,757 S

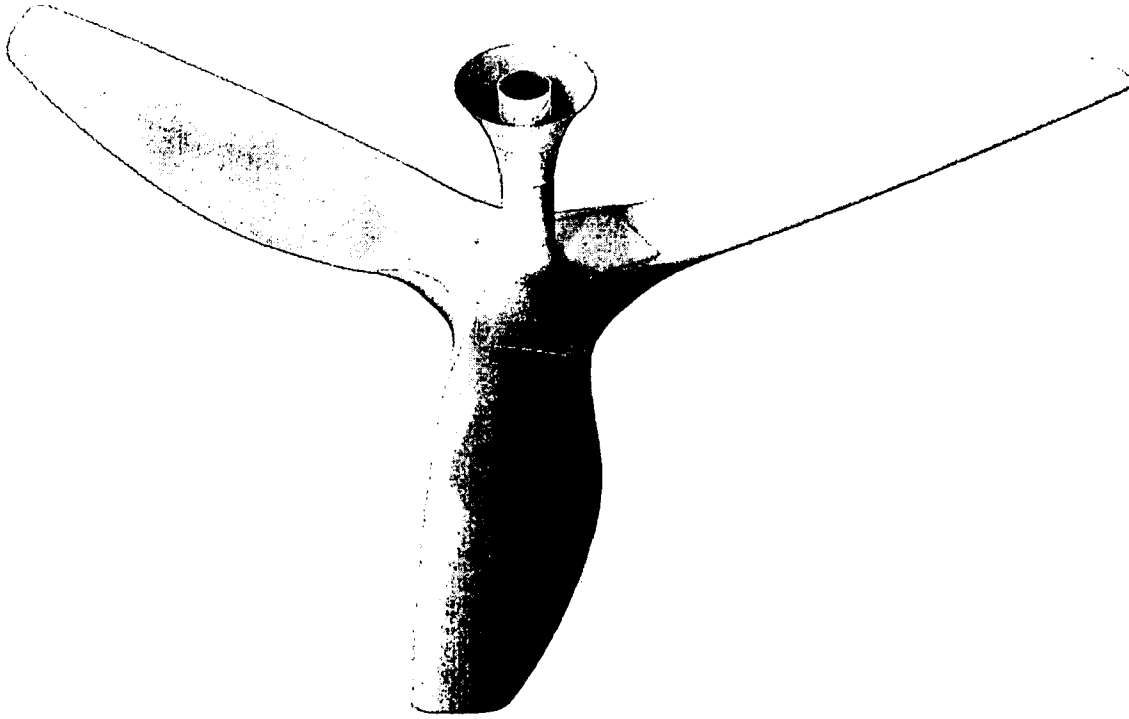


FIG. 1

U.S. Patent

Apr. 27, 2010

Sheet 2 of 5

D614,757 S

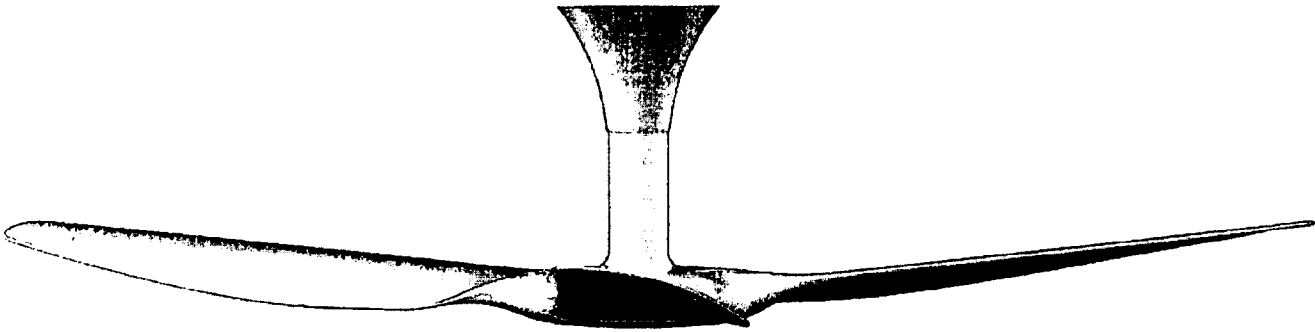


FIG. 2

U.S. Patent

Apr. 27, 2010

Sheet 3 of 5

D614,757 S




FIG. 3

U.S. Patent

Apr. 27, 2010

Sheet 4 of 5

D614,757 S

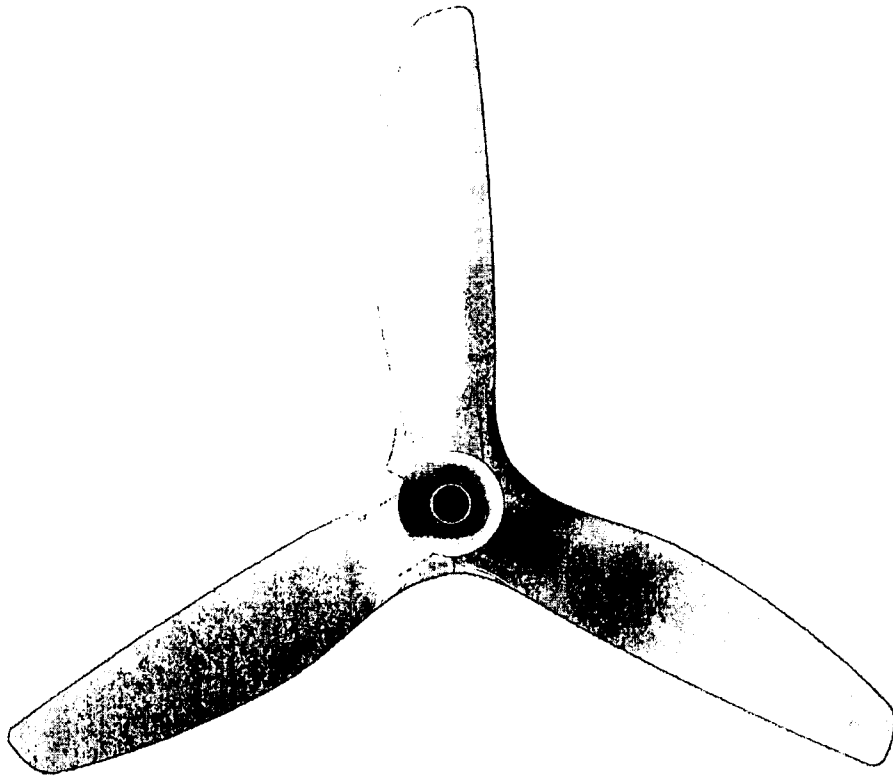


FIG. 4

U.S. Patent

Apr. 27, 2010

Sheet 5 of 5

D614,757 S




FIG. 5