



US00D355816S

United States Patent [19]**Ash**[11] **Patent Number: Des. 355,816**[45] **Date of Patent: ** Feb. 28, 1995**[54] **TRIMMER ATTACHMENT**

5,225,486 7/1993 Naiser 56/12.1 x

[76] **Inventor:** **Stephen C. Ash**, 130 E. Iris Ave.,
McAllen, Tex. 78501*Primary Examiner*—James M. Gandy*Assistant Examiner*—H. Baynham[**] **Term:** **14 Years**[57] **CLAIM**[21] **Appl. No.:** **15,412**

The ornamental design for a trimmer attachment, as shown.

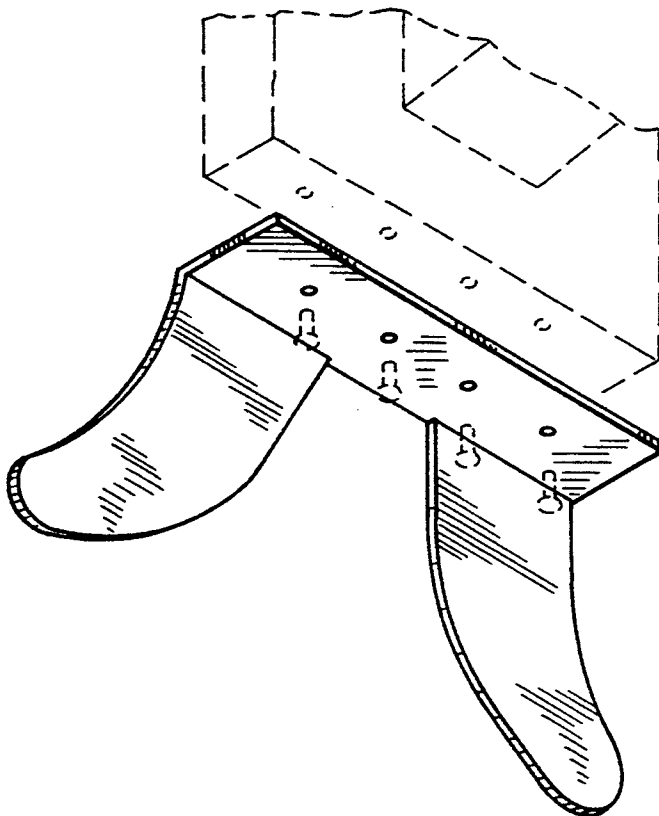
[22] **Filed:** **Nov. 17, 1993**[52] **U.S. Cl.** **D8/1**[58] **Field of Search** D8/1, 7; 172/13, 371;
56/12**DESCRIPTION**

FIG. 1 is a perspective view of a trimmer attachment;
FIG. 2 is a top plan view thereof;
FIG. 3 is a side elevational view thereof with the opposite side being a mirror image; and,
FIG. 4 is a bottom plan view thereof.

The broken line showing of a portion of a trimmer and bolts is for illustrative purposes only and forms no part of the claimed design.

[56] **References Cited****U.S. PATENT DOCUMENTS**

1,139,978 5/1915 Imhof 172/13
4,351,395 9/1982 Lilley 172/371 X



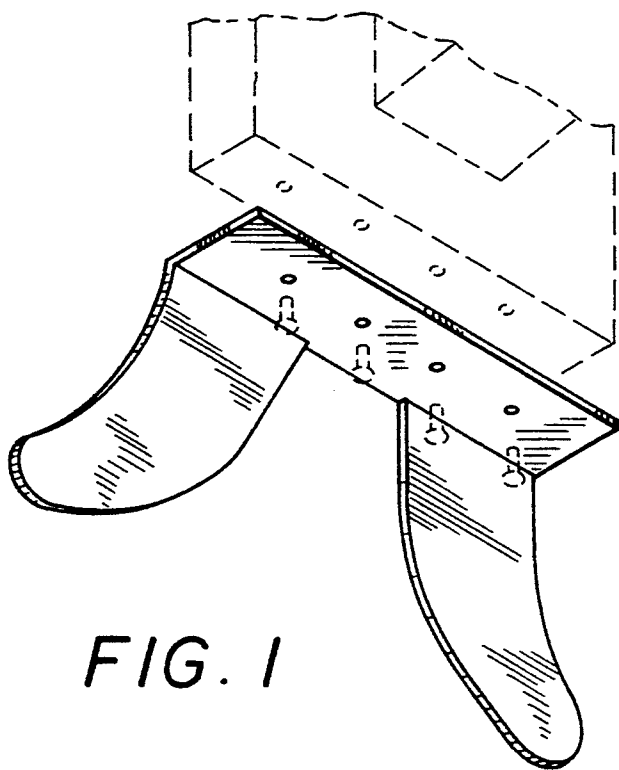


FIG. 1

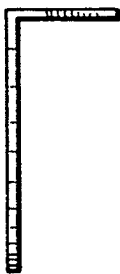


FIG. 3



FIG. 4

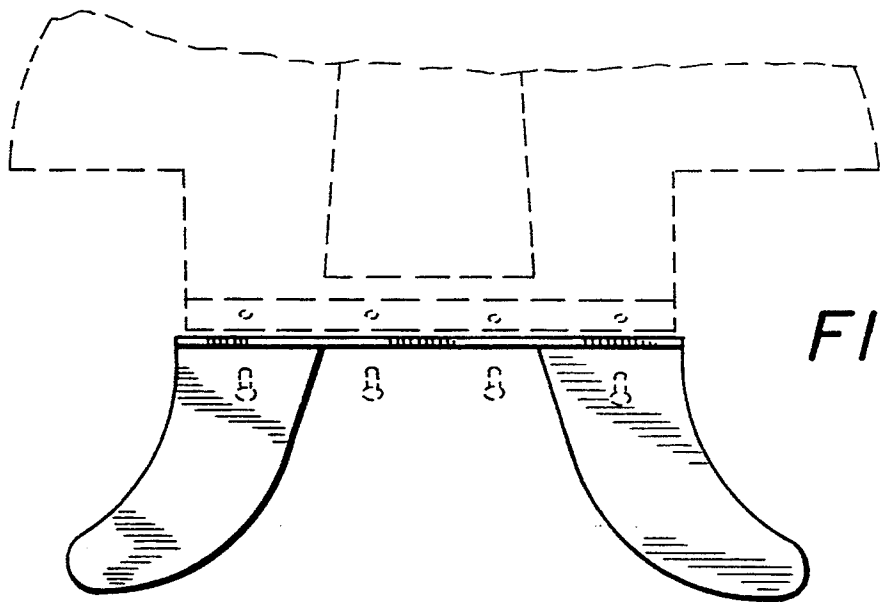


FIG. 2