



US00D715005S

(12) **United States Design Patent**  
**Schiebl**

(10) **Patent No.:** **US D715,005 S**

(45) **Date of Patent:** **\*\* Oct. 7, 2014**

(54) **CHIN GUARD**

(71) Applicant: **Paul Schiebl**, Houston, TX (US)

(72) Inventor: **Paul Schiebl**, Houston, TX (US)

(\*\*) Term: **14 Years**

(21) Appl. No.: **29/465,724**

(22) Filed: **Aug. 30, 2013**

(51) **LOC (10) Cl.** ..... **29-02**

(52) **U.S. Cl.**  
USPC ..... **D29/122**

(58) **Field of Classification Search**

CPC . A41D 13/00; A41D 13/0015; A41D 13/015;  
A41D 13/05; A41D 13/11; A41D 13/1107;  
A41D 27/12; A41D 31/0044; A41D 31/005;  
A41D 2600/10; A63B 71/08; A63B 71/10;  
A63B 71/1291; A42B 3/18; A42B 3/20;  
A42B 3/205; A42B 3/326; A42B 3/12;  
A42B 3/08; A42B 3/04; A42B 3/0406;  
A42B 3/10; A42B 1/08; A61F 13/12; A61F  
13/122; A61F 13/128  
USPC ..... D29/100, 102, 105, 106, 108, 122;  
D24/188, 189, 190, 191; 2/455, 410,  
2/424, 425, 9, 468, 171, 206, 267, 906,  
2/916, 918; 128/112.1, 857, 201.22,  
128/201.24

See application file for complete search history.

(56) **References Cited**

**U.S. PATENT DOCUMENTS**

D132,184 S \* 4/1942 Lyon ..... D29/108  
2,867,811 A \* 1/1959 Jones ..... 2/421  
3,572,329 A \* 3/1971 de Woskin ..... 606/204.15  
3,619,813 A \* 11/1971 Marchello ..... 2/421  
5,794,274 A \* 8/1998 Kraemer ..... 2/421

6,298,483 B1 \* 10/2001 Schiebl et al. .... 2/9  
6,381,757 B2 \* 5/2002 Rush, III ..... 2/421  
6,481,024 B1 \* 11/2002 Grant ..... 2/421  
D526,449 S \* 8/2006 Dawson et al. .... D29/122  
D526,746 S \* 8/2006 Wong ..... D29/122  
D560,315 S \* 1/2008 Wong ..... D29/122  
D606,707 S \* 12/2009 Schiebl ..... D29/122  
D620,205 S \* 7/2010 Schiebl ..... D29/122  
D632,439 S \* 2/2011 Lebel et al. .... D29/122  
D632,440 S \* 2/2011 Lebel et al. .... D29/122  
7,886,370 B2 \* 2/2011 Winningham ..... 2/421  
D638,172 S \* 5/2011 Lebel et al. .... D29/122  
D657,497 S \* 4/2012 Schiebl ..... D29/108  
D672,683 S \* 12/2012 Klotz et al. .... D11/122  
D674,560 S \* 1/2013 Klotz et al. .... D29/122  
D701,002 S \* 3/2014 Lebel et al. .... D29/122  
2007/0124842 A1 \* 6/2007 Nascimento et al. .... 2/9

\* cited by examiner

*Primary Examiner* — Elizabeth J Oswecki

(74) *Attorney, Agent, or Firm* — Egbert Law Offices, PLLC

(57) **CLAIM**

The ornamental design for a chin guard, as shown and described.

**DESCRIPTION**

FIG. 1 is a top perspective view of a chin guard showing my new design;

FIG. 2 is a front elevation view thereof;

FIG. 3 is rear elevation view thereof;

FIG. 4 is a top plan view thereof;

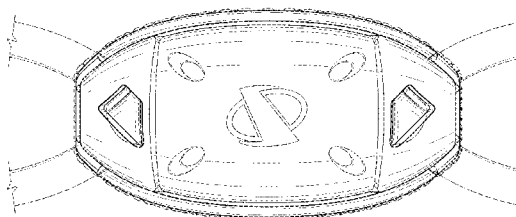
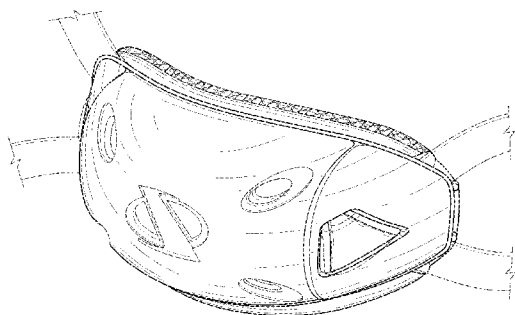
FIG. 5 is a bottom plan view thereof;

FIG. 6 is a side elevation view thereof; and,

FIG. 7 is an opposite side elevation view thereof.

In the drawings, the broken lines shown on the chin guard and the broken lines shown extending outwardly from the chin guard depict portions of the design that form no part of the claim.

**1 Claim, 3 Drawing Sheets**



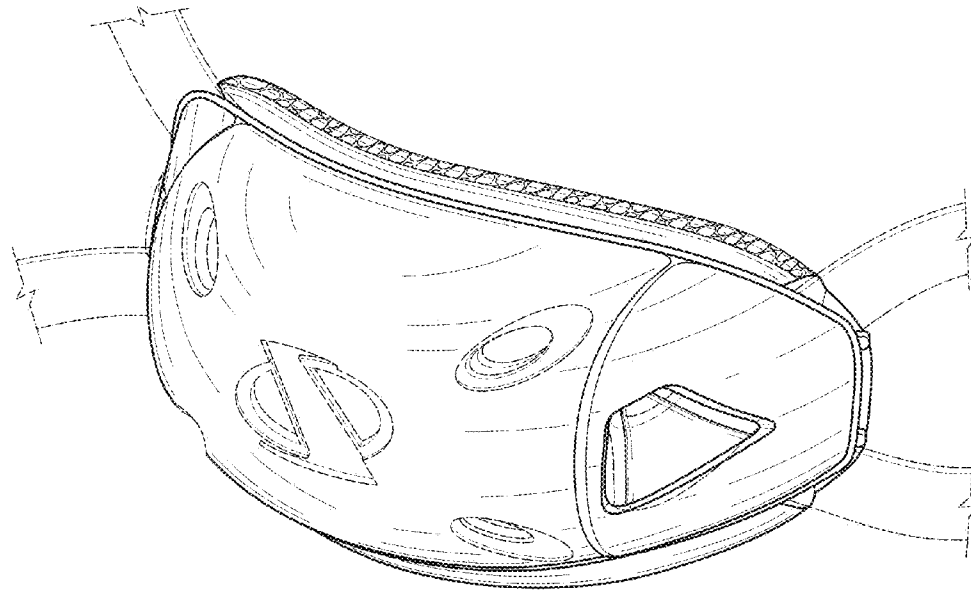


FIG. 1

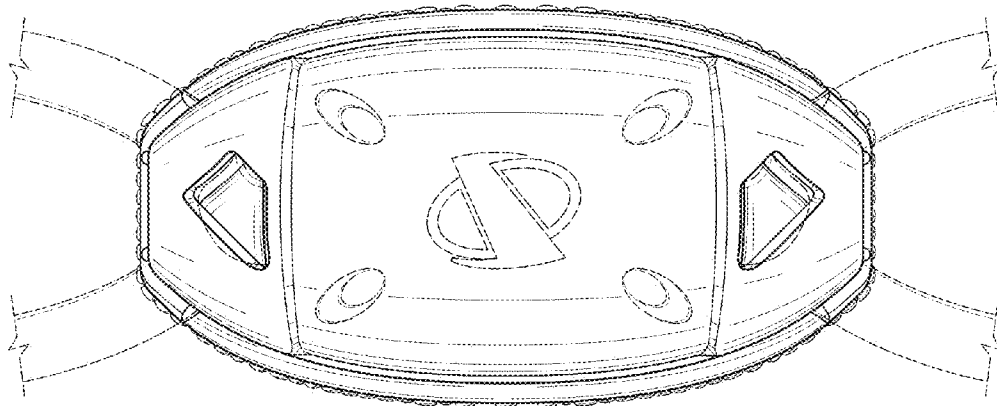


FIG. 2

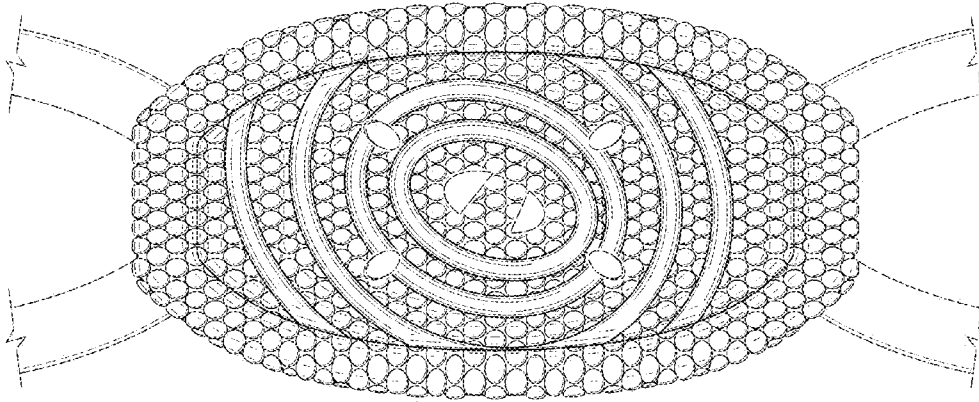


FIG. 3

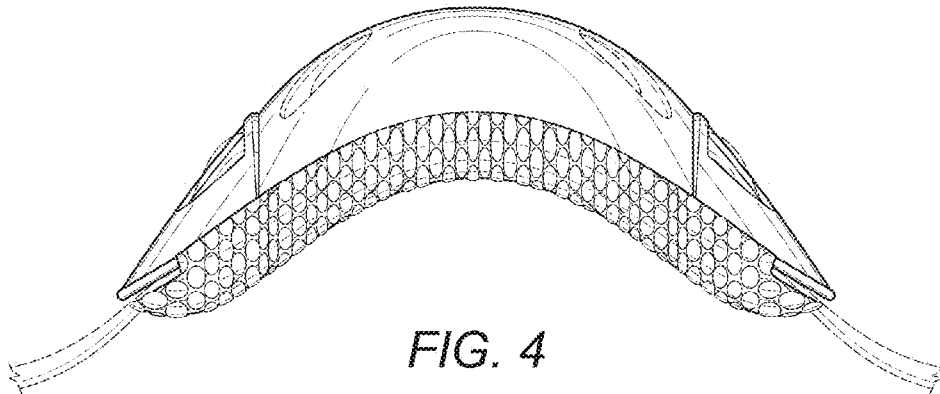


FIG. 4

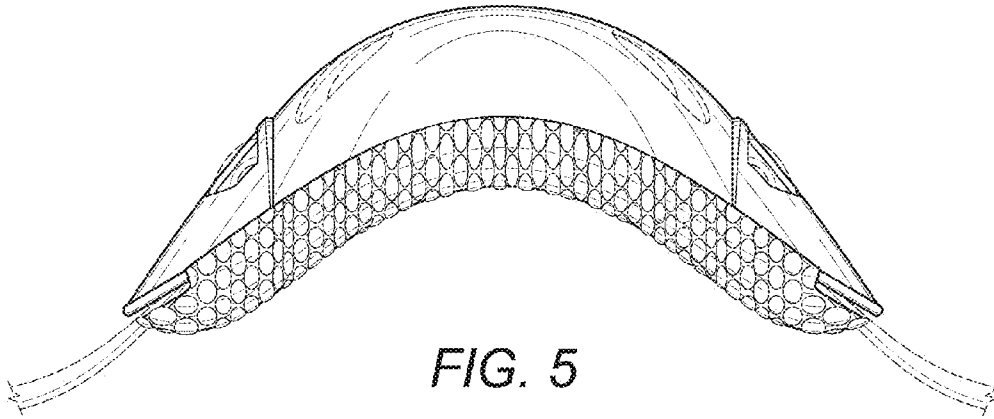


FIG. 5

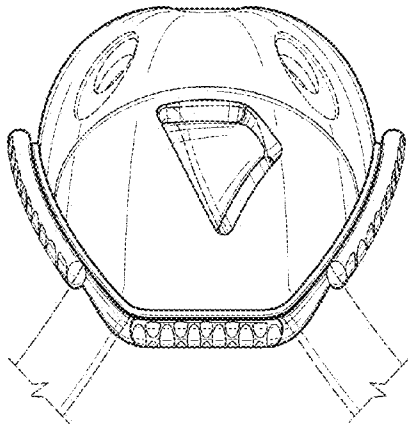


FIG. 6

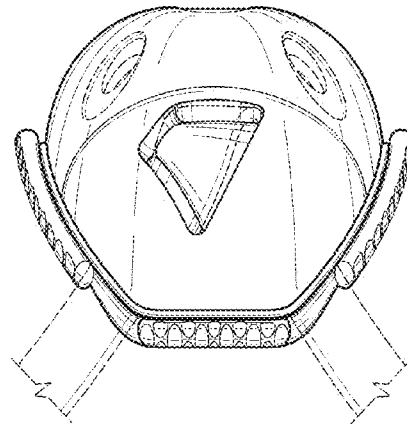


FIG. 7