

(12) STANDARD PATENT
(19) AUSTRALIAN PATENT OFFICE

(11) Application No. **AU 2001259641 B2**

(54) Title
Discrete multichannel audio with a backward compatible mix

(51)⁷ International Patent Classification(s)
H04S 003/00

(21) Application No: **2001259641** (22) Date of Filing: **2001.05.09**

(87) WIPO No: **WO01/87015**

(30) Priority Data

(31) Number	(32) Date	(33) Country
09568355	2000.05.10	US

(43) Publication Date: **2001.11.20**

(43) Publication Journal Date: **2002.02.07**

(44) Accepted Journal Date: **2005.04.07**

(71) Applicant(s)
Digital Theater Systems, Inc.

(72) Inventor(s)
Smith, William P.; You, Yu-Li; Yan, Ming; Smyth, Stephen M.

(74) Agent / Attorney
Davies Collison Cave, Level 10 10 Barrack Street, Sydney, NSW, 2000

(56) Related Art
WO 1997/21310

(19) World Intellectual Property Organization
International Bureau



(43) International Publication Date
15 November 2001 (15.11.2001)

PCT

(10) International Publication Number
WO 01/87015 A2

(51) International Patent Classification⁷: H04S 3/00

(21) International Application Number: PCT/US01/14878

(22) International Filing Date: 9 May 2001 (09.05.2001)

(25) Filing Language: English

(26) Publication Language: English

(30) Priority Data:
09/568,355 10 May 2000 (10.05.2000) US

(71) Applicant: DIGITAL THEATER SYSTEMS, INC.
[US/US]; 5171 Clareton Drive, Agoura Hills, CA 91301 (US).

(72) Inventors: SMITH, William, P.; 16 Kinwood Drive, Co. Down, Northern Ireland BT196UQ (GB). SMYTH, Stephen, M.; 172 Bangor Road, Newtownards, Co. Down, Northern Ireland BT23 7PH (GB). YAN, Ming; 11 Lord Wardens View, Bangor, Northern Ireland BT191GN (GB). YOU, Yu-Li; 889 St. Charles Drive #4, Thousand Oaks, CA 91360-4030 (US).

(74) Agents: JOHNSON, William, L. et al.; Koppel & Jacobs, Suite 107, 555 St. Charles Drive, Thousand Oaks, CA 91360 (US).

(81) Designated States (*national*): AE, AG, AL, AM, AT, AU, AZ, BA, BB, BG, BR, BY, BZ, CA, CH, CN, CO, CR, CU, CZ, DE, DK, DM, DZ, EE, ES, FI, GB, GD, GE, GH, GM, HR, HU, ID, IL, IN, IS, JP, KE, KG, KP, KR, KZ, LC, LK, LR, LS, LT, LU, LV, MA, MD, MG, MK, MN, MW, MX, MZ, NO, NZ, PL, PT, RO, RU, SD, SE, SG, SI, SK, SL, TJ, TM, TR, TT, TZ, UA, UG, UZ, VN, YU, ZA, ZW.

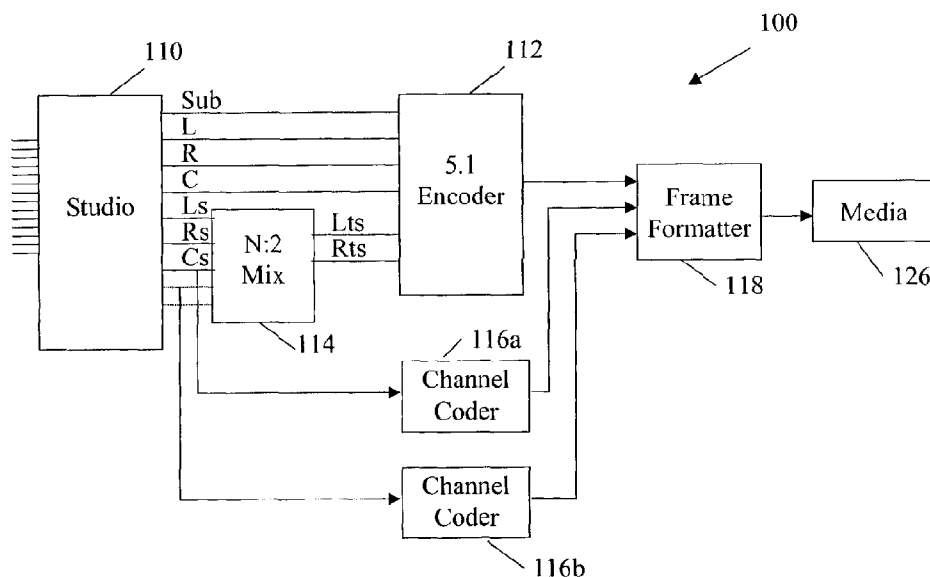
(84) Designated States (*regional*): ARIPO patent (GH, GM, KE, LS, MW, MZ, SD, SL, SZ, TZ, UG, ZW), Eurasian patent (AM, AZ, BY, KG, KZ, MD, RU, TJ, TM), European patent (AT, BE, CH, CY, DE, DK, ES, FI, FR, GB, GR, IE, IT, LU, MC, NL, PT, SE, TR), OAPI patent (BF, BJ, CF, CG, CI, CM, GA, GN, GW, ML, MR, NE, SN, TD, TG).

Published:

— without international search report and to be republished upon receipt of that report

[Continued on next page]

(54) Title: DISCRETE MULTICHANNEL AUDIO WITH A BACKWARD COMPATIBLE MIX



(57) Abstract: A multichannel audio format provides a truly discrete as well as a backward compatible mix for surround-sound, front or other discrete audio channels in cinema, home theater, or music environments. The additional discrete audio signals are mixed with the existing discrete audio channels into a predetermined format such as the 5.1 audio format. In addition these additional discrete audio channels are encoded and appended to the predetermined format as extension bits (120) in the bitstream (124). The existing base of multichannel decoders (140) can be used in combination with a mix decoder (144) to reproduce truly discrete N.1 multichannel audio.



WO 01/87015 A2



For two-letter codes and other abbreviations, refer to the "Guidance Notes on Codes and Abbreviations" appearing at the beginning of each regular issue of the PCT Gazette.

Field of the Invention

10 This invention relates to multichannel audio and more specifically to a multichannel audio format that provides a truly discrete as well as a backward compatible mix for surround-sound, front or other discrete audio channels in cinema, home theater, or music environments.

Multichannel audio has become the standard for cinema and home theater, and is gaining rapid acceptance in music, automotive, computers, gaming and other audio applications. Multichannel audio provides a surround-sound environment that greatly enhances the listening experience and the overall presentation of any audio-visual system. The earliest multichannel systems included left, right, center and surround (L,R,C,S) channels. The current standard in consumer applications is 5.1 channel audio, which splits the surround channel into left and right surround channels and adds a subwoofer channel (L,R,C,Ls,Rs,Sub).

The move from stereo to multichannel audio has been driven by a number of factors paramount among them being the consumers' desire for higher quality audio presentation. Higher quality means not only more channels but higher fidelity channels and improved separation or "discreteness" between the channels. In a truly discrete

environment, discrete channels carry discrete audio signals to discrete speakers.

To satisfy this demand, the audio industry had to provide a multichannel mix from the studio or content provider, multichannel encoding/decoding techniques, a media capable of supporting multichannel audio and multichannel speaker configurations. By its very nature, multichannel audio includes significantly more data than stereo audio, which has to be compressed to fit in the existing formats and on the existing media. With the advent of media such as DVD, new formats such as 5.1 have been developed specifically for multichannel audio to enhance the listening experience.

The extension of multichannel audio beyond the 5.1 standard has once again raised the challenge of developing new encoding/decoding techniques that move the state-of-the-art forward while maintaining backward compatibility with the 5.1 standard. Having become accustomed to discrete audio, the consumer will demand the same performance as more channels are added. Backward compatibility is critical because of the great investment in 5.1 equipment by consumers and professionals alike.

Dolby Prologic™ provided one of the earliest multichannel systems. Prologic squeezes 4-channels (L,R,C,S) into 2-channels (Lt,Rt) by introducing a phase-shifted surround sound term. These 2-channels are then encoded into the existing 2-channel formats. Decoding is a two step process in which an existing decoder receives Lt,Rt and then a Prologic decoder expands Lt,Rt into L,R,C,S. Because four signals (unknowns) are carried on only two channels (equations), the Prologic decoding operation is only an approximation and cannot provide true discrete multichannel audio. As shown in figure 1, a studio

10 will mix several, e.g. 48, audio sources to provide a four-channel mix (L,R,C,S). (This mix may be monitored through a matrix encode and decode process.) The Prologic encoder 12 matrix encodes this mix as follows:

$$5 \quad L_t = L + .707C + S(+90^\circ), \text{ and} \quad (1)$$

$$R_t = R + .707C + S(-90^\circ), \quad (2)$$

which are carried on the two discrete channels, encoded into the existing two-channel format and recorded on a media 14 such as film.

10 A matrix decoder 16 decodes the two discrete channels L_t, R_t and expands them into four discrete reconstructed channels L_r, R_r, C_r and S_r . A passive matrix decoder decodes the audio data as follows:

$$15 \quad \begin{aligned} L_r &= L_t, \\ R_r &= R_t, \\ C_r &= (L_t + R_t)/2, \text{ and} \\ S_r &= (L_t - R_t)/2. \end{aligned}$$

In general, the L_r and R_r channels have significant center and surround components and C_r and S_r have left and right components. The reproduced audio signals, although carried on discrete channels to discrete speakers in a speaker configuration 18, are not discrete, but in fact are characterized by significant crosstalk and phase distortion. For this reason passive decoders are rarely used.

25 Active matrix decoders reduce crosstalk and phase distortion but at best approximate a discrete audio presentation. Many different proprietary algorithms are used to perform an active decode and all are based on measuring the power of $L_t + R_t$, $L_t - R_t$, L_t and R_t to calculate gain factors G_i whereby,

$$30 \quad L_r = G_1 * L_t + G_2 * R_t$$

$$R_r = G_3 * L_t + G_4 * R_t$$

$$Cr = G5*Lt + G6*Rt, \text{ and}$$

$$Sr = G7*Lt + G8*Rt.$$

Active decode provides better compensation based on the power of the signal but crosstalk among components remains
 5 and true discrete reproduction is not possible.

The advent of the 5.1 format represented a fundamental shift in multichannel audio away from squeezing multiple channels into an existing stereo format and the phase distortion and crosstalk associated with matrix coding and
 10 to a truly discrete multichannel format, which provides higher fidelity and improved separation and directionality. Furthermore, two additional channels were added. The subwoofer ("Sub") (.1 channel) provides enhanced low frequency capability. The surround channel S consists of
 15 left Ls and right Rs channels indicating the consumers' strong preference for true discrete sound even in the surround channels. Each signal (L,C,R,Ls,Rs,Sub) is compressed independently and then mixed together in a 5.1 format thereby maintaining the discreteness of each signal.
 20 Dolby AC-3™, Sony SDDS™ and DTS Coherent Acoustics™ are all examples of 5.1 systems.

As shown in figure 2, the studio 20 provides a 5.1 channel mix. A 5.1 encoder 22 compresses each signal or channel independently, multiplexes them together and packs
 25 the audio data into a given 5.1 format, which is recorded on a suitable media 24 such as a DVD. A 5.1 decoder 26 decodes the bitstream a frame at a time by extracting the audio data, demultiplexing it into the 5.1 channels and then decompressing each channel to reproduce the signals
 30 (Lr,Rr,Cr,Lsr,Rsr,Sub). These 5.1 discrete channels, which carry the 5.1 discrete audio signals are directed to the appropriate discrete speakers in speaker configuration 28 (subwoofer not shown).

In its cinema products, DTS implemented its 5.1 system with 5 single channel APT-X encoders by taking advantage of the spectral characteristics of the surround and subwoofer channels without sacrificing performance. The use of five rather than six processors reduced system cost. As shown in figure 3, the 5.1 signal is reformatted into a 5 channel signal with a mixer 32 that mixes the Ls, Sub and Rs into two channels using standard studio mixing techniques, i.e. the sub is reduced by 3dB and added to the L and R surround channels. More specifically, the left and right surround channels Ls, Rs are high pass filtered, the subwoofer channel Sub is low pass filtered, and then mixed together. The Sub channel carries low frequencies and has a bandwidth less than 150 Hz and the Ls and Rs signals have only minimal low frequency content. An APT-X decoder 34 decodes the five channels and passes Lts and Rts to a demixer 36, which high pass filters them to reproduce Lrs and Rrs, and low pass filters and sums them to reproduce the subwoofer channel Sub.

Extension to discrete 6.1 and higher multichannel formats is limited by space availability on the media, reliability and the strong desire to maintain backward compatibility with existing 5.1 decoders. Multichannel audio consumes a lot of space on the medium. Providers want to extend playtime, include multiple different audio formats including 2-channel PCM, Dolby AC-3 and DTS Coherent Acoustics, add other content such as director's comments, outtakes, etc.

Dolby has developed Dolby EX, as described in PCT Publication W099/57941, which provides more than two surround-sound channels in the current 5.1 formats and does so without increasing space requirements (number of bits or film space). Dolby EX provides more than two surround

sound channels within the format of a digital soundtrack system designed to provide only two surround sound channels. Three main channels are recorded in the discrete soundtrack channels and 3,4 or 5 surround-sound channels are matrix-encoded and recorded in two discrete surround-sound soundtrack channels. The digital audio stream of the digital soundtrack system designed to provide only two surround sound channels remains unaltered, thus providing compatibility with existing playback equipment. Moreover, the format of the media carrying the digital sound tracks is unaltered. Dolby asserts that the "discreteness" of the digital soundtrack system is not audibly diminished by employing matrix technology to surround sound channels, particularly if active matrix decoding is employed.

Dolby EX introduces phase-shifted surround sound terms to matrix encode the 3,4 or 5 surround-sound signals into two channels, which facilitates decoding the two channels into 3,4 or 5 audio channels. The introduction of the phase-shifted terms is essential to Dolby EX as it was to Dolby Prologic. The encoding process is given by the following generalized equations:

$$Lts = Ls + \sum Gi * Si(\phi_i) \text{ for } i = 0,1,2, \text{ and}$$

$$Rts = Rs + \sum Hi * Si(-\phi_i) \text{ for } i = 0,1,2$$

where G_i and H_i are the gain coefficients, S_i are the additional surround-sound channels and ϕ_i are the phase distortion components. The decoding process is given by the following generalized equations:

$$Lrs = G1 * Lts + G2 * Rts$$

$$Rrs = G3 * Lts + G4 * Rts$$

$$Crs = G5 * Lts + G6 * Rts$$

In the special case of three surround-sound channels (Ls, Rs, Cs), these generalized equations default to the well known mix equations where the Cs channel is reduced by 3dB

and added to the Ls and Rs channels as follows:

$$Lts = Ls + .707Cs, \text{ and}$$

$$Rts = Rs + .707Cs.$$

5 It is believed that actual Dolby Ex systems phase shift Ls and Rs by plus and minus 45 degrees, respectively, to provide more depth to the surround sound. The QS or SQ matrix systems cited in the PCT Publication teach that technique.

10 As shown in figure 4, in a Dolby Ex system 40 the studio 42 provides a 6.1 channel mix (L,R,C,Ls,Rs,Cs,Sub) where Cs is an additional center surround channel. A matrix encoder 44 applies the Prologic coding algorithm to the three surround sound channels (Ls,Cs,Rs) to matrix encode them into Lts and Rts. The 5.1 channels
15 L,R,C,sub,Lts,Rts are encoded using an AC-3, Sony or DTS encoder 46 and recorded onto a media 48. A 5.1 decoder 50 decodes the audio data to reproduce the discrete L,R,C and Sub audio channels and pass the matrix encoded Lts and Rts channels to a matrix decoder 52, which matrix decodes the
20 channels into Lrs, Crs and Rrs using the same active matrix techniques as the Pro Logic decoders. The 6.1 discrete channels are directed to discrete speakers 54 for audio playback.

25 It is important to note that the three discrete surround channels do NOT carry discrete signals. The same crosstalk and phase distortion limitations associated with Prologic are now reintroduced into what was a truly discrete multichannel system. While it is true that a
30 listener's sensitivity to position and direction is less for rear signals, true discrete audio reproduction will provide better sound separation and directionality. For the same reasons consumers preferred 2-channel surround over mono surround they will prefer 3-channel discrete

surround over matrixed 2 channel surround.

Dolby EX represents a first step toward enhanced multichannel audio. Dolby EX provides additional surround sound channels using existing 5.1 formats without
5 increasing the bit rate. Furthermore, Dolby EX preserves the discrete coding of L,R,C and sub audio signals. However, Dolby EX achieves these desirable results by sacrificing the true discreteness of the surround sound channels. A 3:2:3 system will suffer the same crosstalk
10 limitation as Pro Logic. 4:2:4 and greater systems will also suffer phase distortion problems due to the matrix decode.

Dolby cannot provide true discrete N.1 audio because audio quality and/or reliability will suffer. The PCT
15 Publication contemplates and then dismisses a new N.1 format for truly discrete audio stating "Although, in theory, additional channels could be carried by reducing the symbol size in order to provide more bits and allowing the storage of more data in the same physical area, such a
20 reduction would introduce unwanted difficulties in the printing process and require substantial modification or recorder and player units in the field." A true N.1 format would be incompatible with existing hardware and would require at least substantial modification if not total
25 replacement.

Accordingly, there remains an unfulfilled need in the industry to provide a truly discrete multichannel surround sound environment with more than two surround channels while maintaining backward compatibility with existing 5.1
30 decoders without sacrificing audio quality or reliability.

SUMMARY OF THE INVENTION

In view of the above problems, the present invention

provides a truly discrete multichannel audio environment with additional discrete audio signals while maintaining backward compatibility with existing decoders.

5 A truly discrete as well as a backward compatible mix for surround-sound, front or other discrete audio channels for cinema, home theater, or music by mixing additional discrete audio signals with the existing discrete audio channels into a predetermined format such as the 5.1 audio format. These additional discrete audio channels are
10 separately encoded and appended to the predetermined format as extension bits in the bitstream.

In a 5.1 channel environment, the more than two discrete surround-sound audio signals (Ls,Rs,Cs,...) are mixed into two discrete surround-sound channels (Lts,Rts).
15 The front channels (L,R,C,sub) and the mixed surround-sound channels (Lts,Rts) are encoded using a standard 5.1 encoder. The additional discrete surround-sound audio signals (Cs,...) are independently encoded and carried in a discrete extension surround-sound channel that is appended
20 to the 5.1 bitstream as extension bits. The bitstream is compatible with a variety of decoder configurations including existing 5.1 decoders, a 5.1 decoder plus existing matrix decoders, a 5.1 decoder plus a mix decoder and a N.1 decoder. The inclusion of the additional
25 discrete surround-sound audio signals in the bitstream makes possible the reproduction of true discrete multichannel audio when used with either the 5.1 decoder plus the mix decoder or the N.1 decoder.

A 5.1 decoder reads the 5.1 bitstream and ignores the
30 extension bits. The 5.1 decoder decodes the Lts and Rts surround-sound channels and directs the mixed audio signals to the discrete left and right surround-sound speakers. Playback creates the discrete left and right surround-sound

signals and a "phantom" surround-sound signal from the center surround (Cs) audio signal and any other additional surround signals that acoustically appears at the center of the left and right surround speakers. The phantom surround
5 is completely devoid of any phase distortion.

The inclusion of a matrix decoder with the 5.1 decoder decodes the Lts and Rts channels into Lrs, Rrs and Crs matrixed audio signals, which are carried on discrete channels to left, right and center surround speakers. The
10 Lrs, Rrs and Crs audio signals are not discrete and exhibit the crosstalk associated with matrix coding.

The inclusion of a mix decoder with the 5.1 decoder reads the extension bits and decodes the additional surround-sound audio signals (Crs,...). The mix decoder
15 subtracts the weighted surround sound audio signals (Crs,...) from the left and right total surround-sound signals (Lrts,Rrts) to produce truly discrete surround-sound audio signals (Lrs,Rrs,Crs,...), which are carried on discrete channels to discrete speakers. A true N.1 decoder
20 incorporates the 5.1 decoder and mix decoder in a single box. Playback creates a truly discrete (discrete signals carried on discrete channels to discrete speakers) surround-sound environment in which the surround-sound portion exhibits improved sound separation and
25 directionality. Unlike matrix-encoded surround-sound audio, the mix-encoded N.1 channel audio provides discrete playback without crosstalk.

These and other features and advantages of the invention will be apparent to those skilled in the art from
30 the following detailed description of preferred embodiments, taken together with the accompanying drawings, in which:

BRIEF DESCRIPTION OF THE DRAWINGS

FIG. 1, as described above, is a block diagram and schematic plan view of a known Dolby Prologic surround-sound system and a theater showing idealized loudspeaker locations for reproducing left (L), center (C), right (R) and surround (S) motion picture soundtrack channels;

FIG. 2, as described above, is a block diagram and schematic plan view of a known 5.1 surround-sound system and a theater showing idealized loudspeaker locations for reproducing left (L), center (C), right (R), sub and surround (S) motion picture soundtrack channels;

FIG. 3, as described above, is a block diagram of a known DTS 5.1 surround-sound system that uses a 5-channel APT-X encoder;

FIG. 4, as described above, is a block diagram and schematic plan view of a known Dolby EX surround-sound system and a theater showing idealized loudspeaker locations for reproducing left (L), center (C), right (R), left surround (Ls), right surround (Rs) and center surround (Cs) motion picture soundtrack channels;

FIG. 5 is a block diagram of a surround-sound encoder in accordance with the present invention for providing discrete N.1 channel audio that is backward compatible with 5.1 channel audio;

FIG. 6 is a schematic illustration of a N.1 channel bitstream in accordance with the present invention;

FIG. 7 is a block diagram and schematic plan view of a known 5.1 decoder with a loudspeaker arrangement for reproducing left (L), center (C), right (R), left surround (Ls), right surround (Rs) and "phantom" center surround (Cs) audio channels based on a 3:2 mix in accordance with the present invention;

FIG. 8 is a block diagram and schematic plan view of

a 5.1 decoder and matrix decoder with a loudspeaker arrangement for reproducing left (L), center (C), right (R), left surround (Ls), right surround (Rs) and center surround (Cs) audio channels;

5 FIG. 9 is a block diagram and schematic plan view of a 5.1 decoder with a mix decoder with a loudspeaker arrangement for reproducing left (L), center (C), right (R), left surround (Ls), right surround (Rs) and center surround (Cs) audio channels in accordance with the present invention;

10 FIG. 10 is a block diagram and schematic plan view of a 6.1 decoder with a loudspeaker arrangement for reproducing left (L), center (C), right (R), left surround (Ls), right surround (Rs) and center surround (Cs) audio channels;

15 FIG. 11 is a schematic diagram of the mix decoder shown in FIG. 9 and incorporated in the 6.1 decoder shown in FIG. 10;

20 FIG. 12 is a block diagram of an alternate embodiment for the N.1 channel encoder, which provides enhanced mixing capability but requires both a 5.1 and N.1 mix from the studio and additional extension bits; and

25 FIG. 13 is a block diagram of a multichannel audio encoder for providing a truly discrete as well as a backward compatible mix for surround-sound, front or other discrete channels.

DETAILED DESCRIPTION OF THE INVENTION

30 The present invention provides a multichannel audio format for a truly discrete as well as a backward compatible mix for surround-sound, front or other discrete audio channels in cinema, home theater, or music environments. The additional discrete audio signals are

mixed with the existing discrete audio channels into a predetermined format such as the 5.1 audio format. In addition these additional discrete audio channels are encoded and appended to the predetermined format as extension bits in the bitstream. The existing base of multichannel decoders can be used in combination with a mix decoder to reproduce truly discrete N.1 multichannel audio. This allows a consumer or professional to choose whether to keep their existing audio systems and realize some of the benefits of additional surround-sound channels or to upgrade their systems by adding a mix decoder to realize truly discrete multichannel audio for the ultimate listening experience.

It is to be understood that the present approach is applicable to extend any predetermined multichannel audio format, of which 5.1 is the current standard, to greater number of channels of discrete audio while maintaining backward compatibility to the predetermined format. For example, a true 10.2 format may be adopted for certain very specialized audio systems. At some point after the adoption of such a 10.2 format it may be desirable to extend that format to even more channels. For purposes of clarity, the present invention will be described with reference to a 5.1 channel system without lack of generality.

For purposes of clarity, the present invention will now be described with reference to the drawings in the context of a 5.1 channel system. FIG. 5 is a block diagram of a N.1 channel surround-sound encoder 100 in accordance with the present invention. A studio 110 provides an N.1 channel mix of which the L,R,C and Sub channels are passed directly to a 5.1 encoder 112 such as DTS Coherent Acoustics, Dolby AC-3 or Sony SDDS. The Ls, Rs, Cs and any

other additional surround-sound channels are first passed to a mix encoder 114 that mixes the three or more channels into Lts and Rts channels, which are then passed to 5.1 encoder 112. 5.1 encoder 112 encodes the 5.1 channels and channel encoders 116a, 116b, ... encode the additional surround-sound channels, respectively. The channel encoders may use the same 5.1 encoder defaulted to encode a single channel or other single channel encoders. A frame formatter 118 appends the extension bits 120a, 120b, ... for each of the surround-sound channels to the 5.1 format bits 122 a frame at a time in bitstream 124 as shown in figure 6. Bitstream 124 is recorded on a media 126 such as a DVD, CD, DVT, or film in a digital format. With film optically recorded symbols represent the digital information, the digital information, in turn, represents discrete audio channels. Optical discs such as CDs or DVDs have pits impressed in the disc surface that represent digital information, the digital information, in turn, represents said discrete audio channels. Alternately, bitstream 124 could be encoded on a carried signal and broadcast to consumers. Backward compatibility is maintained because existing decoders read only the 5.1 bits and ignore the extension bits. True discrete multichannel audio is achieved with a new mix decoder that reads both the 5.1 and extension bits.

The inclusion of the additional surround-sound audio signals in both the two-channel mix and discrete channels eliminates the need to introduce a phase-shift in order to decode the three or more audio channels. As such, mix encoder 114 has more flexibility to mix the surround-sound channels. For example, a coherent mix introduces no phase-shifts or delays. This has the advantage that neither a direct 5.1 decode that produces a "phantom" surround

channel or a 2:3 matrix-decode introduce phase distortion. Alternately, mix encoder 114 could phase-shift the Ls and Rs signals to improve the depth of the matrix decoded surround-sound audio. The key is that the phase term is not
 5 needed in order to decode, and that the inclusion of the additional channels in the bitstream allows the mix decoder to reproduce discrete audio for either mix approach.

Assuming a coherent mix, the generalized mixing equations are as follows:

$$\begin{aligned} 10 \quad Lts &= Ls + \sum G_i S_i \text{ for } i = 0, 1, 2, \dots \\ Rts &= Rs + \sum H_i S_i \text{ for } i = 0, 1, 2, \dots \end{aligned}$$

where G_i and H_i are the gain coefficients and S_i are the additional surround-sound channels.

In the special case of three surround-sound channels
 15 (Ls, Rs, Cs), these generalized equations default to the well known mix equations where the Cs channel is reduced by 3dB and added to the Ls and Rs channels as follows:

$$\begin{aligned} Lts &= Ls + .707Cs, \text{ and} \\ Rts &= Rs + .707Cs. \end{aligned}$$

20 At this one point, a 3:2 mix of a center surround channel, the matrix-encode equations for the Dolby EX system and the mix-encode equations of the present invention each default to the standard technique for mixing a center channel with left and right channels. Although
 25 the mix equations are identical at this one point, the system of the present invention is fundamentally different than either Dolby EX or standard mixing practice. In those instances the additional signals are only mixed into the left and right signals thereby sacrificing the ability to
 30 reproduce discrete multichannel audio. The present invention details a method for both producing discrete multichannel audio while maintaining backward compatibility. Unlike Dolby EX, this approach requires

additional bits (space) to encode the bitstream. However, as evidenced by the earlier adoption of left/right surround to replace mono surround, true discrete surround-sound audio will replace matrix-decoded surround-sound audio.

5 The bitstream is compatible with a variety of decoder configurations including existing 5.1 decoders, a 5.1 decoder plus existing matrix decoders, a 5.1 decoder plus a mix decoder and a N.1 decoder. Mixing the additional surround-sound signals with the left and right surround
10 signal provides backward compatibility. The inclusion of the additional discrete surround-sound audio signals in the bitstream makes possible the reproduction of true discrete multichannel audio when used with either the 5.1 decoder plus the mix decoder of the N.1 decoder.

15 As shown in FIG. 7 a conventional 5.1 decoder 130 decodes bitstream 124 a frame at a time by detecting the sync bit, reading 5.1 formatted bits 122 and ignoring extension bits 120a, 120b,... Decoder 130 decodes the 5.1 bits to reproduce left (Lr), center (Cr), right (Rr),
20 subwoofer (Sub), left surround (Lrts), and right surround (Rrts) discrete audio channels. The left, center, right and sub discrete channels, which carry respective discrete audio signals, are directed to discrete speakers L,C,R and Sub (not shown) in a loudspeaker arrangement 132 for
25 playback. The left and right surround channels, which carry a three-channel mix, are directed to discrete speakers Ls and Rs. This creates a "phantom" center surround (Crs) audio signal that appears, acoustically between the Ls and Rs speakers without the benefit of an
30 actual speaker. The position of the phantom surround can be varied by adjusting the mix but is typically a center surround. Consumers with existing 5.1 decoders can choose not to upgrade and still receive a compatible mix.

A conventional 5.1 decoder when used in a 3:2:3 system reproduces the same multichannel audio experience for the encoding techniques described in figures 5 and 6 as it would with Dolby EX encoded audio data (provided the Ls and Rs signals in Dolby EX are not phase shifted by 45 degrees). However, for N:2:N systems where $N > 3$ or $N = 3$ and the Ls and Rs signals are phase shifted the audio experience is not the same. The encoding techniques of the present invention will not exhibit the phase distortion problems associated with Dolby EX.

As shown in FIG. 8, the basic playback configuration depicted in figure 7 can be enhanced by the addition of a matrix decoder 134 and a center channel speaker Cs. Matrix decoder 134 matrix decodes the left and right surround-sound channels Lrts and Rrts into three discrete audio channels Rrs, Crs and Lrs that are directed to respective speakers Ls, Cs and Rs for playback. Although the channels are discrete the signals they carry are not. The dematrixed audio signals exhibit the same crosstalk and phase distortion drawbacks as discussed above in connection with the Dolby ProLogic system.

As discussed above in reference to figure 4, the Dolby EX system is designed for use with a 5.1 decoder and matrix decoder having this same configuration. Again the 3:2:3 systems may be equivalent but the N:2:N will differ due to the phase-shift components in Dolby EX encoding. In practice even when $N = 3$ there is a 45 degree phase shift applied to the Ls and Rs signals.

As illustrated in figures 7 and 8, the mix encoding techniques of the present invention maintain backward compatibility with 5.1 decoders and matrix decoders. The audio performance is equivalent to Dolby EX for 3:2:3 systems and improved when additional surround-sound

channels are encoded.

The distinct advantage of the present encoding and formatting techniques over Dolby EX, as illustrated in figures 9-11, is the ability to reproduce truly discrete N.1 channel audio; discrete signals carried on discrete channels to discrete speakers. As evidenced by the industry's move from matrix encoded/decoded multichannel audio to discrete 5.1 audio earlier, the consumer will prefer discrete N.1 channel audio over matrix-decoded N.1 channel audio.

As shown in figure 9, a 5.1 decoder 140 reads the 5.1 audio 122 from bitstream 124 and ignores the extension bits 120a, 120b,..., decodes the L,C,R and Sub signals and passes them to respective speakers in a loudspeaker arrangement 142. Decoder 140 decodes the Lts and Rts signals and passes them to a mix decoder 144, which ignores the 5.1 audio bits and reads the extension bits. Mix decoder 144 decodes each of these additional surround-signals and uses them to separate the three or more surround-sound signals Lrs, Crs and Lrs from the Lts and Rts, which are passed to discrete speakers Ls, Cs and Rs. As shown in figure 10, an N.1 decoder 145 incorporates the functions of the 5.1 decoder and mix decoder in one box.

As shown in figure 11, mix decoder 144 includes a channel decoder 146 that decodes the additional surround-sound channel Crs from the extension bits and directs it to the center surround-sound speaker Cs. Mix decoder 144 weights Csr (148a, 148b), e.g. reduces it by 3dB, and subtracts (150a, 150b) it from the Ltrs and Rtrs signals to remove all traces (except quantization noise) of the center surround-sound channel Cs leaving only the discrete Lrs and Rrs signals, which are directed to left and right surround-sound speakers Ls and Rs. More specifically the decode

equations for a 2:3 decoder are as follows:

$$Lsr = Lts - .707Csr, \text{ and}$$

$$Rsr = Rts - .707Csr$$

5 The circuit is easily expandable to accommodate more than three surround-sound signals by using additional channel decoders, multipliers and summing nodes.

As shown in figures 9-11, the incorporation of the additional surround-signals at mix decoder 144 provides the N equations for the N unknowns in the mixed audio signal carried on Lts and Rts. As a result, other than quantization noise, the process of separating the audio signals is exact, i.e. no crosstalk or phase distortion. Therefore consumers who upgrade by purchasing either a mix decoder for use with their 5.1 decoder or a new N.1 decoder receive all the benefits of a truly discrete (signal, channel & speaker) system and an N.1 bitstream format.

15 It is important to note that the audio quality obtained by mixing the three or more surround-sound channels into a 5.1 format and appending the additional surround-sound signals as extension bits, and separating the audio signals as just described would be substantially the same as the audio quality associated with a true N.1 format, which would not be backward compatible with 5.1 systems. This slight advantage is easily outweighed by the necessity to provide backward compatibility.

25 Although the described audio mixing/separating techniques and modified bitstream format are generally applicable to all 5.1 formats including Dolby-AC3 and Sony SDDS they are particularly well suited for use with the DTS Coherent Acoustics, which has the ability to vary frame size as is described in detail in U.S. Patent No. 5,978,762. The variable frame size can be used to accommodate additional surround-sound channels, i.e. the

extension bits by either a) reducing the frame size or b) adaptively changing the frame size. Dolby AC-3 has a fixed frame size with insufficient bits to accommodate the extension bits without sacrificing fidelity of the reconstructed audio signals.

The DTS Coherent Acoustics encoder/decoder can vary its frame size by one bit at a time. DTS Coherent Acoustics has the flexibility to reduce frame size to increase the bit rate to accommodate N.1 systems and particularly the extra extension bits. The reduction of frame size increases the percentage of bits allocated to overhead and reduces the flexibility for bit allocation but allows true discrete N.1 channel audio to be reproduced with sufficient sound quality.

An alternate embodiment for encoding N.1 channel audio (N=3 as depicted) is shown in figure 12. This approach provides enhanced mixing capability but requires both a 5.1 and 6.1 mix from the studio and additional extension bits. Studio 150 provides both a 5.1 mix 152 and a 6.1 mix 154 of which only the Ls, Cs and Rs channels are used. The Lts and Rts channels of the 5.1 mix have been mixed by the studio to include the Cs channel. The 5.1 mix is passed to a 5.1 encoder 156 that encodes the multichannel signal into a standard 5.1 audio format.

The Lts and Rts audio channels are weighted by coefficients C1 and C2 and subtracted from the Ls and Rs audio channels from the 6.1 mix 154, respectively, to produce difference signals dLs and dRs. An encoder 158 encodes Cs, dLs and dRs and passes them to a frame formatter 160 that appends them as extension bits to the 5.1 audio format in the bitstream. Each additional channel added after 6.1 adds one new channel to the extension bits. This approach is not constrained by simple linear equations

to mix the signals but requires two additional channels, dLs and dRs to encode the audio data.

5 To this point the invention has been described as a technique for mixing three or more surround-sound channels into the left and right surround-sound channels. Although this is the current application for such techniques, the same techniques can be used to provide a truly discrete as well as a backward compatible mix for additional front channels, side channels, subwoofer or any other discrete
10 channels.

As shown in figure 13, an N:M Mixer 170 mixes N discrete input signals into M channels that carry the N-channel mix. An encoder 172 encodes the M-channel audio signal into a predetermined format. Channel coders 174a,
15 174b,... encode each of the L=N-M additional discrete audio signals. A frame formatter 176 appends the encoded additional signals as extension bits to the predetermined format in a bitstream, which is then recorded on a media 178. This describes a general approach for extending a
20 predetermined multichannel audio format to a greater number of discrete channels while maintaining backward compatibility with decoders designed for the predetermined format.

While several illustrative embodiments of the invention have been shown and described, numerous variations and alternate embodiments will occur to those skilled in the art. Such variations and alternate embodiments are contemplated, and can be made without departing from the spirit and scope of the invention as defined in the appended claims.

2001259641 08 Feb 2005

- 22 -

Throughout this specification and the claims which follow, unless the context requires otherwise, the word "comprise", and variations such as "comprises" or "comprising", will be understood to imply the inclusion of a stated integer or step or group of integers or steps but not the exclusion of any other integer or step or group of integers or

5 steps.

2001259641 08 Feb 2005

- 23 -

The claims defining the present invention are as follows:

1. A medium recorded with a plurality of discrete audio channels and M discrete surround-sound audio channels in a predetermined multichannel audio format, said M discrete surround-sound audio channels carrying a mix of $N > M$ surround-sound audio signals, and at least one discrete extension surround-sound channel that carries at least one of the N surround-sound audio signals.
5
2. The medium of claim 1, wherein the discrete extension surround-sound channel is recorded on the medium as extension bits appended to said predetermined multichannel audio format.
10
3. The medium of claim 2, wherein the medium is compatible for playback on an existing base of audio decoders configured to read media recorded with the predetermined multichannel audio format and on audio coders configured to read media recorded with the predetermined multichannel audio format and the discrete extension surround-sound channel.
15
4. The medium of claim 2, wherein the M discrete surround-sound audio channels and at least one discrete extension surround-sound channel are recorded on the medium as a sequence of audio frames that form a digital bitstream, each said audio frame including a sync word, audio data in a predetermined multichannel audio format representative of said discrete surround-sound audio channels, and audio data appended to said multichannel audio format representative of said discrete extension surround-sound channel.
20
5. The medium of claim 4, wherein the size of the audio frame may vary from frame-to-frame to accommodate the discrete extension channels.
25
6. The medium of claim 1, wherein M equals N.
7. The medium of claim 1, wherein N is greater than M.
30

2001259641 08 Feb 2005

- 24 -

8. The medium of claim 7, wherein the medium is recorded with N minus M discrete extension surround-sound channels each carrying a different one of the N surround-sound audio signals.
- 5 9. The medium of claim 8, wherein M equal two discrete surround-sound audio channels and the plurality of discrete audio channels includes three discrete front channels that carry respective discrete front audio signals and a sub channel that carriers a subwoofer signal, said three front channels, two surround-sound channels and sub channel being recorded on the medium in a 5.1 audio format and said discrete extension surround-
10 sound channel being recorded as extension bits appended to said 5.1 audio format.
10. The medium of claim 8, wherein the medium is recorded with N minus two discrete extension surround-sound channels each carrying a different one of the N surround-sound audio signals.
15
11. The medium of claim 9, wherein the N surround-sound audio signals include a left surround signal, a right surround signal and center surround signal.
12. The medium of claim 1, wherein said discrete audio channels are carried on said
20 medium in a digital format.
13. The medium of claim 12, wherein said medium is film having optically recorded symbols representing digital information, the digital information, in turn, representing said discrete audio channels.
25
14. The medium of claim 12, wherein said medium is an optical disc having pits impressed in the disc surface representing digital information, the digital information, in turn, representing said discrete audio channels.
- 30 15. The medium of claim 14, wherein said medium is a digital video disc (DVD).

2001259641 08 Feb 2005

- 25 -

16. The medium of claim 1, wherein the media is recorded with N discrete extension surround-sound channels of which N minus M channels carry discrete surround-sound audio signals and the remaining M channels carry difference audio signals.
- 5 17. A medium of claim 17, recorded with M discrete audio channels that carry N mixed audio signals, and at least one discrete extension channel that carries at least one of the N audio signals, wherein the media is recorded with N discrete extension channels of which N minus M channels carry discrete audio signals and the remaining M channels carry difference audio signals, wherein the M difference audio signals represent a weighted
10 difference between an M channel audio mix and the corresponding M channels in an N channel audio mix.
18. An article of manufacture, including:
a portable machine readable storage medium; and
15 a digital bitstream representing a multichannel audio signal including N audio signals that are mixed onto M discrete audio channels where $N > M$ with at least one of said N audio signals being carried on at least one discrete extension channel, said discrete audio channels and discrete extension channel being recorded onto said portable machine readable storage medium as a sequence of audio frames, each said audio frame including:
20 audio data in a predetermined multichannel audio format representative of said discrete audio channels, and
audio data appended to said multichannel audio format representative of said discrete extension channel.
- 25 19. The medium of claim 18, wherein the size of the audio frame may vary from frame-to-frame to accommodate the discrete extension channels.
20. The medium of claim 18, wherein said discrete audio channels are carried on said medium in a digital format, said medium is an optical disc having pits impressed in the
30 disc surface representing digital information, the digital information, in turn, representing said discrete audio channels.

2001259641 08 Feb 2005

- 26 -

21. A multichannel audio signal encoded with M discrete audio channels that carry N mixed audio signals and a discrete extension surround-sound channel that carries one of the audio signals.
- 5 22. The signal of claim 21, wherein the M discrete audio channels are encoded in a predetermined multichannel audio format and the discrete extension channel is encoded and appended to said predetermined multichannel audio format.
- 10 23. The signal of claim 22, wherein the signal is encoded with N minus M discrete extension channels each carrying a different one of the N audio signals.
24. The signal of claim 21, wherein said signal comprises a carrier signal that is encoded with the M discrete audio channels and the discrete extension channel.
- 15 25. The medium of claim 24, wherein the signal is encoded with N discrete extension channels of which N minus M channels carry discrete audio signals and the remaining M channels carry difference audio signals.
- 20 26. The medium of claim 25, wherein the M difference audio signals represent a weighted difference between an M channel audio mix and the corresponding M channels in an N channel audio mix.
27. A method of recording multichannel audio on a media with an extended
25 multichannel audio format for reproduction by either an existing base of audio decoders configured to read media recorded with a predetermined multichannel audio format or a base of audio decoders configured to read media recorded with the extended multichannel audio format, including:
mixing sound information for a plurality of audio signals and N surround-sound
30 audio signals;

2001259641 08 Feb 2005

- 27 -

mixing the N surround-sound audio signals into M mixed surround-sound audio signals where M is less than N;

recording said M mixed surround-sound audio signals and said plurality of audio signals in discrete surround-sound audio channels with the predetermined multichannel
5 audio format onto the media; and

recording at least one of the N surround-sound audio signals in respective discrete extension surround-sound audio channels as extension bits appended to the predetermined multichannel audio format on the media, which together include the extended multichannel audio format.

10

28. The method of claim 27, wherein said discrete surround-sound audio channels and discrete extension surround-sound channel are recorded onto said media as a sequence of audio frames, further including varying the size of the audio frame from frame-to-frame to accommodate the discrete extension surround-sound channels.

15

29. The method of claim 27, where N minus M of the surround-sound audio signals are recorded in respective discrete extension surround-sound audio channels.

30. The method of claim 27, wherein said surround-sound audio signals include left, right and center surround-sound signals, further including sound information for three front
20 audio signals and a sub audio signal that are mixed and recorded with the M=two discrete surround-sound audio channels in a 5.1 channel audio format.

31. The method of claim 27, wherein the N and M surround-sound audio signals
25 represent N-channel and M-channel mixes, respectively, further including:

computing weighted difference signals between the M-channel mix and the corresponding M discrete audio signals in the N-channel mix, and

recording the weighted difference signals on respective discrete extension channels.

30 32. A method of reproducing multichannel audio, including:

2001259641 08 Feb 2005

- 28 -

receiving a media having a recorded bitstream, said bitstream including M discrete surround-sound audio channels that carry a mix of N surround-sound audio signals where $N > M$ in a predetermined multichannel audio format and at least one discrete surround-sound extension channel, each one carrying one of the N surround-sound audio signals as extension bits appended to said predetermined multichannel audio format;

reading out the bits in the predetermined multichannel audio format while ignoring the extension bits;

decoding the bits in the predetermined multichannel audio format to reproduce said M discrete audio channels; and

applying the M discrete surround-sound audio channels to respective discrete speaker channels to reproduce M discrete surround-sound audio signals and at least one phantom surround-sound audio signal.

33. The method of claim 32, wherein said M discrete surround-sound audio channels are left and right surround-sound channels and said N discrete surround-sound audio signals include left, right and center surround-sound signals, said discrete extension surround-sound channel carrying said center surround-sound signal, which although ignored during read out, is reproduced as a phantom center surround signal.

34. The method of claim 32, wherein said discrete surround-sound audio channels and discrete extension surround-sound channel are recorded onto said media as a sequence of audio frames that are read out a frame at a time, the size of the audio frame recorded on said media being varied from frame-to-frame to accommodate the discrete extension surround-sound channels.

35. A method of reproducing multichannel audio, including:

receiving a media having a recorded bitstream, said bitstream including M discrete audio channels that carry N mixed audio signals where $N > M$ in a predetermined multichannel audio format and at least one discrete extension channel, each one carrying one of the N audio signals as extension bits appended to said predetermined multichannel audio format;

- 29 -

reading out the bits in the predetermined multichannel audio format while ignoring the extension bits;

decoding the bits in the predetermined multichannel audio format to reproduce said M discrete audio channels;

5 matrix decoding the M audio channels to provide N discrete audio channels that carry matrix decoded audio representations of the N mixed audio signals; and

applying the N discrete audio channels to respective discrete speakers channels to reproduce matrix decoded multichannel audio.

10 36. The method of claim 35, wherein said M discrete audio channels are left and right surround-sound channels and said N discrete audio signals comprise left, right and center surround-sound signals, said discrete extension channel carrying said center surround-sound signal, which because it is ignored during read out, is reproduced as matrix decoded audio.

15

37. The method of claim 35, wherein said discrete audio channels and discrete extension channel are recorded onto said media as a sequence of audio frames that are read out a frame at a time, the size of the audio frame recorded on said media being varied from frame-to-frame to accommodate the discrete extension channels.

20

38. A method of reproducing multichannel audio, including:

receiving a media having a-recorded bitstream, said bitstream including M discrete surround-sound audio channels that carry a mix of N surround-sound audio signals where $N > M$ in a predetermined multichannel audio format and at least one discrete surround-sound extension channel, each one carrying one of the N surround-sound audio signals as extension bits appended to said predetermined multichannel audio format;

25

reading out the bits in the predetermined multichannel audio format;

decoding the bits in the predetermined multichannel audio format to reproduce said M discrete surround-sound audio channels;

30

reading out the extension bits;

2001259641 08 Feb 2005

- 30 -

decoding the extension bits to provide at least one discrete surround-sound extension channel;

mix decoding the M discrete surround-sound audio channels using the extension surround-sound channel to provide M discrete surround-sound audio channels that each
5 carry one of the discrete surround-sound audio signals; and

applying the M discrete surround-sound audio channels and the at least one extension surround-sound channel to respective discrete speakers channels to reproduce the N discrete surround-sound audio signals.

10 39. The method of claim 38, wherein said M discrete surround-sound audio channels are left and right surround-sound channels and said N discrete surround-sound audio signals include left, right and center surround-sound signals, said discrete extension surround-sound channel carrying said center surround-sound signal, which is read out and reproduced as a discrete center surround-sound signal.

15

40. The method of claim 38, wherein said discrete surround-sound audio channels and discrete extension surround-sound channel are recorded onto said media as a sequence of audio frames that are read out a frame at a time, the size of the audio frame recorded on said media being varied from frame-to-frame to accommodate the discrete extension
20 surround-sound channels.

41. The method of claim 38, wherein N minus M discrete extension surround-sound channels are decoded.

25 42. An apparatus for reproducing surround-sound audio from a media having a recorded bitstream, said bitstream including M discrete surround-sound audio channels that carry a mix of N surround-sound audio signals in a predetermined multichannel audio format and at least one discrete extension surround-sound channel, each one carrying one of the surround-sound audio signals as extension bits appended to said predetermined
30 multichannel audio format, including:

2001259641 08 Feb 2005

- 31 -

a multichannel audio decoder that reads out the bits in the predetermined multichannel audio format and ignores the extension bits, decodes the bits to reproduce said M discrete surround-sound audio channels, and

5 a mix decoder that receives the M discrete surround-sound audio channels and reads out the extension bits, decodes the extension bits to reproduce at least one discrete extension surround-sound channel, uses the surround-sound extension channel to separate the N surround-sound audio signals carried on the M discrete surround-sound channels to provide M discrete surround-sound audio signals carried on the M discrete surround-sound audio channels, and applies the M discrete surround-sound audio channels and at least one
10 discrete extension surround-sound channel to respective discrete speaker channels to reproduce the N discrete surround-sound audio signals.

43. The apparatus of claim 42, wherein said M discrete surround-sound audio channels are left and right surround-sound channels that carry mixed left, right and center surround-sound signals, said discrete extension surround-sound channel carrying said center
15 surround-sound signal, which the mix decoder reads out and reproduces as a discrete center surround-sound signal.

44. The apparatus of claim 43, wherein the media bitstream also has three discrete front
20 channels that carry respective discrete front audio signals and a sub channel that carries a subwoofer signal, said three front channels, and said M equal two surround-sound channels and sub channel being recorded on the medium in a 5.1 audio format, said multichannel audio decoder including a 5.1 channel decoder

25 45. The apparatus of claim 42, wherein said discrete surround-sound audio channels and discrete extension surround-sound channel are recorded onto said media as a sequence of audio frames in a bitstream, the size of the audio frames recorded on said media being varied from frame-to-frame to accommodate the discrete extension surround-sound channels, said multichannel audio coder and said mix decoder reading out said sequence a
30 frame at a time in accordance with the frame size.

2001259641 08 Feb 2005

- 32 -

46. A medium recorded with M discrete audio channels that carry N mixed audio signals and at least one discrete extension channel that carries at least one of the N audio signals as a sequence of audio frames 124 that form a digital bitstream, wherein the size of the audio frame may vary from frame-to-frame to accommodate the discrete extension
5 channels.
47. The medium of claim 46, wherein each said audio frame includes a sync word, audio data in a predetermined multichannel audio format representative of said discrete audio channels, and audio data appended to said multichannel audio format representative
10 of said discrete extension channel.
48. The medium of claim 46, wherein the discrete extension channel is a discrete extension surround-sound channel.
- 15 49. A medium recorded with a plurality of discrete audio channels and M discrete surround-sound audio channels in a predetermined multichannel audio forms, the medium being substantially as herein before described with reference to the accompanying drawings.
- 20 50. A medium recorded with M discrete audio channels that carry N mixed audio signals, the medium being substantially as herein before described with reference to the accompanying drawings.
51. A method of recording multichannel audio on a media with an extended
25 multichannel audio forms, the method being substantially as herein before described.
52. A method of reproducing multichannel audio, the method being substantially as herein before described.

2001259641 08 Feb 2005

- 33 -

53. An apparatus for reproducing surround sound audio from a media having a recorded bitstream, the apparatus being substantially as herein before described with reference to the accompanying drawings.

5 DATED this 1st day of February, 2005

DIGITAL THEATER SYSTEMS, INC.

By Their Patent Attorneys

DAVIES COLLISON CAVE

10

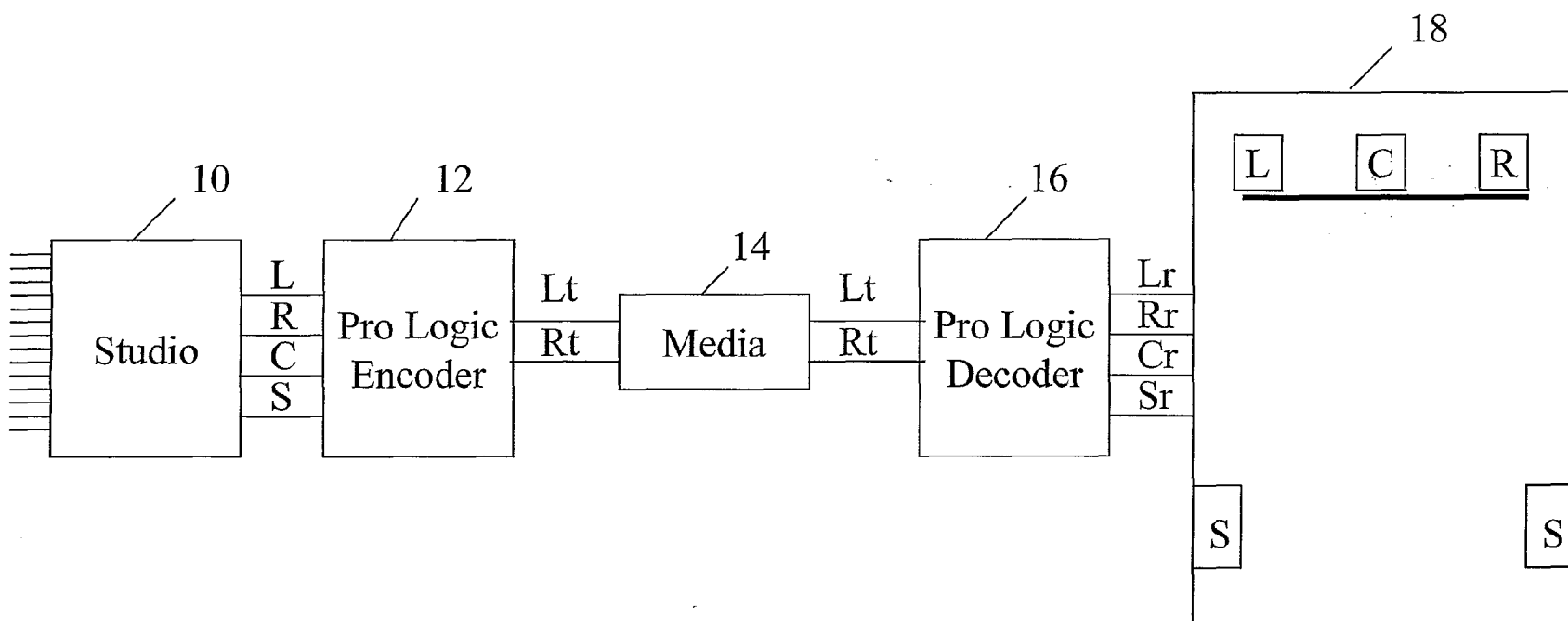


FIG. 1 (Prior Art)

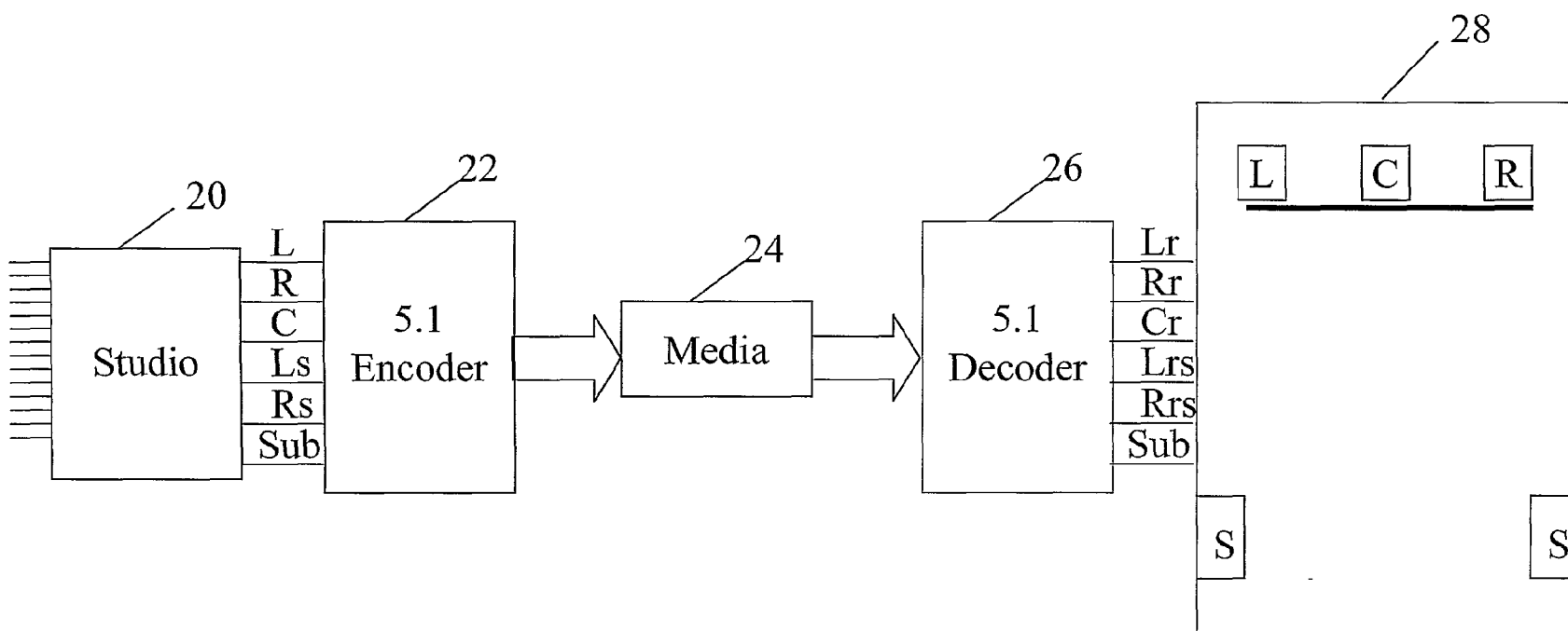


FIG. 2 (Prior Art)

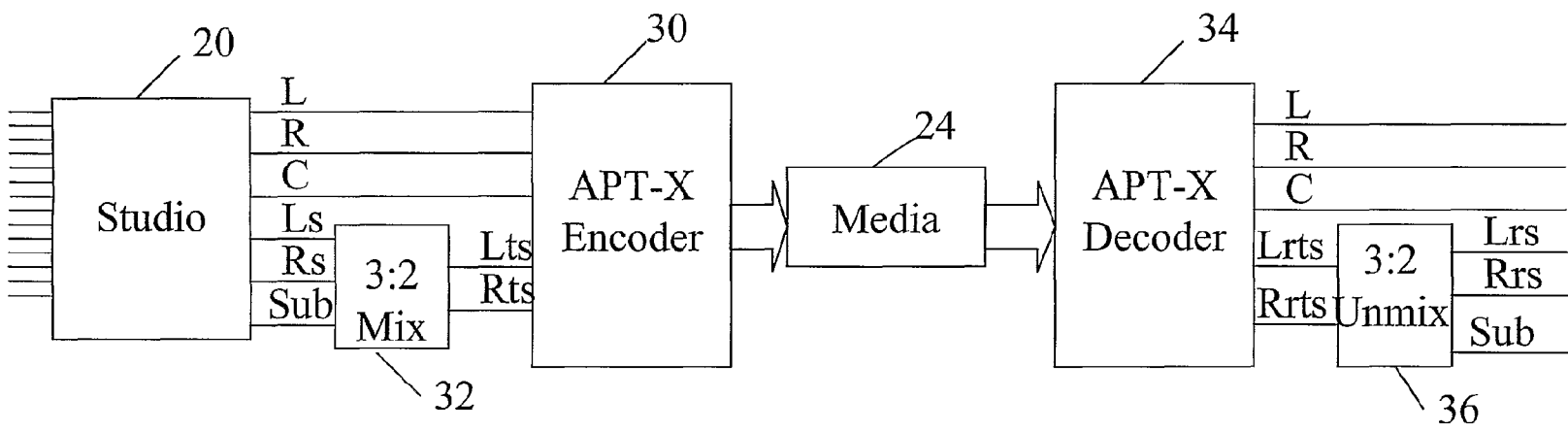


FIG. 3 (Prior Art)

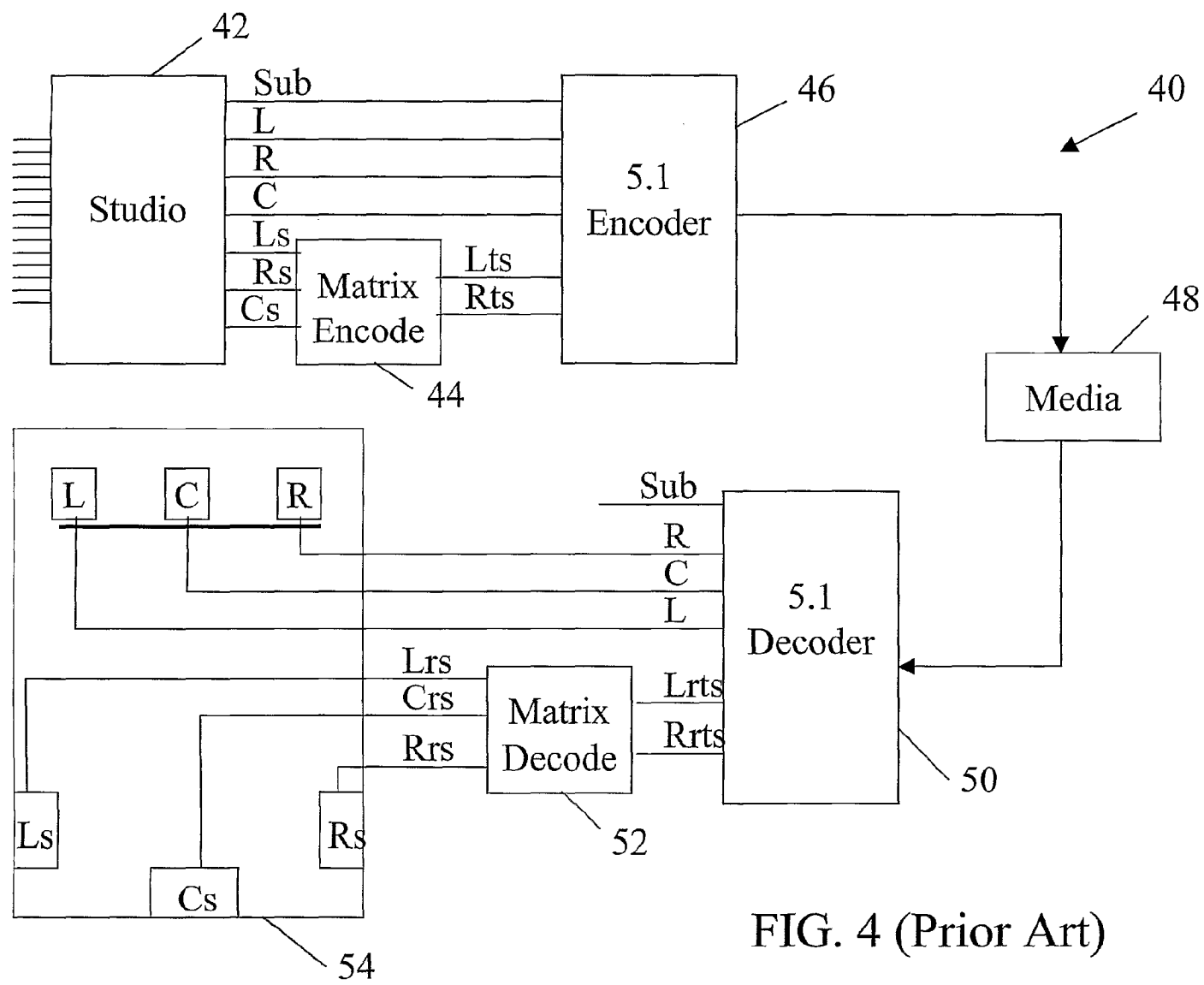


FIG. 4 (Prior Art)

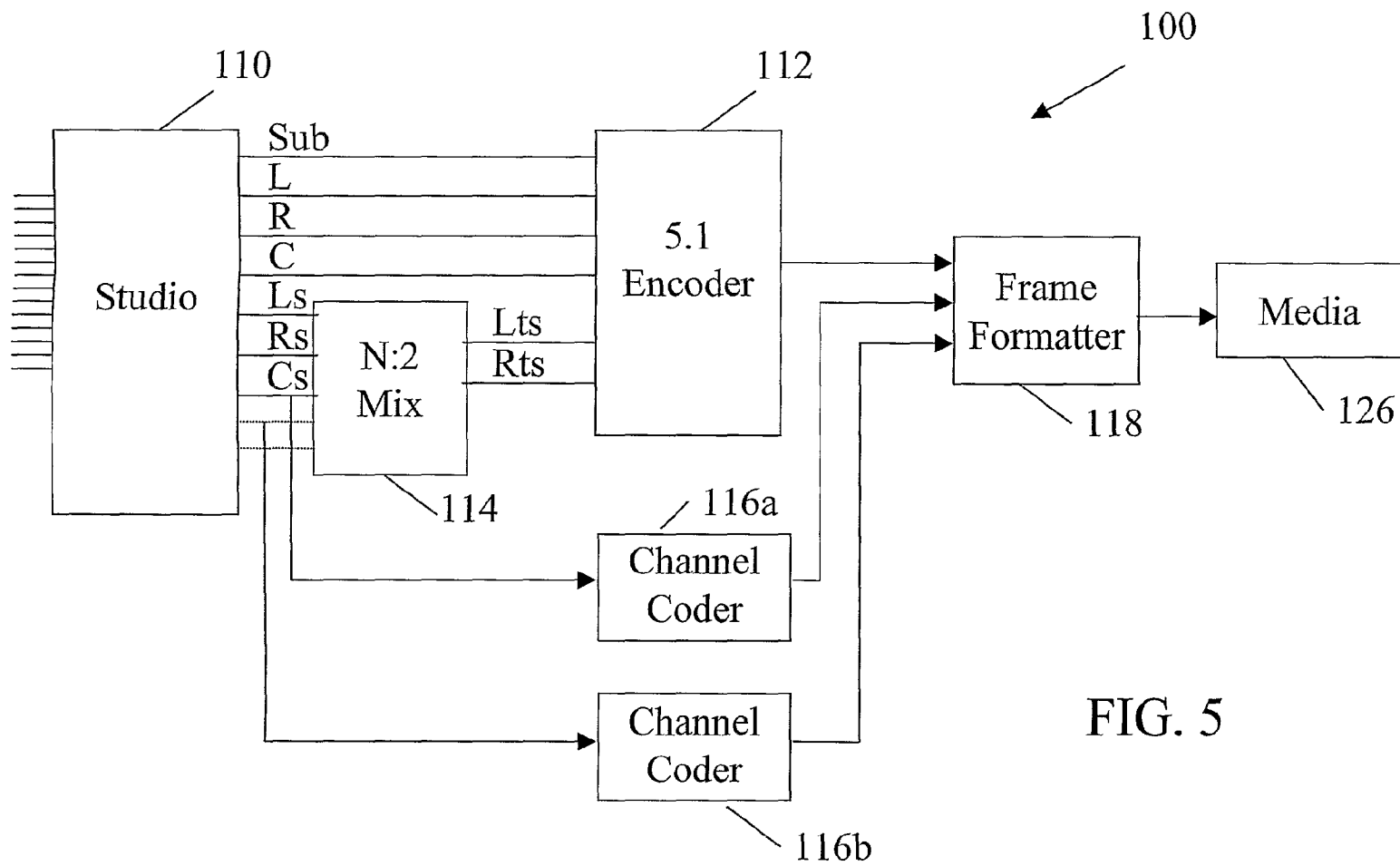


FIG. 5

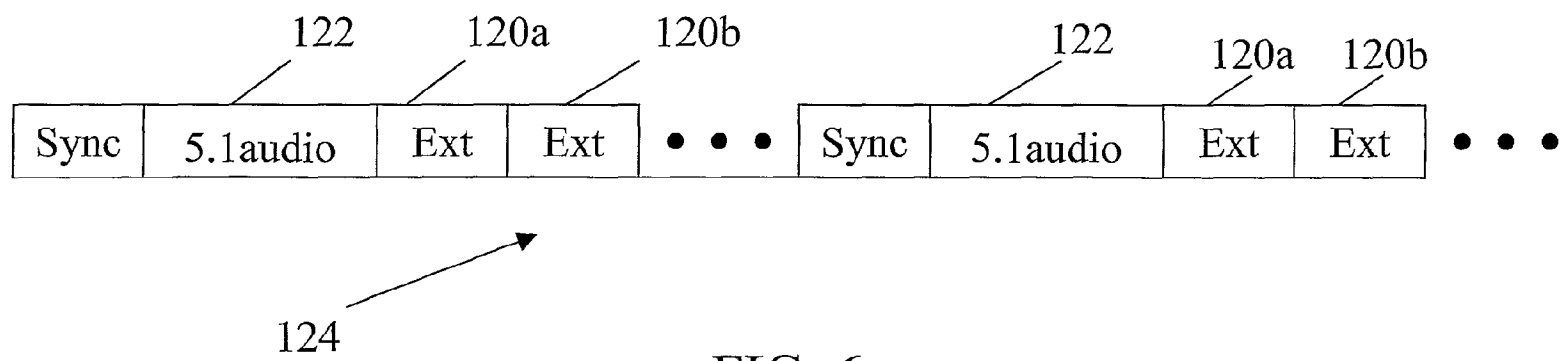


FIG. 6

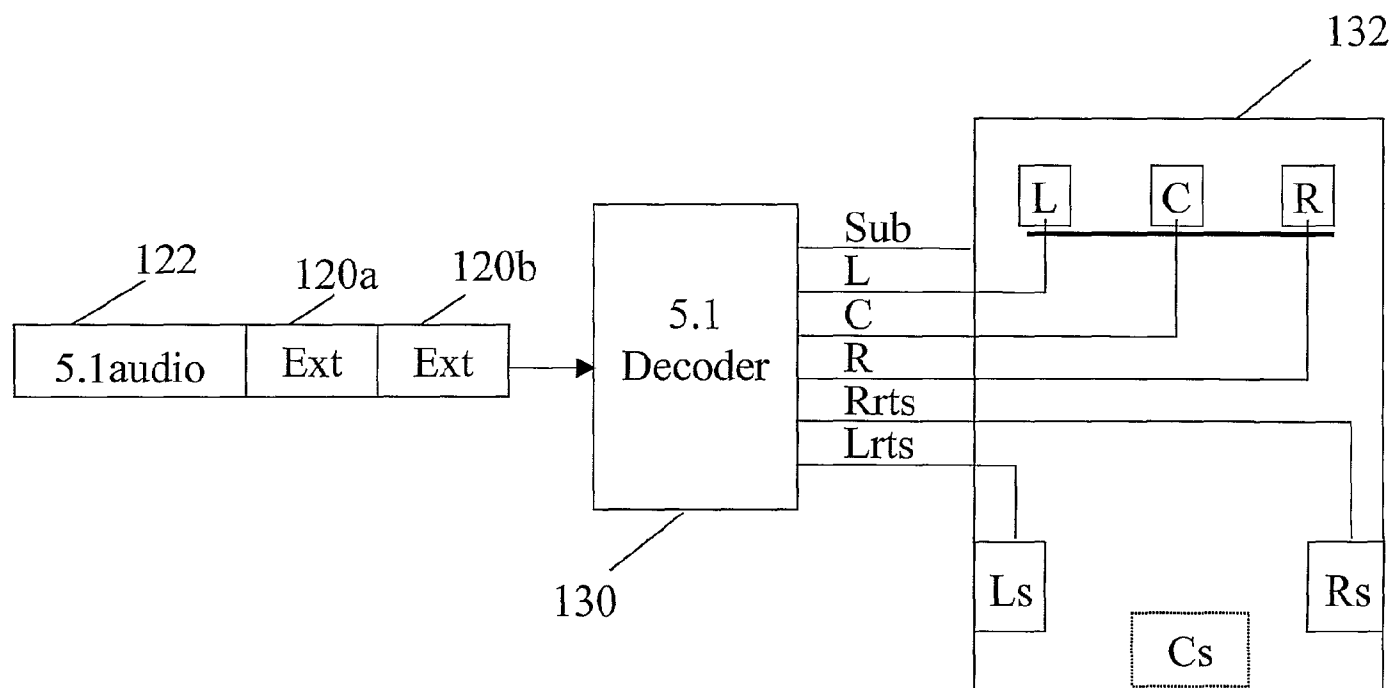


FIG. 7

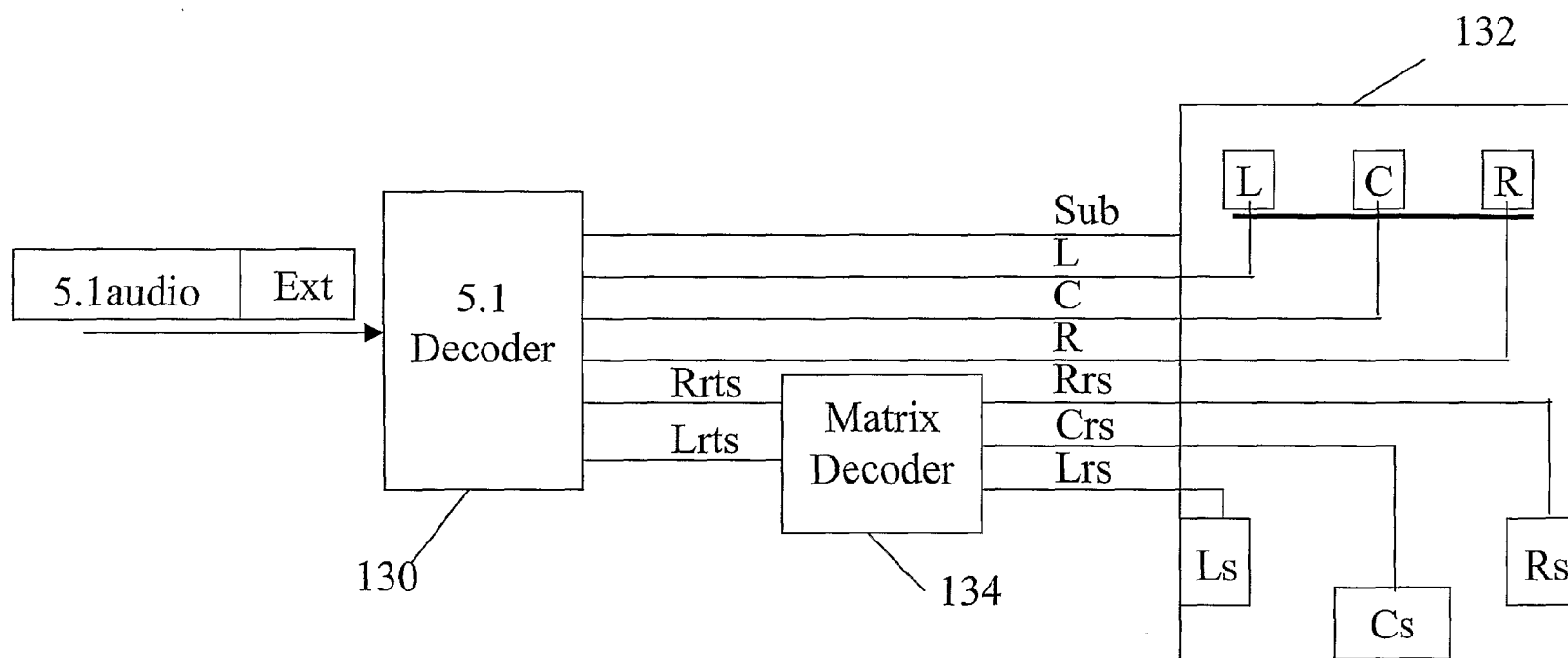


FIG. 8

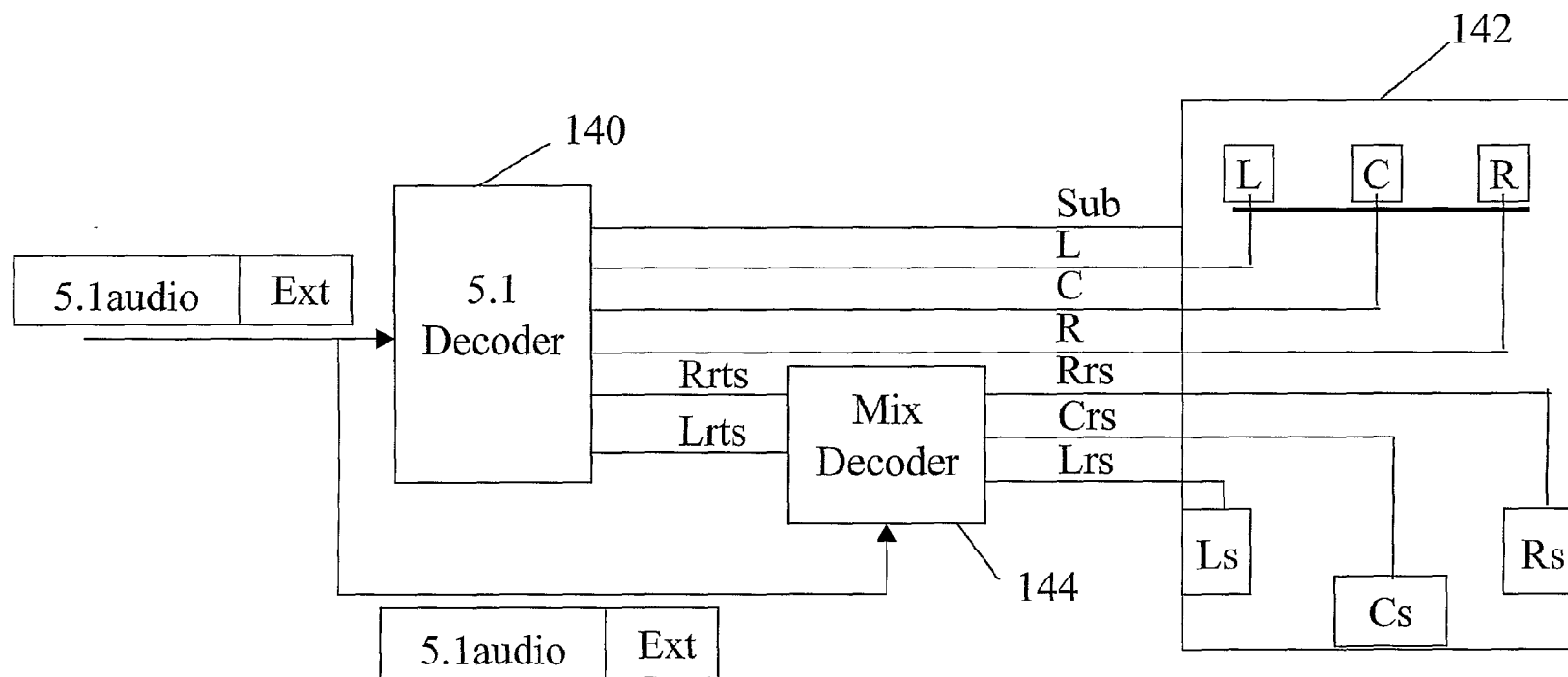


FIG. 9

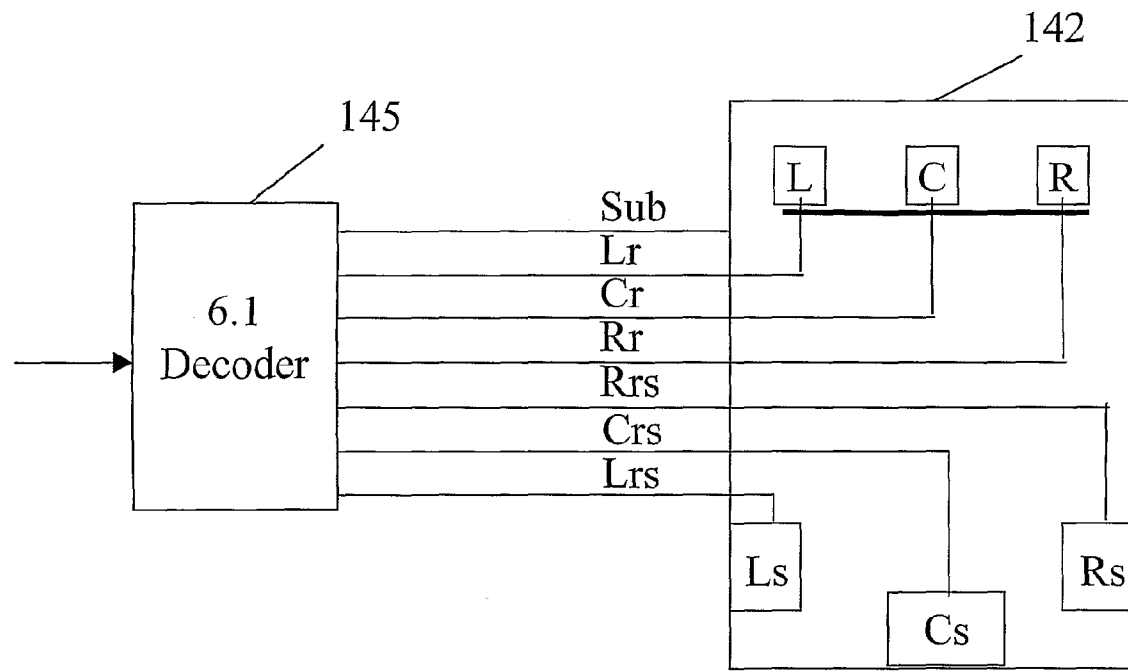


FIG. 10

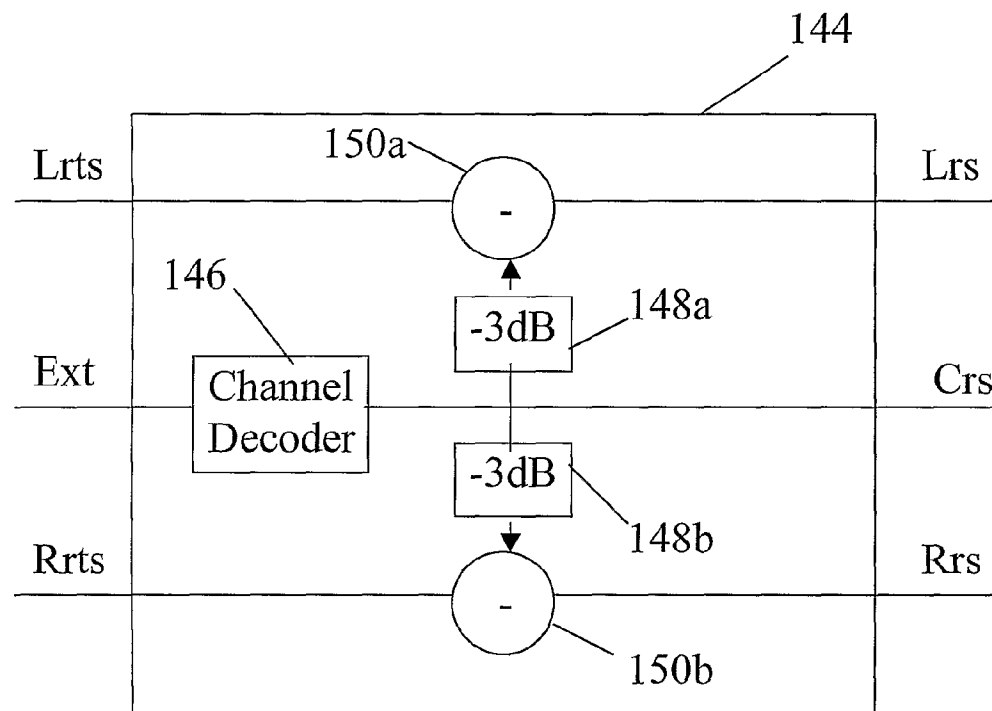


FIG. 11

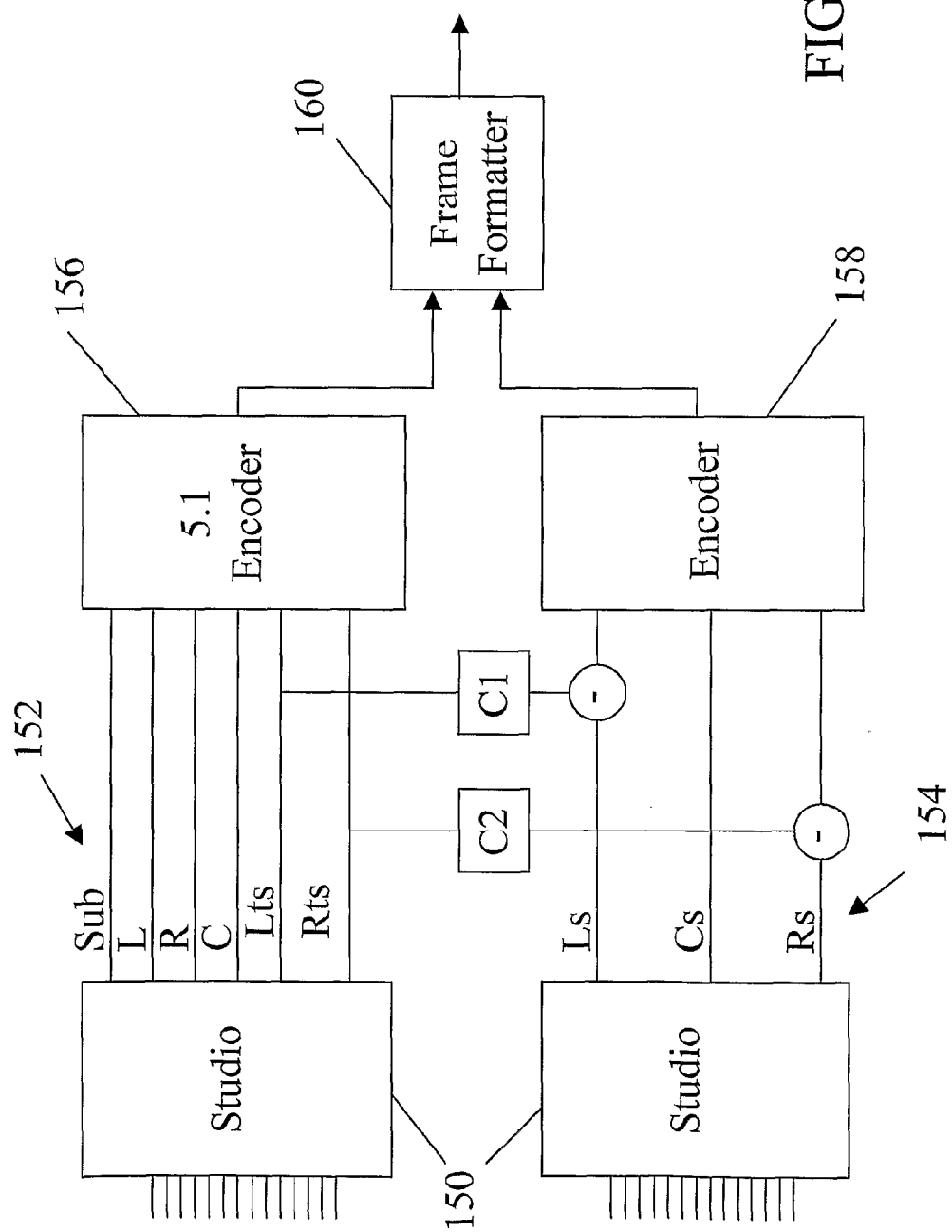


FIG. 12

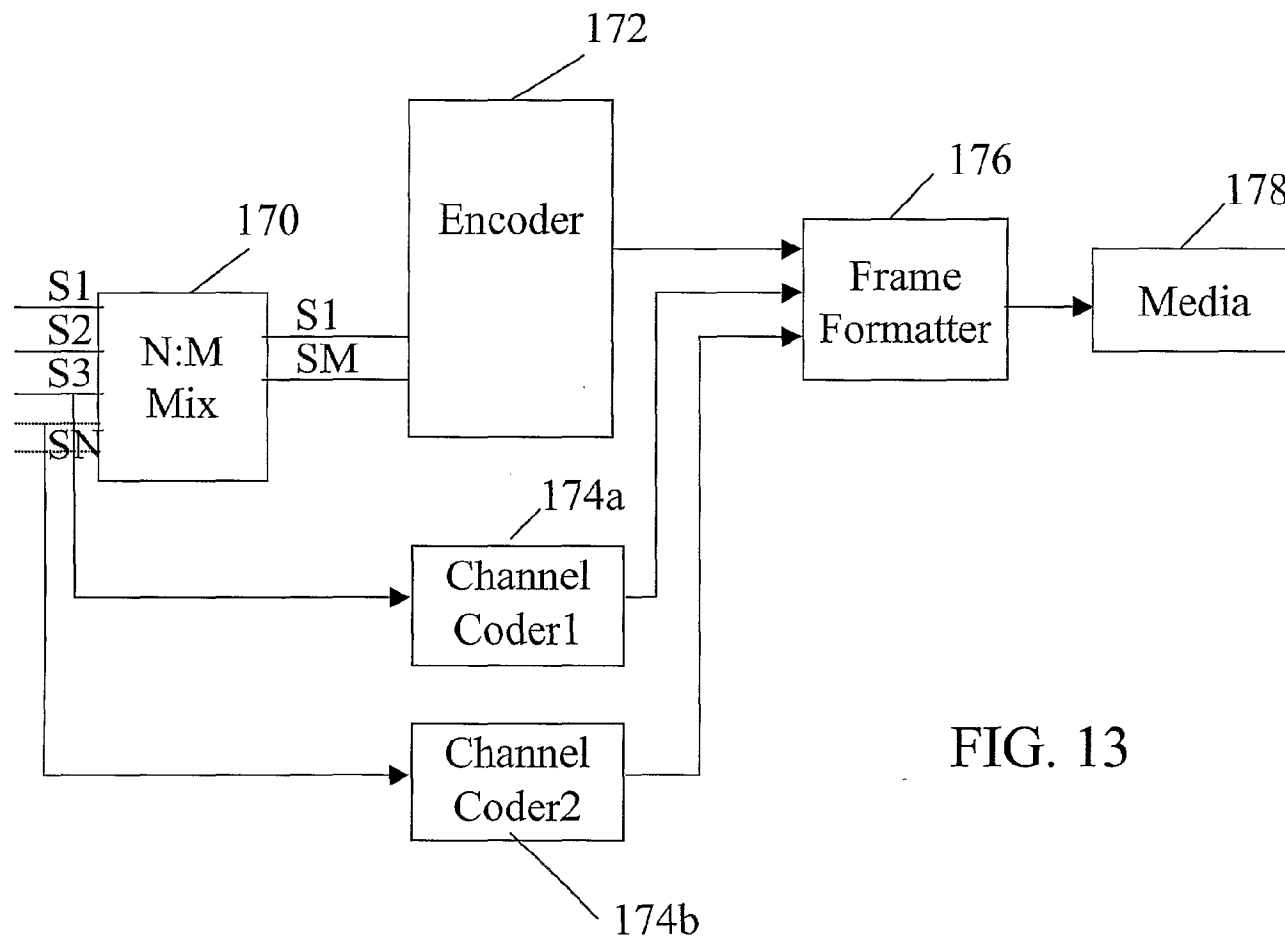


FIG. 13