

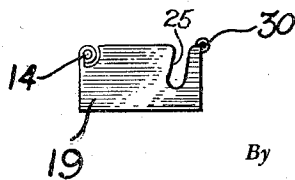
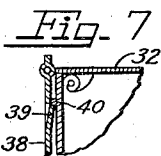
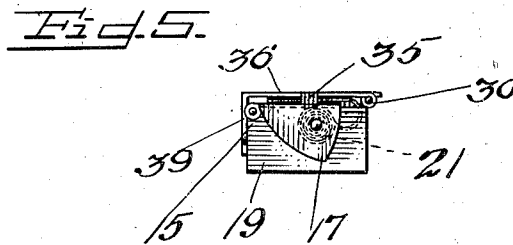
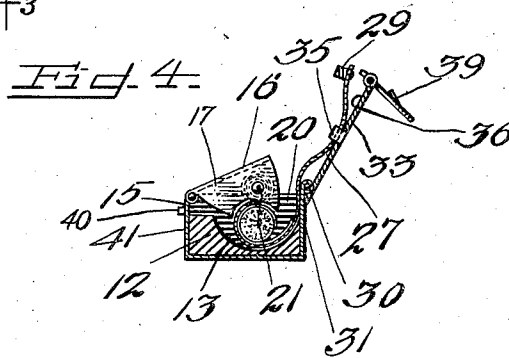
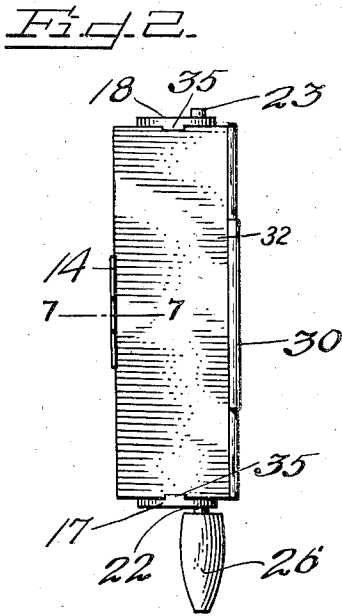
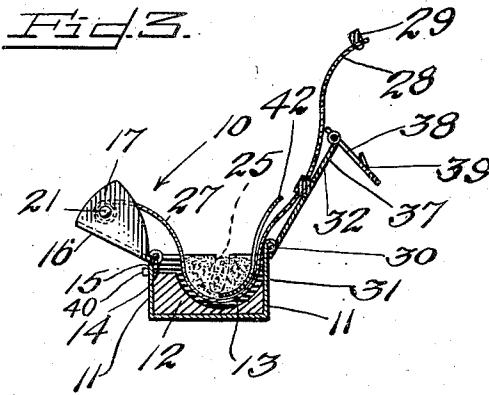
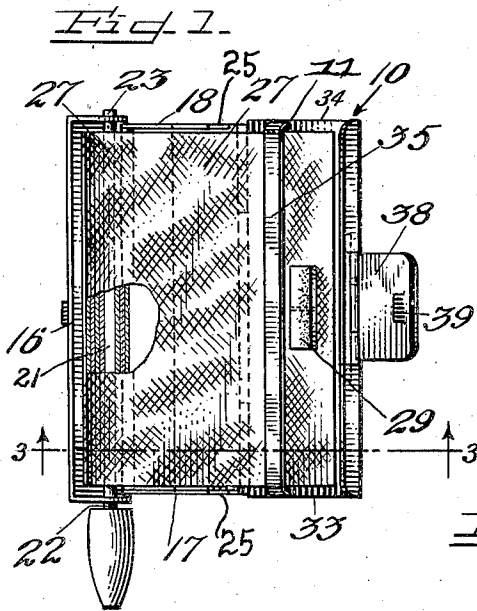
June 3, 1947.

M. WARNER

2,421,669

CIGARETTE MAKER

Filed July 20, 1945



Inventor

Maurice Warner,

By

Clarence A. O'Brien
and Harvey B. Jacobson
Attorneys

UNITED STATES PATENT OFFICE

2,421,669

CIGARETTE MAKER

Maurice Warner, Los Angeles, Calif.

Application July 20, 1945, Serial No. 606,044

5 Claims. (Cl. 131-47)

1

This invention relates to smokers' appliances and has for its object to provide a pocket cigarette roller.

Another object of my invention is to provide a box like device having means therein for rolling a cigarette.

A further object of this invention is to provide a box having a semi-cylindrical recess, a roll of canvas operable therein and means whereby the canvas will wrap a cigarette paper around a charge of tobacco enclosed within the box.

Other features and advantages will become more readily apparent from the following description and the accompanying illustrative drawings in which:

Figure 1 is a plan view of my cigarette maker shown opened up to receive the makings of a cigarette,

Figure 2 is a side elevational view of the device shown closed,

Figure 3 is a sectional view approximately on the line 3-3 of Figure 1 with parts in elevation,

Figure 4 is a similar view to Figure 3 except that certain parts are in position to engage a partially made cigarette,

Figure 5 is an end elevation of the device shown in closed position,

Figure 6 is an end view of the box or body of the device showing the hinges on its opposite sides with the closure member and cigarette forming mechanism removed therefrom, and

Figure 7 is a detailed sectional view through a corner of the device showing a portion of the hinged closure member and flap hinged thereto with the locking tongue engaged with the offset on the wall of the device.

In the accompanying drawings as above enumerated and in the following specification, like characters of reference indicate like parts throughout and in which 10, indicates my cigarette maker which consists of a rectangular box 11, the length of which is equivalent to that of a cigarette paper, a filler 12, is seated in the box and is provided with a longitudinal semi-cylindrical recess 13. Connected by a piano type hinge 14, to the upper edge 15, of the box is a hinged top member 16, having side wings 17 and 18, which when the member 16 is closed down pass outwardly over the side walls 19 and 20. Pivotaly supported by said wings is a roller 21, the terminal pintles 22 and 23, projecting outwardly of said wings 17 and 18, are adapted to operate in the slots 25, in said end walls. The pintle 22, is extended to receive the handle 26, by means of which the roller may be operated.

2

Secured to the said roller 21, is a tape 27, of a suitable length to receive tobacco and roll the same in a cigarette paper. This tape is of the same width as a cigarette paper and has provided on its free edge 28, a finger hold 29. Also hinged to the box by a similar piano hinge 30, on the upper edge of the wall 31, is a closure member 32, to which is secured at its edges 33 and 34, a metal strip 35, which is sufficiently offset from the inner surface 36, of the closure member 32, to permit free passage of said tape 27. Hinged to the free edge 37, of the closure member 32, is a flap 38, with an in-struck tongue 39, adapted to be engaged by the offset 40, of the wall 41.

In operation the tape 27, is drawn as far as possible from the roller 21, and is depressed into the cavity or recess 13, after which a cigarette paper 42, is placed upon the tape in said recess, the latter then being filled with tobacco, after which the top 16, is closed down and the member 26, rotated with the finger tips until the tape is again fully rolled upon the roller 21, whereupon the cigarette will be formed and the top may be raised and the free edge of the paper moistened to complete the formation of the cigarette.

It is thought that persons skilled in the art to which the invention relates will be able to obtain a clear understanding of the invention after considering the description in connection with the drawings. Therefore, a more lengthy description is regarded as unnecessary.

Changes in shape, size and rearrangement of details and parts such as come within the purview of the invention claimed may be resorted to, in actual practice, if desired.

Having now described my invention that which I claim as new and desire to procure by Letters Patent is:

1. A cigarette maker comprising a box, a filler block having a semi-cylindrical trough, means for rolling a cigarette within said trough upon closing of the box, said means including a cover member for the block and a flexible tape connected therewith, and a spindle carried by the cover to which the tape is connected.

2. A cigarette maker comprising a box, a filler block having a semi-cylindrical trough, means for rolling a cigarette within said trough upon closing of the box, said means including a cover member for the block and a flexible tape connected therewith.

3. A cigarette making device comprising a box having an open top, a filler block in said box formed with a semi-cylindrical trough, means for rolling a cigarette in said trough including a cover

3

hinged to the upper edge of one side of said box, angularly disposed bearing ears on the opposite ends of said cover, a spindle rotatably mounted between said bearing ears, a closure member hinged to the upper edge of the opposite side of said box, a retaining strap on said closure member, a tape secured at one end to said spindle extending across said trough having its opposite end slidably supported beneath said retaining strap, and means for rotating said spindle.

4. A cigarette making device comprising a box having an open top, a filler block in said box formed with a semi-cylindrical trough, means for rolling a cigarette in said trough including a cover hinged to the upper edge of one side of said box, angularly disposed bearing ears on the opposite ends of said cover, a spindle rotatably mounted between said bearing ears, a closure member hinged to the upper edge of the opposite side of said box, a retaining strap on said closure member, a tape secured at one end to said spindle extending across said trough having its opposite end slidably supported beneath said retaining strap, means for rotating said spindle, and said box being formed with oppositely disposed guide slots through its opposite ends adapted to receive the ends of said spindle when said hinged cover is turned inwardly to overlie said trough.

5. A cigarette making device comprising a box having an open top, a filler block in said box formed with a semi-cylindrical trough, means for rolling a cigarette in said trough including a cover hinged to the upper edge of one side of said box, angularly disposed bearing ears on the opposite

4

ends of said cover, a spindle rotatably mounted between said bearing ears, a closure member hinged to the upper edge of the opposite side of said box, a retaining strap on said closure member, a tape secured at one end to said spindle extending across said trough having its opposite end slidably supported beneath said retaining strap, means for rotating said spindle, said box being formed with the oppositely disposed guide slots through its opposite ends adapted to receive the ends of said spindle when said hinged cover is turned inwardly to overlie said trough, said tape being adapted to support a cigarette paper and a charge of tobacco disposed thereon, said hinged closure member being movable to overlie said hinged cover when the device is not in use, and means for securing said closure member in closed position.

MAURICE WARNER.

REFERENCES CITED

The following references are of record in the file of this patent:

UNITED STATES PATENTS

Number	Name	Date
248,792	Renz	Oct. 25, 1881
1,527,604	Pollak	Feb. 24, 1925
635,018	Keen	Oct. 17, 1899
1,512,636	Pohle	Oct. 11, 1924

FOREIGN PATENTS

Number	Country	Date
595,549	Germany	Apr. 13, 1934