



US00D479991S

(12) **United States Design Patent** (10) **Patent No.:** **US D479,991 S**
Bezek et al. (45) **Date of Patent:** **** Sep. 30, 2003**

- (54) **SNACK FOOD CONTAINER**
- (75) Inventors: **Edward Anthony Bezek**, Frisco, TX (US); **Joseph Paul Sagel**, Highland Village, TX (US)
- (73) Assignee: **RECOT, Inc.**, Pleasanton, CA (US)
- (**) Term: **14 Years**
- (21) Appl. No.: **29/155,322**
- (22) Filed: **Feb. 8, 2002**
- (51) **LOC (7) Cl.** **09-03**
- (52) **U.S. Cl.** **D9/428; D9/429**
- (58) **Field of Search** D9/418, 414, 428, D9/429, 425, 424, 430, 432, 500, 502, 503, 504, 513, 549, 520-543, 552-560, 573; 229/400-405, 406, 109, 110, 911; 220/241, 242, 288, 290, 781, 350, 351, 376, 380, 602, 625, 635, 636, 669, 675, 906; 206/508, 303, 446; 215/2, 6, 370, 376, 377, 381-384; 222/92, 107, 105

4,051,265 A 9/1977 Kirschenbaum et al.
 4,054,220 A 10/1977 Rosenstein
 D246,896 S 1/1978 Plummer

(List continued on next page.)

FOREIGN PATENT DOCUMENTS

FR 2646071 4/1989
 WO 92/04243 3/1992

OTHER PUBLICATIONS

Advertisement by Land O' Lakes showing a personal size container for beverages, trademarked as the "Grip." It also has a resealable top.

Primary Examiner—Prabhakar Deshmukh
(74) Attorney, Agent, or Firm—Colin P. Cahoon; Carstens, Yee & Cahoon, L.L.P.

(57) **CLAIM**

The ornamental design for a snack food container, as shown and described.

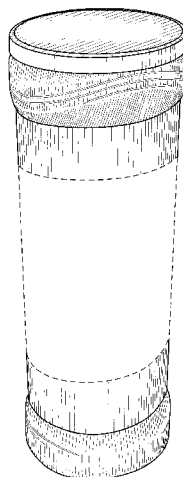
DESCRIPTION

FIG. 1 is a perspective view of the snack food container of the present invention;
 FIG. 2 is a top perspective view of the snack food container of the present invention;
 FIG. 3 is a front elevation view of the snack food container of the present invention, with the rear elevation view a mirror image of the front elevation view;
 FIG. 4 is a right elevation view of the snack food container of the present invention, with the left elevation view a mirror image of the right elevation view;
 FIG. 5 is a top plan view of the snack food container of the present invention; and,
 FIG. 6 is a bottom plan view of the snack food container of the present invention.
 The broken lines defining a center portion of the snack food container, as shown in FIGS. 1, 2, 3, and 4, are for illustrative purposes only and form no part of the claimed design.

(56) **References Cited**
U.S. PATENT DOCUMENTS

2,076,132 A	4/1937	Le Rose	
2,121,041 A	6/1938	Morgan	
2,297,285 A	9/1942	Bledsoe	
2,346,417 A	4/1944	Cornwell et al.	
2,533,349 A	12/1950	Burger	
2,543,427 A	2/1951	Warne	
2,619,245 A	11/1952	Levi	
2,766,796 A	10/1956	Tupper	
3,021,977 A	2/1962	Hester	
D201,400 S	* 6/1965	Elgin, III	D9/556
D209,715 S	* 12/1967	Ninesling et al.	D9/539
3,760,968 A	9/1973	Amberg et al.	
3,813,000 A	5/1974	Underwood	
3,828,999 A	8/1974	Humphrey	
3,872,994 A	* 3/1975	Hyde	220/906
3,915,296 A	10/1975	Spencer	
3,927,790 A	* 12/1975	Chase et al.	220/675
3,952,911 A	4/1976	Bozek et al.	

1 Claim, 3 Drawing Sheets



US D479,991 S

Page 2

U.S. PATENT DOCUMENTS

D247,471 S	3/1978	Strand	5,482,170 A	1/1996	Semersky et al.	
D247,472 S	3/1978	Byrne	5,499,763 A	3/1996	DeMars	
4,077,538 A	3/1978	Waterbury	D371,304 S	7/1996	Onneweer	
D247,847 S	5/1978	Kretz	5,613,620 A	3/1997	Center et al.	
4,163,517 A	8/1979	Kappler	5,788,076 A	8/1998	Simmons	
4,190,168 A	2/1980	Jacques	5,797,509 A	8/1998	Fitch	
D254,840 S	4/1980	Aldrich, III	D399,429 S	* 10/1998	Ramsey	D9/539
RE30,805 E	11/1981	Rhoads	5,906,286 A	* 5/1999	Matsuno et al.	220/675
4,417,504 A	11/1983	Yamamoto	5,938,062 A	8/1999	Paramski	
4,444,324 A	4/1984	Grenell	6,006,945 A	12/1999	Kirkland	
4,483,890 A	11/1984	Beery et al.	D418,758 S	1/2000	Yucknut	
4,819,819 A	4/1989	Robertson, Jr.	D429,166 S	* 8/2000	Ogg	D9/552
5,065,923 A	11/1991	Hofer et al.	6,152,302 A	11/2000	Miller et al.	
D337,271 S	* 7/1993	Pezzoli et al.	6,170,666 B1	1/2001	DesLauriers	
D345,695 S	4/1994	Frazer et al.	6,220,475 B1	* 4/2001	Nayar et al.	220/669
5,383,558 A	1/1995	Wilkinson et al.	D448,290 S	* 9/2001	Schultz et al.	D9/428
5,429,262 A	7/1995	Sharkey	6,311,861 B1	* 11/2001	Policappelli	220/906

* cited by examiner

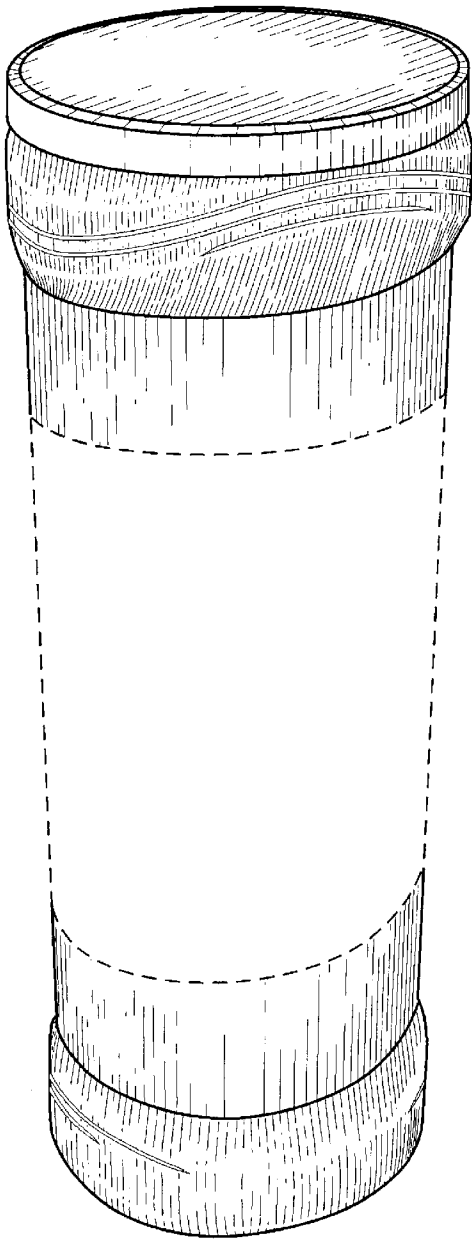


FIG. 1

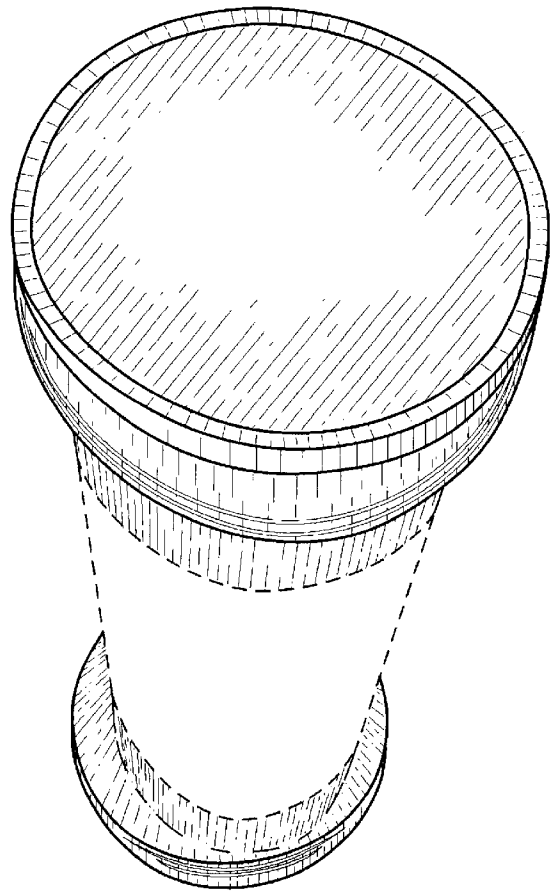


FIG. 2




FIG. 3




FIG. 4

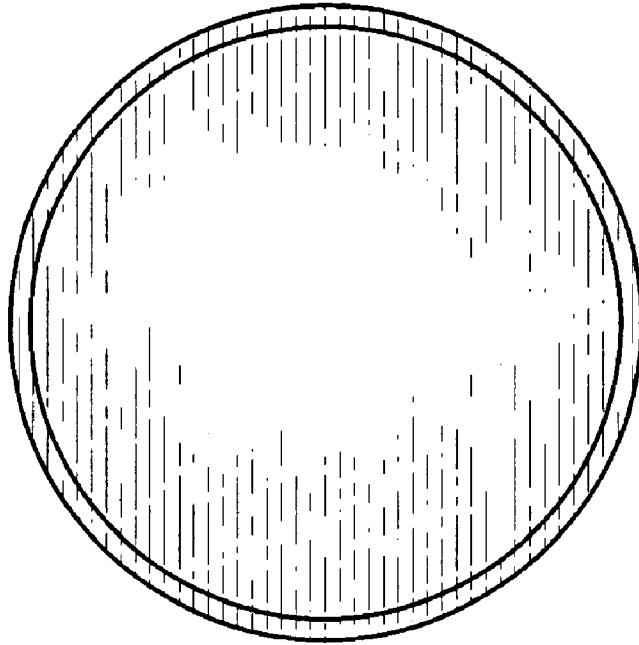


FIG. 5

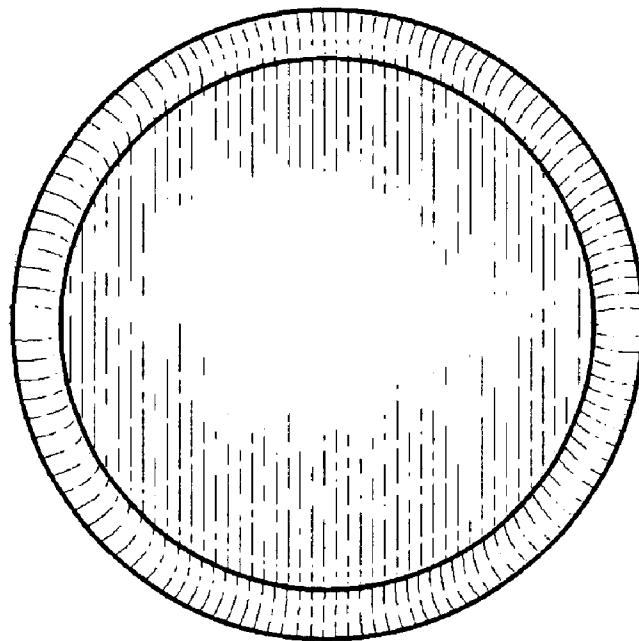


FIG. 6